

SPRING SPORTS



2022-2023



ALMANAC

TRACK & FIELD | GOLF | TENNIS | SOFTBALL | BASEBALL

GIRLS TRACK AND FIELD

INTRODUCTION



First year of UIL competition: 1971-72

State Meet Structure

From 1972-2010, the first and second place finishers from each region qualified for the state meet. The current structure with nine qualifiers started in 2011, adding the next best time/mark from each regional meet. (Note: There are nine total participants/relay teams at the state meet per event.)

Team scoring at state meet is: 10-8-6-4-2-1 Relays earn double points. Individuals and relay teams score points in 17 events that are accumulated towards a final team total to determine a team state champion.

Evolution of UIL Girls Track and Field State Meet

Season	Conference(s)
1972-80	4A, 3A, 2A, 1A, B
1981-12	5A, 4A, 3A, 2A, 1A
2013-14	5A, 4A, 3A, 2A, 1A(D1), 1A(D2)
2015-	6A, 5A, 4A, 3A, 2A, 1A

Fully Automatic Timing

Since 1995, UIL state and conference records have been FAT (Fully Automatic Times). Times and marks before that time frame were hand timed. Conversions are used in order to include records set before 1995 within the record book. Prior to 1978, the events were measured in yards instead of meters, a separate conversion is used to convert records set in yards.

Location History

The state meet has been held in two locations during its history. The event has been held in Austin on the campus of The University of Texas since its inception. It began at Texas Memorial Stadium from 1972-99, before moving to its current location at Mike Myers Stadium in 2000.



Dallas Skyline - 2004 Conference 5A Girls Team State Champion



TEAM CHAMPIONS

2023

6A-Duncanville (50)
 5A-Comal Smithson Valley (62)
 4A-Canyon (80)
 3A-Universal City-Randolph (94)
 2A-Panhandle/Refugio/Stamford (32) *Tie
 1A-Roby (47)

2022

6A-Lewisville Flower Mound (68)
 5A-Fort Bend Marshall (75)
 4A-Canyon (70)
 3A-Universal City-Randolph (86)
 2A-Haskell (60)
 1A-Ackerly Sands (44)

2021

6A-DeSoto (72)
 5A-Fort Bend Marshall/Lancaster (46) *Tie
 4A-Kennedale (84)
 3A-Cameron Yoe (56)
 2A-Panhandle (74)
 1A-Ackerly Sands (48)

2020

(Cancelled due to COVID-19 Pandemic)

2019

6A-DeSoto (121)
 5A-Lancaster (60)
 4A-Canyon (86)
 3A-Atlanta (54)
 2A-Sunray (66)
 1A-Happy (59)

2018

6A-DeSoto (69)
 5A-Mansfield Lake Ridge (88)
 4A-Dallas Carter (60)
 3A-Leonard (89)
 2A-Refugio (62)
 1A-Blum (49)

2017

6A-DeSoto (65)
 5A-McKinney North (98)
 4A-Dallas Carter (72)
 3A-Uplift Hampton Prep. (76)
 2A-Gladewater Union Grove (56)
 1A-Blum (52.5)

2016

6A-DeSoto (79)
 5A-McKinney North (74)
 4A-Hardin-Jefferson (48)
 3A-Sunnyvale (42)
 2A-Italy/Shiner (54) *Tie
 1A-Burton (40)

2015

6A-Converse Judson (60)
 5A-Arlington Seguin (54)
 4A-Uplift Hampton Prep. (67)
 3A-Leonard (83)
 2A-Rosebud-Lott (64)
 1A-Burton/Cross Plains (46) *Tie

2014

5A-Converse Judson (66)
 4A-Lancaster (70)
 3A-Corpus Christi West Oso (38)
 2A-Uplift Hampton Prep. (66)
 1A1-Van Horn (51)
 1A2-Cross Plains (62)

2013

5A-DeSoto (71)
 4A-Houston Wheatley/Lancaster (58) *Tie
 3A-Frisco Lone Star (57)
 2A-Tatum (52)
 1A1-Dallas Gateway (48)
 1A2-Gail Borden County (44)

2012

5A-DeSoto (50)
 4A-Lancaster (73)
 3A-Waco Connally (54)
 2A-Tatum/Universal City-Randolph (42) *Tie
 1A-Snook (56)

2011

5A-DeSoto (51)
 4A-Beaumont Ozen (60)
 3A-TeXarkana Liberty-Eylau (56)
 2A-Cameron Yoe (50)
 1A-Snook (58)

2010

5A-Dallas Skyline (56)
 4A-Houston Westbury (68)
 3A-TeXarkana Liberty-Eylau (56)
 2A-Altair Rice/Centerville (36) *Tie
 1A-Dallas Gateway Prep. (40)

2009

5A-Dallas Skyline (67)
 4A-Mansfield Timberview (86)
 3A-TeXarkana Liberty-Eylau/Waco Connally (52) *Tie
 2A-Wallis Brazos (50)
 1A-Rochelle (38)

2008

5A-Dallas Skyline (50)
 4A-Lancaster (84)
 3A-Canyon (72)
 2A-Universal City Randolph (58)
 1A-Rochelle (42)

2007

5A-DeSoto (56)
 4A-Lancaster (96)
 3A-Dallas Madison (56)
 2A-Universal City Randolph (66)
 1A-Lindsay (57)

2006

5A-Alief Taylor (62)
 4A-Lancaster (88)
 3A-Dallas Madison (56)
 2A-Universal City Randolph (45)
 1A-Hubbard (82)

2005

5A-Dallas Skyline (72)



Houston Westbury - 2010 Conference 4A Girls Track & Field Team Champions



- 4A-Lancaster (98)
- 3A-Canyon (61)
- 2A-Alto (66)
- 1A-Hamlin (68)

2004

- 5A-Dallas Skyline (77)
- 4A-Lancaster (87)
- 3A-Kennedale (48)
- 2A-Crane (53)
- 1A-Granger (50)

2003

- 5A-Alief Elsik (88)
- 4A-Lancaster (62)
- 3A-Celina (45)
- 2A-Alto (64)
- 1A-Shamrock (52)

2002

- 5A-Dallas Skyline (66)
- 4A-Lancaster (78)
- 3A-Dallas Hutchins (50)
- 2A-Cisco (70)
- 1A-Shamrock (52)

2001

- 5A-Houston Lamar (48)
- 4A-Lancaster (63)
- 3A-Everman (50)
- 2A-Cisco (56)
- 1A-Karnack (62)

2000

- 5A-Houston Westbury (64)
- 4A-Austin Reagan (57)
- 3A-Luling (62)
- 2A-Spearman (55)
- 1A-Karnack (46)

1999

- 5A-Houston Westbury (56)
- 4A-Houston Forest Brook (52)
- 3A-Linden-Kildare (60)
- 2A-San Augustine (74)
- 1A-Munday (50)

1998

- 5A-Houston Westbury (74)
- 4A-Friendswood Clear Brook (58)
- 3A-Linden-Kildare (50)
- 2A-Woodsboro (65)
- 1A-Karnack (75)

1997

- 5A-Houston Westbury (56)
- 4A-Dallas Lincoln (50)
- 3A-Dallas Madison (74)
- 2A-Canadian (40)
- 1A-Rocksprings (74)



Houston Sterling - 1985 Conference 5A Girls Track & Field Team Champions

1996

- 5A-Dallas Skyline (52)
- 4A-New Braunfels (57)
- 3A-Groesbeck (58)
- 2A-Alto (66)
- 1A-Rocksprings (62)

1995

- 5A-Dallas Carter (84)
- 4A-Rosenberg Lamar Consolidated (56)
- 3A-Waco La Vega (64)
- 2A-Celina (60)
- 1A-Burkeville (46)

1994

- 5A-Dallas Skyline (64)
- 4A-Port Arthur Lincoln (54)
- 3A-Manor (44)
- 2A-Celina (60)
- 1A-Cross Plains (52)

1993

- 5A-Dallas Carter (53)
- 4A-Houston Forest Brook (48)
- 3A-Fairfield (48)
- 2A-Schulenburg (54)
- 1A-Moulton (58)

1992

- 5A-Galveston Ball (62)
- 4A-Dallas Madison (58)
- 3A-Farfield (42)
- 2A-Refugio (72)
- 1A-Flatonia (44)

1991

- 5A-Fort Worth Dunbar (50)
- 4A-Jasper (48)
- 3A-Columbus (62)

- 2A-Albany (64)
- 1A-Detroit/Munday (44) *Tie

1990

- 5A-Houston Sterling (84)
- 4A-Del Valle (48)
- 3A-Daingerfield (45)
- 2A-Weimar (58)
- 1A-Munday (92)

1989

- 5A-Houston Sterling (90)
- 4A-Corsicana (64)
- 3A-Bonham (66)
- 2A-Refugio (50)
- 1A-Munday (94)

1988

- 5A-Dallas Carter (76)
- 4A-Pampa (68)
- 3A-Yoakum (47)
- 2A-Refugio (76)
- 1A-Munday (84)

1987

- 5A-Fort Worth Trimble Tech (44)
- 4A-Brenham (72)
- 3A-Elgin (42)
- 2A-Refugio (98)
- 1A-Karnack (74)

1986

- 5A-Houston Sterling (104)
- 4A-Pampa (78)
- 3A-Refugio (66)
- 2A-Hamlin (46)
- 1A-Cayuga (56)



GIRLS TRACK AND FIELD

STATE CHAMPIONS - RECORDBOOK

1985

- 5A-Houston Sterling (74)
- 4A-Fort Worth Poly (60)
- 3A-Refugio (58)
- 2A-Hamlin (64)
- 1A-Cayuga (48)

1984

- 5A-Alief Elsik/Dallas Carter (38) *Tie
- 4A-Sweetwater (42)
- 3A-Altair Rice/Diboll (58) *Tie
- 2A-Frisco (76)
- 1A-Falls City (60)

1983

- 5A-Houston Smiley (63.5)
- 4A-Fort Worth Poly (81)
- 3A-Gilmer (52)
- 2A-Frisco (80)
- 1A-Paris Carlisle (48)

1982

- 5A-Houston Smiley (42)
- 4A-Gregory-Portland/Paris (40) *Tie
- 3A-Slaton (52)
- 2A-Frisco (88)
- 1A-Falls City (52)

1981

- 5A-Dallas Skyline (44)
- 4A-Gregory-Portland (40)
- 3A-Goliad (42)
- 2A-Frisco (72)
- 1A-Mount Enterprise (58)

1980

- 4A-Bryan (62)
- 3A-Brenham (51)
- 2A-Clyde (80)
- 1A-Hamlin (54)
- B-Miami (64)

1979

- 4A-Fort Worth Trimble Tech (66)
- 3A-Brenham (78)
- 2A-Powderly North Lamar (60)
- 1A-Sunray (48)
- B-Miami (52)

1978

- 4A-Fort Worth Trimble Tech (59)
- 3A-Canyon (75)
- 2A-Bellville (48)
- 1A-Bovina (47)
- B-Rising Star (61)

1977

- 4A-Fort Worth Trimble Tech (59)
- 3A-Canyon (75)
- 2A-Marble Falls (58)
- 1A-Paducah (48)
- B-Meridian (54)

1976

- 4A-Fort Worth Trimble Tech (48)
- 3A-Canyon (47)
- 2A-Bellville (54)
- 1A-Paducah (53)
- B-Meadow (54)

1975

- 4A-Conroe (50)
- 3A-Waco Midway (56)
- 2A-Olton (62)
- 1A-Pflugerville (67)
- B-Garden City (62)

1974

- 2A-Conroe (44)
- 1A-Waco Robinson (42)
- B-Utopia (68)

1973

- 1A-Conroe (44)
- B-El Dorado (56)

1972

- 1A-West Columbia (60)
- B-Gruver (56)

TEAM RECORDS MOST TITLES

Overall

- 1. Lancaster (2001-08,12-14,19,21) 13
- 2. Dallas Skyline (1981,94,96,2002,04-05,08-10) 9
- DeSoto (2007,11-13,16-19,21) 9
- 4. Canyon (1976-78,2005,08,19,22-23) 8
- Refugio (1985-89,92,2018,23) 8
- 6. Dallas Carter (1984,88,93,95,17-18) 6
- Universal City-Randolph (2006-08,12,22-23) 6
- 8. Fort Worth Trimble Tech (1976-79,87) 5
- Houston Westbury (1997-2000,10) 5
- 10. Six teams tied 4

6A

- 1. Dallas Skyline (1981,94,96,2002,04-05,08-10) 9
- DeSoto (2007,11-13,16-19,21) 9
- 3. Fort Worth Trimble Tech (1976-79,87) 5
- Houston Westbury (1997-2000,10) 5
- 5. Conroe (1973-75) 3
- 6. Alief Elsik (1984,2003) 2
- Converse Judson (2014-15) 2
- 8. 11 teams tied 1

5A

- 1. Lancaster (2001-08,12-14,19,21) 13
- 2. Frisco (1981-84) 4
- Houston Sterling (1985-86,89-90) 4
- 4. Brenham (1979-80,87) 3
- 5. Fort Bend Marshall (2021-22) 2
- Fort Worth Poly (1983,85) 2
- Gregory-Portland (1981-82) 2
- McKinney North (2016-17) 2
- 9. 14 teams tied 1

4A

- 1. Canyon (1976-78,2005,08,19,22-23) 8
- 2. Dallas Carter (1984,88,93,95,17-18) 6
- 3. Celina (1994-95,2003) 3
- Texarkana Liberty-Eylau (2009-11) 3
- 5. Bellville (1976,78) 2
- Fairfield (1992-93) 2
- Kennedale (2004,21) 2
- Pampa (1986,88) 2
- Waco Connally (2009,12) 2
- 10. 13 teams tied 1

3A

- 1. Universal City-Randolph (2006-08,12,22-23) 6
- 2. Dallas Madison (1992,97,2006-07) 4
- 3. Uplift Hampton Prep. (2014-15,17) 3
- 4. Altair Rice (1984,2010) 2
- Cameron Yoe (2011,21) 2
- Cisco (2001-02) 2
- Dallas Gateway (2010,13) 2
- Leonard (2015,18) 2
- Tatum (2012-13) 2
- 10. 19 teams tied 1

2A

- 1. Refugio (1985-89,92,2018,23) 8
- 2. Alto (1996,2003,05) 3
- 3. Burton (2015-16) 2
- Cayuga (1985-86) 2



Kami Norton - Albany

- Cross Plains (1994,2014) 2
- Falls City (1982,84) 2
- Linden-Kildare (1998-99) 2
- Panhandle (2021,23) 2
- Snook (2011-12) 2
- Sunray (1979,19) 2



DeSoto - 2019 Conference 6A Girls Track & Field Team Champions

1A		
1.	Hamlin (1980-85-86,2005)	4
	Munday (1988-89,91,99)	4
3.	Ackerly Sands (2021-22)	2
	Blum (2017-18)	2
	Miami (1979-80)	2
	Paducah (1976-77)	2
	Rochelle (2008-09)	2
	Rocksprings (1996-97)	2
	Shamrock (2002-03)	2
10.	10 teams tied	1

MOST INDIVIDUAL GOLD MEDALS

Overall		
1.	Ychlidria Spears, Luling (1999-02)	14
2.	Stephanie Duke, Utopia (1991-94)	12
	Natalie Simmons, Leonard (2015-18)	12
4.	Mary Bolden, Hamlin (1980-83)	10
	Nanceen Perry, Fairfield (1992-95)	10
	Alexa Valenzuela, Refugio (2016-19)	10
7.	Jasmine Moore, Mans. Lake Ridge (2016-19)	9
	Mindy Myers, Munday (1988-90)	9
	Kami Norton, Albany (2011-14)	9
	Kelcie Simmons, Leonard (2015-19)	9

MOST TEAM MEDALS

Overall		
1.	Lancaster (13-G, 3-S, 8-B)	24
2.	DeSoto (9-G, 3-S, 2-B)	14
	Canyon (8-G, 4-S, 2-B)	14
	Refugio (8-G, 3-S, 3-B)	14
5.	Dallas Skyline (9-G, 2-S, 1-B)	12
	Hamlin (4-G, 5-S, 3-B)	12
7.	Dallas Carter (6-G, 5-S)	11
8.	Houston Westbury (5-G, 2-S, 3-B)	10
9.	Houston Sterling (4-G, 2-S, 3-B)	9
10.	Three teams tied	8

6A		
1.	DeSoto (9-G, 3-S, 2-B)	14
2.	Dallas Skyline (9-G, 2-S, 1B)	12
3.	Houston Westbury (5-G, 2-S, 3-B)	10
4.	Alief Elsik (2-G, 2-S, 2-B)	6
	Fort Worth Trimble Tech (5-G, 1-S)	6
6.	Cypress Springs (2-S, 2-B)	4
	Houston Lamar (1-G, 2-S, 1-B)	4
	Waco Midway (1-G, 3-B)	4
9.	Five teams tied	3

5A		
1.	Lancaster (13-G, 3-S, 8-B)	24
2.	Houston Sterling (4-G, 2-S, 3-B)	9
3.	Brenham (3-G, 4-S)	7
4.	Mansfield Timberview (1-G, 1-S, 4-B)	6
5.	Frisco (4-G, 1-B)	5
6.	Austin Northeast (1-G, 3-S)	4
	Fort Bend Marshall (1-G, 2-S, 1-B)	4
8.	10 teams tied	3

4A		
1.	Canyon (8-G, 4-S, 2-B)	14
2.	Dallas Carter (6-G, 5-S)	11
3.	Celina (3-G, 1-S, 3-B)	7
4.	Kennedale (2-G, 2-S, 2-B)	6
	Texarkana Liberty-Eylau (3-G, 2-S, 1-B)	6
6.	Bellville (2-G, 2-S)	4
	Columbia West Columbia (1-G, 2-S, 1-B)	4
	Dallas Lincoln (1-G, 2-S, 1-B)	4
	Robinson (1-G, 3-S)	4
10.	Eight teams tied	3

3A		
1.	Dallas Madison (4-G, 4-S)	8
	Universal City-Randolph (6-G, 2-B)	8
3.	Cameron Yoe (2-G, 1-S, 2-B)	5
	Fairfield (2-G, 2-S, 1-B)	5
5.	Altair Rice (2-G, 1-S, 1-B)	4

	Cisco (2-G, 2-S)	4
	Daingerfield (1-G, 3-S)	4
	Goliad (1-G, 1-S, 2-B)	4
	Luling (1-G, 1-S, 2-B)	4
	Uplift Hampton Prep. (2-G, 2-B)	4
2A		
1.	Refugio (8-G, 3-S, 3-B)	14
2.	Lindsay (1-G, 4-S, 2-B)	7
3.	Kerens (4-S, 2-B)	6
4.	Panhandle (2-G, 2-S, 1-B)	5
	Rosebud-Lott (1-G, 1-S, 3-B)	5
6.	Seven teams tied	4
1A		
1.	Hamlin (4-G, 5-S, 3-B)	12
2.	Munday (4-G, 1-S, 3-B)	8
3.	Cross Plains (2-G, 2-S, 1-B)	5
4.	Calvert (2-S, 2-B)	4
	Miami (2-G, 2-B)	4
	Paducah (2-G, 1-S, 1-B)	4
	Rocksprings (2-G, 2-S)	4
8.	Blum (2-G, 1-S)	3
	Garden City (1-G, 1-S, 1-B)	3
10.	16 teams tied	2

MOST TEAM POINTS SCORED

Overall		
1.	DeSoto, 2019	121
2.	Houston Sterling, 1986	104
3.	McKinney North, 2017	98
	Lancaster, 2005	98
	Refugio, 1987	98
6.	Lancaster, 2007	96
7.	Universal City-Randolph, 2023	94
	Munday, 1989	94
9.	Munday, 1990	92
10.	Houston Sterling, 1989	90

6A		
1.	DeSoto, 2019	121
2.	Houston Sterling, 1986	104
3.	Houston Sterling, 1989	90
4.	Alief Elsik, 2003	88
5.	Dallas Carter, 1995	84
	Houston Sterling, 1990	84
7.	DeSoto, 2016	79
8.	Dallas Skyline, 2004	77
9.	Dallas Carter, 1988	76
10.	Two teams tied	74

5A		
1.	McKinney North, 2017	98
	Lancaster, 2005	98
3.	Lancaster, 2007	96
4.	Mansfield Lake Ridge, 2018	88
	Lancaster, 2006	88
6.	Lancaster, 2004	87
7.	Mansfield Timberview, 2009	86
8.	Lancaster, 2008	84
9.	Fort Worth Poly, 1983	81
10.	Five teams tied	78



GIRLS TRACK AND FIELD

RECORDBOOK

4A

1.	Canyon, 2019	86
2.	Kennedale, 2021	84
3.	Canyon, 2023	80
4.	Canyon, 1977	75
5.	Dallas Madison, 1997	74
6.	Texarkana Liberty-Eylau, 2019	72
	Dallas Carter, 2017	72
	Canyon, 2008	72
9.	Canyon, 2022	70
	Canyon, 2021	70

3A

1.	Refugio, 1987	98
2.	Universal City-Randolph, 2023	94
3.	Leonard, 2018	89
4.	Frisco, 1982	88
5.	Universal City-Randolph, 2022	86
6.	Leonard, 2015	83
7.	Frisco, 1983	80
	Clyde, 1980	80
9.	Three teams tied	76

2A

1.	Munday, 1989	94
2.	Munday, 1990	92
3.	Munday, 1988	84
4.	Hubbard, 2006	82
5.	Karnack, 1998	75
6.	Panhandle, 2021	74
	Rocksprings, 1997	74
	Karnack, 1987	74
9.	Munday, 1987	69
10.	Hamlin, 2005	68

1A

1.	Happy, 2019	59
2.	Blum, 2017	52.5
3.	Lingleville, 2019	52

4.	Blum, 2018	49
5.	Ackerly Sands, 2021	48
6.	Roby, 2023	47
7.	Rocksprings, 2018	46
	Burton, 2015	46
	Cross Plains, 2015	46
10	Wildorado, 2021	45

LARGEST WINNING MARGIN

Overall

1.	DeSoto, 2019	73
2.	Munday, 1990	60
3.	Munday, 1989	50
4.	Lancaster, 2005	48
	Houston Sterling, 1990	48
6.	Dallas Carter, 1988	46
	Refugio, 1987	46
	Houston Sterling, 1986	46
9.	Mansfield Timberview, 2009	45
10.	Two teams tied	42

6A

1.	DeSoto, 2019	73
2.	Houston Sterling, 1990	48
3.	Dallas Carter, 1988	46
	Houston Sterling, 1986	46
5.	DeSoto, 2013	35
	Dallas Skyline, 2009	35
7.	Dallas Carter, 1995	32
8.	DeSoto, 2018	27
	Dallas Skyline, 2004	27
10.	Three teams tied	26

5A

1.	Lancaster, 2005	48
2.	Mansfield Timberview, 2009	45
3.	Lancaster, 2007	42
4.	Lancaster, 2004	41

5.	Brenham, 1979	40
6.	Fort Worth Poly, 1983	37
7.	McKinney North, 2016	28
	Lancaster, 2006	28
	Corsicana, 1989	28
10.	Three teams tied	26

4A

1.	Canyon, 2023	32
2.	Uplift Hampton Prep., 2015	31
3.	Bonham, 1989	30
	Refugio, 1986	30
5.	Canyon, 1977	29
6.	Canyon, 2022	27
7.	Dallas Carter, 2017	24
	Dallas Madison, 1997	24
9.	Canyon, 2005	21
10.	Three teams tied	20

3A

1.	Refugio, 1987	46
2.	Leonard, 2015	41
3.	Hamlin, 1985	38
4.	Refugio, 1992	35
5.	Frisco, 1983	34
6.	San Augustine, 1999	28
	Alto, 1996	28
	Clyde, 1980	28
9.	Universal City-Randolph, 2022	27
10.	Five teams tied	24

2A

1.	Munday, 1990	60
2.	Munday, 1989	50
3.	Hubbard, 2006	42
4.	Karnack, 1998	35
5.	Panhandle, 2021	28
	Munday, 1988	28
	Falls City, 1984	28
8.	Garden City, 1975	26
9.	Rocksprings, 1995	25
10.	Cross Plains, 1994	24

1A

1.	Blum, 2017	8.5
2.	Burton, 2016	8
3.	Roby, 2023	7
	Happy, 2019	7
5.	Ackerly Sands, 2022	4
6.	Ackerly Sands, 2021	3
	Blum, 2018	3



Blum - 2017 Conference 1A Girls Track & Field Team Champions



Legend

* - Metric hand-timed converted to Fully Automatic Time

- Yards converted to Hand-Timed Metric Equivalent

& - Wind-aided (2.0 meters/sec)

State record in *Italics* for the following events: 100-meter dash, 200-meter dash, 110/100-meter hurdles, Long Jump, Triple Jump (Wind-aided times/distances not eligible for state record)

3,200-METER RUN

6A

- Natalie Cook, Lew. Flower Mound, 2022 9:48.25
- Brynn Brown, Denton Guyer, 2021 9:58.77
- Sophie Atkinson, Katy Cinco Ranch, 2021 10:09.21
- Brynn Brown, Denton Guyer, 2019 10:09.91
- Sandie Raines, Humble Kingwood, 2013 10:13.81
- Julia Heymach, Houston Lamar, 2015 10:14.62
- Devin Clark, Comal Smithson Valley, 2015 10:18.69
- San Juanita Leal, Edinburg North, 2023 10:19.19
- Devin Clark, Comal Smithson Valley, 2014 10:20.31
- Madi McLellan, Con. The Woodlands, 2014 10:20.41

5A

- London Culbreath, McKinney North, 2017 10:13.68
- Natalie Rathjen, Highland Park, 2014 10:23.92
- Isabel De Frankenberg, Cedar Park, 2021 10:26.49
- Jessica Prickett, Burleson, 2013 10:26.91
- Isabel De Frankenberg, Cedar Park, 2022 10:34.13
- Allie Love, Colleyville Heritage, 2021 10:34.98
- Cali Roper, Willis, 2012 10:35.19
- Abby Gray, SA Alamo Heights, 2016 10:36.45
- Natalie Rathjen, Dal. Highland Park, 2012 10:37.08
- Betzy Jimenez, Hereford, 2006 10:37.34



Kristie Krueger - Argyle

4A

- Hannah Stuart, Canyon, 2023 10:30.12
- Kristie Krueger, Argyle, 2007 10:41.83
- Abi Bass, Melissa, 2022 10:43.89
- Catherine Loden, White Oak, 2006 10:47.63
- Breanna Stuart, Canyon, 2021 10:47.93
- Hannah Stuart, Canyon, 2022 10:51.71
- Kelsie Warren, College Station, 2013 10:53.55
- Abi Bass, Melissa, 2021 10:54.03
- Emily Garcia, Alvarado, 2017 10:55.22
- Christina Hernandez, Hudson, 2017 10:55.87

3A

- Jody Dunston, Blooming Grove, 1983 *10:50.80
- Hannah Spears, Holliday, 2021 10:57.56
- Katherine Duncan, Roscoe, 1997 10:59.68
- Leigh Berger, Weimar, 2006 11:01.37
- Hannah Spears, Holliday, 2022 11:03.72
- Johann Villarreal, Blanco, 2017 11:08.59
- Emily Koenig, Little River Acad., 2010 11:12.50
- Chanda Westbrook, Eustace, 2017 11:12.71
- Ann Marie Dunlap, Crawford, 2014 11:14.26
- Addison Hite, Pilot Point, 2023 11:14.49

2A

- Shellon McCallie, May, 1983 *11:07.30
- Magan Moore, Archer City, 2003 11:11.00
- Shanna Hale, Lenorah Grady, 1986 *11:12.50
- Laurie Byrd, Round Top-Carmine, 2010 11:19.08
- Landra Stewardson, Detroit, 2002 11:25.28
- Cindy Harper, Woodson, 1986 *11:26.00
- Tracie Ackerhielm, SS North Hopkins, 2000 11:26.88
- Cassidy Bilsing, Normangee, 2022 11:27.20
- Cindy Harper, Woodson, 1985 *11:28.00
- Cindy Harper, Woodson, 1983 *11:29.94

1A

- Tatum Goodman, Earth-Springleake, 2023 10:56.53
- Jorja Bessonett, Cumby Miller Grove, 2019 11:19.92
- Kamie Halfmann, Garden City, 2014 11:28.10
- Kaitlin Bell, O'Donnell, 2016 11:28.22
- Sienna Collins, Saittilo, 2017 11:33.35
- Emma Kleman, Nazareth, 2021 11:33.83
- Sienna Collins, Saittilo, 2016 11:37.01
- Izabelle Smith, Spur, 2016 11:37.19
- Kaitlin Bell, O'Donnell, 2014 11:37.39
- Cassiday Barfield, Gordon, 2016 11:40.99

4x100-METER RELAY

6A

- DeSoto, 2019 (JaEra Griffin, Jayla Hollis, Taylor Armstrong, Rosaline Effiong) 44.24
- Dallas Skyline, 2004 (Tara Thomas, Krystin Lacy, Chanelle Curry, Jazmin Greer) 44.60
- Katy Seven Lakes, 2021 (Sydney Kim, Ibiso David-West, Alyssa Tate, Haley Tate) 44.89

- Alief Elsik, 2003 (Gloria Asumnu, Chantelle Willard, Francheska Ketchum, Jamee Jones) 44.90
- Mesquite Horn, 2017 (Taylor Blackshire, Le-Taija Jackson, Lyric Choice, Kaylor Harris) 44.94
- San Antonio Reagan, 2021 (Madeline McElroy, Taylen Wise, Alyssa Quinones Mixon, Jasmine Montgomery) 45.00
- Cypress Springs, 2017 (Rachel Hall, Ariele Adams, Essance Sample, Tiffany Mack) 45.07
- Klein Forest, 2023 (Avia Jones, C'Nai Childress, Nia Hampton, Kyaliah Davis) 45.11
- Dallas Skyline, 2005 (Tara Thomas, Krystin Lacy, Chanelle Curry, Jazmin Greer) 45.11
- DeSoto, 2016 (Shavonne Jackson, Kira White, Zaria Whittaker, Alexis Duncan) 45.13

5A

- McKinney North, 2017 (Jania Martin, Elon'a Jones, Brooke Givens, Julia Madubuike) 45.09
- Fort Worth Dunbar, 2008 (Crystalyne Clark, Ashley Collier, Stephanie Keeton, Victoria Jordan) 45.17
- Mansfield Lake Ridge, 2017 (Jasmine Moore, Ariel Ford, Valencia Bullock, Kelly Rowe) 45.55
- McKinney North, 2016 (Jania Martin, Elon'a Jones, Brooke Givens, Julia Madubuike) 45.64
- Houston Westbury, 2010 (Normaria Lane, Kristian Austin, Tiara Cross, Christy Udoh) 45.75
- Arlington Seguin, 2016 (Lateria Gooding, Tanea Marshall, Ja'Maya Gill, Aubrey Ridgeway) 45.77
- Lancaster, 2012 (Tajje Jordan, Tayler Sanders, Ke'Andrea Wilson, Eboni Coby) 45.85
- Lancaster, 2019 (TaShondra Govan, Aysia Ward, Comesia White-Calhoun, Kiara Smith) 45.89
- Lancaster, 2004 (Sharday Lane, Brittany Scott, Tashana Langston, Jonisha Boleware) 45.92
- Mansfield Timberview, 2022 (Princess Miller, Adriane Nwonumah, Norah Nwonumah, Lola Mabon) 45.97

4A

- Dallas Carter, 2017 (Jayla Smith, Sha'Carri Richardson, Deziree Porter, Zhalyne Richards) 45.96
- Dallas Carter, 2016 (Kynna Gamble, Deziree Porter, Sha'Carri Richardson, Zhalyne Richards) 46.23
- Kennedale, 2013 (Toni O'Neal, Hailey Patterson, De'Andrea Powell, Chianne Lowe) 46.38
- Uplift Hampton Prep., 2015 (Jaelyn Pettit, Daja Gordon, Camri Austin, Diana Granados) 46.54
- Dallas Carter, 2018 (Jaila Whitaker, Sha'Carri Richardson, Kiara Brown, Jakaylon Sabbath) 46.57
- Everman, 2001 (Brittany Kenney, Simiko Hayward, Shannon Wilburn, Licretia Sibley) 46.69
- Royal, 2023 (Adrianna Prophet, Diamond Barrett, Airriona Jackson, Erica Grant) 46.72
- Frisco Lone Star, 2013 (B'Ria Wagner, Juanita Mainoo, Whitney Apari, Chassity Love) 46.85
- Dallas Madison, 2006 (Jasmine Jones, Sharqualla White, Latodria Hartford, Jasmin Mullings) 46.90
- Kennedale, 2021 (Dekhota Siphon, Skylar Lewis,



GIRLS TRACK AND FIELD

RECORDBOOK

Alexus Jenkins, Brianna Brand) 46.94

3A

1. Uplift Hampton Prep., 2017 (Danyel Newsome, Diana Granados, Camri Austin, Daja Gordon) 45.84
2. UC-Randolph, 2022 (Cai Rogers, Briana St. Louis, Jourdann Cathro, Taylor Nunez) 47.01
3. Rosebud-Lott, 2014 (Roxanne Lucas, Teandria Taylor, Keauna Whitfield, Keandria Taylor) 47.18
4. UC-Randolph, 2023 (Jaela Smith, Cai Rogers, Jourdann Cathro, Taylor Nunez) 47.27
5. Uplift Hampton Prep., 2014 (Camri Austin, Daja Gordon, Jaelyn Pettit, Diana Granados) 47.39
6. Tatum, 2012 (Alexis Bell, Taprica Lewis, Kenija Collier, Kiana Turner) 47.54
7. Jefferson, 2014 (Tyquasheia Smith, Taishia Holt, Tyler Roberson, Destiny Carr) 47.59
8. Leonard, 2018 (Bridget Watson, Kelcie Simmons, Claudia Ware, Natalie Simmons) 47.61
9. Altair Rice, 2017 (Caitlyn Ambeau, Larissa Manciaz, Maia Allen, Shanice Nichols) 47.71
10. Diana New Diana, 2017 (Lauren James, A'Najia Harris, Auniau Parks, Shantayl Talley) 47.77

2A

1. Rosebud-Lott, 2015 (Roxanne Lucas, Teandria Taylor, Keauna Whitfield, Keandria Taylor) 47.89
Dallas Gateway, 2013 (Mykailah Goodwin, Jessica Samuel, Alisha Pearce, Breanna Dockery) 47.89
3. Refugio, 2023 (Riley Haug, Jazmyn Howard, Carlie McClain, Payton Oliver) 48.16
4. Panhandle, 2021 (Skylar Maurer, Macklynn Land, Mason Jones, Sydney Adee) 48.42
5. Shiner, 2017 (Kassidy Bishop, Charisma Thomas, Bailey Machacek, Rashel Bonds) 48.48
6. Italy, 2015 (April Lusk, Janae Roberson, Tkeyah Pace, Kortnei Johnson) 48.54
Snook, 2011 (Miya Hoskins, Brandalyn Williams, Tia Evans, Shakera Barnes) 48.54
8. Mariin, 2021 (Aleighseyah Washington, Taliya Davis, Kendra Hayes, Aniya Williams) 48.56
9. Hubbard, 2006 (Vicki Johnson, Tiffany Hawkins, Amber Johnson, Myra Sellers) 48.59
10. Shiner, 2018 (Sabrina Blaschke, Kyondra Miller, Bailey Machacek, Rashel Bonds) 48.73

1A

1. Burton, 2016 (Monica Patterson, Danielle Briscoe, Larissa Pleasant, Abby Phoenix) 49.97
2. Burton, 2015 (Monica Patterson, Danielle Briscoe, Lareesa Pleasant, Kyeanna Kincade) 50.08
3. Happy, 2019 (Kenli Johnson, Rylee Johnson, Emily Berry, Abigail Drake) 50.42
4. Coolidge, 2016 (Taysia Kirven, Adrianna Jones, Salma Ortiz, Tionna Kirven) 50.49
5. Cross Plains, Lindsey Sparks, Abbigale Shepard, Addison Long, Katie Goains) 50.63
6. Lamesa Klondike, 2023 (Grace Stevens, M'Kyn-

- leigh Barron, Izabella Arismendez, Bella Stevens) 50.66
7. Happy, 2017 (Kenna Bryan, Abigail Drake, Kylee Johnson, Mikala Weavers) 50.72
8. Lingleville, 2019 (Samantha Rodriguez, Nicole Koke, Selina Alvarado, Ilse Deboer) 50.76
9. Hart, 2022 (Paizlie Reyna-Mata, Mia Minjarez, Elycia Gonzales, Toree Jo Evans) 50.78
10. Munday, 2016 (Skylar Gomez, Karla Taylor, Charity Hunter, Kayla Taylor) 50.80



Taytum Goodman - Earth-Springlake

800-METER RUN

6A

1. Aaliyah Miller, McKinney North, 2016 2:06.71
2. Aaliyah Miller, McKinney Boyd, 2014 2:07.07
3. Samantha Humphries, Lew Flower Mound, 2022 2:07.68
4. Julia Heymach, Houston Lamar, 2017 2:07.86
5. Erin Bedell, Plano West, 2005 2:08.16
6. Mindy Sullivan, Lubbock Coronado, 2001 2:08.38
7. Megan Rourke, Austin Lake Travis, 2017 2:08.48
Kelly Cordell, Houston Memorial, 2001 2:08.48
9. Sasha Crawford, Keller, 2023 2:08.55
10. Two athletes tied 2:08.64

5A

1. Kailey Littlefield, Lucas Lovejoy, 2022 2:06.21
2. Isabel De Frankenberg, Cedar Park, 2022 2:06.59
3. Bailey Goggans, Marble Falls, 2019 2:07.39
4. Kailey Littlefield, Lucas Lovejoy, 2023 2:07.70
5. Kailey Littlefield, Lucas Lovejoy, 2021 2:08.04
6. Isabel De Frankenberg, Cedar Park, 2021 2:09.21
7. Kaitlin Rodriguez, Canyon, 2014 2:09.27
8. Meschelle Gills, Manvel, 2012 2:09.82
9. Arin Rice, Canyon, 2012 2:09.90
10. Bailey Goggans, Marble Falls, 2018 2:10.10

4A

1. Simone Brickley, Dallas Madison, 2009 2:09.81
2. Abree Winfrey, Canyon, 2021 2:10.97
3. Adele Clarke, Celina, 2021 2:11.47
4. Amy Goodwin, Bellville, 1987 *2:11.74
5. Amy Goodwin, Bellville, 1985 *2:12.84
6. Anna Casey, Llano, 2018 2:12.90
7. Amy Goodwin, Bellville, 1988 *2:13.14
Amy Goodwin, Bellville, 1986 *2:13.14
9. Sandra Brown, Cotulla, 1977 *2:14.04
10. Rea Huddleston, Clyde, 1980 *2:14.14

3A

1. Desi Hudson, Albany, 1996 2:13.06
2. Valery Tobias, Edinburg College Prep., 2017 2:13.08
3. Loren Hodges, Paradise, 2006 2:13.17
4. Olivia Zint, Pottsboro, 2017 2:13.64
5. Desi Hudson, Albany, 1994 *2:13.94
6. Jenna Brazeal, Little River Academy, 2017 2:14.37
7. Jessi Bennett, Leonard, 2017 2:14.54
8. Shannan Hunt, Shallowater, 1994 *2:14.64
9. Erin Williams, Rogers, 2015 2:14.68
10. Two athletes tied 2:14.74

2A

1. Vicki Kocian, Moulton, 1993 *2:14.74
2. Cassidy Todd, Rocksprings, 1995 2:15.13
3. Jaylen Rodgers, Hamlin, 2011 2:15.21
4. Kayla Warren, Sundown, 2005 2:15.24
5. Kelsey Hermes, Lindsay, 2011 2:15.67
6. Lindsey Putman, Ropesville Ropes, 2007 2:15.79
7. Graci Brown, Nocona, 2023 2:15.84
8. Megan Caillier, Lindsay, 2012 2:15.92
9. Katherine Duncan, Roscoe, 1999 2:15.93
10. Maria Ramirez, Mason, 2017 2:16.38

1A

1. Taytum Goodman, Earth-Springlake, 2023 2:16.29
2. Taytum Goodman, Earth-Springlake, 2022 2:17.26
3. Taytum Goodman, Earth-Springlake, 2021 2:17.45
4. Sienna Collins, Saltillo, 2017 2:19.75
5. Makayla Bowman, Aquilla, 2022 2:20.08
6. Camille Harris, Rocksprings, 2018 2:20.32
7. Tiffany Williams, Calvert, 2014 2:20.43
8. Kaytlin Waldron, Rocksprings, 2016 2:20.61
9. Shelby McWilliams, Cross Plains, 2016 2:20.67
10. Cheyenne Shed, Dime Box, 2016 2:20.68

100-METER HURDLES

6A

1. Jalaysi'ya Smith, DeSoto, 2021 &12.93
2. Alexis Duncan, DeSoto, 2016 13.22
Destiny Smith, Dickinson, 2021 &13.22
4. Alandra Sherman, Houston Eisenhower, 2003 13.25
Alexis Duncan, DeSoto, 2015 &13.25
6. Jaiya Covington, Houston Eisenhower, 2021 13.28



- Morgan Taylor, Humble Summer Creek, 2021 13.29
- Simone Ballard, Katy Mayde Creek, 2022 &13.33
- Kaylor Harris, Mesquite Horn, 2017 13.38
- Two athletes tied 13.39

5A

- Tonea Marshall, Arlington Seguin, 2016 13.30
- Ranysha Leblanc, Port Arthur Lincoln, 2000 13.51
- Donique Flemings, Saginaw, 2008 &13.52
- Tonea Marshall, Arlington Seguin, 2015 13.55
- Tairah Johnson, Fort Bend Marshall, 2022 &13.62
- Leeandrea Robinson, Dallas Kimball, 2004 &13.66
- Kaylah Braxton, Frisco Heritage, 2023 13.67
- Tenaya Jones, Lancaster, 2006 &13.70
- Tenaya Jones, Lancaster, 2007 13.75
- Tairah Johnson, Fort Bend Marshall, 2021 13.77

4A

- Leah Anderson, Midlothian Heritage, 2022 &13.96
- Kalani Lawson, Fort Worth Dunbar, 2023 13.98
- Ally Henson, Houston Yates, 2018 &14.00
- Chimika Carter, Groesbeck, 1996 14.04
- Antonisha Stewart, Carr. Ranchview, 2013 &14.05
- Kristin Wallace, Abilene Wylie, 2002 &14.05
- Abigail Sheppard, Cuero, 2013 &14.09
- Candace Carroll, Robinson, 2000 14.11
- Kahra Bruton, Midland Greenwood, 1999 14.12
- Jasmine Frazier, Carr. Ranchview, 2014 &14.12

3A


- Makenzie Hale, Huntington, 2021 13.66
- Lauren Bedrich, Rogers, 2013 13.84
- Yierra Flemings, Cameron Yoe, 2023 &13.92
- Fallon Carter, Olney, 1999 14.06
- Jordan Ward, Alvord, 2012 &14.06
- Fallon Carter, Olney, 2000 14.16
- Abby Elmore, Gunter, 2023 &14.18
- Camri Austin, Uplift Hampton Prep., 2017 &14.18
- Yierra Flemings, Cameron Yoe, 2021 14.19
- Kylah Smith, Waxahachie Life, 2015 14.21

2A

- Amber Elkins, Gordon, 2009 14.19
- Kami Norton, Albany, 2014 &14.19
- Angel Williams, Clarendon, 2004 14.27
- Kami Norton, Albany, 2013 14.33
- Kami Norton, Albany, 2012 &14.39
- Camille Messer, Milano, 2017 14.44
- Ella Strickland, Junction, 2022 &14.48
- Dawna West, Lamesa Klondike, 1983 *14.54
- Amber Elkins, Gordon, 2010 14.58
- Lainey Jernigan, Goldthwaite, 2023 14.62

1A

- Melonia Bolden, Avinger, 1980 &*14.44
- Makenna Byrd, Wildorado, 2021 &15.26
- Alli Scott, Moran, 2023 15.42
- Paige Elliott, Rocksprings, 2021 &15.42



Sha'Carri Richardson - Dallas Carter

- Beth Richburg, Roscoe Highland, 2014 &15.64
- Makenna Byrd, Wildorado, 2023 15.66
- Alexandra Hensley, Menard, 2018 15.67
- Abbigail Sorrells, Blackwell, 2016 15.69
- Jacy Sparks, Aspermont, 2016 15.70
- Alli Scott, Moran, 2022 15.73

100-METER DASH

6A

- Jasmine Montgomery, SA Reagan, 2021 &11.09
- Marshevet Hooker, SA Southwest, 2002 11.28
- Kynneddy Flannel, Alvin, 2018 11.35
- Tiriah Kelley, Plano East, 2022 11.40
- Erica Alexander, Friends. Clear Brook, 2008 &11.40
- Taylor Bennett, Klein Collins, 2015 &11.41
- LaKeidra Stewart, Mansf. Timberview, 2008 &11.42
- Kynneddy Flannel, Alvin, 2017 11.43
- Krystin Lacy, Dallas Skyline, 2003 11.44
- Saniya Friendly, Schertz Clemens, 2021 &11.44

5A

- Victoria Jordan, Fort Worth Dunbar, 2008 11.16
- Tiffany Townsend, Killeen, 2007 11.21
- Kenondra Davis, FW Trimble Tech, 2021 &11.27
- Jessica Gregory, Richmond Foster, 2006 &11.34
- Dominique Duncan, Houston Wheatley, 2008 11.37
- Victoria Jordan, Fort Worth Dunbar, 2006 &11.40
- Cleo Tyson, Huntsville, 2003 &11.40
- Kenondra Davis, FW Trimble Tech, 2018 &11.43
- LaToya Phelps, Greenville, 2002 &11.44
- Aniyah Bigam, Carrollton Smith, 2022 &11.46

4A

- Sha'Carri Richardson, Dallas Carter, 2018 &11.12
- Sha'Carri Richardson, Dallas Carter, 2017 11.28
- Victoria Cameron, Stephenville, 2023 11.35
- Daja Gordon, Uplift Hampton Prep, 2015 &11.42
- Victoria Cameron, Stephenville, 2021 &11.48
- Nanceen Perry, Fairfield, 1994 *11.54
- Antonette Lee, Navasota, 2003 &11.55
- Lisa Wilson, Dallas Hutchins, 2002 &11.56
- Three athletes tied 11.57

3A

- Sierra Pruitt, Edna, 2015 &11.42
- Taylor Nunez, UC-Randolph, 2023 &11.44
- Kelcie Simmons, Leonard, 2018 &11.46
- Daja Gordon, Uplift Hampton Prep., 2017 &11.52
- Kelcie Simmons, Leonard, 2017 &11.53
- Taylor Nunez, UC-Randolph, 2022 11.59
- Tiffany Green, Hamlin, 2000 11.62
- Tiffany Green, Hamlin, 1999 11.64
- Caira Pettway, Sunnyvale, 2015 &11.66
- Kelcie Simmons, Arp, 2018 &11.74

2A

- Kortnei Johnson, Italy, 2015 &11.26
- Kortnei Johnson, Italy, 2014 11.51
- Kortnei Johnson, Italy, 2013 &11.52
- Victoria Byrd, Joaquin, 2022 11.69
- LaKeisha Roberston, SA Lackland, 1997 11.90
- Tiwana Cary, Detroit, 1990 *11.94
- Jasmine Sillemont, Crowell, 2012 11.97
- Payton Oliver, Refugio, 2023 &11.99
- Victoria Byrd, Joaquin, 2021 12.02
- Ca'Pumika Galbert, Mart, 2017 12.02

1A

- Anna Hudson, Miami, 2022 12.24
- Luvly Williams, Shamrock, 2017 12.25
- Anna Hudson, Miami, 2021 &12.31
- Keyunce Price, Burkeville, 2018 &12.39
- LaKeydra Mosley, Calvert, 2013 &12.39
- Reese Chambers, May, 2021 &12.43
- Sydney Ritter, Groom, 2018 &12.47
- LaKeydra Mosley, Calvert, 2014 &12.50
- Kiley Cummings, Blackwell, 2021 &12.51
- Alexia Thompson, Calvert, 2017 12.56

4x200-METER RELAY

6A

- Alief Elsik, 2003 (Natalie Richie, Francheska Ketchum, Jamee Jones, Chantelle Willard) 1:34.51
- DeSoto, 2017 (Bryannia Murphy, Cierra Wash, Taylor Armstrong, Jada Laye) 1:34.87
- Duncanville, 2018 (Dy'Mond Wiley, Arius Williams, Tynecia Singletary, Alexis Cokes) 1:35.05
- Alvin Shadow Creek, 2022 (Amaya Kennison-Jenkins,



Courtney Okolo - Carrollton Newman Smith

- Mackenzie Collins, Sydney Bryant, Nia Parks) 1:35.14
- Klein Forest, 2023 (Nia Hampton, C'Nai Childress, Avia Jones, Kyaliah Davis) 1:35.37
 - Cypress Springs, 2017 (Tiffany Mack, Ariele Adams, Rachel Hall, Essance Sample) 1:35.53
 - Fort Bend Hightower, 2018 (Sydney Dillard, Taylor Finley, Destini Lombard, Jyria Smith) 1:35.78
 - Galena Park North Shore, 2004 (Krystal Hill, Desarie Walwyn, Rachel Foster, Tiffany Sloan) 1:35.79
 - Alief Taylor, 2006 (Teih LeBan, Sunda McPherson, Tara Prier, Elizabeth Adeoti) 1:35.83
 - Arlington Bowie, 2022 (Janet Nkwoparah, Camryn Vasher, Tyler Brown, Bailey Johnston) 1:35.89

5A

- McKinney North, 2017 (Brooke Givens, Elon'a Jones, Danielle Nicholson, Julia Madubuike) 1:36.15
- Fort Worth Dunbar, 2008 (Victoria Jordan, Crystalayne Clark, Ashley Collier, Shantel Miles) 1:36.17
- Arlington Seguin, 2016 (Aubrey Ridgeway, Ja'Maya Gill, Tonea Marshall, Lateria Gooding) 1:36.53
- Lancaster, 2012 (A'Driana Berkhalter, Tayler Sanders, Ke'Andrea Wilson, Eboni Coby) 1:36.53
- Lancaster, 2004 (Brittany Scott, Keshima Starks, Jonisha Boleware, Sharday Lane) 1:36.68
- Lancaster, 2006 (Ashley Starks, Teegan Hill, Jonisha Boleware, Tenaya Jones) 1:36.77
- Lancaster, 2005 (Brittany Scott, Keshima Starks, Jonisha Boleware, Sharday Lane) 1:36.87
- Mansfield Lake Ridge, 2018 (Jasmine Moore, Nyana Wriath, Ariel Ford, Kelly Rowe) 1:37.11
- Lancaster, 2007 (Jerwaun Craddock, Teegan Hill, Ashley Starks, Tenelle Evans) 1:37.18
- Lancaster, 2017 (Kiara Brown, Jayla Hollis, Kyla Glenn, Aysia Ward) 1:37.22

4A

- Texarkana Liberty-Eylau, 2019 (Chelsea Simmons, Danielle Thomas, Lamiah George, Skylier Bailey) 1:38.59
- Royal, 2023 (Adrianna Prophet, Diamond Barrett, Airionna Jackson, Erica Grant) 1:38.73
- Kennedale, 2021 (Dekhota Sipho, Alaya Clayborn, Skylar Lewis, Brianna Brand) 1:38.91
- Texarkana Liberty-Eylau, 2011 (Imani Wright, Nikah Hatcher, Jana Williams, Shanetria Thomas) 1:39.00
- Atlanta, 2018 (Chelsea Simmons, Keyona Easter, Alyssa Simmons, Sheveonia Smith) 1:39.16
- Waco La Vega, 2013 (Brianna Sanders, De'Aijha Hicks-Boyce, Kobi Gill, Chelsi Gill) 1:39.21
- Dallas Madison, 2007 (Jasmine Jones, Sharquala White, Latodria Hartford, Jasmin Mullings) 1:39.31
- Big Spring, 2011 (Bridgette Truitt, Desiree Anderson, April Turner, Dyrshae Vanderbilt) 1:39.35
- Dallas Hutchins, 2001 (LaSheka Nelson, Lisa Wilson, A'Tiqua Moore, Rykiel Jones) 1:39.49
- Giddings, 2018 (Anaiah Mitchell, Paige Havel, Jayla Aldridge, Keshana Page) 1:39.80

3A

- Leonard, 2017 (Bridget Watson, Natalie Simmons, Jessi Bennett, Kelcie Simmons) 1:39.06
- Rosebud-Lott, 2014 (Roxanne Lucas, Teandria Taylor, Keauna Whitfield, Keandria Taylor) 1:40.08
- Leonard, 2016 (Bridget Watson, Katie Gauntt, Jessi Bennett, Kelcie Simmons) 1:40.72
- San Augustine, 1999 (Shameka Robinson, Cicely Martin, LaTasha Barnes, TaQuana Holman) 1:41.18
- Jefferson, 2013 (Alexis Jones, Tyler Roberson, Taishia Holt, Destiny Carr) 1:41.24
- Hamlin, 1982 (Rita Williams, Pam Willis, Charlotte Hopper, Mary Bolden) *1:41.34
- UC-Randolph, 2012 (Natasha Atkins, Brandi Washington, Courtney Perry, Jasmine Waring) 1:41.42
- Fairfield, 2023 (Madox Mitchael, Shadasia Brackens, Avery Thaler, NaKayla Conner) 1:41.54
- Goliad, 2017 (Reagan Berger, Maria Morris, Ashley Sulak, Amaya Brown) 1:41.54
- Kerens, 1998 (Qutisha Hall, Rosalind Holmes, Tonya Johnson, Teresa Dunn) 1:41.54

2A

- Dallas Gateway, 2013 (Mykailah Goodwin, Jessica Samuel, Alisha Pearce, Breanna Dockery) 1:41.99
- Rosebud-Lott, 2015 (Roxanne Lucas, Teandria Taylor, Keauna Whitfield, Keandria Taylor) 1:42.00
- Haskell, 2022 (Lanayah Green, Emma Roewe, Brittany Andrews, Savanna Camacho) 1:42.58
- Snook, 2012 (Miya Hoskins, Brandalyn Williams, Chastity Howard, Shakera Barnes) 1:42.80
- Stamford, 2023 (Emma Folis, Laine Lefevre, Jameson Bell, Deavine Hoadley) 1:42.93
- Hubbard, 2006 (Vicki Johnson, Amber Johnson,

- Tiffany Hawkins, Myra Sellers) 1:43.06
- Dallas Gateway, 2012 (Jazmine Robinson, Allishia Peace, Jessica Samuel, Breanna Dockery) 1:43.11
- Snook, 2011 (Miya Hoskins, Brandalyn Williams, Tia Evans, Shakera Barnes) 1:43.28
- Panhandle, 2023 (Makennah Austin, Sydney Adee, Grace Sims, Leah Land) 1:43.43
- Como-Pickton, 1979 (Lexie Simms, Annette Johnson, Katherine Wright, Janet Cagle) *1:43.44

1A

- Lingleville, 2019 (Samantha Rodriguez, Selina Alvarado, Nicole Koke, Ilse Deboer) 1:46.23
- Burton, 2015 (Monica Patterson, Danielle Briscoe, Lareesa Pleasant, Kyeanna Kincade) 1:46.66
- Ackerly Sands, 2022 (Lili Porras, Elysa Martinez, Hayley Connell, Landry Morrow) 1:47.16
- Turkey Valley, 2022 (Anna Ferrel, Trinity Schlueter, Jackie Ferrel, Charlie Pointer) 1:47.55
- Hart, 2022 (Paizlie Teyna-Mata, Mia Minjarez, Elycia Gonzales, Torre Jo Evans) 1:47.69
- Burton, 2016 (Monica Patterson, Danielle Briscoe, Larissa Pleasant, Abby Phoenix) 1:47.72
- Ira, 2016 (Lindsey Womack, Lexie Hanshaw, Savannah Juarez, Sierra Welch) 1:47.76
- Blum, 2018 (Mattie Rosenboom, Harley Scott, Emma Rodriguez, Gentrye Munden) 1:47.77
- Lamesa Klondike, 2023 (Grace Stevens, M'Kynleigh Barron, Izabella Arismendez, Bella Stevens) 1:47.88
- Nazareth, 2023 (Clementine Myrick, Tatum Peterson, Maddie Brockman, Caroline Myrick) 1:47.89

400-METER DASH

6A

- Lauren Lewis, Prosper, 2023 51.45
- Brandi Cross, Fort Bend Marshall, 2005 52.46
- Lauren Lewis, Prosper, 2022 52.54
- Kennedy Wade, LC Clear Falls, 2021 52.72
- Diamond Dixon, Houston Westside, 2010 52.92
- Haley Tate, Katy Seven Lakes, 2021 52.97
- Brandi Cross, Fort Bend Marshall, 2006 53.00
- Haley Tate, Katy Seven Lakes, 2022 53.03
- Erica Alexander, LC Clear Creek, 2007 53.29
- Katie Baker, Houston Westside, 2004 53.48

5A

- Courtney Okolo, Carrollton Smith, 2012 52.40
- Jerrika Chapple, Lancaster, 2000 52.65
- Jerrika Chapple, Lancaster, 2003 52.77
- Johnsie Liles, Austin Johnson, 2003 53.01
- Michaela Mouton, Killeen, 2023 53.21
- Bailey Lear, Frisco Heritage, 2018 53.34
- Jerrika Chapple, Lancaster, 2002 53.35
- Christine Mallard, Mansfield Legacy, 2022 53.63
- Ashlee Mitchell, Lockhart, 2002 53.66
- Whitney Williams, Frisco, 2016 53.68



4A

1. Licretia Sibley, Everman, 2001	53.65
2. Tontyana Sanders, Waco Connally, 2014	54.21
3. Virginia Kerley, Taylor, 2017	54.38
4. Ella Smith, Groesbeck, 1980	*54.54
5. Jasmine Esiere, Stafford, 2001	54.70
6. Takyera Roberson, Houston Wheatley, 2015	54.97
7. Deziree Porter, Dallas Carter, 2017	54.99
8. Marlee Serrano, Sinton, 2017	55.50
9. Shuronda Roy, Palacios, 1989	*55.64
10. Mona Henkes, Hamilton, 1975	##55.64

3A

1. Yierra Flemings, Cameron Yoe, 2023	54.51
2. Essie Kelley, Spur, 1974	##54.84
3. Yierra Flemings, Cameron Yoe, 2021	54.98
4. Payton Baker, Gunter, 2012	55.12
5. Makki Hart, Shallowater, 2023	55.13
6. Yierra Flemings, Cameron Yoe, 2022	55.29
7. Essie Kelley, Spur, 1975	##55.34
8. Heather Murrell, Spearman, 1987	*55.54
9. Lakeythra Florence, Arp, 1983	*55.64
10. Faith Roberson, Wall, 2015	55.72

2A

1. Tarviant Campbell, Detroit, 1993	*53.84
2. Macklynn Land, Panhandle, 2022	54.21
3. Ca'Purnika Galbert, Mart, 2017	55.43
4. Macklynn Land, Panhandle, 2021	56.01
5. Shakera Barnes, Snook, 2011	56.06
6. Anna Gonzalez, Quinlan Boles, 1999	56.19
7. Angel Williams, Clarendon, 2003	56.27
8. Jill Williams, Anton, 1992	*56.34
9. Elisa Martinez, Marathon, 1977	##56.34
10. Mary Dickerson, Groveton, 2008	56.40

1A

1. Tiffany Williams, Calvert, 2014	57.17
2. Dianna Kirven, Coolidge, 2015	57.62
3. Rylee Johnson, Happy, 2019	58.50
4. Tiffany Williams, Calvert, 2013	58.51
5. Alliyah Harrison, Veribest, 2023	58.69
6. Rylee Johnson, Happy, 2018	58.74
7. Dianna Kirven, Coolidge, 2013	58.77
8. Emily Berry, Happy, 2022	58.90
9. Dianna Kirven, Coolidge, 2014	58.94
10. Shania Schacher, Nazareth, 2015	58.95

300-METER LOW HURDLES

6A

1. Milan Young, Houston Lamar, 2017	40.97
2. Chava Demart, Cypress Creek, 1998	41.01
3. Sidney Green, Allen, 2023	41.08
4. Lauren Blackburn, Dallas Sunset, 2010	41.08
5. Simone Ballard, Katy Mayde Creek, 2022	41.11
6. Alaysh'A Johnson, Spring, 2013	41.24

7. Alandra Sherman, Hou. Eisenhower, 2003	41.24
8. Kayla Meyers, Klein Forest, 2022	41.51
9. Ariel Jones, Humble Atascocita, 2013	41.56
10. Shelby West, Round Rock, 2017	41.66

5A

1. Sami Gonzalez, Carr. Creekview, 2015	40.81
2. Donique Flemings, Saginaw, 2008	40.96
3. Ranysha LeBlanc, Port Arthur Lincoln, 1999	41.20
4. Ranysha LeBlanc, Port Arthur Lincoln, 2000	41.29
5. Mariam Amadu, Humble Kingwood Park, 2011	41.63
6. Melissa Gonzalez, Carr. Creekview, 2012	41.65
7. Mariam Amadu, Humble Kingwood Park, 2009	41.65
8. Kiana Hawn, Fomey, 2012	41.72
9. Melissa Gonzalez, Carr. Creekview, 2011	41.79
10. Samantha Gonzalez, Carr. Creekview, 2014	41.83

4A

1. Chimika Carter, Groesbeck, 1996	42.69
2. Whitney Willbanks, Boyd, 1998	42.76
3. Abigail Sheppard, Cuero, 2013	42.99
4. Natalie Baker, La Vernia, 2011	43.02
5. Falyn Lott, Frisco Panther Creek, 2023	43.08
6. Chimika Carter, Groesbeck, 1995	43.23
7. Meagn Smith, Gilmer, 2016	43.37
8. Chimika Carter, Groesbeck, 1994	*43.44
9. Abigail Sheppard, Cuero, 2012	43.48
10. Two athletes tied	43.54

3A

1. Faith Roberson, Wall, 2017	41.45
2. Lauren Bedrich, Rogers, 2013	41.86
3. Tiffany Talbert, Comfort, 1998	42.48

4. Jordan Ward, Alvord, 2012	42.67
5. Kyla Hill, Goliad, 2023	42.75
6. Kyla Hill, Goliad, 2021	42.95
7. Lauren Bedrich, Rogers, 2012	43.07
8. Reagan Johnson, Karnes City, 2021	43.59
9. Mara Hering, McGregor, 2021	43.64
10. Two athletes tied	43.73

2A

1. Reagan Johnson, Falls City, 2022	43.70
2. Kami Norton, Albany, 2013	43.71
3. Brandi Richey, Cross Plains, 2000	43.80
4. Kami Norton, Albany, 2014	43.81
5. Lainey Jernigan, Goldthwaite, 2023	44.12
6. Kami Norton, Albany, 2012	44.40
7. Samantha Brashears, Cushing, 2015	44.43
8. Samantha Brashears, Cushing, 2014	44.62
9. Felicia Wills, Refugio, 2015	44.63
10. Kami Norton, Albany, 2011	44.68

1A

1. Camdyn Childs, Barks. Nueces Canyon, 2022	46.08
2. Alli Scott, Moran, 2022	46.31
3. Sydnie Bond, Cherokee, 2022	46.36
4. Makenna Byrd, Wildorado, 2021	46.39
5. Jacy Sparks, Aspermont, 2016	46.93
6. Hope Thomas, Blum, 2016	46.93
7. Maddie Francis, Silverton, 2023	46.96
8. Rachel Kallus, Abbott, 2018	47.02
9. Landry Morrow, Ackerly Sands, 2021	47.08
10. Rachel Kallus, Abbott, 2019	47.12

200-METER DASH

6A

1. Jasmine Montgomery, SA Reagan, 2021	&22.94
2. Kynneddy Flannel, Alvin, 2018	&22.95
3. LaShon Nedd, Dallas Skyline, 1981	*23.04
4. Tiriah Kelley, Prosper, 2022	23.06
5. Kiana Horton, Converse Judson, 2015	&23.10
6. Camryn Dickson, Friend. Clear Brook, 2022	23.20
7. Marshevet Hooker, SA Southwest, 2002	&23.25
8. Camryn Dickson, Friend. Clear Brook, 2021	&23.28
9. Kynneddy Flannel, Alvin, 2017	23.34
10. Taylor Houston, Fort Bend Elkins, 2011	23.35

5A

1. Tiffany Townsend, Killeen, 2007	22.84
2. Kenondra Davis, FW Trimble Tech, 2021	23.11
3. Aniya Bigham, Carrollton Smith, 2022	&23.26
4. Cleo Tyson, Huntsville, 2003	&23.39
5. Keondra Davis, FW Trimble Tech, 2018	&23.40
6. Cleo Tyson, Huntsville, 2004	23.41
7. Victoria Jordan, Fort Worth Dunbar, 2006	&23.45
8. Christine Mallard, Mans. Legacy, 2022	&23.50
9. Dominique Duncan, Hou. Wheatley, 2008	23.52
10. Ashley Collier, Fort Worth Dunbar, 2008	23.58



Julia Heymach - Houston Lamar



GIRLS TRACK AND FIELD

RECORDBOOK

4A

1. Sha'Carri Richardson, Dallas Carter, 2018 &23.02
2. Akeyla Mitchell, CC West Oso, 2014 &23.31
3. Akeyla Mitchell, CC West Oso, 2013 &23.34
4. Raegan Padgett, Hardin-Jefferson, 2016 23.41
5. Sha'Carri Richardson, Dallas Carter, 2017 23.48
6. Nanceen Perry, Fairfield, 1995 23.49
7. Raegan Padgett, Hardin-Jefferson, 2015 &23.50
8. Nanceen Perry, Fairfield, 1993 *23.54
9. Virginia Kerley, Taylor, 2015 &23.54
10. Sha'Carri Richardson, Dallas Carter, 2016 23.61

3A

1. Taylor Nunez, UC-Randolph, 2023 &23.42
2. Cynthia Titus, Hamlin, 1986 *23.44
3. Tiffany Green, Hamlin, 2000 23.78
4. Daja Gordon, Uplift Hampton Prep., 2017 &23.80
5. Tiffany Green, Hamlin, 1999 23.92
6. Natalie Simmons, Leonard, 2018 24.00
7. Mary Bolden, Hamlin, 1981 *24.04
8. Taylor Nunez, UC-Randolph, 2022 &24.06
9. Mary Bolden, Hamlin, 1983 *24.14
10. Three athletes tied 24.24

2A

1. Kortnei Johnson, Italy, 2015 &23.39
2. Macklynn Land, Panhandle, 2022 &23.75
3. Kortnei Johnson, Italy, 2013 23.94
4. Kortnei Johnson, Italy, 2014 24.15
5. Susan Bean, Miami, 1981 *24.34
6. Tarviant Campbell, Detroit, 1993 *24.44
7. Susan Bean, Miami, 1980 *24.54
8. LaKeisha Robertson, SA Lackland, 1997 24.59
9. Breanna Dockery, Dallas Gateway, 2013 24.62
10. Two athletes tied 24.64

1A

1. Kenzie Jordan, Water Valley, 2018 &25.27
2. Anna Hudson, Miami, 2021 &25.37
3. Anna Hudson, Miami, 2022 25.48
4. Kenzie Jordan, Water Valley, 2019 25.50
5. Keyunce Price, Burkeville, 2017 25.78
6. Keyunce Price, Burkeville, 2018 &25.79
7. Kenzie Jordan, Water Valley, 2016 25.84
8. Sydney Ritter, Groom, 2019 25.89
9. Three athletes tied 25.90

1,600-METER RUN

6A

1. Natalie Cook, Lew. Flower Mound, 2022 4:40.29
2. Julia Heymach, Houston Lamar, 2015 4:40.97
3. Brynn Brown, Denton Guyer, 2021 4:41.29
4. Devin Clark, Comal Smithson Valley, 2015 4:42.70
5. Sophie Atkinson, Katy Cinco Ranch, 2021 4:42.84
6. Erin Bedell, Plano West, 2005 4:43.58
7. Cindy Tolle, Plano, 1983 *4:43.94
8. Julia Heymach, Houston Lamar, 2016 4:44.00
9. Nichole Jones, Spring Westfield, 2006 4:44.77
10. Madie Boreman, Leander Rouse, 2016 4:46.55

5A

1. Isabel De Frankenberg, Cedar Park, 2022 4:45.95
2. Elizabeth Leachman, Boerne Champion, 2023 4:47.28
3. Madie Boreman, Leander Rouse, 2013 4:48.16
4. Anastacia Gonzales, Boerne Champion, 2021 4:49.11
5. London Culbreath, McKinney North, 2018 4:50.26
6. Cameron McConnell, Canyon Randall, 2022 4:51.26
7. Kaitlin Rodriguez, Canyon, 2014 4:54.06
8. Betzy Jimenez, Hereford, 2006 4:54.16
9. Abby Gray, SA Alamo Heights, 2016 4:54.66
10. London Culbreath, McKinney North, 2017 4:55.06

4A

1. Kelsey Johnson, Iowa Park, 2008 4:53.75
2. Hannah Stuart, Canyon, 2023 4:54.28
3. Kristie Krueger, Argyle, 2008 4:54.36
4. Abi Bass, Melissa, 2022 4:57.22
5. Kristie Krueger, Argyle, 2007 4:57.43
6. Adele Clarke, Celina, 2021 4:58.42
7. Hannah Stuart, Canyon, 2022 4:59.47
8. Lauren Simpson, Canyon, 2006 5:00.06
9. Amy Goodwin, Bellville, 1988 *5:00.14
10. Susie Kemper, Liberty Hill, 2011 5:01.34

3A

1. Hannah Spears, Holliday, 2022 5:03.23
2. Loren Hodges, Paradise, 2006 5:04.02
3. Hannah Spears, Holliday, 2021 5:04.87
4. Celelia Robinson, Leonard, 1980 *5:07.44
5. Sophia Bendet, UC-Randolph, 2023 5:07.56
6. Macy Schulte, Comanche, 2012 5:07.75
7. Elizabeth Silva, La Villa, 1993 *5:08.14
8. Tania Ramirez, Boyd, 2022 5:08.24
9. Ann Marie Dunlap, Crawford, 2014 5:08.35
10. Kamy Cole, Brock, 2010 5:08.89

2A

1. Kelsey Hermes, Lindsay, 2011 5:04.75
2. Tracie Ackerhielm, SS North Hopkins, 2000 5:06.81
3. Hope Fullwood, Roscoe Highland, 1979 *5:06.84
4. Darla Graham, Iraan, 1983 *5:07.44
5. Magan Moore, Archer City, 2003 5:10.77
6. Cindy Harper, Woodson, 1986 *5:13.34
7. Lindsey Putman, Ropesville Ropes, 2007 5:13.92
8. Laurie Byrd, Round Top-Carmine, 2010 5:13.96
9. Kyla Kane, Wellington, 2021 5:14.56
10. Chelsea Hermes, Lindsay, 2007 5:14.71

1A

1. Taytum Goodman, Earth-Springle, 2023 5:04.92
2. Taytum Goodman, Earth-Springle, 2021 5:06.78
3. Sienna Collins, Saltillo, 2017 5:15.40
4. Camille Harris, Barks. Nueces Canyon, 2017 5:16.10
5. Izabelle Smith, Spur, 2016 5:16.79
6. Kaitlin Bell, O'Donnell, 2016 5:17.55
7. Taytum Goodman, Earth-Springle, 2022 5:20.31
8. Gracen Key, Wellman-Union, 2019 5:21.55
9. Kamie Halfmann, Garden City, 2014 5:21.98
10. Kaitlin Bell, O'Donnell, 2015 5:22.08

4x400-METER RELAY

6A

1. DeSoto, 2017 (Jalese Moore, Rosaline Effiong, Cierra Wash, Bryannia Murphy) 3:37.85
2. Fort Bend Marshall, 2005 (Cyne Wardsworth, Candyce Cross, Carmen Mitchell, Brandi Cross) 3:38.52
3. DeSoto, 2018 (Jalese Moore, Cierra Wash, Zariah Jones, Bryannia Murphy) 3:38.59



Natalie Cook - Lewisville Flower Mound



4. Duncanville, 2018 (Dy'Mond Wiley, Payge Side, Tynecia Singletary, Arius Williams) 3:39.00
5. Duncanville, 2017 (Dy'Mond Wylie, Payge Side, Diona Warren, Arius Williams) 3:40.15
6. Mansfield Timberview, 2012 (Jazmine Warden, Briana Adams, Kaithyn Williams, Kristyn Williams) 3:40.51
7. Houston Westside, 2004 (Shalane Walker, Vanessa Kienast, Janet Jones, Katie Baker) 3:40.53
8. Alvin Shadow Creek, 2023 (Mackenzie Collins, Madyson Thurmond, Tiffany Magubi, Nia Parks) 3:40.75
9. DeSoto, 2011 (Maegan Cowan, Kierra Hamilton, Chrishuna Williams, Tia' Gamble) 3:41.41
10. Alvin Shadow Creek, 2022 (Mackenzie Collins, Arnaya Kennison-Jenkins, Madyson Thurmond, Nia Parks) 3:41.69

5A

1. Lancaster, 2008 (Jerneshia Mergerson, Tiara Miller, Danielle Hill, Teegan Hill) 3:40.41
2. Lancaster, 2005 (Keshima Starks, Teshania Langston, Sha'Ray Butler, Tiara Sims) 3:42.77
3. Lancaster, 2015 (Jania Garrett, Tylantiss Atlas, Leearia Horn, Taylor Rockwell) 3:43.54
4. Frisco Heritage, 2018 (Jaidyn McCallon, Peyton Jones, Jaidah McCallon, Bailey Lear) 3:43.72
5. Lancaster, 2003 (Keshima Starks, Teshania Langston, Brittney Scott, Jerrika Chapple) 3:44.15
6. Houston Westbury, 2010 (Tiara Cross, Normaria Lane, Kathy Lenore, Christy Udoh) 3:44.53
7. McKinney North, 2018 (Brooke Givens, Elon'a Jones, Danielle Nicholson, Jania Martin) 3:44.89
8. McKinney North, 2016 (Ashlyn Knox, Elon's Jones, LaSean Davis, Jania Martin) 3:45.05
9. Lancaster, 2000 (Chasity Summerville, Cammorah Washington, Candace Davis, Jerrika Chapple) 3:45.40



Shelbi Vaughan - Mansfield Legacy

10. Rich. George Ranch, 2016 (Jazmyne Tifford-Rutherford, Chidube Ogbonna, Kandice Miles, Lisa Egege) 3:45.56

4A

1. Waco La Vega, 2013 (Brianna Sanders, De'Aijha Hicks-Boyce, Kobi Gill, Chelsi Gill) 3:49.75
2. Tex. Liberty-Eylau, 2017 (Lauren George, Lamiah George, Frechaundra Waller, Helensia Green) 3:50.01
3. Waco La Vega, 2007 (LaCandice Sanders, O'Koye Hobbs, Amber White, Ashley White) 3:50.02
4. Houston Sterling, 1979 (Loretta Roper, Karen Young, Sheila LaBome, Easter Gabriel) *3:51.74
5. Post, 1989 (Sara Alexander, Crystal Clay, Kim Wulfjen, Dana Morris) *3:52.04
6. Canyon, 2023 (Addyson Bristow, Tahlia Solis, Brooklyn Kinsey, Abree Winfrey) 3:52.06
7. Dallas Carter, 2017 (Legend Harris, Deziree Porter, Feja Hodges, Zhalynd Richards) 3:52.06
8. Kennedale, 2004 (Abefi Asare, Camari Hoskins, Courtney Lee, Jordan Durham) 3:52.22
9. Lubbock Estacado, 2013 (De'Anna Brannon, Anastasia Mayes, Lateefia High, Sahari Freeman) 3:52.27
10. Canyon, 2007 (Caitlin Gilmore, Whitney Grimes, Katie Grimes, Lauren Simpson) 3:52.37

3A

1. Leonard, 2017 (Jessi Bennett, Kelcie Simmons, Katherine Thern, Natalie Simmons) 3:51.05
2. Wall, 2017 (Jayden Fiebiger, Hope Van De Walle, Sawyer Lloyd, Faith Roberson) 3:52.25
3. Longview Spring Hill, 1978 (Bobbie Ballard, Linda Clark, Belinda Edward, Karen Jackson) #*3:53.84
4. Shallowater, 2023 (Maci Moravcik, Mia St. Clair, Maggie Grimes, Makki Hart) 3:53.89
5. Marlin, 2011 (Tayla Taylor, Raven Harbert, Tyneshae Lewis, Brarysheya Simpson) 3:54.00
6. Cisco, 2002 (Alissa Winnett, Jessica Stovall, Staci Bennefield, JimAnne Baker) 3:54.26
7. Gunter, 2023 (Norah Layman, Makena Fady, Elle Whitteker, Ava Cantrell) 3:54.71
8. Leonard, 2018 (Jessi Bennett, Kelcie Simmons, Remi Long, Natalie Simmons) 3:54.97
9. Frisco, 1984 (Alice Thompson, Brenda Jones, Geri Clark, Cynthia Jones) *3:55.14
10. Shallowater, 2022 (Maci Moravcik, Mia St. Clair, Maggie Grimes, Makki Hart) 3:55.59

2A

1. Panhandle, 2022 (Avery Sides, Sydney Adee, Leah Land, Macklynn Land) 3:55.79
2. Panhandle, 2021 (Skylar Maurer, Emmery Sides, Sydney Adee, Macklynn Land) 3:56.09
3. Era, 2017 (Briana Knabe, Katie Kolb, Raegan Dietz, Kylie Howard) 3:56.94
4. Mason, 2023 (Kamryn Loeffler, Brooklyn Gleg-horn, Emma McCrea, Eliza Cope) 3:58.74
5. Gladewater Union Grove, 2017 (Kyra Winn, Hanna Chambliss, Summer Grubbs, Cheyenne Grubbs) 4:00.06

6. Shelbyville, 2015 (Keanna Osby, Adaisia Cartwright, JaKyra Ross, Cleosha Jeter) 4:00.30
7. Haskell, 2022 (Asia Billington, Brittany Andrews, Emma Roewe, Savanna Camacho) 4:00.37
8. Chilton, 2017 (Hanah Coker, Chasity Salinas, Alivia Waters, Arianna Gaines) 4:00.45
9. Munday, 1990 (Angie Offutt, Alicia Cook, April Offutt, Mindy Myers) 4:00.54
10. Munday, 1989 (Angie Offutt, Alicia Cook, April Offutt, Mindy Myers) 4:00.84

1A

1. Happy, 2019 (Bailee Baggerman, Emily Berry, Kenli Johnson, Rylee Johnson) 4:03.67
2. Blum, 2018 (Harley Scott, Madison Rowland, Emma Rodriguez, Gentrye Munden) 4:08.30
3. Happy, 2018 (Abigail Drake, Kenli Johnson, Daisy Berry, Rylee Johnson) 4:09.20
4. Nazareth, 2023 (Tatum Peterson, Chloe Birkenfeld, Maddie Brockman, Caroline Myrick) 4:09.47
5. Lingleville, 2019 (Nicole Koke, Selina Alvarado, Anna Koke, Ilse Deboer) 4:09.72
6. Blum, 2017 (Harley Scott, Emma Rodriguez, Gentrye Munden, Hope Thomas) 4:10.09
7. Blum, 2019 (Harley Scott, Madison Rowland, Monica Jimenez, Emma Rodriguez) 4:10.87
8. Acxkerly Sands, 2022 (Elysa Martinez, Lili Porras, Hayley Connell, Landry Morrow) 4:11.05
9. Garden City, 2018 (Allison Halfmann, Lyndee Walker, Ixchel Sotelo, Kenzie Schaefer) 4:11.87
10. Bronte, 2016 (Karen Davis, Brittany Bedford, Jordayn Berryhill, Jerica Davis) 4:11.87

DISCUS

6A

1. Shelbi Vaughan, Mansfield Legacy, 2012 187-10
2. Emma Sralla, Lewisville Marcus, 2023 184-0
3. Emma Sralla, Lewisville Marcus, 2022 174-3
4. Amelia Flynt, Katy Cinco Ranch, 2021 173-7
5. Chrystal Herpin, Pearland Dawson, 2021 166-11
6. Emma Sralla, Lewisville Marcus, 2021 163-10
7. Skylar Bohlman, Lewisville Hebron, 2022 162-7
8. Shelbi Vaughan, Mansfield Legacy, 2011 161-0
9. Cion Hicks, Killeen Shoemaker, 2012 160-10
10. Cion Hicks, Killeen Shoemaker, 2013 160-6

5A

1. Madeleine Fey, Midlothian, 2023 175-8
2. D'Andra Carter, Red Oak, 2005 163-6
3. Chamaya Turner, Comal Canyon, 2011 162-8
4. Madeleine Fey, Midlothian, 2022 160-3
5. Chamaya Turner, Comal Canyon, 2012 160-2
6. Maria Matos, Klein Oak, 2005 158-3
7. Michelle Carter, Red Oak, 2003 157-11
8. Michelle Carter, Red Oak, 2002 157-3
9. D'Andra Carter, Red Oak, 2004 156-5



GIRLS TRACK AND FIELD

RECORDBOOK

10. Tara Lemmons, Sweetwater, 1988 156-3

4A

1. Carlie Weiser, Giddings, 2022 157-4
2. Carlie Weiser, Giddings, 2023 155-10
3. Johvonne Hernandez, Port Isabel, 2001 155-5
4. Charlissa Foster, Cameron Yoe, 2007 154-9
5. Karen Honea, Ingram Moore, 2000 153-9
6. Carlie Weiser, Giddings, 2021 153-6
7. Precious Thibodeaux, Van Vleck, 1996 151-4
8. Johvonne Hernandez, Port Isabel, 2000 150-10
9. Stacia Newton, Kennedale, 2009 150-5
10. Two athletes tied 149-10

3A

1. Zada Swoopes, Whitewright, 2017 164-0
2. Precious Thibodeaux, Van Vleck, 1997 154-9
3. Paige Newby, Colorado City, 2007 154-5
4. Taylor Wiseman, Childress, 2023 150-5
5. Crystal Averitt, Boyd, 2001 150-3
6. Paige Newby, Colorado City, 2006 149-1
7. Stormy Harrison, Cisco, 2007 148-2
8. Olivia Hildebrand, Whitesboro, 2023 145-11
9. Crystal Kubena, East Bernard, 1993 145-8
10. Amanda Baker, Crane, 2006 144-5

2A

1. Ranessa Crawford, Evant, 1993 152-0
2. Vickilee Cobern, Paint Rock, 1978 150-10
3. Vickilee Cobern, Paint Rock, 1977 146-10
4. Haley Teel, Gregory-Portland, 2014 144-10
- Terri Argubright, Agua Dulce, 1985 144-10
6. Culley Jo Dawson, Water Valley, 2003 144-5
7. Terri Argubright, Agua Dulce, 1986 144-1
8. Kandra Lakey, Roby, 2003 142-0
9. Stacey Miller, Grandfalls-Royalty, 1999 141-6
10. DeAnn Washington, Milano, 2006 139-7

1A

1. Zoe Burleson, Rocksprings, 2019 156-10
2. Zoe Burleson, Rocksprings, 2018 150-4
3. Keegan Coble, Jonesboro, 2019 145-9
4. Bella Mahone, Strawn, 2021 145-8
5. Zoe Burleson, Barks. Nueces Canyon, 2017 139-2
6. Xiomara Rodriguez, Lasara, 2023 136-11
7. Tricia Williams, Lometa, 2014 134-1
8. Keegan Coble, Jonesboro, 2018 133-6
9. Tricia Williams, Lometa, 2013 131-7
10. Xiomara Rodriguez, Lasara, 2022 128-10

HIGH JUMP

6A

1. Jolanda Jones, Alief Elsik, 1984 6-1.5
2. Victoria Lucas, Midland, 2007 6-1
- Erin Aldrich, Richardson Lake Highlands, 1995 6-1
4. Brittani Carter, Fort Bend Marshall, 2007 6-0

- Epley Bullock, Allen, 2004 6-0
- Destinee Hooker, San Antonio Southwest, 2004 6-0
- Inika McPherson, Port Arthur Memorial, 2004 6-0
- Erin Aldrich, Richardson Lake Highlands, 1996 6-0
- Bianca McKell, El Paso Coronado, 1995 6-0
10. Robyn Burkhardt, San Antonio East Central, 1997 5-11

5A

1. Amy Acuff, Corpus Christi Calallen, 1991 6-2.25
2. Amy Acuff, Corpus Christi Calallen, 1993 6-2
3. Hannah Pfiffner, Frisco Wakeland, 2022 6-0
- Amy Acuff, Corpus Christi Calallen, 1992 6-0
5. Caroline Wolf, Waco Midway, 2003 5-10.5
6. 10 athletes tied 5-10

4A

1. Alexis Henry, Bridge City, 2015 5-10.5
2. Laci Lewis, Robinson, 1996 5-10.25
3. Pam Jones, Marlin, 1990 5-10
- Rhonda Bell, Brownsboro, 1989 5-10
5. Lauren Cook, Liberty, 2011 5-9
- Kati Holly, Monahans, 2008 5-9
- Becky Christensen, Celina, 2004 5-9
- Kim Williams, Cuero, 2000 5-9
- Lacrecia Davenport, Round Rock, 1989 5-9
- Camille Cockerham, Red Oak, 1981 5-9

3A


1. Leigh Anne Crews, Woodsboro, 1989 6-1.5
2. Louise Ritter, Red Oak, 1975 5-11
3. Shadasia Brackens, Fairfield, 2023 5-10
- Abby Elmore, Gunter, 2023 5-10
- Shadasia Brackens, Fairfield, 2022 5-10
- Becky Collins, Refugio, 1998 5-10
- Andy Preas, Cooper, 1983 5-10
8. Four athletes tied 5-9

2A

1. Ashley Robbins, Tilden McMullen Co., 2002 6-0.25
2. Ashely Robbins, Tilden McMullen Co., 2003 5-10
- Alesha Stegmoller, Priddy, 2001 5-10
4. Alesha Stegmoller, Priddy, 2003 5-9
- Lacy Wilson, Shamrock, 2003 5-9
- Alesha Stegmoller, Priddy, 2002 5-9
- Carrie Davis, Groom, 2000 5-9
- Heather Schreiber, Windthorst, 2000 5-9
9. Sarah Dodds, Brookesmith, 1998 5-8.25
10. Eight athletes tied 5-8

1A

1. Rylee Hennig, Aquilla, 2021 5-7
2. Amaya Brown, Coolidge, 2021 5-6
3. Miranda Goswick, Westbrook, 2019 5-5
4. Kylee Henning, Aquilla, 2019 5-4
- Rylee Hennig, Aquilla, 2018 5-4
- Gentrye Munden, Blum, 2018 5-4
- Hannah Moore, Mount Enterprise, 2016 5-4
- Makinna Serrata, Tilden McMullen Co., 2016 5-4



Nastassja Campbell - New Caney

9. Six athletes tied 5-3

LONG JUMP

6A

1. Ayanna Jones, Belton, 2022 &21-3.5
2. *Kynnedey Flannel, Alvin, 2017 21-2.75*
3. Francheska Ketchum, Alief Elsik, 2002 &20-8.5
4. Sabrina Taylor, Lufkin, 2005 20-8.25
5. Samiyah Samuels, Cypress Springs, 2015 &20-7.75
6. Marshvet Hooker, SA Southwest, 2002 &20-5.5
7. Meledy Smith, Houston Sterling, 1983 20-5
8. Carlette Guidry, Houston Sterling, 1986 20-4.75
- Claire Bryant, Houston Memorial, 2018 &20-4.75
10. Sametria Smith, Midland, 2018 20-4.25

5A

1. *Chandi Jones, Bay City, 2000 20-10.25*
2. Jasmine Moore, Mansfield Lake Ridge, 2018 &20-8
3. Starlie Graves, Brenham, 1988 20-3.25
4. A'Lexus Brannon, Beaumont Ozen, 2010 20-3
5. Taylor Fingers, Mansfield Timberview, 2023 &20-1
6. A'Lexus Brannon, Beaumont Ozen, 2008 20-0.5
7. Kimberly Beasley, Dallas Madison, 1983 19-11.75
8. Brandi Starfield, Pflugerville Connally, 2005 &19-11.25
9. Starlie Graves, Brenham, 1989 19-11
10. Two athletes tied 19-10

4A

1. *Ychliindria Spears, Luling, 2001 21-3.25*
2. Ychliindria Spears, Luling, 2000 21-1.5
3. Ychliindria Spears, Luling, 2002 20-5.75
- Ychliindria Spears, Luling, 1999 20-5.75
5. Alexis Brown, Kennedale, 2017 20-0.25



6. Kiana Van Haaren, Comal Davenport, 2022 &19-8
7. Pauline Darkentell, Stafford, 1987 19-7
8. Sharon Hudson, Dalhart, 1986 19-6.5
9. Nanceen Perry, Fairfield, 1994 19-5.5
- Carolyn Amos, Marble Falls, 1979 19-5.5

3A

1. Taylor Nunez, UC-Randolph, 2023 20-2.50
2. Taylor Nunez, UC-Randolph, 2023 20-0.50
3. Monique Hackney, Alto, 2005 19-11
4. Taylor Nunez, UC-Randolph, 2022 19-7.50
5. Taylor Nunez, UC-Randolph, 2023 19-6.75
- Chadnee Knox, Omaha Pewitt, 2013 19-6.75
7. Roshunda Betts, Hughes Springs, 1999 19-5.25
8. Caira Pettway, Sunnyvale, 2017 19-4.5
9. Natalie Simmons, Leonard, 2017 &19-3.25
10. Two athletes tied 19-3

2A

1. Susan Bean, Miami, 1981 18-11.25
2. Tiwana Cary, Detroit, 1991 18-11
3. Bonnie Richardson, Rochelle, 2007 18-10
- Kyle Metzler, Lindsay, 2023 &18-10
5. Jacy Steelman, Era, 2010 18-8
6. Kaprisha Henderson, Memphis, 2008 18-7.25
- Tiffany Hawkins, Hubbard, 2006 &18-7.25
8. Bonnie Richardson, Rochelle, 2008 18-7
9. Alison Callicoatte, D'Hanis, 1987 18-6.5
10. Kami Norton, Albany, 2013 &18-6

1A

1. Sydney Ritter, Groom, 2018 &18-3.75
2. Vivi Beneitez, Iredell, 2017 &17-10.5
3. Makinna Serrata, Tilden McMullen Co., 2018 &17-7
4. Ella Anttila, Jonesboro, 2017 &17-6.75
5. Kaitlyn Clardy, Anton, 2018 &17-6.25
6. Claudia Escamilla, Morgan, 2013 17-4.75
7. Sydney Ritter, Groom, 2017 17-4.25
8. Lilly Worthington, Kopperl, 2017 &17-3.75
9. Kaegen Jones, Merten Irion Co., 2022 &17-3.5
10. Brianna Devereaux, Shamrock, 2017 &17-3.25

POLE VAULT

6A

1. Molly Haywood, Tomball Memorial, 2022 14-3
2. Skyler Schuller, Coppell, 2022 14-0
3. Emily Fitzsimmons, Austin Lake Travis, 2021 13-9
- Desiree Freier, Northwest, 2013 13-9
5. Shade Weygandt, Mansfield, 2007 13-7
6. Seven athletes tied 13-6

5A

1. Alexandra Harber, McKinney North, 2023 13-9.25
2. Nastassja Campbell, New Caney, 2018 13-9
3. Lakan Taylor, Fort Worth Boswell, 2013 13-8
4. Lakan Taylor, Fort Worth Boswell, 2012 13-3

- Brittany Parker, McKinney, 2005 13-3
6. Brittany Parker, McKinney, 2006 13-0.25
7. Six athletes tied 13-0

4A

1. Alencia Lentz, Comal Canyon Lake, 2023 13-6
- Kashlee Dickinson, Canyon, 2023 13-6
- Alencia Lentz, Comal Canyon Lake, 2022 13-6
4. Alencia Lentz, Comal Canyon Lake, 2022 13-3
- Anna Cathryn Griffith, Taylor, 2018 13-3
6. Anna Cathryn Griffith, Taylor, 2017 13-2.5
7. Kally Long, Wimberley, 2014 13-2
8. Jessie Johnson, Argyle, 2012 13-1
9. Five athletes tied 13-0

3A

1. Chloe Wall, Farmersville, 2017 13-0
2. Joy Sherwood, SA GH Monte Vista, 2021 12-9
3. Laney Kucera, West, 2023 12-6
- Laney Kucera, West, 2022 12-6
- Abeni Kratzmeyer, Mineola, 2021 12-6
- Abeni Kratzmeyer, Mineola, 2019 12-6
- Madison Pecot, White Oak, 2014 12-6
8. Olivia Baird, Mount Vernon, 2023 12-3
- Jessie Gibbs, Tuscola Jim Ned, 2007 12-3
10. 10 athletes tied 12-0

2A

1. Ella Strickland, Sunray, 2022 13-9.25
2. Ella Strickland, Sunray, 2021 13-0.25
3. Kaylee Hunt, Hico, 2023 12-3
- Sarah Vann, Evant, 2010 12-3
5. Seven athletes tied 12-0



Michelle Carter - Red Oak

1A

1. Celsey Randolph, Water Valley, 2013 11-6
- Hannah Hartman, Santa Anna, 2013 11-6
3. Paige Elliott, Rocksprings, 2021 11-3
4. Katelyn Bohensky, Bronte, 2021 11-0
- Lexi Wagner, Cherokee, 2017 11-0
6. Sydney Gonzales, Lenora Grady, 2022 10-10
7. Lexi Wagner, Cherokee, 2018 10-6
8. Five athletes tied 10-3

SHOT PUT

6A

1. Stevanie Wadsworth, Hurst Bell, 1990 51-2
2. Suzanne Snider, Robinson, 1973 50-4.75
3. Shelbi Vaughan, Mansfield Legacy, 2012 50-1.25
4. Jenny Dahlgren, Klein, 2003 49-4
5. N'Dia Warren-Jaques, Conroe Oak Ridge, 2014 48-10
6. Meia Gordon, Houston Cypress Creek, 2015 48-8
7. Stevanie Wadsworth, Hurst Bell, 1989 48-3
8. Leilyn Miles, Northwest Nelson, 2015 48-0.25
9. Cion Hicks, Killeen Shoemaker, 2013 47-9
10. Meia Gordon, Cypress Creek, 2014 46-9

5A

1. Michelle Carter, Red Oak, 2003 54-10.75
2. Michelle Carter, Red Oak, 2002 53-3.75
3. Dana Olson, Austin Westlake, 1979 49-11
4. Michelle Carter, Red Oak, 2001 49-8.25
5. Faith Ette, Mansfield Lake Ridge, 2018 49-4
6. Haley Teel, Gregory-Portland, 2014 49-0
7. Serina Ramirez, Rio Grande City, 2023 48-7.75
8. Melanie Duron, Laredo Martin, 2022 48-6.25
9. Michelle Carter, Red Oak, 2000 48-5.25
10. Haley Teel, Gregory-Portland, 2013 48-3.25

4A

1. Alicia Thompson, Big Lake Reagan Co., 1994 48-11.5
2. Carlie Weiser, Giddings, 2023 48-0.75
3. Carlie Weiser, Giddings, 2021 47-7
4. Beverly Scott, Columbus, 1999 47-4.5
5. Alicia Thompson, Big Lake Reagan Co., 1993 47-4
6. Ericka Hernandez, Gonzales, 2016 46-3.5
7. Catherine Shaw, Ballinger, 1981 46-1.5
8. Carlie Weiser, Giddings, 2022 46-1
9. Temika Perry, Gladewater Sabine, 2002 45-8
10. Emily Atkins, Crandall, 2010 45-5

3A

1. Lydia Bush, Leonard, 2002 46-8.25
2. Stormy Harrison, Cisco, 2007 45-1.75
3. Stormy Harrison, Cisco, 2005 45-0.75
4. Sherry Crutsinger, Aubrey, 1979 44-11.5
5. Samantha Taylor, Corrigan-Camden, 2011 44-11
6. Zada Swoopes, Whitewright, 2017 44-8
7. Leandra Tate, Albany, 2001 44-5.5
8. Janice Dzuik, Poth, 1986 44-2.25



GIRLS TRACK AND FIELD

RECORDBOOK

9. Tiffanie Reeves, Olney, 2003 44-0.75
10. Early Douglas, Mart, 1978 44-0

2A

1. Kiara Pulliam, Louise, 2007 44-2
2. Meadow Gallentine, Anson, 2022 43-11.25
3. Annette Nester, D'Hanis, 1979 43-9
4. Joann Wooley, Sudan, 1987 43-8.25
5. Annette Nester, D'Hanis, 1978 43-7.25
6. Aretha Louis, Aspermont, 1985 43-6.75
7. Adree Lakey, Roby, 2005 43-2.25
8. Sa'Niya Fowler, Cushing, 2021 42-10.25
9. Kandra Lakey, Roby, 2003 42-10
10. Joann Wooley, Sudan, 1986 42-6



Abigail Counts - Lewisville Flower Mound

1A

1. Tricia Williams, Lometa, 2014 44-1.5
2. Mollie Mounsey, Follet, 2016 43-7.75
3. Myeshia Thomas, Amherst, 2018 43-0.5
4. Tricia Williams, Lometa, 2013 42-10.25
5. Zoe Burleson, Rocksprings, 2018 41-11.5
6. Audrey Lozano, Balmorhea, 2016 41-8.75
7. Zoe Burleson, Rocksprings, 2019 41-7
8. Abigail Jones, Guthrie, 2021 40-11.25
9. Zoe Burleson, Barksdale Nueces Canyon, 2017 40-10.5
10. Keegan Coble, Jonesboro, 2019 40-3.75

TRIPLE JUMP

6A

1. Destine Smith, Houston Aldine, 1998 &46-1.5
2. Jasmine Smith, Mansfield Lake Ridge, 2019 44-10
3. Erica McLain, Plano East, 2002 43-5.25
4. Erica McLain, Plano East, 2004 &43-4
5. Brya Brewer, Cedar Hill, 2021 42-7.5

6. Alisha Broussard, Pasadena Dobie, 1994 42-6.5
7. Jade Johnson, Humble Summer Creek, 2022 &42-6
8. Jennifer Madu, Plano East, 2012 42-4.25
9. Lavada Hill, Lufkin, 1999 42-2.25
10. Kyndal McKnight, Lewisville Marcus, 2017 &42-1.5

5A

1. Ibie Benibo, Corpus Christi Calallen, 1998 &46-9.5
2. Jasmine Moore, Mans. Lake Ridge, 2018 &45-4.75
3. *Jasmine Moore, Mans. Lake Ridge, 2017 43-4.75*
4. Suzan Ogunleye, Pflu. Hendrickson, 2022 42-9.25
5. Latoya Phelps, Greenville, 2001 42-8.25
6. Asa Garcia, Texas City, 2015 42-5.75
7. LaToya Phelps, Greenville, 2002 &42-5
8. Jasmine Moore, Mans. Lake Ridge, 2016 42-1.75
9. A'Lexus Brannon, Beaumont Ozen, 2010 &42-0.75
10. Twylana Harrison, Levelland, 1991 41-9.75

4A

1. Ychindria Spears, Luling, 2001 44-2.25
2. Ychindria Spears, Luling, 2002 &43-11
3. Ychindria Spears, Luling, 2000 42-0.5
4. Faye Axel, Columbus, 2015 &41-9.75
5. Ychindria Spears, Luling, 1999 &41-8.5
6. Feleicenne Axel, Columbus, 2014 &40-11.25
7. Kenjia Collier, Houston Worthing, 2014 40-9.25
8. Stacy Bowers, Waco La Vega, 1995 40-7.25
9. Tristyn Allen, Sealy, 2015 &40-5.75
10. Imani Wright, Tex. Liberty Eylau, 2011 &40-5

3A

1. Kenjia Collier, Tatum, 2013 42-2.25
2. Hillerie Shelton, Cisco, 1996 40-11.25
3. JimAnne Baker, Cisco, 2001 40-9
4. JimAnne Baker, Cisco, 2003 &40-7
5. Alexandria Madlock, Bangs, 2016 40-4.25
6. Chastity Foster, Woodville, 2007 &40-4
7. Hillerie Shelton, Cisco, 1997 39-7.75
8. Cynthia Titus, Hamlin, 1986 39-7.5
9. Misty Nelson, Elkhart, 1990 39-5.5
10. Alex Madlock, Bangs, 2015 39-4.5

2A

1. Shametra Boykins, Karnack, 2001 40-10.5
2. Ja Toryia Barnes, San Augustine, 2022 40-1.75
3. Tongula Givens, Chillicothe, 1991 39-6
4. Tiffany Morton, Wortham, 2000 39-4.5
5. Alison Calicoatte, D'Hanis, 1988 39-4
6. Jatoryia Barnes, San Augustine, 2023 &39-2
7. Alexa Valenzuela, Refugio, 2018 &39-0.25
- Jordan Menton, New Deal, 2012 &39-0.25
- Brittany Williams, Sudan, 2009 &39-0.25
10. Shametra Boykins, Karnack, 2000 39-0

1A

1. Ella Anttila, Jonesboro, 2017 39-1.5
2. Sydney Ritter, Groom, 2019 38-0.5
3. Hanna Miller, Woodson, 2022 38-0

4. Madison Williamson, Blum, 2013 37-7.5
- Sydney Ritter, Groom, 2018 &37-7.5
6. Kaegen James, Mertzon Iron Co., 2022 37-0.25
7. Rylee Hennig, Aquilla, 2021 36-11.25
8. Hanna Miller, Woodson, 2021 36-7.25
9. Alliyah Harrison, Veribest, 2023 36-7
10. Makinna Serrata, Tilden McMullen Co., 2017 &36-6.75

WHEELCHAIR 100-METER DASH

1. Abigail Counts, Lewis. Flower Mound, 2022 &18.28
2. *Abigail Counts, Lewis. Flower Mound, 2023 18.68*
3. Chelsea Stein, Klein Collins, 2021 &18.74
4. Abigail Counts, Lewis. Flower Mound, 2021 &18.76
5. Hope Santiago, Monahans, 2021 &18.83
6. Hope Santiago, Monahans, 2022 &18.92
7. Katy Broadbent, Lewis. Hebron, 2021 &19.64
8. Abby Dunkin, Comal Canyon, 2014 19.88
- Katy Broadbent, Lewis. Hebron, 2022 &19.88
10. Jordan Lee, Arlington Lamar, 2017 20.14

WHEELCHAIR 400-METER DASH

1. Abigail Counts, Lewis. Flower Mound, 2023 1:05.34
2. Abigail Counts, Lewis. Flower Mound, 2022 1:07.54
3. Abigail Counts, Lewis. Flower Mound, 2021 1:07.80
4. Chelsea Stein, Klein Collins, 2021 1:11.26
5. Katy Broadbent, Lewis. Hebron, 2022 1:13.87
6. Katy Broadbent, Lewis. Hebron, 2021 1:14.26
7. Jordan Lee, Arlington Lamar, 2017 1:15.52
8. Merrit McKittrick, Godley, 2019 1:15.65
9. Denise Rodriguez, Rich. Pearce, 2018 1:17.47
10. Abby Dunkin, Comal Canyon, 2014 1:17.65

SEATED SHOT PUT

1. Abigail Counts, Lewis. Flower Mound, 2023 19-10.75
2. Abby Dunkin, Comal Canyon, 2014 18-4
3. Abigail Counts, Lewis. Flower Mound, 2021 17-10.25
4. Elicia Meairs, Stevens, 2021 17-9
5. Elicia Meairs, Stevens, 2022 17-8.25
6. Denise Rodriguez, Rich. Pearce, 2019 17-8
7. Elicia Meairs, Northside Stevens, 2023 17-7.75
- Marla Ireland, CS A&M Consol., 2022 17-7.75
9. Jordan Lee, Arlington Lamar, 2016 17-5.5
10. Jordan Lee, Arlington Lamar, 2017 17-5.25



Haskell - 2022 Conference 2A Girls Track & Field Team Champions

2023 (May 2-4)
Mike Myers Stadium (UT), Austin

6A

1	Duncanville	50
2	Klein Forest	40
3	Lewisville Flower Mound	39

5A

1	Comal Smithson Valley	62
2	Lucas Lovejoy	48
3	Lancaster	46

4A

1	Canyon	80
2	Paris	48
3	Royal	46

3A

1	Universal City-Randolph	94
2	Gunter	70
3	Fairfield	61

2A

1	Panhandle	32
	Refugio	32
	Stamford	32

1A

1	Roby	47
2	Lamesa Klondike	40
	Nazareth	

2022 (May 12-14)
Mike Myers Stadium (UT), Austin

6A

1	Lewisville Flower Mound	68
2	Alvin Shadow Creek	40
3	Plano East	36

5A

1	Fort Bend Marshall	75
---	--------------------	----

2	Mansfield Timberview	61
3	Lancaster	52

4A

1	Canyon	70
2	Stephenville	43
3	Waxahachie Life	42.33

3A

1	Universal City-Randolph	86
2	Fairfield	59
3	Goliad	52

2A

1	Haskell	60
2	Panhandle	58
3	Eldorado	38

1A

1	Ackerly Sands	44
2	Cross Plains	40
3	Mertzon Irion County	30

2021 (May 6-8)
Mike Myers Stadium (UT), Austin

6A

1	DeSoto	72
2	San Antonio Reagan	50
3	Katy Seven Lakes	49

5A

1	Fort Bend Marshall	46
	Lancaster	46
3	Burleson Centennial	40

4A

1	Kennedale	84
2	Canyon	70
3	Melissa	32
	Waco La Vega	32

3A

1	Cameron Yoe	56
2	Goliad	46
3	Brock	45

2A

1	Panhandle	74
2	Haskell	46
3	Marlin	44

1A

1	Ackerly Sands	48
2	Wildorado	45
3	Miami	42

2020
(Cancelled due to COVID-19 Pandemic)

2019 (May 10-11)
Mike Myers Stadium (UT), Austin

6A

1	DeSoto	121
2	Duncanville	48
3	Humble Summer Creek	38

5A

1	Lancaster	60
2	Fort Bend Marshall	52
3	McKinney North	40

4A

1	Canyon	86
2	Texarkana Liberty-Eylau	72
3	Waxahachie Life	39

3A

1	Atlanta	54
2	East Bernard	50
3	Blanco	38

2A

1	Sunray	66
2	Refugio	56
3	San Saba	44

1A

1	Happy	59
2	Lingleville	52
3	Water Valley	36

2018 (May 11-12)
Mike Myers Stadium (UT), Austin

6A

1	DeSoto	69
2	Lewisville Marcus	42
3	Duncanville	40



GIRLS TRACK AND FIELD

YEAR-BY-YEAR RESULTS

5A		
1	Mansfield Lake Ridge	88
2	McKinney North	78
3	Frisco Heritage	46

4A		
1	Dallas Carter	60
2	Fredericksburg	44
3	Atlanta	37

3A		
1	Leonard	89
2	East Bernard	61
3	Uplift Hampton Prep.	36

2A		
1	Refugio	62
2	Vega	60
3	Shiner	40

1A		
1	Blum	49
2	Rocksprings	46
3	Happy	44

2017 (May 11-13) Mike Myers Stadium (UT), Austin

6A		
1	DeSoto	65
2	Houston Lamar	46
3	Cypress Springs	44

5A		
1	McKinney North	98
2	Mansfield Lake Ridge	78
3	Lancaster	66

4A		
1	Dallas Carter	72
2	Kenndale	48
3	Taylor	43

3A		
1	Uplift Hampton Prep.	76
2	Leonard	70
3	Altair Rice	38

2A		
1	Gladewater Union Grove	56
2	Shiner	47
3	Refugio	40

1A		
1	Blum	52.5
2	Barksdale Nueces County	44
3	Lamesa Klondike	32

2016 (May 12-14) Mike Myers Stadium (UT), Austin

6A		
1	DeSoto	79
2	Cypress Springs	60
3	Cedar Hill	43

5A		
1	McKinney North	74
2	Arlington Seguin	46
3	Mansfield Lake Ridge	42

4A		
1	Hardin-Jefferson	48
2	Dallas Carter	42
3	Uplift Hampton Prep.	32

3A		
1	Sunnyvale	42
2	Altair Rice	38.75
3	Wall	38

2A		
1	Italy	54
	Shiner	54
3	Refugio	34
	Shelbyville	34

1A		
1	Burton	40
2	Blum	32
3	Tilden McMullen County	29

2015 (May 14-16) Mike Myers Stadium (UT), Austin

6A		
1	Converse Judson	60
2	DeSoto	48
3	Cypress Springs	45

5A		
1	Arlington Seguin	54
2	Fort Bend Bush	34
3	Lancaster	32

4A		
1	Uplift Hampton Prep.	67
2	Texarkana Liberty-Eylau	36
3	Sealy	32

3A		
1	Leonard	83
2	Edna	42
	Rogers	42

2A		
1	Rosebud-Lott	64
2	Shelbyville	41
3	Italy	40

1A		
1	Burton	46
	Cross Plains	46
3	Follett	40
	Ira	40



DeSoto - 2012 Conference 5A Girls Track & Field Team Champions



2014 (May 9-10)
Mike Myers Stadium (UT), Austin

5A

1	Converse Judson	66
2	Cypress Springs	42
3	DeSoto	38

4A

1	Lancaster	70
2	Texas City	48
3	Canyon	39

3A

1	Corpus Christi West Oso	38
2	Coldspring-Oakhurst	33
3	Kennedale	29

2A

1	Uplift Hampton Prep	66
2	Rosebud-Lott	54
3	Jefferson	42

1A-D1

1	Van Horn	51
2	Albany	36
	Italy	36
	San Augustine	36

1A-D2

1	Cross Plains	62
2	Ira	46
3	Calvert	38

2013 (May 10-11)
Mike Myers Stadium (UT), Austin

5A

1	DeSoto	71
2	Garland	36
	League City Clear Springs	36

4A

1	Houston Wheatley	58
	Lancaster	58
3	Little Elm	31

3A

1	Frisco Lone Star	57
2	Waco La Vega	52
3	Kennedale	44

2A

1	Tatum	52
2	Rogers	48
3	Rosebud-Lott	44

1A-D1

1	Dallas Gateway	48
2	Panhandle	44
3	New Deal	38

1A-D2

1	Gail Borden County	44
2	Calvert	42
3	Roby	32

2012 (May 11-12)
Mike Myers Stadium (UT), Austin

5A

1	DeSoto	50
2	Garland	46
3	Mansfield Timberview	41

4A

1	Lancaster	73
2	Beaumont Ozen	58
3	Carrollton Smith	40

3A

1	Waco Connally	54
2	Big Spring	46
3	Frisco Lone Star	40

2A

1	Tatum	42
	Universal City Randolph	42
3	Alvord	34
	Crane	34
	Rosebud-Lott	34

1A

1	Snook	56
2	Lindsay	44
3	Dallas Gateway	40

2011 (May 13-14)
Mike Myers Stadium (UT), Austin

5A

1	DeSoto	51
2	Garland	48
3	Mansfield Timberview	42

4A

1	Beaumont Ozen	60
2	Arlington Seguin	50
3	Lancaster	41

3A

1	Texarkana Liberty-Eylau	56
2	Big Spring	54
3	Liberty Hill	33

2A

1	Cameron Yoe	50
2	Marlin	46
3	Tatum	42

1A

1	Snook	58
2	Lindsay	57

3	Hamlin	47
---	--------	----

2010 (May 14-15)
Mike Myers Stadium (UT), Austin

5A

1	Dallas Skyline	56
2	DeSoto	36
3	Houston Lamar	26

4A

1	Houston Westbury	68
2	Lancaster	56
3	Beaumont Ozen	48

3A

1	Texarkana Liberty-Eylau	56
2	Waco Connally	48
3	Longview Spring Hill	36
	Lucas Lovejoy	36

2A

1	Altair Rice	36
	Centerville	36
3	Childress	32

1A

1	Dallas Gateway	40
2	Era	38
3	Shiner	36

2009 (May 5-6)
Mike Myers Stadium (UT), Austin

5A

1	Dallas Skyline	67
2	Houston Lamar	32
3	Alief Elsik	29
	Conroe The Woodlands	29

4A

1	Mansfield Timberview	86
2	Lancaster	41
3	Houston Westbury	36

3A

1	Texarkana Liberty-Eylau	52
	Waco Connally	52
3	Lubbock Estacado	31

2A

1	Wallis Brazos	50
2	Crane	44.5
3	Universal City Randolph	41

1A

1	Rochelle	38
2	Cayuga	36
3	Lindsay	34



GIRLS TRACK AND FIELD

YEAR-BY-YEAR RESULTS

2008 (May 9-10) Mike Myers Stadium (UT), Austin

5A		
1	Dallas Skyline	50
2	DeSoto	46
3	Alief Elsik	40

4A		
1	Lancaster	84
2	Fort Worth Dunbar	58
3	Saginaw	46

3A		
1	Canyon	72
2	Texarkana Liberty-Eylau	52
3	Abilene Wylie	44

3A		
1	Dallas Madison	56
2	Canyon	55
3	Mexia	36

2A		
1	Universal City Randolph	66
2	Woodville	64
3	Salado	32

1A		
1	Lindsay	57
2	Vega	44
3	Memphis	24

	Tuscola Jim Ned	40
--	-----------------	----

1A		
1	Hubbard	82
2	Knox City	40
	Lindsay	40

2005 (May 13-14) Mike Myers Stadium (UT), Austin

5A		
1	Dallas Skyline	72
2	Alief Taylor	46
3	College Station A&M Consolidated	36

4A		
1	Lancaster	98
2	Houston Westbury	50
3	Fort Worth Wyatt	21

3A		
1	Canyon	61
2	Cameron Yoe	40
	Texarkana Liberty-Eylau	40

2A		
1	Alto	66
2	Newton	54
3	Celina	42

1A		
1	Hamlin	68
2	Crosbyton	52
3	Falls City	48

2004 (May 14-15) Mike Myers Stadium (UT), Austin


5A		
1	Dallas Skyline	77
2	Galena Park North Shore	50
3	Southlake Carroll	40

4A		
1	Lancaster	87
2	Austin Reagan	46
3	Austin Lake Travis	40

3A		
1	Kennedale	48
2	Stafford	38
3	Gladewater	36

2A		
1	Crane	53
2	San Augustine	46
3	Tuscola Jim Ned	44

1A		
1	Granger	50
2	Clarendon	48



Lancaster - 2004 Conference 4A Girls Track & Field Team Champions

2A		
1	Universal City Randolph	58
2	Childress	34
3	Marlin	33

1A		
1	Rochelle	42
2	Chilton	36
	Seymour	36

2007 (May 11-12) Mike Myers Stadium (UT), Austin

5A		
1	Desoto	56
2	Dallas Skyline	54
3	Mansfield Timberview	37

4A		
1	Lancaster	96
2	Dallas Lincoln	54
3	Pflugerville Connally	30

2006 (May 12-13) Mike Myers Stadium (UT), Austin

5A		
1	Alief Taylor	62
2	Fort Bend Marshall	47
3	DeSoto	35

4A		
1	Lancaster	88
2	Houston Westbury	60
3	Mansfield Timberview	36

3A		
1	Dallas Madison	56
2	Stafford	54
3	Cameron Yoe	36

2A		
1	Universal City-Randolph	45
2	San Augustine	40



3 Munester 42

**2003 (May 9-10)
Mike Myers Stadium (UT), Austin**

5A
1 Alief Elsik 88
2 Dallas Skyline 72
3 Houston Westbury 34

4A
1 Lancaster 62
2 Crowley 36
3 Austin Lake Travis 34
Huntsville 34

3A
1 Celina 45
2 Kennedale 40
3 Forney 30

2A
1 Alto 64
2 Cisco 56
3 Frankston 36

1A
1 Shamrock 52
2 Paducah 36
3 Sunray 34

**2002 (May 10-11)
Mike Myers Stadium (UT), Austin**

5A
1 Dallas Skyline 66
2 Alief Elsik 54
3 Fort Bend Hightower 34

4A
1 Lancaster 78
2 Austin Reagan 52
3 Fort Worth Eastern Hills 38

3A
1 Dallas Hutchins 50
2 Luling 48
3 Vernon 38

2A
1 Cisco 70
2 Celina 59
3 Hamlin 39

1A
1 Shamrock 50
2 Barksdale Nueces Canyon 36
3 Meridian 34



Manor - 1994 Conference 3A Girls Track & Field Team Champions

**2001 (May 11-12)
Mike Myers Stadium (UT), Austin**

5A
1 Houston Lamar 48
2 Garland Rowlett 36
3 Dallas Skyline 30
San Antonio Southwest 30
South Grand Prairie 30

4A
1 Lancaster 63
2 Austin Reagan 57
3 Port Arthur Lincoln 52

3A
1 Everman 50
2 Wills Point 46
3 Luling 40

2A
1 Cisco 56
2 Boyd 40
Kerens 40

1A
1 Karnack 62
2 Water Valley 44
3 Meridian 39

**2000 (May 12-13)
Mike Myers Stadium (UT), Austin**

5A
1 Houston Westbury 64
2 South Grand Prairie 38
3 Alief Hastings 35

4A
1 Austin Reagan 57
2 Lancaster 42
3 Port Arthur Lincoln 36

3A
1 Luling 62
2 Wills Point 48
3 Diboll 39

2A
1 Spearman 55
2 Kerens 50
3 Hamlin 49

1A
1 Karnack 46
2 Groom 30
3 Cross Plains 28
Laird Hill Leverett's Chapel 28
Windthorst 28

**1999 (May 14-15)
Darrell K. Royal Stadium (UT), Austin**

5A
1 Houston Westbury 56



GIRLS TRACK AND FIELD

YEAR-BY-YEAR RESULTS

2	Dallas Kimball Richardson	38 38
---	------------------------------	----------

4A		
1	Houston Forest Brook	52
2	Crowley	40
3	Lancaster San Antonio Houston	28 28

3A		
1	Linden-Kildare	60
2	Rusk	49
3	Luling	48

2A		
1	San Augustine	74
2	Hamlin	46
3	Mart	32

1A		
1	Munday	50
2	Karnack	48
3	Wortham	38

**1998 (May 15-16)
Darrell K. Royal Stadium (UT), Austin**

5A		
1	Houston Westbury	74
2	New Braunfels	50
3	Fort Bend Willowridge	32

4A		
1	Friendswood Clear Brook	58
2	Dallas Spruce	40
3	Lancaster	34

3A		
1	Linden-Kildare	50
2	Dallas Madison	43
3	Boyd	30

2A		
1	Woodsboro	65
2	Mart	45
3	Kerens	36.5

1A		
1	Karnack	75
2	Rocksprings	40
3	Dime Box	32

**1997 (May 9-10)
Darrell K. Royal Stadium (UT), Austin**

5A		
1	Houston Westbury	56
2	Houston Yates	54
3	Arlington Houston	32

4A		
1	Dallas Lincoln	50
2	Houston Worthing	42
3	Friendswood Clear Brook	38

3A		
1	Dallas Madison	74
2	Daingerfield	50
3	Giddings	30

2A		
1	Canadian	40
2	Cisco	38
	Refugio	38

1A		
1	Rocksprings	74
2	Karnack	66
3	Munday	42

**1996 (May 10-11)
Darrell K. Royal Stadium (UT), Austin**

5A		
1	Dallas Skyline	52
2	Spring Westfield	50
3	Arlington Houston	44

4A		
1	New Braunfels	57
2	Rosenberg Lamar Consolidated	56
3	Dallas Lincoln	52

3A		
1	Groesbeck	58
2	Bellville	46
3	Cameron Yoe	42

2A		
1	Alto	66
2	Canadian	38
3	Universal City Randolph	37

1A		
1	Rocksprings	62
2	Karnack	37
3	Burkeville	32

**1995 (May 12-13)
Texas Memorial Stadium (UT), Austin**

5A		
1	Dallas Carter	84
2	Dallas Skyline	52
3	Houston Westbury	36

4A		
1	Rosenberg Lamar Consolidated	56
2	Dallas Lincoln	54
3	Cedar Hill	45

3A		
1	Waco La Vega	64
2	Fairfield	52
3	Abilene Wylie	50

2A		
1	Celina	60
2	Schulenburg	36
3	Albany	34

1A		
1	Burkeville	46
2	Jarrell	38
3	Munday	32

**1994 (May 13-14)
Texas Memorial Stadium (UT), Austin**

5A		
1	Dallas Skyline	64
2	Dallas Carter	42
3	Galena Park North Shore Rosenberg Lamar Consolidated	26 26

4A		
1	Port Arthur Lincoln	54
2	Dallas Madison	45
3	Austin Johnson	40

3A		
1	Manor	44
2	Abilene Wylie	40
3	Waco La Vega	38

2A		
1	Celina	60
2	Stanton	36
3	El Maton-Tidehaven Rosebud-Lott	26 26

1A		
1	Cross Plains	52
2	Lindsay Oakwood	28 28

**1993 (May 14-15)
Texas Memorial Stadium (UT), Austin**

5A		
1	Dallas Carter	53
2	Temple	42
3	Fort Bend Dulles	32

4A		
1	Houston Forest Brook	48
2	Kilgore	40
3	Lancaster	34

3A		
1	Fairfield	48
2	Daingerfield	40

GIRLS TRACK AND FIELD

YEAR-BY-YEAR RESULTS



3	Aledo Canyon	30
---	--------------	----

2A		
1	Schulenburg	54
2	Refugio	40
3	Celina	33

1A		
1	Moulton	58
2	Lindsay	36
3	Sudan	34

1992 (May 15-16) Texas Memorial Stadium (UT), Austin

5A		
1	Galveston Ball	62
2	Dallas Carter	48
3	Cypress Creek	33

4A		
1	Dallas Madison	58
2	Wichita Falls Hirschi	43
3	Dallas South Oak Cliff	39

3A		
1	Fairfield	42
2	Woodville	40
3	Canyon	36

2A		
1	Refugio	72
2	Schulenburg	37
3	Albany	24
	Celina	24

1A		
1	Flatonia	44
2	Jonesboro	33
3	Miles	32

1991 (May 10-11) Texas Memorial Stadium (UT), Austin

5A		
1	Fort Worth Dunbar	50
2	Abilene	42
	Dallas Kimball	42

4A		
1	Jasper	48
2	Port Arthur Lincoln	41
3	Levelland	39

3A		
1	Columbus	62
2	Cuero	42
	Daingerfield	42

2A		
1	Albany	64
2	Alto	50
3	Timpson	46

1A		
1	Detroit	44
	Munday	44
3	Miles	36

1990 (May 11-12) Texas Memorial Stadium (UT), Austin

5A		
1	Houston Sterling	84
2	Houston Yates	36
3	Temple	29

4A		
1	Del Valle	48
2	Dallas Highland Park	40
3	Corsicana	39

3A		
1	Daingerfield	45
2	Bonham	38
3	Cuero	36

2A		
1	Weimar	58
2	Frankston	52
3	Refugio	44

1A		
1	Munday	92
2	Bronte	32
3	Detroit	30

1989 (May 12-13) Texas Memorial Stadium (UT), Austin

5A		
1	Houston Sterling	90
2	Dallas Carter	74
3	San Antonio Southwest	36

4A		
1	Corsicana	64
2	Brenham	36
	Dallas Highland Park	36

3A		
1	Bonham	66
2	Hardin-Jefferson	36
	Palacios	36
	Post	36

2A		
1	Refugio	50
2	Elkhart	44
3	Panhandle	36

1A		
1	Munday	94
2	Mertzon Irion County	44
3	Miles	28

1988 (May 13-14) Texas Memorial Stadium (UT), Austin

5A		
1	Dallas Carter	76



Cayuga - 1985 Conference 1A Girls Track & Field Team Champions



GIRLS TRACK AND FIELD

YEAR-BY-YEAR RESULTS

2	Houston Sterling	30
3	Tyler	29

4A		
1	Pampa	68
2	Brenham	60
3	Taylor	38

3A		
1	Yoakum	47
2	Gilmer	40
3	Bonham	36

2A		
1	Refugio	76
2	Kerens	68
3	Hawkins Wall	30

1A		
1	Munday	84
2	D'Hanis	56
3	Booker	45

1987 (May 15-16) Texas Memorial Stadium (UT), Austin

5A		
1	Fort Worth Trimble Tech	44
2	Dallas Carter	39
3	Houston Sterling	38

4A		
1	Brenham	72
2	Pampa	66
3	Port Arthur Lincoln	40

3A		
1	Elgin	42
2	Linden-Kildare	27
3	Brownfield Giddings	24

2A		
1	Refugio	98
2	Kerens	52
3	Wallis Brazos	42

1A		
1	Karnack	74
2	Munday	69
3	Knox City	52

1986 (May 16-17) Texas Memorial Stadium (UT), Austin

5A		
1	Houston Sterling	104
2	Dallas Carter	58
3	Dallas South Oak Cliff	34

4A		
1	Pampa	78
2	Brenham	72
3	Wharton	34

3A		
1	Refugio	66
2	Giddings	36
3	Vernon	34

2A		
1	Hamlin	46
2	La Vernia	44
3	Coleman	35

1A		
1	Cayuga	56
2	Paradise	48
3	Vega	45

1985 (May 10-11) Texas Memorial Stadium (UT), Austin

5A		
1	Houston Sterling	74
2	Beaumont Charlton-Pollard	52
3	Houston Smiley	49

4A		
1	Fort Worth Poly	60
2	Silsbee	51
3	Port Arthur Lincoln	36

3A		
1	Refugio	58
2	Marlin	46
3	Frisco	42

2A		
1	Hamlin	64

2	Henrietta Midway	26
3	Coleman Thrall	24

1A		
1	Cayuga	48
2	Calvert	46
3	Iraan	36

1984 (May 4-5) Texas Memorial Stadium (UT), Austin

5A		
1	Alief Elsik	38
	Dallas Carter	38
3	Amarillo Dallas South Oak Cliff	32

4A		
1	Sweetwater	42
2	Fort Worth Poly	40
3	Paris	30

3A		
1	Altair Rice	58
	Diboll	58
3	Gilmer	34

2A		
1	Frisco	76
2	Hamlin	53
3	Clarendon	36

1A		
1	Falls City	60
2	Prairie Lea	32
3	Iraan	28



Elgin - 1987 Conference 3A Girls Track & Field Team Champions



1983 (May 6-7)

Texas Memorial Stadium (UT), Austin

5A		
1	Houston Smiley	63.5
2	Texarkana Texas	45
3	Houston Sterling	40

4A		
1	Fort Worth Poly	81
2	Dallas Madison	44
3	Wharton	28

3A		
1	Gilmer	52
2	Robinson	43
3	Palestine Westwood	40

2A		
1	Frisco	80
2	Hamlin	46
3	Hawkins	41.5

1A		
1	Price Carlisle	48
2	Falls City	40
3	May	32

1982 (May 7-8)

Texas Memorial Stadium (UT), Austin

5A		
1	Houston Smiley	42
2	Alief Elsik	39
3	Longview	37

4A		
1	Gregory-Portland	40
	Paris	40
3	Lubbock Estacado	38

3A		
1	Slaton	52
2	Aledo	44
3	Goliad	41

2A		
1	Frisco	88
2	Hamlin	64
3	Clarendon	40

1A		
1	Falls City	52
2	Price Carlisle	36
3	Roby	30

1981 (May 8-9)

Texas Memorial Stadium (UT), Austin

5A		
1	Dallas Skyline	44
2	Houston Sterling	38



Goliad - 1981 Conference 3A Girls Track & Field Team Champions

3	La Marque	36	3	Stanton	42
---	-----------	----	---	---------	----

4A			1A		
1	Gregory-Portland	40	1	Hamlin	54
2	Brenham	37	2	Pottsboro	36
	Dallas Madison	37	3	Kerens	28
				Munday	28

3A			B		
1	Goliad	42	1	Miami	64
2	Aledo	40	2	Chilton	56
3	Dalhart	30	3	Matador Motley County	30
	La Grange	30			

2A		
1	Frisco	72
2	Hamlin	50
3	Jourdanton	40

1A		
1	Mount Enterprise	58
2	Price Carlisle	48
3	Chilton	42

1980 (May 2-3)

Texas Memorial Stadium (UT), Austin

4A		
1	Bryan	62
2	Fort Worth Trimble Tech	56
3	Austin High	38

3A		
1	Brenham	51
2	Canyon	46
3	Sweetwater	40

2A		
1	Clyde	80
2	Sealy	52

1979 (May 4-5)

Texas Memorial Stadium (UT), Austin

4A		
1	Fort Worth Trimble Tech	66
2	Galveston Ball	40
	Houston Sterling	40

3A		
1	Brenham	78
2	Canyon	38
3	Austin Westlake	36

2A		
1	Powderly North Lamar	60
2	Marble Falls	40
3	Waller	36

1A		
1	Sunray	48
2	Karnack	46
3	Bovina	33

B		
1	Miami	52
2	Matador Motley County	46
3	Lometa	34



GIRLS TRACK AND FIELD

YEAR-BY-YEAR RESULTS

1978 (May 5-6)

Texas Memorial Stadium (UT), Austin

4A		
1	Fort Worth Trimble Tech	52
2	Galveston Ball	48
3	San Antonio Houston	38

3A		
1	Canyon	59
2	McKinney	42
	Odessa Ector	42

2A		
1	Bellville	48
2	Powderly North Lamar	36
3	Groesbeck	30

1A		
1	Bovina	47
2	Longview Spring Hill	46
3	Iraan	28
	Woodsboro	28

B		
1	Rising Star	61
2	Newcastle	46
3	Miami	42

1977 (May 6-7)

Texas Memorial Stadium (UT), Austin

4A		
1	Fort Worth Trimble Tech	59
2	Fort Worth Wyatt	52
3	Fort Worth Eastern Hills	30

3A		
1	Canyon	75
2	Vernon	46
3	Austin Westlake	32

2A		
1	Marble Falls	58
2	Bellville	54
3	Powderly North Lamar	50

1A		
1	Paducah	48
2	Longview Spring Hill	44
3	Southlake Carroll	42

B		
1	Meridian	54
2	Crawford	42
3	Windthorst	38

1976 (May 7-8)

Texas Memorial Stadium (UT), Austin

4A		
1	Fort Worth Trimble Tech	48

2	Fort Worth Eastern Hills	42
3	Houston Forest Brook	34

3A		
1	Canyon	47
2	New Caney	34
3	Corpus Christi West Oso	28
	Waco Midway	28

2A		
1	Bellville	54
2	Hempstead	40
	Marble Falls	40

1A		
1	Paducah	53
2	Bovina	50
3	Sabinal	41

B		
1	Meadow	54
2	Rising Star	48
3	Newcastle	36

1975 (May 2-3)

Texas Memorial Stadium (UT), Austin

4A		
1	Conroe	58
2	Temple	52
3	Fort Worth Paschal	30

3A		
1	Waco Midway	56
2	Mexia	54
3	West Columbia Columbia	48

2A		
1	Olton	62
2	Waco Robinson	52
3	Ingleside	34

1A		
1	Pflugerville	67
2	El Dorado	48
3	Paducah	44

B		
1	Garden City	62
2	Meridian	36
	Welch Dawson	36

1974 (May 10-11)

Texas Memorial Stadium (UT), Austin

2A		
1	Conroe	50
2	West Columbia Columbia	49
3	Fort Worth Paschal	30

1A		
1	Robinson	42
2	El Dorado	36
3	Olton	27

B		
1	Utopia	68
2	Sundown	62
3	Garden City	36

1973 (May 12)

Texas Memorial Stadium (UT), Austin

1A		
1	Conroe	44
2	West Columbia Columbia	40
3	El Paso Burges	36
	Waco Midway	36

B		
1	El Dorado	56
2	Baird	40
3	Sundown	30

1972 (May 13)

Texas Memorial Stadium (UT), Austin

1A		
1	West Columbia Columbia	60
2	Waco Robinson	58
3	Waco Midway	52

B		
1	Gruver	56
2	Garden City	42
3	Baird	38



First year of UIL competition: 1910-11

State Meet Structure

Since the state meet's inception in 1911, preliminary heats and tries were used to determine finals participants. From 1959-2010, only the first and second place finishers from each region qualified for the state meet, eliminating the preliminary heat. The current structure started in 2011, adding the next best time/mark from all regionals. (Note: There are nine total participants/relay teams at the state meet per event.)

Team scoring at state meet is: 10-8-6-4-2-1 Relays earn double points. Individuals and relay teams score points in 17 events that are accumulated towards a final team total to determine a team state champion.

Evolution of UIL Boys Track and Field State Meet

Season	Conference(s)
1911-13	One Conference
1914-24	1A, B
1925-47	One Conference
1948-50	CITY

1951-58	2A, 1A, B
1959-80	4A, 3A, 2A, 1A, B
1981-2012	5A, 4A, 3A, 2A, 1A
2013-14	5A, 4A, 3A, 2A, 1A(D1), 1A(D2)
2015-	6A, 5A, 4A, 3A, 2A, 1A

Fully Automatic Timing

Since 1995, UIL state and conference marks have been FAT (Fully Automatic Times). Times and marks before that time frame were hand timed. Conversions are used in order to include within the record book. Prior to 1978, the events were measured in yards instead of meters, a separate conversion is used to convert records set in yards.

Location History

The state meet has been held in three locations during its history. The event has been held in Austin on the campus of The University of Texas since its inception. It began Clark Field from 1911-24 and at Texas Memorial Stadium from 1924-99, before moving to its current location at Mike Myers Stadium in 2000.



Branson Ellis - Tyler Legacy - Conference 6A Pole Vault Recordholder



Waco LaVega - 2019 Conference 4A Boys Track & Field Team Champions

TEAM CHAMPIONS

2023

- 6A-Klein Forest (58)
- 5A-Fort Bend Marshall (38)
- 4A-Gilmer (58)
- 3A-New London West Rusk (44)
- 2A-Refugio (68)
- 1A-Paducah (60)

2022

- 6A-Humble Summer Creek (70)
- 5A-Fort Bend Marshall (64)
- 4A-Wimberley (56)
- 3A-Brock (55)
- 2A-Refugio (77)
- 1A-Turkey Valley (51)

2021

- 6A-Humble Summer Creek (54)
- 5A-Frisco Liberty (54)
- 4A-Waco La Vega (82)
- 3A-Brock (45)
- 2A-Shiner (44)
- 1A-Paducah (56)

2020

(Cancelled due to COVID-19 Pandemic)

2019

- 6A-Klein Forest (42)
- 5A-Fort Bend Marshall (86)
- 4A-Waco La Vega (70)
- 3A-Dallas Life Oak Cliff (46)
- 2A-Milano (62)
- 1A-Paducah (60)

2018

- 6A-Conroe The Woodlands (68)
- 5A-Fort Bend Marshall (68)
- 4A-Dallas Carter (58)
- 3A-Yoakum (60)
- 2A-Milano (74)
- 1A-Turkey Valley (72)

2017

- 6A-Conroe The Woodlands (60)
- 5A-Manvel (85)
- 4A-Atlanta (43)
- 3A-Crockett (41)
- 2A-New Deal (52)
- 1A-Turkey Valley (76)

2016

- 6A-DeSoto (54)
- 5A-Fort Bend Marshall (52)
- 4A-Stafford (50)
- 3A-Rockdale (54)
- 2A-New Deal (78)
- 1A-Water Valley (90)

2015

- 6A-Manvel (55)
- 5A-Fort Bend Marshall (90)
- 4A-Gilmer (50)
- 3A-Coleman (48)
- 2A-New Deal (58)
- 1A-Water Valley (61)

2014

- 5A-Humble Kingwood (39)
- 4A-Texarkana Texas (50)

- 3A-Kennedale (50)
- 2A-Rosebud-Lott (61)
- 1A1-Alto (66)
- 1A2-Bronte (58)

2013

- 5A-Converse Judson (54)
- 4A-Humble Summer Creek (53)
- 3A-Celina (54)
- 2A-East Bernard (57)
- 1A1-Munday (85)
- 1A2-Lenora Grady (62)

2012

- 5A-DeSoto (58)
- 4A-Lancaster (63)
- 3A-Celina (80)
- 2A-Edna (48)
- 1A-Munday (94)

2011

- 5A-Galena Park North Shore (73)
- 4A-Lancaster (54)
- 3A-West Orange-Stark (64)
- 2A-Corrigan-Camden (46)
- 1A-Munday (60)

2010

- 5A-Galena Park North Shore (88)
- 4A-Lancaster (72)
- 3A-West Orange-Stark (66)
- 2A-Daingerfield (72)
- 1A-Lindsay (50)

2009

- 5A-Garland Rowlett (66)
- 4A-Lancaster (52)
- 3A-West Orange-Stark (58)
- 2A-Corrigan-Camden (60)
- 1A-Canadian (35)

2008

- 5A-Garland Rowlett (70)
- 4A-Lancaster (44)
- 3A-Cuero (62)
- 2A-Arp (52)
- 1A-Rule (42)

2007

- 5A-Fort Bend Hightower (51)
- 4A-Copperas Cove (68)
- 3A-Dallas Madison (64)
- 2A-Tatum (64)
- 1A-Rule (41)

2006

- 5A-Houston Eisenhower (59)
- 4A-Texas City (56)



3A-Cuero (67)
2A-Crane (56)
1A-Rotan (42)

2005

5A-Katy Cinco Ranch (57)
4A-Crowley (40)
3A-Cuero (50)
2A-Lexington (46)
1A-Lindsay (73)

2004

5A-Katy Cinco Ranch (63)
4A-Lancaster (79)
3A-Atlanta (56)
2A-Alto (50)
1A-Mertzon Irion County (56)

2003

5A-Arlington Bowie (48)
4A-Lancaster (72)
3A-Atlanta (69)
2A-Corrigan-Camden (63)
1A-Mertzon Irion County (54)

2002

5A-Dallas Carter (41)
4A-Fort Worth Wyatt (36)
3A-Atlanta (53)
2A-Junction (40)
1A-Mertzon Irion County (64)

2001

5A-Abilene (48)
4A-Houston Forest Brook (66)
3A-Abilene Wylie (41)
2A-Refugio (77)
1A-Iraan (48)

2000

5A-Duncanville (38)
4A-Houston Forest Brook (48)
3A-Hearne (34)
2A-Refugio (80)
1A-Karnack (47.5)

1999

5A-Conroe The Woodlands (54)
4A-Houston Forest Brook (40)
3A-Hooks (34)
2A-Holliday (48)
1A-Louise (28)

1998

5A-Fort Worth Wyatt (62)
4A-Ennis/Houston Forest Brook (30) *Tie
3A-Giddings/Vernon (52) *Tie
2A-Holliday (46)

1A-Barksdale Nueces County (38)

1997

5A-Houston Langham Creek (30)
4A-Jasper (64)
3A-Atlanta (67)
2A-Stamford (49)
1A-Paducah (40)

1996

5A-Dallas Kimball (50)
4A-Sheldon King (47)
3A-Tatum (60)
2A-Alto (50)
1A-Paducah (52)

1995

5A-Pflugerville (42)
4A-Everman (38)
3A-Daingerfield (58)
2A-Refugio (78)
1A-Roscoe (60)

1994

5A-Beaumont West Brook (40)
4A-La Marque (38)
3A-Tatum (40)
2A-Refugio (79)
1A-Sudan (42)

1993

5A-Odessa Permian (52)
4A-San Angelo Lakeview (28)
3A-Waco Connally (40)
2A-Refugio (78)
1A-Chilton (78)

1992

5A-Odessa (52)
4A-Austin Reagan (78)
3A-Sweeny (53)
2A-Woodboro (61)
1A-Calvert (58)

1991

5A-Killeen (54)
4A-Jasper (60)
3A-Marlin (61)
2A-Celina (42)
1A-Munday (93)

1990

5A-Fort Bend Willowridge (37)
4A-Bay City (43)
3A-Crystal City (32)
2A-Refugio (48)
1A-Munday (56)

1989

5A-Dallas South Oak Cliff (42)
4A-Dallas Hillcrest (32)
3A-Atlanta (52)
2A-Corrigan-Camden (61)
1A-Rotan (50)

1988

5A-Dallas South Oak Cliff (36)
4A-Silsbee (40)
3A-Cuero (41)
2A-Haskell (52)
1A-Munday (64)

1987

5A-Galveston Ball (42)



Katy Cinco Ranch - 2005 Conference 5A Boys Track & Field Team Champions



4A-Dallas Lincoln (55)
 3A-Giddings (40)
 2A-Refugio (56)
 1A-Karnack (52)

1986

5A-Galveston Ball (62)
 4A-Lubbock Estacado (40)
 3A-Columbus (52)
 2A-Alto (40)
 1A-Gruver (42)

1985

5A-Dallas Roosevelt (51)
 4A-Jasper (66)
 3A-Gladewater (49)
 2A-Three Rivers (42)
 1A-Munday (62)

1984

5A-Dallas Roosevelt (52)
 4A-Bay City (42)
 3A-Daingerfield (41)
 2A-Panhandle (48)
 1A-Bremond (58)

1983

5A-Dallas Roosevelt (50)
 4A-Lubbock Estacado (54)
 3A-Refugio (62)
 2A-Woodsboro (52)
 1A-Bremond (60)

1982

5A-Dallas South Oak Cliff (50)
 4A-Lubbock Estacado (52)
 3A-Refugio (44)
 2A-Woodsboro (46)
 1A-Snook (72)

1981

5A-Psadena Dobie (29)
 4A-Andrews/Brenham (30) *Tie
 3A-Refugio (40)
 2A-Kerens (63)
 1A-Snook (58)

1980

4A-Killeen (69)
 3A-Terrell (46)
 2A-Needville (64)
 1A-Ganado (42)
 B-Snook (80)

1979

4A-Killeen (52)
 3A-Bay City (56)
 2A-Needville (54)

1A-Timpson (40)
 B-Snook (58)

1978

4A-Killeen (35)
 3A-Brenham (44)
 2A-Columbus (50)
 1A-Mart (38)
 B-Wortham (62)

1977

4A-Galveston Ball (38)
 3A-Brenham (40)
 2A-Rockdale (46)
 1A-Karnack (50)
 B-Meridian (48)

1976

4A-Abilene (51)
 3A-Lampasas (40)
 2A-Columbus (40)
 1A-Memphis (46)
 B-Dallardsville Big Sandy (59)

1975

4A-Galveston Ball (36)
 3A-Jasper (40)
 2A-Hearne (40)
 1A-Schulenburg (56)
 B-Moody (51)

1974

4A-Fort Worth Dunbar (50)
 3A-Kilgore (62)
 2A-Hamlin (52)
 1A-Timpson (52)
 B-Rule (42)

1973

4A-Galveston Ball (56)
 3A-Monahans (53)
 2A-Hamlin (60)
 1A-Sonora (74)
 B-Rule (58)

1972

4A-Fort Worth North Side (40)
 3A-Mount Pleasant (46)
 2A-Sealy (50)
 1A-White Oak (54)
 B-Wall (60)

1971

4A-Port Arthur Lincoln (48)
 3A-Odessa Ector (56)
 2A-Sealy (46)
 1A-Crowell (54)
 B-Rule (40)

1970

4A-Dallas Lincoln (60)
 3A-Lubbock Estacado (43)
 2A-Caldwell (34)
 1A-Mart (43)
 B-Celina (70)

1969

4A-San Antonio Brackenridge (36)
 3A-Angleton (45)
 2A-Fort Worth Kilpatrick (68)
 1A-Lubbock Cooper (38)
 B-Celina (62)

1968

4A-Corpus Christi Moody (39)
 3A-Lubbock Dunbar (43)
 2A-Fort Worth Kilpatrick (102)
 1A-El Maton-Tidehaven (74)
 B-Vernon Lockett (62)

1967

4A-Spring Branch Memorial (54)
 3A-Odessa Ector (54)
 2A-Palacios (58)
 1A-El Maton Tidehaven (76)
 B-Vernon Lockett (56)

1966

4A-San Antonio Highlands (55)
 3A-Monahans (56)
 2A-Taylor (53)
 1A-Goldthwaite (67)
 B-Bartlett (50)

1965

4A-Corpus Christi Ray (41)
 3A-Liberty (54)
 2A-Pittsburg (42)
 1A-George West (38)
 B-Booker (51)

1964

4A-Abilene Cooper (31)
 3A-Kermit (69.5)
 2A-Liberty (51)
 1A-El Dorado (35)
 B-Booker (50)

1963

4A-Amarillo Tascosa (60)
 3A-Nederland (50)
 2A-Daingerfield (60)
 1A-Bloomington (35)
 B-Bartlett (52)



1962

- 4A-Baytown (53)
- 3A-Brownwood (40)
- 2A-Fort Stockton (63)
- 1A-Rotan (30)
- B-Longview Spring Hill (48)

1961

- 4A-Abilene (76)
- 3A-Andrews (64)
- 2A-Taylor (50)
- 1A-Bloomington (42)
- B-Lazbuddie (40)

- B-Weimar (30)

1956

- 2A-Houston Lamar (49)
- 1A-El Campo (38)
- B-Mont Belvieu Barbers Hill (36)

1955

- 2A-Baytown (38.5)
- 1A-Fort Stockton (34)
- B-Three Rivers (38)

1954

- 2A-Abilene (47)

1949

- CITY-Houston Reagan (53)
- 2A-Corpus Christi (62.33)
- 1A-Falfurrias (40)
- B-White Oak (72)

1948

- CITY-San Antonio Brackenridge (71)
- 2A-Austin High (104.5)
- 1A-Seminole (40)
- B-Junction (58)

1947

- Corpus Christi (46)

1946

- Houston Austin (46)

1945

- San Antonio Brackenridge (29)

1944

- San Antonio Jefferson (31.5)

1943

- Austin High (20.33)

1942

- San Antonio Jefferson (17)

1941

- Houston Davis (13)

1940

- Dallas Highland Park (13)

1939

- Brady (19)

1938

- Houston Milby (10)

1937

- Dallas Wilson (12)

1936

- Freeport (15)

1935

- Mont Belvieu Barbers Hill (10)

1934

- Port Arthur (14)

1933

- Port Arthur (11)



Junction - 1948 Conference B Boys Track & Field Team Champion

1960

- 4A-Abilene (51)
- 3A-Andrews (79)
- 2A-Bowie (57)
- 1A-Iowa Park (96)
- B-Bangs (83)

1959

- 4A-Abilene (55)
- 3A-Andrews (71)
- 2A-Wharton (48)
- 1A-Weimar (26)
- B-Wink (53)

1958

- 2A-Andrews (32)
- 1A-New Boston (36)
- B-White Oak (41)

1957

- 2A-Pasadena (46)
- 1A-Stamford (44)

- 1A-Andrews (54)
- B-Bangs (34)

1953

- 2A-Dallas Sunset (38)
- 1A-Brenham (56)
- B-Sugar Land (58)

1952

- 2A-Odessa (76)
- 1A-Brenham (50)
- B-Sugar Land (78)

1951

- 2A-Odessa (64)
- 1A-Brenham (74.33)
- B-Sugar Land (33)

1950

- CITY-Houston Lamar (77)
- 2A-Odessa (57)
- 1A-Brady (72.5)
- B-Rising Star (40)



- 1932**
Sherman (13)
- 1931**
Dallas Wilson (15)
- 1930**
Houston San Jacinto (15)
- 1929**
San Angelo (19)
- 1928**
Dallas Forest Avenue (12.5)
- 1927**
Electra (19.5)
- 1926**
San Antonio Main Street (13.5)
- 1925**
Abilene (13.5)
- 1924**
1A-Wichita Falls (23)
B-Corsicana State Home (15)
- 1923**
1A-Electra (21)
B-LaGrange (20)
- 1922**
1A-Austin High (16)
B-Alvin (15)
- 1921**
1A-Sherman (20)
B-Rosenberg (16)
- 1920**
1A-Dallas Forest Avenue (27)
B-Ferris (17.33)
- 1919**
1A-Electra (19)
B-Smithville (15)
- 1918**
1A-Hillsboro (29.5)
B-Fort Worth Masonic Home (32.5)
- 1917**
1A-Georgetown (16)
B-Timpson (22.5)

- 1916**
1A-Greenville (24)
B-Bangs (18)
- 1915**
1A-Greenville (22)
B-Indian Gap (24.75)
- 1914**
1A-Marlin (38)
B-Era (19.5)
- 1913**
Houston Central (26)
- 1912**
Beaumont (45)
- 1911**
Beaumont (45)

TEAM RECORDS

MOST TITLES

Overall

- | | | |
|----|---------------------------------------------|----|
| 1. | Refugio (1981-83,87,90,93-95,2000-01,22-23) | 12 |
| 2. | Abilene (1925,84,59-61,76,2001) | 7 |
| | Lancaster (2003-04,08-12) | 7 |
| | Munday (1985,88,90-91,2011-13) | 7 |
| 5. | Andrews (1954,58-61,81) | 6 |
| | Atlanta (1989,97,2002-04,17) | 6 |
| | Fort Bend Marshall (2015-16,18-19,22-23) | 6 |
| 8. | Four teams tied | 5 |



De'Metrius Paul - Munday

- 6A**
- | | | |
|----|-------------------------------------|---|
| 1. | Abilene (1925,84,59-61,76,2001) | 7 |
| 2. | Killeen (1978-80,91) | 4 |
| | Odessa (1950-52,92) | 4 |
| 4. | Conroe The Woodlands (1999,2017,18) | 3 |
| 5. | DeSoto (2011-12) | 2 |
| | Fort Bend Dulles (1952-53) | 2 |
| | Garland Rowlett (2008-09) | 2 |
| | Houston Lamar (1950,56) | 2 |
| | Humble Summer Creek (2021-22) | 2 |
| | Katy Cinco Ranch (2004-05) | 2 |
- 5A**
- | | | |
|----|------------------------------------------|---|
| 1. | Lancaster (2003-04,08-12) | 7 |
| 2. | Fort Bend Marshall (2015-16,18-19,22-23) | 6 |
| 3. | Galveston Ball (1973,75,77,86-87) | 5 |
| 4. | Brenham (1952-53,77,81) | 4 |
| 5. | Austin (1922,43,48) | 3 |
| | Dallas South Oak Cliff (1982,88-89) | 3 |
| 7. | Eight teams tied | 2 |
- 4A**
- | | | |
|----|----------------------------------|---|
| 1. | Andrews (1954,58-61,81) | 6 |
| 2. | Celina (1969-70,91,2012-13) | 5 |
| 3. | Cuero (1988,2005-06,08) | 4 |
| | Jasper (1975,85,91,97) | 4 |
| | Lubbock Estacado (1970,82-83,86) | 4 |
| 6. | Bay City (1979,84,90) | 3 |
| | West Orange-Stark (2009-11) | 3 |
| 8. | 10 teams tied | 2 |
- 3A**
- | | | |
|-----|-----------------------------------|---|
| 1. | Atlanta (1989,97,2002-04,17) | 6 |
| 2. | Corrigan-Camden (1989,2003,09,11) | 4 |
| | Daingerfield (1963,84,95,2010) | 4 |
| 4. | Bangs (1916,54,60) | 3 |
| | Brady (1939,50-51) | 3 |
| | Columbus (1976,78,86) | 3 |
| | Dallas Madison (1920,28,2007) | 3 |
| | Tatum (1994,96,2007) | 3 |
| | White Oak (1949,58,72) | 3 |
| 10. | Five teams tied | 2 |
- 2A**
- | | | |
|----|---------------------------------------------|----|
| 1. | Refugio (1981-83,87,90,93-95,2000-01,22-23) | 12 |
| 2. | Alto (1986,96,2004,14) | 4 |
| | Snook (1979-82) | 4 |
| 4. | Electra (1919,23,27) | 3 |
| | New Deal (2015-17) | 3 |
| | Timpson (1917,74,79) | 3 |
| | Woodsboro (1982-83,92) | 3 |
| 7. | Nine teams tied | 2 |
- 1A**
- | | | |
|----|--------------------------------|---|
| 1. | Munday (1985,88,90-91,2011-13) | 7 |
| 2. | Paducah (1996,97,2019,21,23) | 5 |
| | Rule (1971,73-74,2007-08) | 5 |



4.	Mertzon Irion County (2002-04)	3
	Rotan (1962,89,2006)	3
	Turkey Valley (2016-17,22)	3
7.	Bartlett (1963,66)	2
	Booker (1964-65)	2
	Water Valley (2015-16)	2
10.	10 teams tied	1

MOST INDIVIDUAL GOLD MEDALS

Overall

1.	Toya Jones, Refugio (1992-95)	13
2.	De'Metrius Paul, Munday (2010-13)	11
3.	Jim Anne Baker, Cisco (2001-03)	10
4.	Marquise Goodwin, Garland Rowlett (2007-09)	9
	Steve Lofton, Alto (1985-87)	9
	Jake Merrell, Turkey Valley (2015-18)	9
7.	Albert Booker, Trent (1999-01)	8
8.	Ernest Campbell, Refugio (2021-23)	7
	Christopher Harris, Elysian Fields (1999-01)	7
	Jeremy Jackson, Burton (2004-05)	7
	Willis Maxson, Beaumont (1911-12)	7
	Darnius Moore, Tatum (2005-07)	7

MOST MEDALS

Overall

1.	Refugio (11-G, 3-S, 3-B)	17
2.	Lancaster (7-G, 5-S, 4-B)	16
3.	Alto (4-G, 4-S, 3-B)	11
	Atlanta (6-G, 4-S, 1-B)	11
	Cuero (4-G, 2-S, 5-B)	11
6.	Abilene (7-G, 2-S, 1-B)	10
	Celina (5-G, 4-S, 1-B)	10
	Galveston Ball (5-G, 3-S, 2-B)	10
	Munday (7-G, 1-S, 2-B)	10
10.	Four teams tied	9

6A

1.	Abilene (7-G, 2-S, 1-B)	10
2.	Houston Lamar (2-G, 2-S, 4-B)	8
3.	Conroe The Woodlands (3-G, 1-S, 1-B)	5
	Houston Heights (1-G, 2-S, 2-B)	5
	Klein Forest (1-G, 1-S, 3-B)	5
	Odessa Permian (1-G, 3-S, 1-B)	5
7.	Eight teams tied	4

5A

1.	Lancaster (7-G, 5-S, 4-B)	16
2.	Galveston Ball (5-G, 3-S, 2-B)	10
3.	Fort Bend Marshall (6-G, 2-S, 1-B)	9
4.	Brenham (4-G, 3-S, 1-B)	8
5.	Austin (3-G, 4-S)	7
	Austin Northeast (1-G, 1-S, 5-B)	7
	Dallas South Oak Cliff (3-G, 3-B, 1-B)	7
	San Antonio Brackenridge (2-G, 2-S, 3-B)	7
9.	Three teams tied	6

4A

1.	Cuero (4-G, 2-S, 5-B)	11
2.	Celina (5-G, 4-S, 1-B)	10
3.	Dallas Lincoln (2-G, 4-S, 2-B)	8
	Jasper (4-G, 3-S, 1-B)	8
5.	Andrews (6-G, 1-B)	7
	Lubbock Estacado (4-G, 2-S, 1-B)	7
	West Orange-Stark (3-G, 3-S, 1-B)	7
8.	Brownwood (1-G, 4-S, 1-B)	6
	Dallas Carter (2-G, 1-S, 3-B)	6
	Giddings (2-G, 4-S)	6

3A

1.	Atlanta (6-G, 4-S, 1-B)	11
2.	Daingerfield (4-G, 1-S, 4-B)	9
	Dallas Madison (3-G, 3-S, 3-B)	9
4.	Brady (3-G, 2-S, 2-B)	7
	Corrigan-Camden (4-G, 1-S, 2-B)	7
	Rockdale (2-G, 3-S, 2-B)	7
	Tatum (3-G, 2-S, 2-B)	7
8.	Bangs (3-G, 1-S, 1-B)	5
	White Oak (3-G, 2-S)	5
10.	Three teams tied	4

2A

1.	Refugio (12-G, 3-S, 3-B)	18
2.	Alto (4-G, 4-S, 3-B)	11
3.	Marlin (2-G, 6-S, 2-B)	10
4.	Timpson (3-G, 2-S, 4-B)	9
5.	Mart (2-G, 3-S, 3-B)	8
6.	Woodsboro (3-G, 2-S, 2-B)	7
7.	Chilton (1-G, 1-S, 4-B)	6
8.	Six teams tied	5

1A

1.	Munday (7-G, 1-S, 2-B)	10
2.	Rotan (4-G, 3-S, 1-B)	8
	Rule (5-G, 3-B)	8
4.	Paducah (5-G, 1-S, 1-B)	7
5.	Bartlett (2-G, 2-S, 2-B)	6
6.	Garden City (1-G, 2-S, 1-B)	4
	Richland Springs (1-S, 3-B)	4
	Rising Star (1-G, 1-S, 2-B)	4
	Turkey Valley (3-G, 1-B)	4
10.	Five teams tied	3

MOST POINTS SCORED

Overall

1.	Austin, 1948	104.5
2.	Fort Worth Kilpatrick, 1968	102
3.	Iowa Park, 1960	96
4.	Munday, 2012	94
5.	Munday, 1991	93
6.	Water Valley, 2016	90
	Fort Bend Marshall, 2015	90
8.	Galena Park North Shore, 2010	88
9.	Fort Bend Marshall, 2019	86



Jake Merrell - Turkey Valley

10.	Two teams tied	85
-----	----------------	----

6A

1.	Galena Park North Shore, 2010	88
2.	Houston Lamar, 1950	77
3.	Abilene, 1961	76
	Odessa, 1952	76
5.	Galena Park North Shore, 2011	73
6.	San Antonio Brackenridge, 1948	71
7.	Humble Summer Creek, 2022	70
	Garland Rowlett, 2008	70
9.	Killeen, 1980	69
10.	Conroe The Woodlands, 2018	68

5A

1.	Austin, 1948	104.5
2.	Fort Bend Marshall, 2015	90
3.	Fort Bend Marshall, 2019	86
4.	Manvel, 2017	85
5.	Lancaster, 2004	79
	Andrews, 1960	79
7.	Austin Northeast, 1992	78
8.	Brady, 1951	74.33
9.	Lancaster, 2010	72
	Lancaster, 2003	72

4A

1.	Fort Worth Kilpatrick, 1968	102
2.	Waco La Vega, 2021	82
3.	Celina, 2012	80
4.	Sugar Land, 1952	78
5.	Brady, 1950	72.5
6.	Waco La Vega, 2019	70



BOYS TRACK AND FIELD

RECORDBOOK

- 7. Atlanta, 2003 69
- 8. Fort Worth Kilpatrick, 1969 68
- 9. Cuero, 2006 67
- Atlanta, 1997 67

3A

- 1. Iowa Park, 1960 96
- 2. Refugio, 2000 80
- 3. Refugio, 1994 79
- 4. Refugio, 1995 78
- Refugio, 1993 78
- 6. Refugio, 2001 77
- 7. El Maton Tidehaven, 1967 76
- 8. Sonora, 1973 74
- El Maton Tidehaven, 1968 74
- 10. Two teams tied 72

2A

- 1. Munday, 2012 94
- 2. Munday, 1991 93
- 3. Munday, 2013 85
- 4. Banga, 1960 83
- 5. Calvert, 1991 82
- 6. Snook, 1980 80
- 7. New Deal, 2016 78
- Chilton, 1993 78
- 9. Refugio 77
- 10. Milano, 2018 74

1A

- 1. Water Valley, 2016 90
- 2. Turkey Valley, 2017 76
- 3. Turkey Valley, 2018 72
- 4. Lenorah Grady, 2013 62
- 5. Water Valley, 2015 61
- 6. Paducah, 2023 60
- Paducah, 2019 60

- 8. Bronte, 2014 58
- 9. Paducah, 2021 56
- 10. Blum, 2017 52

WINNING MARGIN

Overall

- 1. Fort Worth Kilpatrick, 1968 92
- 2. Austin, 1948 71.5
- 3. Iowa Park, 1960 59
- 4. Munday, 2012 57
- 5. Snook, 1980 50
- Sugar Land, 1952 50
- 7. Turkey Valley, 2016 46
- Refugio, 1995 46
- 9. Munday, 2013 45
- 10. Two teams tied 44

6A

- 1. Odessa, 1952 42
- 2. Killeen, 1980 35
- 3. Abilene, 1961 33
- 4. Galveston Ball, 1986 32
- 5. Odessa, 1951 30
- 6. Katy Cinco Ranch, 2004 27
- 7. Fort Worth Wyatt, 1998 26
- 8. Galena Park North Shore, 2010 24
- Dallas Kimball, 1996 24
- Galveston Ball, 1973 24

5A

- 1. Austin, 1948 71.5
- 2. Lancaster, 2004 43
- 3. Copperas Cove, 2007 37
- Andrews, 1959 37
- 5. Fort Bend Marshall, 2015 36
- Houston Forest Brook, 2001 36

- 7. Lancaster, 2010 34
- Andrews, 1960 34
- 9. Andrews, 1954 33
- 10. Jasper, 1997 32

4A

- 1. Fort Worth Kilpatrick, 1968 92
- 2. Sugar Land, 1952 50
- 3. Waco La Vega, 2021 42
- 4. Atlanta, 1997 35
- 5. Brady, 1950 30.5
- 6. Fort Stockton, 1962 29
- 7. Waco La Vega, 2019 28
- 8. Wimberley, 2022 25
- Sugar Land, 1953 25
- 10. Atlanta, 1989 24

3A

- 1. Iowa Park, 1960 59
- 2. Refugio, 1995 46
- 3. White Oak, 1949 44
- 4. Sonora, 1973 42
- 5. Celina, 2001 41
- 6. El Maton Tidehaven, 1968 38
- 7. Refugio, 1993 34
- 8. El Maton Tidehaven, 1967 32
- 9. Goldthwaite, 1966 31
- 10. Refugio, 2000 24

2A

- 1. Munday, 2012 57
- 2. Snook, 1980 50
- 3. Munday, 2013 45
- 4. New Deal, 2016 44
- 5. Chilton, 1993 43
- 6. Bremond, 1983 31
- Vernon Lockett, 1967 31
- 8. Refugio, 2022 30
- 9. Three teams tied 28

1A

- 1. Turkey Valley, 2016 46
- 2. Turkey Valley, 2018 38
- 3. Turkey Valley, 2017 24
- 4. Paducah, 2019 22
- 5. Bronte, 2014 18
- 6. Paducah, 2021 16
- Water Valley, 2015 16
- 8. Lenorah Grady, 2013 14
- 9. Paducah, 2023 12
- 10. Turkey Valley, 2022 1



Munday - 2012 Conference 1A Boys Track & Field Team Champions



Legend

* - Metric time converted to Fully Automatic Time

- Yards converted to Hand-Timed Metric Equivalent

& - Wind-aided (2.0 meters/sec)

State record in *Italics* for the following events: 100-meter dash, 200-meter dash, 110/100-meter hurdles, Long Jump, Triple Jump (Wind-aided times/distances not eligible for state record)

3,200-METER RUN

6A

1. Reese Vannerson, Hou. Strake Jesuit, 2023 8:49.10
2. Reed Brown, Southlake Carroll, 2016 8:50.43
3. Samuel Worley, Comal Canyon, 2016 8:51.44
4. Eric Henry, Conroe McCullough, 1987 8:52.20
5. Ryan Schoppe, LaPorte, 2019 8:52.73
6. Craig Lutz, Lewisville Marcus, 2011 8:52.91
7. Colby Lowe, Southlake Carroll, 2008 8:53.32
8. Parker Stinson, Cedar Park, 2009 8:54.70
9. Read Connor, The Woodlands, 2009 8:55.25
10. James Webb, Houston Strake Jesuit, 2009 8:55.39

5A

1. Adam Burlison, Grapevine, 2023 8:54.47
2. Ayden Granandos, McAllen Memorial, 2023 8:57.29
3. Carter Blunt, Frisco Independence, 2016 8:58.86
4. Cruz Gomez, PSJA Memorial, 2019 9:02.17
5. Carter Blunt, Frisco Independence, 2015 9:02.98
6. Graydon Morris, Aledo, 2019 9:03.67
7. Will Antkowiak, Brenham, 2010 9:07.60
8. Walker St. John, Grapevine, 2022 9:07.78
9. Logan Sherman, Richardson Pearce, 2004 9:08.14
10. Cameron Kleiman, Austin Johnson, 2019 9:08.65

4A

1. Judson Greer, Melissa, 2019 9:06.00
2. Richey Gallegos, Crystal City, 1990 *9:12.80
3. Carlo Martinez, Gatesville, 2023 9:14.32
4. Eddie Rocha, Clint, 1990 *9:16.50
5. Alejandro Ruiz, Elgin, 2004 9:16.83
6. Eli Peveto, LC-Mauriceville, 2019 9:17.64
7. Jonathon Taylor, Lub. Roosevelt, 2001 9:19.22
8. Cesar Gonzalez, Lytle, 2013 9:19.78
9. Edwin Munoz, Kaufman, 2013 9:19.84
10. Lathan Lewter, Canyon, 2023 9:20.19

3A

1. Noah Strohmman, Holliday, 2023 9:11.73
2. David Soto, Winnsboro, 2023 9:12.85
3. Wyatt Hoover, Poth, 2022 9:15.46
4. Crawford Kiser, Amarillo River Road, 2022 9:17.41
5. Jeffrey Butts, Whitesboro, 2016 9:18.73
6. Buster Roberts, Luling, 2016 9:22.23
7. Roger Hoelscher, Rosebud-Lott, 1988 *9:25.90
8. Will Boyce, Onalaska, 2021 9:27.31
9. Cody Campbell, Gunter, 2012 9:27.37



Brandon Passman - Guthrie

10. Brad Patterson, Albany, 1987 *9:27.60

2A

1. Julian Acuna, Agua Dulce, 2001 9:22.03
2. Caleb Lengefield, Hamilton, 2022 9:27.20
3. Caden Thurman, Wolfe City, 2023 9:33.92
4. Junior Alafa, Paducah, 1988 *9:38.00
- Junior Alafa, Paducah, 1987 *9:38.00
6. Trent Pepper, Gail Borden County, 2001 9:38.34
7. Abraham Morales, Brackett, 2021 9:40.58
8. Steve Quintanilla, Sundown, 2017 9:41.37
9. Stacey Whitt, Alvord, 1983 *9:41.90
10. Stephen Shifflett, Graford, 1991 *9:42.00

1A

1. Brandon Passman, Guthrie, 2021 9:16.59
2. Isaiah Billingsley, Tilden McMullen Co., 2021 9:23.42
3. Austin Zirkel, Medina, 2018 9:37.69
4. Jake Merrell, Turkey Valley, 2017 9:38.23
5. Austin Zirkel, Medina, 2017 9:45.75
6. Cash Kunkel, Burton, 2016 9:48.34
7. Jordan Zarate, Spur, 2019 9:49.20
8. Isaiah Billingsley, Cumby Miller Grove, 2019 9:49.45
9. Klay Howard, Covington, 2019 9:50.42
10. Dustin Dominey, Spur, 2016 9:51.69

4x100-METER RELAY

6A

1. Fort Worth Wyatt, 1998 (Milton Wesley, Montie Clopton, Michael Franklin, DeMario Wesley) 39.76
2. Katy Seven Lakes, 2018 (Thomas Pratt, Lance Broome, Chris Williams, Jahquan Bloomfield) 39.80
3. Duncanville, 2022 (Caden Durham, Pierre Goree, Donte Hamilton, Jaylen Washington) 39.98
- Conroe The Woodlands, 2018 (DeAngelo Alexander,

- Jake Lanier, Ethan Bonner, Kesean Carter) 39.98
5. Klein Forest, 2023 (Jaden Galloway, Parker Jenkins, Ahmir Robinson, Jelani Watkins) 40.01
6. Houston Eisenhower, 2006 (Randy Johnson, Otis Johnson, Frank Eugene, Brandon Myers) 40.05
7. Arlington Bowie, 2003 (Brandon Foster, Robert Smith, Devon Campbell, Ryan Palmer) 40.06
8. Cedar Hill, 2018 (Vincent Young, Quinshone Bright, Cameron Fleming, Josh Fleeks) 40.08
9. DeSoto, 2012 (Bryson Echols, Don'tre Wilson, Tremayne Acy, Ridge Jones) 40.09
10. Klein Forest, 2022 (Jaden Galloway, Jacob Compton, Perker Jenkins, Jelani Watkins) 40.11

5A

1. Port Arthur Memorial, 2017 (Ireon Brown, Kary Vincent, Xavier Hull, Deandre Angelle) 39.80
2. Jasper, 1991 (Charles Adams, Terrance Davis, John Davis, Brian Bronson) *40.04
3. Marvel, 2017 (Caleb Jolivette, Kameron Scott, Aaron Johnson, Jaren Colbert) 40.08
4. Fort Bend Marshall, 2016 (Cederian Lynch, Shamon Ehiemua, Jaramiz Whitaker, John Isorn) 40.13
5. Mansfield Legacy, 2018 (Jais Smith, Ife Adeyi, Michael Chin, DeMauryon Holmes) 40.17
6. Fort Bend Marshall, 2019 (Bryson Stubblefield, Devon Achane, Korey King, Dalevon Campbell) 40.24
7. Lancaster, 2004 (Timothy King, Kenric Gilbert, Joseph Thomas, Rodrick Stewart) 40.28
8. Red Oak, 2023 (Durrell Collins, Cameron Cleveland, Rodney Malone, Brayden Robinson) 40.29
9. Fort Worth Dunbar, 1999 (James Shaw, Jerrod Braziel, James Hall, Jerome Braziel) 40.30
10. Lancaster, 2017 (LT Jessie, Kevontre Bradford, Jordan Hollis, Tylin Jackson) 40.31



BOYS TRACK AND FIELD

RECORDBOOK

4A

1. Waco La Vega, 2021 (Ara Rauls, Ja'Brian Bouye, Jeremiah Fisher, Jesse Major) 40.71
2. West Orange-Stark, 2011 (Edward Ivory, Justin Thomas, Phillip Jones, Mark Roberts) 40.89
3. La Grange, 2021 (Dana Baker, Trey East, Jordan Scott, Bravion Rogers) 40.94
4. Giddings, 1998 (Anthony Francis, Jermaine Cooper, Philip Mannie, Jason Hodge) 41.02
5. Fort Worth Kirkpatrick, 1968 (N/A) #*41.04
6. Waco La Vega, 2019 (Demarquese Hayes, Terance Hogan, Quintaveon Mason, Jesse Majors-Sterling) 41.10
- Forney, 2001 (CJ Tomilson, TJ Gilmer, Ty Gerner, DaBryan Glanton) 41.10
8. Columbus, 1978 (Glen Scott, Charles Love, Jay Toliver, Willie Toliver) *41.14
9. Gilmer, 2023 (Tyson Wilson, Rohan Fluellen, Ta'Erik Tate, Will Henderson) 41.15
10. Hooks, 1999 (Matt Bloxom, Kevin Griffin, Johnny Forte, Tyrell Wyse) 41.20

3A

1. Kerens, 2006 (Byron Mitchell, Ontario Jefferson, Aaron Gooden, Fred Cumby) 41.13
2. Grapeland, 1990 (Markis Lewis, Gerald Butler, Raymond Hicks, Dewayne Simpson) *41.14
3. Atlanta, 2023 (Cooper Swanson, Markeylin Batton, Isaiah Chandler, JaBranden Wells) 41.23
4. Arp, 2006 (Trumaine Jones, Brandon Batiste, Aldon Greenhouse, Brandon Dudley) 41.30
5. Alto, 2001 (Jermichael Thacker, Marquese Tyler, Johnny Thacker, Matt Hackney) 41.43
6. Refugio, 1993 (Pete Perez, Roy Herron, Dana Robinson, Toya Jones) *41.44
7. Alto, 2004 (Gerald Ligon, Harvey Parker, Steven Brown, Johnny Thacker) 41.46
8. Hempstead, 2007 (Xavier Smith, Terrence Toliver, Chris Busby, Chris Tate) 41.54
9. Dallas Madison, 2017 (Desmond Scott, Antonio Gage, David Butler, Danny Gray) 41.61
- Rosebud-Lott, 2014 (Juwon Roberson, D. J. Johnson, Artis Johnson, Andrew Moore) 41.61

2A

1. Chilton, 1993 (Jason Sterling, Kevin Burkley, Kerry Burkley, Bert Robinson) *41.84
- Calvert, 1991 (Rodney Jernigan, Keith Taylor, Coylin Grimes, Roderick Smith) *41.84
3. Shiner, 2019 (Devin Lehnert, Trevor Haynes, Zane Rhodes, Donyai Taylor) 41.88
- Alto, 2014 (Jaylon Clark, JavieOntae Mumphrey, Jyrant Shaw, Anfernee Black) 41.88
5. Refugio, 2022 (Antwaan Gross, Jordan Kelley, Marvin Fox, Ernest Campbell) 41.93
6. Refugio, 2023 (Karson Herring, Jason Moore, Isaiah Avery, Ernest Campbell) 41.95

7. Paducah, 1997 (Glendale Hurd, Jason Poteet, Jonathan Walker, Clearance Thomas) 42.02
8. Spur, 1995 (Bear Long, Michael Kelley, Cory Childers, Monty Thomason) 42.04
- Vernon Lockett, 1968 (N/A) #*42.04
10. Munday, 2013 (Garrett Weaver, Trey Stinnett, Rodrick Taylor, De'Metrius Paul) 42.05

1A

1. Paducah, 2023 (Joshua Gonzales, Cord Piper, Jaden Frawner, Jakyen Wright) 42.80
2. Paducah, 2021 (Jimmy Rogers, Darius Flemons, Cord Piper, Mark Flemons) 42.99
3. Turkey Valley, 2022 (Adrian Vales, Parker Hartman, Jaxon Edwards, Blake Beard) 43.04
- Cross Plains, 2022 (Noah Moses, Ryan Reed, Cason Allen, Ryan Hopkins) 43.04
5. Water Valley, 2015 (Tyler Simmons, Jeremy Jackson, Kade York, Cody Zuniga) 43.13
6. Water Valley, 2016 (Jancen Power, Jeremy Jackson, Asher Rogers, Tyler Simmons) 43.26
7. Paducah, 2022 (Joshua Gonzales, Deftlon Flemons, Cord Piper, Jimmy Rogers) 43.29
8. Paducah, 2013 (Cody Austin, Oscar Mathis, Devron Brisco, Austin Parton) 43.56
9. Calvert, 2016 (Coylin Grimes, Christopher Luster, Frederick Darnell, Carnell Thompson) 43.58
10. Water Valley, 2014 (Tyler Simmons, Connor Copley, Kade York, Cody Zuniga) 43.62

800-METER RUN

6A

1. Jonathan Johnson, Abilene, 2001 1:48.21
2. Sam Worley, Comal Canyon, 2017 1:48.25
3. Jacob Hernandez, Magnolia, 2004 1:48.48
4. Dave Morton, Houston Memorial, 1967 #*1:48.74
5. Hector Hernandez, Killeen Ellison, 2012 1:49.33
6. Bryce Hoppel, Midland, 2016 1:49.67
7. Gilbert Contreras, El Paso, 1988 *1:49.94
8. Xavier Moss, Houston Westside, 2012 1:49.99
9. Adam Davis, Klein, 2000 1:50.10
10. Lewis Lacy, Killeen Ellison, 1988 *1:50.24

5A

1. Derrick Small, Dickinson, 1995 1:49.41
2. Leonel Manzano, Marble Falls, 2004 1:51.12
3. Charles Wilson, Crosby, 1988 *1:51.14
- Tommy Roberts, Hallsville, 1983 *1:51.14
5. Jeffrey Moore, Carrollton Smith, 2014 1:51.27
6. John Good, Jasper, 1987 *1:51.34
7. Gene Westmoreland, Lamesa, 1962 #*1:51.54
8. Matt Dunn, Buda Hays, 1985 *1:51.74
9. Daniel Pessing, Keller, 2000 1:51.85
10. Luke Moffitt, Crandall, 2023 1:51.95

4A

1. Todd Harbour, Port Isabel, 1977 #*1:51.14
2. Chris Ibarra, Atlanta, 2013 1:52.21
3. Keith Pierce, Childress, 1998 1:52.27
4. Chris Ibarra, Atlanta, 2012 1:52.45
5. Michael Blair, Yoakum, 1987 *1:52.84
6. Doug Glover, Diboll, 1982 *1:53.04
7. Todd Harbour, Port Isabel, 1976 #*1:53.24
8. Victor Aviles, Burnet, 2023 1:53.36
9. Antwaine Williams, New Boston, 1998 1:53.37
10. Four athletes tied *1:53.44

3A

1. Jeremy Stallings, Stanton, 1993 *1:49.34
2. Chase Lehr, Breckenridge, 2023 1:51.82
3. Jeremy Stallings, Stanton, 1992 *1:52.04
4. Trent Sharp, DeLeon, 1984 *1:52.64
5. Lucas Rizo, Crane, 2023 1:53.27
6. David Gallander, Hardin, 1974 #*1:53.74
7. Grant May, Celina, 2001 1:53.98
8. Jeremy Stallings, Stanton, 1991 *1:54.14
9. Ronnie Umberhagen, LR Academy, 1998 1:54.20
10. Trent Sharp, Clarendon, 1985 *1:54.34

2A

1. Dallas Rushing, Axtell, 2013 1:52.24
2. Mikel Escobar, Ben Bolt-Palito Blanco, 2017 1:54.32
3. J.B. Sonny Rollo, Lovelady, 1970 #*1:54.54
4. William Roberts, Sanderson, 2012 1:54.75
5. Mikel Escobar, Ben Bolt-Palito Blanco, 2016 1:55.07
6. Roger Reed, Gunter, 1988 *1:55.24
7. Quentin Mayes, Normangee, 1989 *1:55.34
8. Danny Kittley, Rule, 1982 *1:55.44
9. Jhoan Menjivar, Plains, 2023 1:55.45
10. Lyn Shackelford, Marathon, 1985 *1:55.54

1A

1. Jake Merrell, Turkey Valley, 2018 1:51.71
2. Jake Merrell, Turkey Valley, 2017 1:54.10
3. Jake Merrell, Turkey Valley, 2016 1:55.11
4. Kade Cowan, Buckholts, 2014 1:55.40
5. Isaiah Billingsley, Tilden McMullen Co., 2022 1:55.62
6. Nathan George, Cumby Miller Grove, 2014 1:56.53
7. Jake Merrell, Turkey Valley, 2015 1:57.05
8. Jesse Roberts, Sanderson, 2015 1:57.54
9. Christian Gonzalez, Sulphur Bluff, 2023 1:57.63
- Nathan Galuppo, Abbott, 2019 1:57.63

110-METER HIGH HURDLES

6A

1. Bary Richards, Humble Summer Creek, 2021 &13.31
2. Dennis Brantley, Houston Worthing, 1980 *13.34
3. Marcus McWilliams, Pflugerville, 2015 &13.37
- Isaiah Lucas, Cypress Falls, 2015 &13.37
5. Eric Edwards, Langham Creek, 2017 13.39



6. Chevis Armstead, DeSoto, 2015 &13.40
7. Alex Chukwukelu, North Forney, 2023 13.42
Oscar Spurlock, Dallas Carter, 2006 &13.42
9. Brandon Tucker, Lewisville, 2008 &13.44
10. Jason Richardson, Cedar Hill, 2004 13.46

5A

1. Tony Brown, Beaumont Ozen, 2013 13.40
2. Kendall Sheffield, FB Marshall, 2015 13.42
3. Kendrick Smallwood, Mesquite Poteet, 2022 &13.44
4. Kendrick Smallwood, Mesquite Poteet, 2021 &13.47
5. Robert Teer, Arlington Seguin, 2018 &13.48
6. Arveyon Davis, FB Marshall, 2023 13.55
Robert Griffin, Copperas Cove, 2007 13.55
8. Cameron Lacour, Dayton, 2009 13.58
9. Garrett Gibson, MB Barbers Hill, 2018 &13.59
10. Dominic Houston-Shepard, FB Marshall, 2018 &13.60

4A

1. Jermaine Cooper, Giddings, 1998 13.53
2. Jarvis Anderson, Taylor, 2023 13.64
Lorenzo Johnson, Mineral Wells, 2011 13.64
Ray Hutchinson, Refugio, 1983 *13.64
5. Damius Moore, Tatum, 2006 &13.73
6. Tony Brooks, Rockdale, 1985 *13.74
7. Dion Cooper, Giddings, 2002 &13.78
8. Tony Francis, Giddings, 2001 13.79
9. Quentin Zapata, Devine, 2019 13.84
Ray Hutchinson, Refugio, 1982 *13.84

3A

1. Damius Moore, Tatum, 2007 13.69



Matthew Boling - Houston Strake Jesuit

2. Carl Swierc, Falls City, 1970 #*13.84
Steven Jones, Lexington, 2006 &13.84
4. Derek Spears, Manor, 1992 *14.04
Derek Spears, Manor, 1991 *14.04
Arthur Smith, Refugio, 1987 *14.04
Raymond Johnson, Royal, 1978 *14.04
8. Bryan Brysch, Three Rivers, 1985 *14.14
Paul Whitmil, Arp, 1982 *14.14
Alfred Mitchell, Big Sandy, 1979 *14.14

2A

1. Garrett Thomas, Gail Borden County, 2006 &13.83
2. Cale Kassen, Valley View, 2018 &13.91
3. Cale Kassen, Valley View, 2019 14.12
4. Tyson McKinney, Spur, 2000 14.14
5. Westin Williams, Wellington, 2009 &14.15
6. Bobby Dockins, Munday, 1991 *14.24
7. Jkoby Williams, Beckville, 2023 14.26
8. Barry Johnson, Amherst, 1984 *14.34
Barry Johnson, Amherst, 1983 *14.34
10. Adam Hill, Albany, 2023 14.36

1A

1. Gary Farquhar, Throckmorton, 2013 14.31
2. Deftlon Flemons, Paducah, 2022 &14.53
3. Jacob Cole, Spur, 2019 &14.55
4. Braxton Ethridge, Earth Springlake, 2022 &14.59
Morgan Whitfield, Iredell, 2018 &14.59
6. Morgan Whitfield, Iredell, 2019 &14.63
7. Grant McLain, Channing, 2014 &14.66
8. Cord Piper, Paducah, 2023 14.68
9. Sawyer Francis, Silverton, 2023 14.72
10. Cord Piper, Paducah, 2022 &14.74

100-METER DASH

6A

1. Jose Garcia, Harlingen, 2021 &9.998
2. Connor Washington, Woodlands Coll. Park, 2021 &9.999
3. Prezel Hardy, Killeen Ellison, 2009 &10.08
Edorian McCullough, North Garland, 2002 &10.08
5. Matthew Boling, Houston Strake Jesuit, 2019 10.13
6. Henry Neal, Greenville, 1990 *10.14
Greg Sholars, FW Southwest, 1984 *10.14
8. De'montray Callis, Alief Taylor, 2021 &10.15
Jaylon Hicks, GP North Shore, 2011 &10.15
10. Omari Walker, McKinney, 2021 &10.16

5A

1. Brendan Christian, Austin Northeast, 2002 10.15
2. Ivory Williams, Beaumont, 2003 &10.16
3. Che Nwabuko, Manor, 2022 &10.17
4. Keanu Jones, Brenham, 2021 &10.23
Keishawn Everly, FW Trimble Tech, 2018 &10.23
6. Joe DeLoach, Bay City, 1984 *10.24
7. Caleb Jolivette, Manvel, 2017 10.31

- Trey Griffin, Lockhart, 2001 10.31
- Tory Mitchell, Big Spring, 1999 10.31
- Thomas Donley, Frisco Leb. Trail, 2021 &10.31

4A

1. Kalon Barnes, Silsbee, 2018 &10.04
2. Kalon Barnes, Silsbee, 2017 10.22
3. Brice Turner, Bay City, 2022 &10.25
4. DaBryan Blanton, Forney, 2002 &10.26
5. Will Henderson, Gilmer, 2023 10.28
6. Ryan Martin, Stafford, 2019 10.34
Roman Turner, Wichita Falls Hirschi, 2017 10.34
8. Trey Franks, West Orange-Stark, 2009 &10.36
9. Jason Hodge, Giddings, 1999 10.37
10. Lewis Hyman, Hearne, 2000 10.39

3A

1. Brenen Thompson, Spearman, 2022 &10.24
2. Demari Wilson, Whitney, 2021 10.38
3. Brenen Thompson, Spearman, 2021 10.40
4. Toya Jones, Refugio, 1994 *10.44
5. Quan Cosby, Mart, 2001 10.46
6. Quentin Dancer, West, 2015 &10.50
Colt Davis, Aubrey, 2006 &10.50
8. Davion Bynaum, Cameron Yoe, 2019 10.51
Luke McMullen, Jefferson, 2023 &10.51
10. Johnny Mosley, Elysian Fields, 1997 10.52

2A

1. Ernest Campbell, Refugio, 2023 &10.22
2. Ernest Campbell, Refugio, 2022 &10.32
3. Stanley Kerr, Snook, 1985 *10.34
4. Jared Brackens, Kerens, 2022 &10.37
5. Stanley Kerr, Snook, 1984 *10.44
6. Joe Williams, Bremond, 2016 10.58
7. Sean Roundtree, Baird, 2003 &10.59
8. Joe Williams, Bremond, 2017 10.61
9. Ernest Campbell, Refugio, 2021 &10.63
Ryan Adkins, Roscoe Highland, 2006 &10.63

1A

1. La'Travion Mays, Burkeville, 2021 &10.69
2. Kaige Covington, Roby, 2021 &10.75
3. Zane Capps, Richland Springs, 2021 &10.81
4. Ty Mann, Richland Springs, 2014 &10.87
5. Oscar Mathis, Paducah, 2015 10.88
Chase Thompson, Rule, 2018 &10.88
7. Micah Teague, Lefors, 2021 &10.89
Logan Wheeler, Blanket, 2018 &10.89
9. La Tavion Mays, Burkeville, 2022 10.95
10. Zach Hatcher, Gilmer Union Hill, 2021 &10.98

4x200-METER RELAY

6A

1. Conroe The Woodlands, 2018 (Ethan Bonner, Jake



Refugio - 2022 Conference 2A Track & Field 4x200-meter Relay Champions

1. Lanier, DeAngelo Alexander, Kesean Carter) 1:23.25
2. Klein Forest, 2022 (Jaden Galloway, Jacob Compton, Ahmir Robinson, Jelani Watkins) 1:23.37
3. Katy Seven Lakes, 2018 (Lance Broome, Thomas Pratt, Chris Williams, Jahquan Bloomfield) 1:23.42
4. Converse Judson, 2018 (Richard Kuykendoll, DreQuan Crawford, Shawn Richburg, Kenyon Morgan) 1:23.58
5. Conroe The Woodlands, 2017 (Ethan Bonner, Jacob Barrett, Jake Lanier, Kesean Carter) 1:23.81
6. Duncanville, 2022 (Chris Hicks, Pierre Goree, Caden Durham, Jaylen Washington) 1:23.90
7. Fort Bend Hightower, 2007 (Isaiah Sweeny, Cleon Davis, Ugonna Amarikwa, Clyde Lee) 1:23.92
8. Duncanville, 2023 (Elijah Beal, Jaylen Washington, Caden Durham, DaKorean Moore) 1:23.95
9. Converse Judson, 2017 (Joshua West, Chris Mills II, Shawn Rochburg, Kenyon Morgan) 1:23.97
10. Cedar Hill, 2021 (Kaleb Green, Robert Richardson, Decorey Warre, Diallo Good) 1:23.99

5A

1. Fort Bend Marshall, 2019 (Bryson Stubblefield, Corey King, Dalevon Campbell, Devon Achane) 1:23.38
2. Port Arthur Memorial, 2017 (Xavier Hull, Ireon Brown, Deandre Angelle, Kary Vincent) 1:23.52
3. Fort Bend Marshall, 2022 (Michael Patterson, Gerard Holmes, Jonathan Howard, Kameron Williams) 1:23.60
4. Fort Bend Marshall, 2015 (Cederian Lynch, Amere Lattin, Kendall Sheffield, Shamon Ehiemua) 1:24.01
5. Manvel, 2017 (Aaron Johnson, Jaren Colbert, Kameron Scott, Caleb Jolivet) 1:24.05
6. Fort Bend Marshall, 2016 (Cederian Lynch, Jeremy Smith, Jamaiz Whitaker, Shamon Ehiemua) 1:24.19
7. Mansfield Legacy, 2018 (Michael Chin, Jaia Smith, Ife Adeyi, DeMauryon Holmes) 1:24.21
8. Texarkana, 2014 (Jacorian Walker, Treveon

- Walker, Travonne Monk, Kevin Harris) 1:24.26
9. Waxahachie, 2016 (Jalen Reagor, Keontrey Jackson, D'Amonte Wilson, Kenedy Snell) 1:24.27
10. Fort Bend Marshall, 2018 (Dalevon Campbell, Corey King, Henry Thomas, Devon Achane) 1:24.29

4A

1. Waco La Vega, 2021 (Ara Rauls, Soi'Dreveon Degrate, Jai'Brian Bouye, Jesse Majors) 1:24.61
2. La Grange, 2021 (Dana Baker, Trey East, Jordan Scott, Bravion Rogers) 1:24.89
3. Gilmer, 2015 (Charles Grimmatt, Kris Boyd, Nick Smith, Chase Tate) 1:25.49
4. Waco La Vega, 2019 (Terance Hogan, Sol'Dreveon, Quintaveon Mason, Jesse Majors-Sterling) 1:25.80
5. Paris, 2013 (Josh Reynolds, Joe Wallace, Donte Bills, Sed Ellis) 1:25.82
6. West Orange-Stark, 2011 (Mark Roberts, Edward Ivory, Justin Thomas, Phillip Jones) 1:25.86
7. Atlanta, 2003 (John Blaylock, Dallas Washington, Calvin Graham, Lacori Johnson) 1:25.89
8. Gilmer, 2023 (Tyson Wilson, Rohan Fluellen, Ta'Erik Tate, Will Henderson) 1:25.90
9. Dallas Madison, 2007 (Bobby Hicks, Broderick Ross, Larry Johnson, Shawnbrey McNeal) 1:25.98
10. West Orange-Stark, 2013 (Maurice Morris, Chris James, ThoMarcus Fontenot, Colin Janice) 1:26.14

3A

1. Dallas Life Oak Cliff, 2017 (Brian Thomas, Jaquan Tatum, Daelon Glenn, Austin Clark) 1:26.31
2. Corrigan-Camden, 2009 (Eric Durham, Chris Drayton, JoCourtney Johnson, Kameron Horace) 1:26.46
3. Crockett, 2012 (Denell Parker, Jaderrion Simon, De'Yasim Warfield, Kabroderan Handsborough) 1:26.88
4. Daingerfield, 2014 (Denzil Mims, Calvin Bryant,

- Jordan Miles, Keynon Whetstone) 1:26.94
- Arp, 2007 (Alfreddie Mauldin, Trumaine Jones, Lavocheya Cooper, Lemarcus Teal) 1:26.94
- Alto, 2004 (Harvey Parker, Gerald Ligon, Steven Brown, Johnny Thacker) 1:26.94
7. Rosebud-Lott, 2014 (Andrew Moore, D.J. Johnson, Juwon Roberson, Artis Johnson) 1:26.95
8. Karnes City, 2013 (Philip Vaughan, Paul Kinney, Kenneth Glenn, Dontrell Lyons) 1:27.02
9. Hempstead, 2007 (Xavier Smith, Chris Busby, Terrence Toliver, Chris Tate) 1:27.08
10. NL West Rusk, 2023 (Ty'Mitchric Harper, Gernemiah Smith, William Jackson, Andon Mata) 1:27.12

2A

1. Refugio, 2022 (Jordan Kelley, Marvin Fox, Jason Moore, Ernest Campbell) 1:28.09
2. Shiner, 2021 (Jayden Carson, Zane Rhodes, Trevor Haynes, Dalton Brooks) 1:28.29
3. Collinsville, 2011 (David Byrom, Scott Ragsdale, Parrish Roberts, Chris Carney) 1:28.38
4. Mason, 2023 (Ryne Todd, Isaiah Bishop, Carlton Schmidt, Suttan Silerio) 1:28.39
5. New Deal, 2016 (Tre Patton, Mark Adams, Jai Manahan, Sebastian Hartless) 1:28.44
6. Shiner, 2019 (Devin Lehnert, Zane Rhodes, Trevor Haynes, Donyai Taylor) 1:28.47
7. New Deal, 2017 (Mark Adams, Nehemiah Martinez, David Morgan, Jordan Lacy) 1:28.49
8. Timpson, 2023 (Amare Bruton, Aidan Gaddis, Vosky Howard, Dakovian Tutt) 1:28.51
9. Linden-Kildare, 2017 (Marcus Jones, Ja'Kevin Rose, Cortez Peterson, Miach Harrison) 1:28.60
10. Stamford, 2013 (Bo Wimberly, Hagen Hutchinson, Isaiah Llewellyn, James Washington) 1:28.62

1A

1. Paducah, 2021 (Jimmy Rogers, Darius Flemons, Cord Piper, Mark Flemons) 1:29.41
2. Turkey Valley, 2022 (Adrian Valdes, Parker Hartman, Jaxon Edwards, Blake Beard) 1:29.68
3. Rankin, 2021 (Baret Jackson, Ben Rios, Justin Rodriguez, De'shon Goodley) 1:29.95
4. Paducah, 2023 (Joshua Gonzales, Jaden Frawner, Cord Piper, Jakyen Wright) 1:30.23
5. Paducah, 2022 (Jakyen Wright, Jimmy Rogers, Cord Piper, Defiton Flemons) 1:30.55
6. Cross Plains, 2022 (Noah Moses, Ryan Reed, Cason Allen, Ryan Hopkins) 1:30.78
7. Turkey Valley, 2018 (Joe Carrera, Jayton Smith, Dax Allen, Juan Villarreal) 1:30.82
8. Water Valley, 2015 (Tyler Simmons, Jeremy Jackson, Kade York, Cody Zuniga) 1:30.86
9. Turkey Valley, 2017 (Adrian Espinoza, Jayton Smith, Dax Allen, Juan Villarreal) 1:30.99
10. Van Horn, 2023 (Caleb Hinojosa, Elijah Gaines,



Cy Garcia, Bryce Virdell) 1:31.00

400-METER RUN

6A

1. Marlon Ramsey, Beaumont West Brook, 1994 *45.24
2. Roddie Haley, Texarkana Texas, 1984 *45.64
3. Keshun Reed, Arlington Martin, 2015 45.75
4. Champion Allison, Rich. George Ranch, 2017 45.87
5. Sean Hooper, Keller Fossil Ridge, 2017 45.92
Aldrich Bailey, Mansfield Timberview, 2012 45.92
7. Marlon Cannon, Dallas South Oak Cliff, 1988 *45.94
8. Elrick Brown, Lufkin, 1975 #*46.04
9. Devante Lacy, Klein Oak, 2014 46.10
10. Darold Williamson, Northside Holmes, 2001 46.12

5A

1. Deon Minor, Paris, 1991 *45.64
2. Tony Allen, Jasper, 1985 *45.74
3. Kevin Robinzine, Everman, 1984 *45.94
4. Kelly Willie, Houston Sterling, 2002 45.96
5. Kelly Willie, Houston Sterling, 2001 46.13
6. Deryell Patterson, Friend. Clear Brook, 1998 46.29
7. Deon Minor, Paris, 1990 *46.34
8. Champion Allison, Rich. George Ranch, 2016 46.40
Brandon Couts, Greenville, 1996 46.40
10. Howard Fields, Manvel, 2017 46.45

4A

1. Anthony Raye Ketchum, Needville, 1981 *45.64
2. Keith Balck, Waco Connally, 1994 *46.54
3. Lakyron Mays, Dallas Carter, 2018 46.59



Christian Rattler - Knippa

4. Arthur Reece, Coldspring, 1994 *46.64
5. Percy Waddle, Columbus, 1986 *46.74
6. Ashton Hicks, Carthage, 2018 46.82
7. Kendall Hickerson, Palestine Westwood, 1995 46.93
8. Percy Waddle, Columbus, 1985 *46.94
Anthony Ketchum, Needville, 1980 *46.94
10. Two athletes tied 47.04

3A

1. Fred Hackney, Alto, 1996 46.41
2. Roy Williams, Clarendon, 1997 46.79
3. Cedric Gilder, Corrigan-Camden, 1986 *46.94
4. Royce Avery, Woodsboro, 1985 *47.54
5. Rayburn Anderson, Woodsboro, 1997 47.55
6. Bo Black, Elkhart, 1991 *47.64
Darrell Hadden, Tidehaven, 1984 *47.64
Royce Avery, Woodsboro, 1983 *47.64
9. Fred Hackney, Alto, 1994 *47.74
Kenneth Sellers, Crowell, 1971 #*47.74

2A

1. Albert Booker, Trent, 2001 47.49
2. Joe Williams, Bremond, 2017 47.53
3. Perry Collier, Munday, 1991 *47.54
4. Rocky Miller, Woodson, 2001 47.60
5. Damian Vidales, Seagraves, 2012 47.68
6. Cory Williams, Laneville, 1988 *47.84
Larry Simpson, Moody, 1976 #*47.84
Kenneth Thomas, Wortham, 1975 #*47.84
9. Cory Williams, Laneville, 1990 *48.04
10. Kenneth Thomas, Wortham, 1974 #*48.14

1A

1. Christian Rattler, Knippa, 2021 48.99
2. Rondrick Grant, LH Leverett's Chapel, 2013 49.30
3. Chase Thompson, Rule, 2017 49.33
4. Logan Bellinger, Blum, 2017 49.49
5. Chase Thompson, Rule, 2018 49.69
6. Blake Beard, Turkey Valley, 2021 50.01
7. Baret Jackson, Rankin, 2023 50.07
8. Baret Jackson, Rankin, 2022 50.12
9. Trace Goodman, Earth-Springlake, 2021 50.22
10. Kade Cowan, Buckholts, 2014 50.23

300-METER INTERMEDIATE HURDLES

6A

1. Kerron Clement, La Porte, 2003 35.47
2. Bayno Kamani, Houston Westbury, 1998 35.76
Bayno Kamani, Houston Westbury, 1997 35.76
4. Kerron Clement, La Porte, 2002 35.78
5. Charles Whigham, FW Dunbar, 1975 #*35.94
6. Jamaal Charles, Pasadena Memorial, 2005 36.03
7. Jason Richardson, Cedar Hill, 2004 36.05
8. Bennie Brazell, Houston Westbury, 2000 36.10
9. Tre' Bien Gilbert, Converse Judson, 2018 36.18

10. Bennie Brazell, Houston Westbury, 2001 36.21

5A

1. Robert Griffin, Copperas Cove, 2007 35.33
2. Brian Bronson, Jasper, 1991 *36.04
3. Kenyon Parker, Texas City, 2023 36.07
4. Kody Blackwood, McKinney North, 2022 36.14
5. Kyle Staudt, Fredericksburg, 1998 36.21
Kyle Staudt, Fredericksburg, 1997 36.21
7. Kendrick Smallwood, Mesquite Poteet, 2022 36.24
8. Willie Amos, Sweetwater, 2000 36.29
9. Jayson Baldrige, Rich. George Ranch, 2016 36.32
Chance Casey, Crosby, 2008 36.32

4A

1. Jarvis Anderson, Taylor, 2023 35.96
2. Tony Brooks, Rockdale, 1985 *36.44
3. Frankie Pavelka, West, 2003 36.79
4. Ben Thiel, Celina, 2013 36.85
5. Labronze Garrett, Tatum, 1996 36.92
6. Curtis Isaiah, Refugio, 1974 #*36.94
7. Nick Robinson, Texark. Liberty Eylau, 2004 36.95
8. Alan Bean, Dalhart, 2003 37.01
9. Kevin Taylor, Waco Connally, 1996 37.10
10. Kenneth Bodwin, Stafford, 2018 37.12

3A

1. Darnius Moore, Tatum, 2007 36.99
2. Timothy Sissel, Junction, 2000 37.17
3. Cliff Alexander, Idalou, 1990 *37.24
4. Derek Spears, Manor, 1992 *37.34
5. Daylon Washington, Lexington, 2023 37.38
6. Freddie Allen, Tatum, 2011 37.48
7. Troy House, Ingram Moore, 1990 *37.54
Alfred Mitchell, Big Sandy, 1979 *37.54
9. Stanley Richard, Hawkins, 1986 *37.64
10. Wes Wood, Panhandle, 1985 *37.74

2A

1. Cale Kassen, Valley View, 2018 37.10
2. Barry Johnson, Amherst, 1983 *37.44
3. Chris Johnson, Amherst, 1990 *37.54
4. De'Metrius Paul, Munday, 2012 37.58
5. Troy House, Leakey, 1989 *37.64
6. Ryan West, Evadale, 1998 37.70
Ryan West, Evadale, 1997 37.70
8. De'Metrius Paul, Munday, 2013 37.78
9. Barry Johnson, Amherst, 1984 *37.84
10. Two athletes tied 37.85

1A

1. Gary Farquhar, Throckmorton, 2013 38.78
2. Zach Davis, May, 2016 38.86
3. Conner Dawson, Tilden McMullen Co., 2016 38.93
4. Zach Davis, May, 2015 39.01
5. Cohan Thompson, Calvert, 2023 39.11



BOYS TRACK AND FIELD

RECORDBOOK

6. Braxton Ethridge, Earth-Springlelake, 2022 39.18
7. Stryker Reed, Gordon, 2023 39.19
8. Karson Bryan, Happy, 2017 39.34
9. Stetson Jameson, Happy, 2021 39.38
10. Morgan Whitfield, Iredell, 2019 39.63

200-METER DASH

6A

1. Roy Martin, Dallas Roosevelt, 1985 *20.24
2. Connor Washington, Wood. Coll Park, 2021 20.39
3. Henry Neal, Greenville, 1990 *20.44
4. Jeremy Wariner, Arlington Lamar, 2002 &20.48
5. Jelani Watkins, Klein Forest, 2023 20.54
6. Abraham Hall, South Grand Prairie, 2012 20.58
- Edorian McCullough, North Garland, 2002 &20.58
8. Jose Garcia, Harlingen, 2021 20.59
9. Eli Hall-Thompson, Katy Morton Ranch, 2013 20.60
10. Eddie Sumler, Cy-Fair, 2018 &20.68

5A

1. Brendan Christian, Austin Northeast, 2002 &20.32
2. Che Nwabuko, Manor, 2022 20.53
3. John Rutledge, Dal. Highland Park, 2022 20.55
4. Brendan Christian, Austin Northeast, 2001 20.56
5. Kendrick Jones, Lake Belton, 2023 &20.57
6. Shamon Ehiemua, FB Marshall, 2016 20.62
7. Tory Mitchell, Big Spring, 1999 20.65
8. Leo Bookman, Dickinson, 2000 20.67
9. Devon Achane, Fort Bend Marshall, 2019 20.69
10. Two athletes tied 20.71

4A

1. DaBryan Blanton, Fomey, 2001 20.37
2. Kalon Barnes, Silsbee, 2018 &20.55
3. J. Frank Daughtery, Olton, 1953 ##20.64
4. Robert Franklin, Gainesville, 2002 &20.69
5. DaBryan Blanton, Fomey, 2002 &20.77
6. DaBryan Blanton, Fomey, 2000 20.79
7. Austen Diggs, La Grange, 2023 20.82
8. Jason Hendrix, Tatum, 1991 *20.84
9. Xavier Butler, Freeport Brazosport, 2023 20.90
10. Two athletes tied 20.94

3A

1. Brenen Thompson, Spearman, 2022 &20.73
2. Sidney Garton, New Boston, 1958 &##20.94
3. Toya Jones, Refugio, 1994 *21.04
- Jason Hendrix, Tatum, 1990 *21.04
5. Steve Lofton, Alto, 1987 *21.14
- Fred Acorn, Rotan, 1979 *21.14
- Dontrell Lyons, Karnes City, 2013 &21.14
8. Delt Cockrell, Panhandle, 2002 &21.18
9. Luke McMullen, Jefferson, 2023 21.23
10. Chris Allen Kemp, Celina, 1981 *21.24

2A

1. Stanley Kerr, Snook, 1985 *20.64
2. Ernest Campbell, Refugio, 2023 20.92
3. Ryan Adkins, Roscoe Highland, 2006 &21.30
4. Mike Spratt, Mission Sharyland, 1962 ##21.34
- David Green, Richland Springs, 1959 ##21.34
6. Joe Williams, Bremond, 2016 21.39
7. Joe Huitt, Rotan, 1989 *21.44
- David L. Green, Richland Springs, 1958 ##21.44
9. Joe Williams, Bremond, 2017 21.48
- Albert Booker, Trent, 2000 21.48

1A

1. De'shon Goodley, Rankin, 2021 22.00
2. Darius Flemons, Paducah, 2021 22.15
3. Jakyen Wright, Paducah, 2023 22.20
4. Kaige Covington, Roby, 2021 22.21
5. Zachary Adee, Happy, 2017 22.23
6. Logan Wheeler, Blanket, 2018 &22.34
7. Hunter Metteauer, Chireno, 2019 22.38
8. Logan Stoelke, Fayetteville, 2014 22.42
9. Colton Cantrell, Abbott, 2014 22.46
10. Two athletes tied 22.48

1,600-METER RUN

6A

1. Sam Worley, Comal Canyon, 2017 4:02.30
2. Reed Brown, Southlake Carroll, 2017 4:02.49
3. Steve Magness, Klein Oak, 2003 4:03.27
4. Samuel Worley, Comal Canyon, 2016 4:04.59
5. Reed Brown, Southlake Carroll, 2016 4:04.82
6. Emanuel Galdino, Houston Stratford, 2022 4:06.40
7. Craig Nowak, Cypress Woods, 2012 4:06.65
8. Daniel Viegra, Pflug. Hendrickson, 2017 4:06.68
9. Colby Lowe, Southlake Carroll, 2008 4:06.87
10. Cole Lindhorst, Katy Tompkins, 2019 4:07.41

5A

1. Robert Gonzalez, Falfurrias, 1967 ##4:06.14
2. Christopher Riley, Austin McCallum, 2022 4:08.56
3. Adam Burlison, Grapevine, 2023 4:08.64
4. Robert Gonzalez, Falfurrias, 1966 ##4:09.14
5. Zach Dawson, Big Spring, 2008 4:10.23
6. Carter Blunt, Frisco Independence, 2015 4:10.35
7. Ayden Granados, McAllen Memorial, 2023 4:10.83
8. Carter Blunt, Frisco Independence, 2016 4:10.89
9. Michael Lindberg, Kingwood Park, 2013 4:11.05
10. Ayden Granados, McAllen Memorial, 2022 4:11.75

4A

1. Alejandro Ruiz, Elgin, 2004 4:13.84
2. Mike Parsons, Olton, 1971 ##4:14.34
3. Judson Greer, Melissa, 2019 4:14.56
4. Eli Peveto, Little Cypress-Mauriceville, 2019 4:15.72
5. Richard Gallegos, Crystal City, 1962 ##4:16.04

6. John Cooper, FW Trimble Tech, 1958 ##4:16.54
7. Brian Klein, Gonzales, 1993 *4:17.14
8. Jordan Stone, Canton, 1999 4:17.21
9. Edwin Gomez, San Elizario, 2019 4:17.57
10. Three athletes tied 4:17.94

3A

1. Steve Rolison, Itasca, 1993 *4:12.84
2. Noah Strohman, Holliday, 2023 4:15.12
3. Jeffrey Butts, Whitesboro, 2016 4:15.82
4. Angel Torres, Tornillo, 2022 4:16.84
5. Wyatt Hoover, Poth, 2022 4:17.70
6. Riley Nedrow, Boyd, 2023 4:17.95
7. Quinlin McGregor, Amar. Highland Pk., 2013 4:18.90
8. David Soto, Winnsboro, 2023 4:19.20
9. Ricardo Marquez, Sanderson, 1974 ##4:19.24
10. Sam Unberhagen, LR Academy, 1992 *4:19.64

2A

1. Ricardo Marquez, Sanderson, 1975 ##4:13.84
2. Julian Acuna, Agua Dulce, 2001 4:19.14
3. Dylan Doss, Water Valley, 2011 4:21.84
4. Caden Thuirman, Wolfe City, 2022 4:22.00
5. Caden Thurman, Wolfe City, 2023 *4:23.22
6. William Roberts, Sanderson, 2011 4:23.30
7. Caleb Lengefield, Hamilton, 2022 4:23.32
8. Travis Roberts, Sanderson, 2010 4:24.55
9. Cameron Courtney, Timpson, 2010 4:24.90
10. Garrett Jones, Milano, 2019 4:25.27

1A

1. Brandon Passman, Guthrie, 2022 4:16.05
2. Isaiah Billingsley, Tilden McMullen Co., 2022 4:18.45
3. Jake Merrell, Turkey Valley, 2016 4:22.60
4. Jake Merrell, Turkey Valley, 2017 4:23.79
5. Isaiah Billingsley, Tilden McMullen Co., 2021 4:23.81
6. Jake Merrell, Turkey Valley, 2018 4:24.19
7. Jesse Roberts, Sanderson, 2016 4:27.20
8. Austin Zirkel, Medina, 2018 4:28.71
9. Kobe Robertson, Cumby Miller Grove, 2019 4:30.23
10. Austin Zirkel, Medina, 2017 4:31.01

4x400 METER RELAY

6A

1. Dallas Roosevelt, 1984 (Gregory Allen, Anthony Melton, Kevin Carden, Roy Martin) *3:09.14
2. Dallas Roosevelt, 1985 (Kevin Garden, Walter Foster, James Glenn, Roy Martin) *3:09.54
3. Dallas Roosevelt, 1983 (Kevin Carden, Gary Jefferson, Greg Allen, Roy Martin) *3:09.64
4. Dallas Lincoln, 1970 (Bennie Medlock, Gene Pouncy, Joe Pouncy, Rufus Shaw) ##3:09.74
5. Beaumont West Brook, 1994 (Raymond Sutton, Mike Landry, Chris Price, Marlon Ramsey) *3:10.04
6. Houston Forest Brook, 1983 (Archie Roberts, Berlin



- Jackson, Darnell Chase, Andre Johnson) *3:10.14
- 7. Humble Summer Creek, 2022 (Malcom Washington, Dylan Jacobs, Blake Gibson, Darius Rainey) 3:10.36
- 8. FB Marshall, 2005 (Jamarcus Bailey, Nicholas Makulut, Jeremy Washington, Brandon Washington) 3:10.51
- 9. Houston Strake Jesuit, 2019 (Jack Pittenger, Malik Campbell, Job Trahan, Matthew Boling) 3:10.56
- 10. Humble, 2003 (Wilrey Fontenot, Michael Martelly, Joe Willson, Carey LaCour) 3:10.69

5A

- 1. Austin Northeast, 2003 (Derek Franks, Paul Darby, Cory Sterling, Irie Williams) 3:10.78
- 2. Lancaster, 2003 (David Radford, Tim King, Rodney Mims, Rodrick Stewart) 3:11.39
- 3. Jasper, 1991 (John Davis, John Collins, Zack Bronson, Brian Bronson) *3:11.94
- Port Arthur Lincoln, 1987 (Bryant Gloston, Todd Vaughn, Napoleon Bias, Darrell Granger) *3:11.94
- 5. Port Arthur Lincoln, 1985 (Roland Dumes, Jarrod Green, Kenneth Normand, Allen Williams) *3:12.04
- 6. Jasper, 1985 (Reggie Davis, Tony Allen, Paul Collins, John Good) *3:12.24
- 7. Lancaster, 2016 (Gabriel Peterson, Jordan Hollis, Stadrian Taylor, Kenan Ivy) 3:12.28
- 8. Lancaster, 2007 (Joshua Chatman, Demontre Hurst, Darryl Hayes, Joe Fields) 3:12.45
- 9. Manvel, 2017 (Lawrence Murray, Kameron Scott, London Harris, Howard Fields) 3:12.63
- 10. Austin Reagan, 1991 (Charity Bonner, Donyale Canada, Angie Bettis, Chissy Bonner) *3:12.64

4A

- 1. McGregor, 1977 (Manuel Boswell, Roman Brown, Darrell Gee, Willie Sneed) #*3:14.74
- 2. Waco Connally, 1993 (Demond Hackworth, Chris Campbell, Kevin Taylor, Keith Black) *3:14.94
- 3. Dallas Carter, 2017 (Lakyrn Mays, Robert Maston, Trevion Ware, Michael Whitehead) 3:15.31
- 4. Marlin, 1991 (Michael DeGrate, Willie Johnson, Anthony Benjamin, Chris Sather) *3:15.34
- 5. Celina, 2011 (Cody Rhodes, Jesus Vargas, Ben Thiel, Zac Bilderback) 3:15.39
- 6. Atlanta, 2003 (Drew Stubbs, Dallas Washington, Calvin Graham, Lacori Johnson) 3:15.50
- 7. Sweeny, 1992 (Frank Lemon, Marcus Bess, Brushard Higgins, Roosevelt Pierce) *3:15.54
- 8. Liberty, 1993 (N/A) *3:15.64
- 9. Sweeny, 1993 (N/A) *3:15.74
- 10. Atlanta, 1996 (Trae Lawson, Ben Collins, Billy Oliver, Reggie Hill) 3:15.76

3A

- 1. Corrigan-Camden, 2009 (Eric Durham, James Pickrom, Chris Drayton, Kameron Horace) 3:15.76
- 2. Pottsboro, 2017 (Trevor Fryar, Myles

- Mitchusson, Matthew Poe, Jack Arnold) 3:16.92
- 3. Panhandle, 1983 (Mark Fields, Jody Wood, Wes Wood, Stacy Rusk) *3:17.24
- 4. Holliday, 1999 (Ryan Schlabs, Steven Magers, Brian Wells, Brandon Bowling) 3:17.40
- 5. Celina, 1991 (Josh Ferguson, Chris Stelzer, Torinzo Crawford, Adam Mack) *3:17.64
- Hardin, 1978 (Earnest Gallander, James Love, Mike Morris, Bishop Randolph) *3:17.64
- 7. Celina, 1993 (Dusty Gray, Nick Grant, Larry Grant, Josh Ferguson) *3:17.84
- Woodsboro, 1983 (Simon Varrientes, Matt Jones, Gerald Valderrama, Royce Avery) *3:17.84
- 9. Waskom, 1993 (N/A) *3:17.94
- 10. Wall, 2007 (Kyle Corases, Chris Fuchs, Zachary McCormick, Brian Holik) 3:18.00

2A

- 1. Munday, 1988 (Terry Collier, Perry Collier, Trey Thompson, Anthony Stinnett) *3:18.14
- 2. Munday, 1990 (Isias Campos, Perry Collier, Tyler Thompson, Terry Collier) *3:18.54
- 3. Crawford, 2017 (Garrett Dutschmann, Cade Johnston, Coalson Foss, Jeff Ward) 3:18.72
- 4. Snook, 1982 (Stanley Kerr, Matthew Washington, Clint Thomas, Jerry Kerr) *3:18.84
- 5. Snook, 1980 (Jerry Kerr, Clarence Robertson, Larry Kerr, Hezekia Robertson) *3:18.94
- 6. Munday, 1991 (Bobby Dockins, Perry Collier, Tyler Thompson, Terry Collier) *3:19.64
- 7. Munday, 2013 (Roddick Taylor, Trey Stinnett, Garrett Weaver, De'Metrius Paul) 3:20.01
- 8. Centerville, 2022 (Andrew Newman, Brett Wagnon, Cade Smith, Kasen Jeitz) 3:20.24
- 9. Falls City, 2014 (Mathew Stulting, Austen Camber, Justin Twine, Joseph Swierc) 3:20.31
- 10. Paducah, 1996 (Johnathon Walker, James McGruder, Jason Poteet, Clearance Thomas) 3:20.80

1A

- 1. Turkey Valley, 2018 (Dax Allen, Juan Villarreal, Jayton Smith, Jake Merrell) 3:25.49
- 2. Garden City, 2016 (Riley Eggemeyer, Tanner Davis, Isaac Enriquez, Isaiah Enriquez) 3:27.04
- 3. Lamesa Klondike, 2022 (Caden Barron, Alexis Serrano, Stephen Arismendez, David Boschman) 3:27.10
- 4. Imperial Buena Vista, 2019 (Bryam Caballero, Luis Rodriguez, Valentino Martinez, Candelario Gardea) 3:27.44
- 5. Turkey Valley, 2016 (Dax Allen, Juan Villarreal, Zack Stumbo, Jake Merrell) 3:27.60
- 6. Eden, 2019 (Ethan Saucedo, Donovan Gonzales, Eli Eureste, Austin Moya) 3:27.64
- 7. Cross Plains, 2022 (Noah Moses, Ryan Read, Cason Allen, Ryan Hopkins) 3:28.04
- 8. Blum, 2017 (Chase Hancock, Richard Jones, Gaven Branscum, Logan Bellinger) 3:28.23

- 9. Garden City, 2014 (Braeden Jones, Juan Bustos, Corbin Davis, Austin Odom) 3:28.61
- 10. Wink, 2015 (Eiaseo Thompson, Aaron Carman, Malik Harden, Eli Augusta) 3:28.64

DISCUS

6A


- 1. Roger Roesler, Round Rock, 1996 208-8
- 2. Kevin Grubbs, Humbe Summer Creek, 2021 207-1
- 3. Matt Kosecki, Humble, 2009 205-7
- 4. Gabriel Oladipo, Fort Bend Hightower, 2017 204-5
- 5. Adrian Piperi, The Woodlands, 2017 199-9
- 6. Adam Setliff, Hurst Bell, 1988 198-4
- 7. Michael Carter, Dallas Jefferson, 1979 198-0
- 8. Kelvin Korver, Irving, 1967 197-3.5
- 9. Jacob Tracy, Austin Lake Travis, 2021 195-9
- 10. Leon Farmer, Killeen, 1974 195-8

5A

- 1. Adam Guthrie, Austin Northeast, 1996 200-9
- 2. Brock Stickler, Lampasas, 2004 198-0
- 3. Hayden Reed, Little Cypress-Mauriceville, 2012 196-2
- 4. Terry Pierce, Fort Worth Western Hills, 1999 194-3
- 5. Matt Dudley, El Paso Parkland, 2008 192-4
- 6. Derek Randall, Beeville Jones, 2002 191-4
- 7. Lucas Williams, Colleyville Heritage, 2022 191-2
- 8. Derek Randall, Beeville Jones, 2001 191-1
- 9. Dylan Conway, Rockport-Fulton, 2004 190-11
- Clifford Larson, Beaumont Forest Park, 1965 190-11

4A

- 1. Brian Robison, Splendora, 2002 203-1



Dewayne Grant - Bishop



BOYS TRACK AND FIELD

RECORDBOOK

- Matt Lepsis, Frisco, 1992 196-10
- Kerry Adkisson, Lake Dallas, 1978 195-7
- Jim Roberts, Shepherd, 1994 189-0
- Matt Lepsis, Frisco, 1991 186-10
- Hayden Reed, Little Cypress-Mauriceville, 2011 186-3
- Jordan Roos, Celina, 2012 185-9
- Jacob Mechler, Andrews, 2019 185-1
- Hayden Baillio, Whitesboro, 2008 184-11
- Brian Robison, Splendora, 2001 184-6

3A

- Matt McKinney, Refugio, 2000 200-7
- John Hanson, SA G.H. Northern Oaks, 2022 187-7
- Matt McKinney, Refugio, 1999 187-6
- Bill Thomas, El Maton Tidehaven, 1970 186-9.5
- Parnell Lykes, Hull-Daisetta, 1978 186-3
- Matt Tilley, Mart, 1991 185-7
- Sean Reagan, Idalou, 2008 184-1
- Cason Brown, Schulenburg, 2018 183-5
- Jay Cashman, Junction, 1984 183-4
- Ricky Defosses, Baird, 1982 182-0

2A

- Zach Courtney, Post, 2022 186-6
- Jim Verden, Wheeler, 1977 183-5
- Michael Jitjaeng, Big Sandy, 2021 183-0
- Jimmy Shelby, Italy, 1984 182-8
- John McRae, Frost, 1988 180-1
- Van Hughes, Axtell, 1979 180-0
- Fred Thacker, Alto, 2019 179-2
- Austin Cook, Overton, 2012 178-7
- John McRae, Frost, 1989 178-1
- Tetanner Sample, Dawson, 1983 176-10

1A

- Tanner Hodgkins, Strawn, 2018 171-11
- Joseph Bond, Cherokee, 2022 170-10
- Brody White, Benjamin, 2023 167-8
- Ross Alison, Strawn, 2015 167-6
- Tylynne Eaton, Knox City, 2014 165-5
- Lance Burleson, Rocksprings, 2015 165-0
- Robert Freeman, Strawn, 2023 164-8
- Ross Alison, Strawn, 2016 162-9
- Hershel Burleson, Rocksprings, 2013 162-0
- Hayden Farquhar, Throckmorton, 2015 161-10

HIGH JUMP

6A

- Jace Posey, Houston Strake Jesuit, 2022 7-4.25
- Scott Sellers, Katy Cinco Ranch, 2004 7-4
- Paul Todd, Marshall, 1998 7-2.25
- Ivan Wagner, San Antonio Roosevelt, 1995 7-2
- Lyle Leong, Abilene, 2006 7-1
- Charles Ford, Converse Judson, 1993 7-1
- Jimmy Pullins, Tyler, 1988 7-0.5

- Spencer Sunstrum, Rich.Pearce, 1977 7-0.25
- 15 athletes tied 7-0

5A

- Bradford Jennings, CC Flour Bluff, 2023 7-1.75
- Ernie Mendez, Canyon, 1983 7-1.5
- Ramiro Molina, Laredo United, 1981 7-1.25
- James Shelton, Palestine, 1988 7-1
- James Shelton, Palestine, 1987 7-1
- Andrew Hollier, Bridge City, 1985 7-1
- 18 athletes tied 7-0

4A

- James Lott, Refugio, 1983 7-4.75
- James Lott, Refugio, 1982 7-1.5
- Tristian Whitley, Coldspring-Oakhurst, 2003 7-0
- Michael Beasley, Abilene Wylie, 1999 7-0
- Dewayne Grant, Bishop, 1998 7-0
- Trey Barley, Royal, 1991 7-0
- Trey Barley, Royal, 1990 7-0
- Five athletes tied 6-11

3A

- Jake Lamberth, Poth, 2018 7-0.5
- Jason Hill, Quanah, 2001 7-0.25
- Jacorian Duffield, UC-Randolph, 2011 7-0
- Bradley Adkins, Idalou, 2011 7-0
- Vonchass Griggs, Van Vleck, 1998 7-0
- Cedric Barrer, Beckville, 1985 7-0
- Tyler Russell, Malakoff, 2017 6-11
- Joseph Anderson, Luling, 2014 6-11
- Jason Hill, Quanah, 2000 6-11
- Vonchass Griggs, Van Vleck, 2000 6-11

2A

- Ryder Peacock, Woodson, 2002 7-0.25
- Stuart Burleson, Midland Greenwood, 1982 7-0
- Dearius Poindexter, Hale Center, 2013 6-11
- Charles Burney, Latexo, 1994 6-11
- 10 athletes tied 6-10

1A

- Elijah Gaines, Van Horn, 2022 6-10
- Noah Escamilla, Robert Lee, 2022 6-6
- Michael Rodriguez, Rankin, 2016 6-6
- Latham Garnsey, Valentine, 2015 6-6
- Elijah Gaines, Van Horn, 2023 6-5
- David Smith, Gholson, 2016 6-5
- Six athletes tied 6-4

LONG JUMP

6A

- Marquise Goodwin, Garland Rowlett, 2009 &26-4.75
- Marquise Goodwin, Garland Rowlett, 2008 26-1.5

- Adron Tennell, Irving, 2006 &25-7.75
- Roy Williams, Odessa Permian, 2000 25-6
- Matthew Boling, Hou. Strake Jesuit, 2019 25-4.5
- Billy Spiller, Killeen, 1991 25-4.5
- Aaron Davis, Hum. Summer Creek, 2022 25-3.75
- Ashton Torns, Austin Westlake, 2022 25-3.75
- Ashton Torns, Austin Westlake, 2023 25-3
- Vincent Hypolite, La Marque, 1990 25-2.25

5A

- Howard Jackson, Freeport Brazosport, 2001 25-6
- Tommy Olesky, Nederland, 1999 25-1.75
- Sheddric Fields, Dallas S. Oak Cliff, 1991 25-0.25
- Jalen Seals, Fort Worth Boswell, 2016 24-11.5
- Devin Field, Lancaster, 2011 &24-11.25
- Anthoula Kelly, Galena Park, 2014 24-10.75
- Johnathan Baker, Katy Paetow, 2019 &24-10
- Brandon Craven, Kilgore, 1993 24-9
- Harold Perry, Bonham, 1975 24-8.75
- Three players tied 24-8

4A

- Jarrion Lawson, Texark. Liberty-Eylau, 2012 25-8
- Billy Oliver, Atlanta, 1996 25-2.5
- Nakia Williams, Daingerfield, 1999 24-11.5
- David Forcey, Luling, 1978 24-10.25
- Charles Brown, Wichita Falls Hirschi, 2015 &24-9.5
- John Lampert, Abilene Wylie, 2001 &24-9.5
- Dalton Rigdon, Perryton, 2017 24-9
- Reggie Hill, Atlanta, 1997 24-6.25
- Chuck Cockrell, Van Vleck, 1986 24-6.25
- Two players tied 24-5.75

3A

- Toya Jones, Refugio, 1994 25-1
- Toya Jones, Refugio, 1995 25-0.25
- Bobby Evers, Bangs, 2003 &24-8.25
- George Sheppard, Alba-Golden, 1999 24-7.5
- Brandon Dudley, Arp, 2006 24-5.5
- Rodney Terry, Hawkins, 1983 24-5.5
- Lee Miles, Mart, 1988 24-5
- Toya Jones, Refugio, 1993 24-4.75
- Chris Preddie, LR-Academy, 2022 &24-3.75
- Terrence Toliver, Hempstead, 2007 24-1.5

2A

- Charles Clifton, Rio Vista, 1964 24-6.5
- Bill McCurdy, Barksdale Nueces Can., 1998 24-3.75
- Charles Clifton, Rio Vista, 1963 23-11.25
- De'Metrius Paul, Munday, 2013 23-10.5
- Mantrez Landrum, Chilton, 2009 23-10.5
- Aaron Smith, Seagraves, 2005 &23-9
- Bo Simpson, Trent, 2002 23-8.75
- Mantrez Landrum, Chilton, 2010 23-8.5
- Troy Williams, Calvert, 1992 23-7
- Tyris Dowell, Avinger, 2005 &23-6.5



1A

1.	Creed Goode, Cross Plains, 2018	22-8.25
2.	Dustin Bryant, Wildorado, 2022	22-2.50
3.	Ladarius Arnett, Laneville, 2016	22-2
4.	Jesus Garcia, Terlingua Big Bend, 2017	&22-1.5
5.	Lance Morris, Ira, 2013	&22-1
6.	Jaime Mendoza, San Isidro, 2022	22-0.75
7.	Asher Rogers, Water Valley, 2016	21-11
8.	Jared Scott, Bronte, 2013	&21-10.75
9.	Creed Goode, Cross Plains, 2017	21-10.5
	Ladarius Arnett, Laneville, 2017	21-10.5

POLE VAULT

6A

1.	Branson Ellis, Tyler Lee, 2018	18-3.25
2.	Paulo Benavides, El Paso Franklin, 2015	17-6.5
3.	Jayson Lavender, Wichita Falls, 1990	17-6
4.	Bailey Henderson, Comal Canyon, 2016	17-3
5.	Dyson Wicker, Rockwall Heath, 2023	17-0.25
6.	Reese Watson, Spring, 2012	17-0
	Ty Barrington, Southlake Carroll, 2003	17-0
	Bobby Most, Laredo United, 2001	17-0
	Jayson Lavender, Wichita Falls, 1989	17-0
10.	Jayson Lavender, Wichita Falls, 1988	16-9.5

5A

1.	Sage Thames, Wolfforth Frenship, 2000	17-6.5
2.	Nick Frawley, Midlothian, 2006	17-0.25
3.	Wooten Jacob, Tomball Memorial, 2015	17-0
	Audie Wyatt, Huntsville, 2014	17-0
5.	Sage Thames, Wolfforth Frenship, 1999	16-7
6.	Peyton Weissmann, Grapevine, 2016	16-6
	Clint Hughes, Livingston, 2005	16-6
8.	Seven athletes tied	16-3

4A

1.	Eric Eshbach, Orangefield, 1999	18-2.25
2.	Brandon Bray, China Spring, 2014	17-8.5
3.	Jonathon Henley, Orangefield, 1999	17-3
4.	Jacob Davis, Orangefield, 1995	17-0.5
5.	Jacob Davis, Orangefield, 1994	17-0.25
6.	Brandon Bray, China Spring, 2015	17-0
7.	Dylan Bell, Alvarado, 2012	16-8
8.	Four athletes tied	16-6

3A

1.	Jim Davis, Godley, 1996	17-1
2.	Steven Bridges, Goldthwaite, 1989	17-0.5
3.	Kyle Henderson, Karnes City, 1987	16-9
4.	Daven Murphree, Big Sandy Harmony, 2012	16-7
	Brian Porter, Maypearl, 2006	16-7
6.	Eric Grassel, Bushland, 2022	16-6
	Jason Pearce, Hamlin, 1994	16-6
	Scotter Hesseltine, Refugio, 1990	16-6
9.	Eight athletes tied	16-0



Anthony Meachum - Woodsboro

2A

1.	Anthony Meachum, Woodsboro, 2021	17-0
2.	Jon Colby Miller, Lazbuddie, 1995	16-9
3.	Kaxson Bray, Bosqueville, 2023	16-3
	Charlie Coskey, New Summerfield, 1999	16-3
5.	Maximus Garvin, Garrison, 2023	16-0
	Ethen Bernstein, Albany, 2017	16-0
7.	Reed Rightmer, Flatonia, 2014	15-9
	Tyler Turner, Hico, 2014	15-9
9.	Four athletes tied	15-6

1A

1.	Calen Fouts, Rankin, 2018	15-3.5
2.	Landon Roberts, Guthrie, 2017	15-3
3.	Calen Fouts, Rankin, 2019	14-9
4.	Taylor Gill, Clyde Eula, 2014	14-6
5.	Michael Ryman, Hubbard, 2022	14-3
	Kas Johnson, Sterling City, 2022	14-3
7.	Jancen Power, Water Valley, 2016	14-0
	Landon Roberts, Guthrie, 2015	14-0
9.	Justin Bressler, Happy, 2019	13-9
	Landon Roberts, Guthrie, 2016	13-9

SHOT PUT

6A

1.	Michael Carter, Dallas Jefferson, 1979	75-9
2.	Roger Roesler, Round Rock, 1996	71-2
3.	Michael Carter, Dallas Jefferson, 1978	71-1.75
4.	Bryce Foster, Katy Taylor, 2021	71-1
5.	Adrian Piperi, Conroe The Woodlands, 2016	71-0
6.	Stephen Saenz, Rio Grande City, 2009	69-1.75

7.	Jonathan Reeves, Fort Bend Dulles, 2001	68-10.5
8.	Sam Walker, Dallas Samuell, 1968	68-5.5
9.	Adrian Piperi, Conroe The Woodlands, 2017	68-3.75
10.	Matthew Rueff, Katy Seven Lakes, 2022	68-1.75

5A

1.	Lucas Mireles, CC Calallen, 2002	66-11.5
2.	Lance Wilson, Pflugerville, 1987	65-10.75
3.	Adam Guthrie, Austin Northeast, 1996	64-10.5
4.	Diego Trevino, PSJA Southwest, 2019	63-9.75
	Alex Garza, Rio Grande City, 2012	63-9.75
6.	Duane Duncum, Austin Westlake, 1986	63-8.5
7.	Spencer Nigh, Magnolia, 2016	62-7.5
8.	Hayden Reed, LC-Mauriceville, 2012	62-5.25
9.	Keith Gray, Sulphur Springs, 1976	62-3
	Robert Young, Brownwood, 1960	62-3

4A

1.	Hayden Baillio, Whitesboro, 2009	68-7.25
2.	Carlos Scott, Waller, 1978	67-0.25
3.	Hayden Baillio, Whitesboro, 2008	66-1.25
4.	Brian Robison, Splendora, 2002	64-3.75
5.	Joseph Bryant, Jasper, 2003	62-9.5
6.	Richard Inman, Belton, 1960	62-8.5
7.	Bradley Kring, Lubbock Cooper, 2003	62-6.5
8.	Michael Ray Funderburg, Breckenridge, 1980	62-1.25
9.	Winston Kibbles, Buna, 1997	62-0
10.	George Woodard, Van Vleck, 1975	61-8.5

3A

1.	Matt McKinney, Refugio, 2001	65-0.75
2.	Matt McKinney, Refugio, 2000	63-9
3.	Howard Van Loon, Rotan, 1964	63-6
4.	John Hanson, SAG.H. Northern Oaks, 2022	62-9.75
5.	Nathan Jones, Brock, 2022	62-7.25
6.	Clifton Thomas, El Maton Tidehaven, 1968	62-6.25
7.	Clint Gillispie, Arp, 2000	62-1
8.	Shawn Woods, El Maton Tidehaven, 1983	60-9.5
9.	Weston Richburg, Bushland, 2009	60-1
10.	Trey Jordan, Troy, 2005	60-0.75

2A

1.	Marvin Lewis, Burton, 1982	65-0
2.	Taylor Whitley, Sudan, 1998	62-7.25
3.	Praiyer Jones, Marlin, 2023	61-10
4.	Van Hughes, Axtell, 1979	61-5
5.	Marvin Lewis, Burton, 1981	61-0
6.	Taylor Whitley, Sudan, 1996	60-6.75
7.	James Williams, Clarendon, 2003	59-9.5
8.	Austin Cook, Overton, 2013	59-8
9.	Taylor Whitley, Sudan, 1997	59-0.25
10.	Ronnie Urbantke, Riesel, 1965	58-11

1A

1.	Joseph Bond, Cherokee, 2023	57-7.75
2.	Kylor Gilbreath, Guthrie, 2014	57-4.75



BOYS TRACK AND FIELD

RECORDBOOK

3. Kaven Lumsden, Munday, 2019 57-1.5
4. Lance Burleson, Rocksprings, 2015 56-4.00
5. Hershel Burleson, Rocksprings, 2014 56-2.5
6. Hershel Burleson, Rocksprings, 2013 54-4.5
7. Theodore Chavez, Lazbuddie, 2022 54-3.25
8. Alex Sarmiento, Jonesboro, 2018 52-5.5
9. McClendon Hill, Guthrie, 2016 52-5.25
10. Hayden Farquhar, Throckmorton, 2014 52-0.5



Jamion Lawson - Texarkana Liberty-Eylau

TRIPLE JUMP

6A

1. *Damilare Olukosi, FB Travis, 2022* 51-8.75
2. Stephen Brown, Houston Nimitz, 2001 51-6.25
3. Devonte Davis, GP North Shore, 2011 &51-3.75
4. Lejuan Simon, Klein Forest, 2000 51-1
5. Felix Obi, El Paso Franklin, 2012 &50-11.25
6. E.J. Hill, Klein Oak, 1995 50-10.25
7. Tyron Stewart, Cedar Hill, 2007 50-9.5
8. Terrence Wheatley, Plano East, 2003 &50-7.75
9. Travian Blaylock, Humble Atascocita, 2018 50-7.25
10. Three athletes tied 50-7

5A

1. *Jaimoy Bryant, Jasper, 2002* 51-11.75
2. Chessley Johnson, Frisco, 2003 51-1
3. Jermond McCoy, Whitehouse, 2023 50-7.75
Brandon Craven, Kilgore, 1993 50-7.75
5. Jalen Walthall, Manvel, 2021 50-4
6. Jalen Seals, Fort Worth Boswell, 2017 50-2.25
7. Devin Field, Lancaster, 2011 &50-1.75
8. Drexell Owusu, Big Spring, 1995 49-8.25
9. Quentin Brown, Ennis, 1999 49-7.5
10. Two athletes tied &49-6.75

4A

1. *Jamion Lawson, Texark. Liberty-Eylau, 2012* 51-10.25
2. Oliver Miles, El Campo, 2023 &50-10
3. Kendall Wright, Pittsburg, 2008 &50-8.75
4. Dedrick Kidd, Atlanta, 1991 50-7.75
5. Abdul Rasheed, Hallettsville, 1998 50-7.5
6. Charles Brown, WF Hirschi, 2015 &49-11.75
7. Mike Wallace, Atlanta, 1993 49-11
8. Mark Jackson, Taylor, 2009 49-10.75
9. Denzel Green, Texark. Liberty-Eylau, 2016 49-9
10. Mark Jackson, Taylor, 2010 49-8.75

3A

1. *Chris Carter, Heame, 2007* 50-10.5
2. Andrew Poole, Alto, 1999 50-9.25
3. Sherman Abbott, Van Vleck, 2000 50-4.75
4. Keyuo Craver, Harleton, 1998 50-4.5
5. Chris Preddie, LR-Academy, 2022 50-2.75
6. Anthony Flemons, Childress, 2006 &49-10.5
7. Bobby Evers, Bangs, 2004 &49-9.75
8. Toya Jones, Refugio, 1993 49-8.25
9. Derrick Reescano, Hardin, 2005 49-7.25
10. Two athletes tied 49-6.75

2A

1. *Jason Powell, Rotan, 2000* 49-7.25
2. Jason Powell, Rotan, 1999 49-7
3. Michael Herzog, Thorndale, 2021 48-11.75
4. Mantrez Landrum, Chilton, 2010 48-10.5
5. Devaughn Retting, Price Carlisle, 2000 48-6
6. Mantrez Landrum, Chilton, 2009 &48-3.75
7. Devinar Roberson, Coleman, 2022 47-10.25
8. Josh Richter, Ackerly Sands, 1997 47-8.25
9. Ryan Davenport, Meridian, 2004 &47-6.75
10. Venard Love, Kennard, 1996 47-6.5

1A

1. *Asher Rogers, Water Valley, 2016* 45-3.75
2. Christian Coker, Henrietta Midway, 2022 45-1
3. Jacobe Essary, Milford, 2014 44-11.75
4. Michael Rodriguez, Rankin, 2016 44-11
5. Jacoby Thomas, Knox City, 2015 44-9.25
6. Asher Rogers, Water Valley, 2015 44-8.75
7. Gordon Hampton, Spur, 2013 44-8.5
8. Key'Undre Davis, Oakwood, 2018 44-8.25
9. Key'Undre Davis, Oakwood, 2019 44-6.25
10. Christian Coker, Henrietta Midway, 2022 44-5.50

WHEELCHAIR 100-METER DASH

1. *Tyler Buysse, Gunter, 2017* 15.41
2. Tyler Buysse, Gunter, 2016 16.05
3. Jacob Allen, Humble Kingwood Park, 2018 16.10
4. Carrington Marendes, Woodville, 2017 16.22
5. Vance Ott, Coahoma, 2022 &16.23
6. Vance Ott, Coahoma, 2021 &16.40

7. Jacob Allen, Humble Kingwood Park, 2017 16.57
8. Carlo Uglow, Buda Hays, 2022 &16.67
9. Sammy Haynes, Manvel, 2023 16.79
Carrington Marendes, Woodville, 2018 16.79

WHEELCHAIR 400-METER DASH

1. Tyler Buysse, Gunter, 2017 53.77
2. Carrington Marendes, Woodville, 2017 55.80
3. Carrington Marendes, Woodville, 2019 56.29
4. Jacob Allen, Humble Kingwood Park, 2019 56.49
5. Tyler Buysse, Gunter, 2016 57.60
6. Vance Ott, Coahoma, 2022 58.24
7. Carrington Marendes, Woodville, 2018 59.44
8. Vance Ott, Coahoma, 2021 1:00.06
9. Jacob Allen, Humble Kingwood Park, 2018 1:00.09
10. Joe Solis, Weslaco, 2017 1:00.92

SEATED SHOT PUT

1. Ke'Sean Paire, Woodville, 2022 28-2.00
2. Zachary Steger, Richardson, 2017 27-11.00
3. Carrington Marendes, Woodville, 2019 25-11.50
4. Carson Weatherton, Henderson, 2023 25-4.50
Carrington Marendes, Woodville, 2019 25-4.50
6. Kesean Paire, Woodville, 2019 25-2.75
7. Carrington Marendes, Woodville, 2019 24-9.25
8. Jaxon Hubble, Jacksboro, 2023 24-6.75
Kesean Paire, Woodville, 2019 24-6.75
10. Joseph Doak, Sheldon King, 2018 24-6.50

BOYS TRACK AND FIELD

YEAR-BY-YEAR RESULTS



2023 (May 2-4) Mike Myers Stadium (UT), Austin

6A		
1	Klein Forest	58
2	Duncanville	44
3	Allen	38

5A		
1	Fort Bend Marshall	38
2	Frisco Lone Star	32
3	Red Oak	31

4A		
1	Gilmer	58
2	Aubrey	55
3	Fort Stockton Taylor	34

3A		
1	New London West Rusk	44
2	Vernon	34
3	Crane	30

2A		
1	Refugio	68
2	Mason	42
3	Timpson	36

1A		
1	Paducah	60
2	Van Horn	48
3	Gordon	29

2022 (May 12-14) Mike Myers Stadium (UT), Austin

6A		
1	Humble Summer Creek	70
2	Duncanville	60
3	Klein Forest	46

5A		
1	Fort Bend Marshall	64
2	Lancaster	42
3	Manor	40

4A		
1	Wimberley	56
2	Argyle	31
3	Decatur	26

3A		
1	Brock	55
2	Breckenridge	33
3	New London West Rusk	30

2A		
1	Refugio	77
2	Hamilton	47

3	Marlin	42
	Timpson	42

1A		
1	Turkey Valley	51
2	Cross Plains	50
3	Paducah	48

2021 (May 6-8) Mike Myers Stadium (UT), Austin

6A		
1	Humble Summer Creek	54
2	Cedar Hill	40
3	Woodlands College Park	38

5A		
1	Frisco Liberty	54
2	Manvel	45.5
3	Fort Bend Marshall	42

4A		
1	Waco La Vega	82
2	La Grange	40
3	Kilgore	29

3A		
1	Brock	45
2	Onalaska	30
3	Riesel	22

2A		
1	Shiner	44

2	Refugio	38
3	Mart	34

1A		
1	Paducah	56
2	Rankin	40
3	Sterling City	38

2019 (May 10-11) Mike Myers Stadium (UT), Austin

6A		
1	Klein Forest	42
2	Houston Strake Jesuit	40
3	Mansfield Summit	37

5A		
1	Fort Bend Marshall	86
2	Lancaster	56
3	Manvel	43

4A		
1	Waco La Vega	70
2	Stafford	42
3	Taylor	36

3A		
1	Dallas Life Oak Cliff	46
2	Crockett	40
3	Goliad Winnie East Chambers	28



Yoakum - 2018 Conference 3A Boys Track & Field Team Champions



BOYS TRACK AND FIELD

YEAR-BY-YEAR RESULTS

2A		
1	Milano	62
2	Holland	42
3	Shiner	40

1A		
1	Paducah	60
2	Garden City	38
3	Happy	29

2018 (May 11-12) Mike Myers Stadium (UT), Austin

6A		
1	Conroe The Woodlands	68
2	Converse Judson	49
3	Katy Seven Lakes Klein Collins	38

5A		
1	Fort Bend Marshall	68
2	Mansfield Legacy	56
3	Lancaster	47

4A		
1	Dallas Carter	58
2	Stafford	52
3	Carthage	28

3A		
1	Yoakum	60
2	McGregor	42
3	Whitesboro	33

2A		
1	Milano	74
2	Valley View	56
3	San Augustine	36

1A		
1	Turkey Valley	72
2	Medina	34
3	Blum	32
	Happy	32
	Oakwood	32

2017 (May 11-13) Mike Myers Stadium (UT), Austin

6A		
1	Conroe The Woodlands	60
2	Richmond George Ranch	54
3	Converse Judson	39

5A		
1	Manvel	85
2	Port Arthur Memorial	63
3	Lancaster	34

4A		
1	Atlanta	43
2	Dallas Carter	40
3	Big Spring Silsbee	36

3A		
1	Crockett	41
2	Dallas Oak Cliff Life	35
3	Wall	34

2A		
1	New Deal	52
2	Crawford	48
3	Albany	44

1A		
1	Turkey Valley	76
2	Blum	52
3	Cross Plains	44.5

2016 (May 12-14) Mike Myers Stadium (UT), Austin

6A		
1	DeSoto	54
2	Manvel	50
3	Mansfield	36

5A		
1	Fort Bend Marshall	52
2	Lancaster Waxahachie	36

4A		
1	Stafford	50
2	Atlanta	36
3	Dallas Hutchins	32

3A		
1	Rockdale	54
2	Sunnyvale	40
3	Cisco	36

2A		
1	New Deal	78
2	Falls City	34
3	Albany Bremond Canadian Dallas Gateway	32

1A		
1	Water Valley	90
2	Garden City	44
3	Wink	40

2015 (May 14-16) Mike Myers Stadium (UT), Austin

6A		
1	Manvel	55
2	Port Arthur Memorial	44
3	Comal Canyon	40

5A		
1	Fort Bend Marshall	90
2	Lancaster	54
3	Richmond George Ranch	36

4A		
1	Gilmer	50
2	Stafford	46
3	Fairfield	30

3A		
1	Coleman	48
2	Bruceville-Eddy	44
3	Rockdale	36

2A		
1	New Deal	58
2	Timpson	40
3	Mason	39

1A		
1	Water Valley	61
2	Munday	45
3	Wink	36

2014 (May 9-10) Mike Myers Stadium (UT), Austin

5A		
1	Humble Kingwood	39
2	Klein Oak	38
3	DeSoto	34

4A		
1	Texarkana Texas	50
2	Fort Bend Marshall	48
3	Humble Summer Creek	39

3A		
1	Kennedale	50
2	Decatur Gilmer	32

2A		
1	Rosebud-Lott	61
2	Daingerfield Tatum	38

1A-D1		
1	Alto	66
2	Falls City	64
3	Stamford	42

BOYS TRACK AND FIELD

YEAR-BY-YEAR RESULTS



1A-D2

1	Bronte	58
2	Water Valley	40
3	Garden City	36

**2013 (May 10-11)
Mike Myers Stadium (UT), Austin**

5A

1	Converse Judson	54
2	Klein Oak	35
3	Fort Bend Bush	34

4A

1	Humble Summer Creek	53
2	Fort Bend Marshall	40
3	Beaumont Ozen	36

3A

1	Celina	54
2	West Orange-Stark	36
3	Kennedale	32

2A

1	East Bernard	57
2	Rosebud-Lott	44
3	Karnes City Newton	38

1A-D1

1	Munday	85
2	San Augustine	40
3	Stamford	38

1A-D2

1	Lenorah Grady	62
---	---------------	----

2	Throckmorton	48
3	Rocksprings	41

**2012 (May 11-12)
Mike Myers Stadium (UT), Austin**

5A

1	DeSoto	58
2	Galena Park North Shore	44
3	Mansfield Timberview	34

4A

1	Lancaster	63
2	Fort Worth Southwest	46
3	El Paso Burges	35

3A

1	Celina	80
2	Stafford	58
3	Texarkana Liberty-Eylau	46

2A

1	Edna	48
2	East Bernard	36
3	Crockett	32

1A

1	Munday	94
2	Stamford	37
3	Shiner	36

**2011 (May 13-14)
Mike Myers Stadium (UT), Austin**

5A

1	Galena Park North Shore	73
---	-------------------------	----

2	Copperas Cove	51
3	Klein Forest	24

4A

1	Lancaster	54
2	Denton Ryan	42
3	Wylie	32

3A

1	West Orange-Stark	64
2	Celina	58
3	Texarkana Liberty-Eylau	41

2A

1	Corrigan-Camden	46
2	Tatum	44
3	Cameron Yoe	42

1A

1	Munday	60
2	Collinsville	56
3	Yorktown	30

**2010 (May 14-15)
Mike Myers Stadium (UT), Austin**

5A

1	Galena Park North Shore	88
2	DeSoto	64
3	Fort Bend Willowridge	28

4A

1	Lancaster	72
2	Angleton	38
3	Denton Ryan	29

3A

1	West Orange-Stark	66
2	Texarkana Liberty-Eylau	61.33
3	Taylor	29

2A

1	Daingerfield	72
2	New Waverly	61
3	East Bernard	31

1A

1	Lindsay	50
2	Alto	38
3	Chilton Stamford	32

**2009 (May 5-6)
Mike Myers Stadium (UT), Austin**

5A

1	Garland Rowlett	66
2	Killeen Ellison	56
3	Galena Park North Shore	28



Lancaster - 2010 Conference 4A Boys Track & Field Team Champions



BOYS TRACK AND FIELD

YEAR-BY-YEAR RESULTS

4A		
1	Lancaster	52
2	Waxahachie	37
3	Fort Worth Eastern Hills Texarkana Texas	36

3A		
1	West Orange-Stark	58
2	Argyle	44
	Waco La Vega	44

2A		
1	Corrigan-Camden	60
2	Pottsboro	42
3	Van Vleck	36

1A		
1	Canadian	35
2	Meridian	32.5
3	Tolar	29

2008 (May 9-10) Mike Myers Stadium (UT), Austin

5A		
1	Garland Rowlett	70
2	Lewisville	66
3	Conroe The Woodlands	31

4A		
1	Lancaster	44
2	Angleton	38
3	Beaumont Central	34

3A		
1	Cuero	62
2	Atlanta	52.5
3	Dallas Madison	42

2A		
1	Arp	52
2	Hempstead	42
3	Crane Floydada	38

1A		
1	Rule	42
2	Hull-Daisetta	32
3	Chilton	28

2007 (May 11-12) Mike Myers Stadium (UT), Austin

5A		
1	Fort Bend Hightower	51
2	Cedar Hill Klein Forest	40

4A		
1	Copperas Cove	68
2	Texas City	31

3	Houston Worthing Lancaster	28
---	-------------------------------	----

3A		
1	Dallas Madison	64
2	Cuero	43
3	Fort Stockton	36

2A		
1	Tatum	64
2	Hempstead	47
3	Hearne	37

1A		
1	Rule	41
2	Hull-Daisetta	36
3	Sterling City	32

2006 (May 12-13) Mike Myers Stadium (UT), Austin

5A		
1	Houston Eisenhower	59
2	Garland	36
3	Alief Elsik	34

4A		
1	Texas City	56
2	Houston Worthing	46
3	Dallas Kimball	42

3A		
1	Cuero	67
2	Hempstead	51
3	Tatum	36

2A		
1	Crane	56
2	Kerens	51
3	Arp Aubrey	46

1A		
1	Rotan	42
2	Memphis	35.5
3	Sunray	28

2005 (May 13-14) Mike Myers Stadium (UT), Austin

5A		
1	Katy Cinco Ranch	57
2	Houston Eisenhower	44
3	Dallas Carter	34

4A		
1	Crowley	40
2	Houston Worthing Lancaster	36

3A		
1	Cuero	50
2	Sweetwater	48
3	Waco La Vega	37

2A		
1	Lexington	46
2	Hitchcock	42
3	Aubrey	36

1A		
1	Lindsay	73
2	Burton	64
3	Seagraves	47

2004 (May 14-15) Mike Myers Stadium (UT), Austin

5A		
1	Katy Cinco Ranch	63
2	DeSoto	36
3	Cedar Hill	32

4A		
1	Lancaster	79
2	Beaumont Ozen	36
3	Mesquite Poteet	35

3A		
1	Atlanta	56
2	Wharton	48
3	Texarkana Liberty-Eylau	42

2A		
1	Alto	50
2	Whitewright	44
3	Junction	35

1A		
1	Mertzion Irion County	56
2	Lindsay	49
3	Chilton	46

2003 (May 9-10) Mike Myers Stadium (UT), Austin

5A		
1	Arlington Bowie	48
2	Port Arthur Memorial	36
3	Alief Elsik	32

4A		
1	Lancaster	72
2	West Orange-Stark	42
3	Austin Northeast	40

3A		
1	Atlanta	69
2	Jasper	66
3	Texarkana Liberty-Eylau	36

BOYS TRACK AND FIELD

YEAR-BY-YEAR RESULTS



2A		
1	Corrigan-Camden	63
2	Lexington	43
3	Crawford	38

1A		
1	Mertzon Irion County	54
2	Burton	42
	Lindsay	42

2002 (May 10-11) Mike Myers Stadium (UT), Austin

5A		
1	Dallas Carter	41
2	Duncanville	30
	Katy Taylor	30

4A		
1	Fort Worth Wyatt	36
2	Jasper	32
3	Austin Reagan	28

3A		
1	Atlanta	53
2	Gainesville	48
3	Forney	40

2A		
1	Junction	40
2	Alto	36
3	Sonora	28.33

1A		
1	Mertzon Irion County	64
2	Baird	36
3	Ranger	33

2001 (May 11-12) Mike Myers Stadium (UT), Austin

5A		
1	Abilene	48
2	Beaumont Central	34
	North Garland	34

4A		
1	Houston Forest Brook	66
2	Austin Reagan	30
3	Marble Falls	28

3A		
1	Abilene Wylie	41
2	Forney	40
	Sweeny	40

2A		
1	Refugio	77
2	Junction	36
3	Mart	28

1A		
1	Iraan	48
	Trent	48
3	Karnack	47

2000 (May 12-13) Mike Myers Stadium (UT), Austin

5A		
1	Duncanville	38
2	Fort Bend Austin	32
3	Copperas Cove	26

4A		
1	Houston Forest Brook	48
2	Lockhart	35
3	Austin Northeast	32

3A		
1	Hearne	34
2	Forney	24
3	Crane	23

2A		
1	Refugio	80
2	Elysian Fields	56
3	Woodsboro	34

1A		
1	Karnack	47.5
2	Rotan	34
3	Trent	30

1999 (May 14-15) Darrell K. Royal Stadium (UT), Austin

5A		
1	Conroe The Woodlands	54
2	Arlington Lamar	38
3	Fort Bend Austin	36

4A		
1	Houston Forest Brook	40
2	Fort Worth Dunbar	34
3	Pflugerville Connally	31

3A		
1	Hooks	34
2	Giddings	32
3	Daingerfield Vernon	26

2A		
1	Holliday	48
2	Woodsboro	43
3	Van Vleck	34

1A		
1	Louise	28
2	Celeste	24
3	Rotan Santo	22



Sweeny - 1992 Conference 3A Boys Track & Field Team Champions



BOYS TRACK AND FIELD

YEAR-BY-YEAR RESULTS

1998 (May 15-16)

Darrell K. Royal Stadium (UT), Austin

5A		
1	Fort Worth Wyatt	62
2	South Grand Prairie	36
3	Beaumont Central	24

4A

1	Ennis	30
	Houston Forest Brook	30
3	Lockhart	29

3A

1	Giddings	52
	Vernon	52
3	Daingerfield	28

2A

1	Holliday	46
2	Woodsboro	41
3	Elysian Fields	40

1A

1	Barksdale Nueces Canyon	38
2	Louise	36
3	Frost	28

1997 (May 9-10)

Darrell K. Royal Stadium (UT), Austin

5A		
1	Langham Creek	30
2	Houston Sterling	28
	Marshall	28
	Midland Legacy	28

4A

1	Jasper	64
2	Bay City	32
3	Greenville	28

3A

1	Atlanta	67
2	Giddings	32
	Littlefield	32

2A

1	Stamford	49
2	Elysian Fields	39
3	Alto	24
	Hawley	24
	Somerville	24

1A

1	Paducah	40
2	Karnack	34
3	Evadale	29

1996 (May 10-11)

Texas Memorial Stadium (UT), Austin

5A		
1	Dallas Kimball	50
2	Klein Forest	36
3	Houston Sterling	32

4A

1	Sheldon King	47
2	Dallas Roosevelt	36
3	Lancaster	32

3A

1	Tatum	60
2	Atlanta	51
3	Santa Rosa	28

2A

1	Alto	50
2	Schulenburg	31
3	Celina	26
	Sundown	26

1A

1	Paducah	52
2	Evadale	25
3	Apple Springs	24
	Bartlett	24

1995 (May 12-13)

Texas Memorial Stadium (UT), Austin

5A		
1	Pflugerville	42
2	Fort Bend Willowridge	40
3	Humble Kingwood	28
	Longview	28
	Tyler	28

4A

1	Everman	38
2	Dallas Lincoln	36
3	Brenham	35

3A

1	Daingerfield	58
2	Rockdale	50
3	Commerce	20
	Cuero	20
	Gonzales	20
	Smithville	20
	Waco Connally	20

2A

1	Refugio	78
2	El Maton Tidehaven	32
3	Alto	30

1A

1	Roscoe	60
---	--------	----

2	Crawford	40
	Robert Lee	40

1994 (May 13-14)

Texas Memorial Stadium (UT), Austin

5A		
1	Beaumont West Brook	40
2	Richardson	28
3	Temple	27

4A

1	La Marque	38
2	Mineral Wells	30
3	Tyler Chapel Hill	28

3A

1	Tatum	40
2	Luling	33
3	Cuero	30

2A

1	Refugio	79
2	Alto	56
3	Wallis Brazos	28

1A

1	Sudan	42
2	Chilton	36
	Colmesneil	36

1993 (May 14-15)

Texas Memorial Stadium (UT), Austin

5A		
1	Odessa Permian	52
2	Converse Judson	43
3	Beaumont West Brook	30

4A

1	San Angelo Lake View	28
2	Belton	27
3	Mineral Wells	25

3A

1	Waco Connally	40
2	Sweeny	38.5
3	Atlanta	24

2A

1	Refugio	78
2	Celina	44
3	San Augustine	32

1A

1	Chilton	78
2	Utopia	35
3	Roscoe	32
	Sudan	32



Haskell - 1988 Conference 2A Boys Track & Field Team Champions

1992 (May 15-16)

Texas Memorial Stadium (UT), Austin

5A		
1	Odessa	52
2	Longview	48
3	Tyler	32

4A		
1	Austin Northeast	78
2	Dallas Hutchins	47
3	La Marque	38
	Dallas South Oak Cliff	38

3A		
1	Sweeny	53
2	Atlanta	38
3	Marlin	36

2A		
1	Woodsboro	61
2	Celina	43
3	Van Alstyne	34

1A		
1	Calvert	58
2	Memphis	50
3	Plains	30
	Rotan	30

1991 (May 10-11)

Texas Memorial Stadium (UT), Austin

5A		
1	Killeen	54
2	Fort Bend Willowridge	50

3	Houston Sterling	28
---	------------------	----

4A		
1	Jasper	60
2	Dallas South Oak Cliff	56
3	Austin Northeast	54

3A		
1	Marlin	61
2	Abilene Wylie	48
3	Cuero	42

2A		
1	Celina	42
2	Shelby	40
3	Goldthwaite	38

1A		
1	Munday	93
2	Calvert	82
3	Memphis	38

1990 (May 11-12)

Texas Memorial Stadium (UT), Austin

5A		
1	Fort Bend Willowridge	37
2	Greenville	32
	League City Clear Creek	32

4A		
1	Bay City	43
2	Pflugerville	30
	Waxahachie	30

3A		
1	Crystal City	32
2	Caldwell	30
	Marlin	30

2A		
1	Refugio	48
2	Grapeland	34
	McGregor	34

1A		
1	Munday	56
2	Rotan	46
3	Turkey Valley	29

1989 (May 12-13)

Texas Memorial Stadium (UT), Austin

5A		
1	Dallas South Oak Cliff	42
2	Galveston Ball	32
3	Longview	29

4A		
1	Dallas Hillcrest	32
2	Mount Pleasant	30
3	Denison	28

3A		
1	Atlanta	52
2	Marlin	28
3	Commerce	26

2A		
1	Corrigan-Camden	61
2	Refugio	38
3	Spearman	28

1A		
1	Rotan	50
2	Wortham	35
3	Munday	34

1988 (May 13-14)

Texas Memorial Stadium (UT), Austin

5A		
1	Dallas South Oak Cliff	36
2	Galveston Ball	30
3	Austin Northeast	26
	Fort Bend Clements	26

4A		
1	Silsbee	40
2	Jasper	22
3	Crosby	20
	Friendswood	20
	Lubbock Estacado	20
	Mount Pleasant	20
	Paris	20



BOYS TRACK AND FIELD

YEAR-BY-YEAR RESULTS

Tyler Chapel Hill 20

3A

1 Cuero 41
2 Navasota 40
3 Daingerfield 32
Van Vleck 32

2A

1 Haskell 52
2 Mart 46
3 Buffalo 33

1A

1 Munday 64
2 Karnack 52
3 Riesel 38

1987 (May 15-16)

Texas Memorial Stadium (UT), Austin

5A

1 Galveston Ball 42
2 Conroe McCullough 38
Dallas South Oak Cliff 38

4A

1 Dallas Lincoln 55
2 Port Arthur Lincoln 42
3 Jasper 37

3A

1 Giddings 40
2 Navasota 38

3 Yoakum 36

2A

1 Refugio 56
2 Haskell 48
3 Alto 40

1A

1 Karnack 52
2 Paducah 32
Wheeler 32

1986 (May 16-17)

Texas Memorial Stadium (UT), Austin

5A

1 Galveston Ball 62
2 Dallas Spruce 30
3 Dallas Carter 28
Fort Worth Wyatt 28

4A

1 Lubbock Estacado 40
2 Port Arthur Lincoln 38
3 Dallas Lincoln 31

3A

1 Columbus 52
2 Navasota 48
3 Van Vleck 41

2A

1 Alto 40
2 Corrigan-Camden 37

3 Tatum 36

1A

1 Gruver 42
2 Calvert 40
3 Munday 30

1985 (May 10-11)

Texas Memorial Stadium (UT), Austin

5A

1 Dallas Roosevelt 51
2 Houston Forest Brook 32
3 Dallas Carter 29

4A

1 Jasper 66
2 Corsicana 46
3 Port Arthur Lincoln 40

3A

1 Gladewater 49
2 Navasota 48
3 Rockdale 32

2A

1 Three Rivers 42
2 Alto 40
3 Hawkins 32
Woodsboro 32

1A

1 Munday 62
2 Gruver 38
3 Robert Lee 30

1984 (May 11-12)

Texas Memorial Stadium (UT), Austin

5A

1 Dallas Roosevelt 52
2 Houston Forest Brook 30
Odessa Permian 30

4A

1 Bay City 42
2 Everman 32
Port Arthur Lincoln 32

3A

1 Daingerfield 41
2 Cuero 32
3 Navasota 30

2A

1 Panhandle 48
2 Kerens 34
3 Grapeland 29



Snook - 1981 Conference 1A Boys Track & Field Team Champions



1A		
1	Bremond	58
2	Bruceville-Eddy	32
3	Claude	26

**1983 (May 13-14)
Texas Memorial Stadium (UT), Austin**

5A		
1	Dallas Roosevelt	50
2	Texarkana Texas	48
3	Tyler	27

4A		
1	Lubbock Estacado	54
2	Dallas Madison	48
3	Dallas Lincoln	45

3A		
1	Refugio	62
2	Giddings	48
3	Cuero	46

2A		
1	Woodsboro	52
2	Hawkins	46
3	Panhandle	42

1A		
1	Bremond	60
2	Lindsay	29
3	Bruceville-Eddy	26

**1982 (May 14-15)
Texas Memorial Stadium (UT), Austin**

5A		
1	Dallas South Oak Cliff	50
2	West Orange-Stark	42
3	Fort Worth Dunbar	36

4A		
1	Lubbock Estacado	52
2	Dallas Lincoln	39
3	Belton	34
	Odessa Ector	34

3A		
1	Refugio	44
2	Linden-Kildare	36
3	Gilmer	30

2A		
1	Woodsboro	46
2	Rotan	42
3	Lubbock Cooper	41

1A		
1	Snook	72

2	Dawson	51
3	Bremond	34

**1981 (May 15-16)
Texas Memorial Stadium (UT), Austin**

5A		
1	Pasadena Dobie	29
2	Texas City	24
3	Galveston Ball	21
	Killeen Ellison	21

4A		
1	Andrews	30
	Brenham	30
3	Kerrville Tivy	28

3A		
1	Refugio	40
2	Bellville	32
	Pittsburg	32

2A		
1	Kerens	63
2	Celina	50
3	Corrigan-Camden	28

1A		
1	Snook	58
2	Bremond	38
3	Miles	32

**1980 (May 9-10)
Texas Memorial Stadium (UT), Austin**

4A		
1	Killeen	69
2	Tyler	34
3	San Antonio Houston	28

3A		
1	Terrell	46
2	Brenham	32
3	Columbia West Columbia	30

2A		
1	Needville	64
2	Giddings	44
3	Brady	30
	Slaton	30

1A		
1	Ganado	42
2	Falls City	38
3	Kerens	24

B		
1	Snook	80
2	Amherst	30

3	Miles	26
---	-------	----

**1979 (May 11-12)
Texas Memorial Stadium (UT), Austin**

4A		
1	Killeen	52
2	Houston Waltrip	28
3	Midland Legacy	24
	San Antonio Houston	24

3A		
1	Bay City	56
2	Lubbock Estacado	30
	Mount Pleasant	30

2A		
1	Needville	54
2	Columbus	34
3	Breckenridge	22

1A		
1	Timpson	40
2	Hull-Daisetta	30
3	Hawkins	26

B		
1	Snook	58
2	Wortham	42
3	Rule	30

**1978 (May 12-13)
Texas Memorial Stadium (UT), Austin**

4A		
1	Killeen	35
2	Fort Worth Eastern Hills	30
3	Houston Jones	22

3A		
1	Bonham	44
2	Columbia West Columbia	34
3	Gregory-Portland	32

2A		
1	Columbus	50
2	Luling	36
3	Elgin	20
	Keller	20
	Sealy	20

1A		
1	Mart	38
2	Hardin	30
3	Jourdanton	29

B		
1	Wortham	62
2	Meridian	42



BOYS TRACK AND FIELD

YEAR-BY-YEAR RESULTS

3 Italy 29

1977 (May 13-14)

Texas Memorial Stadium (UT), Austin

4A

1	Galveston Ball	38
2	Garland	32
3	Houston Yates	24
	Temple	24

3A

1	Brenham	40
2	Humble	37
3	Columbia West Columbia	32

2A

1	Rockdale	46
2	Hooks	39
3	McGregor	30

1A

1	Karnack	50
2	Stanton	32
3	Big Sandy	30

B

1	Meridian	48
2	Groom	30.5
3	Ben Bolt	30

1976 (May 14-15)

Texas Memorial Stadium (UT), Austin

4A

1	Abilene	51
2	Houston Madison	38
3	Bryan	36

3A

1	Lampasas	40
2	Columbia West Columbia	36
3	Lubbock Dunbar	32

2A

1	Columbus	40
2	Freer	38
	White Oak	38

1A

1	Memphis	46
2	Karnack	35
3	Lexington	20

B

1	Big Sandy	59
2	Meridian	51
3	Moody	36

1975 (May 9-10)

Texas Memorial Stadium (UT), Austin

4A

1	Galveston Ball	36
2	Abilene	34
3	Dallas South Oak Cliff	26

3A

1	Jasper	40
2	Lubbock Dunbar	32
3	Gilmer	30

2A

1	Hearne	40
2	Buna	30
3	Floresville	24

1A

1	Schulenburg	56
2	Timpson	46
3	Karnack	30

B

1	Moody	51
2	Wortham	50
3	Meridian	30

1974 (May 3-4)

Texas Memorial Stadium (UT), Austin

4A

1	Fort Worth Dunbar	50
2	San Angelo Central	40
3	Galveston Ball	28

3A

1	Kilgore	62
2	Odessa Ector	37
3	Tyler Chapel Hill	34

2A

1	Hamlin	52
2	Caldwell	48
	Refugio	48

1A

1	Timpson	52
2	Pflugerville	32
3	Rankin	29

B

1	Rule	54
2	Danbury	53
3	Wortham	47

1973 (May 4-5)

Texas Memorial Stadium (UT), Austin

4A

1	Galveston Ball	56
---	----------------	----

2	Bryan	32
3	Dallas Roosevelt	31

3A

1	Monahans	53
2	Mount Pleasant	42
3	Kilgore	36

2A

1	Hamlin	60
2	Elgin	56
3	Bellville	34

1A

1	Sonora	74
2	Somerville	32
3	Timpson	21

B

1	Rule	58
2	Big Sandy	38
3	Wortham	36

1972 (May 4-6)

Texas Memorial Stadium (UT), Austin

4A

1	Fort Worth North Side	40
2	Houston Smiley	34
3	Galveston Ball	28

3A

1	Mount Pleasant	46
2	Houston Elmore	44
3	Odessa Ector	34

2A

1	Sealy	50
2	Mart	44
3	Refugio	36

1A

1	White Oak	54
2	Forney	52
3	New Deal	27

B

1	Wall	60
2	Loraine	50
3	Rule	34.5

1971 - May 7-8)

Texas Memorial Stadium (UT), Austin

4A

1	Port Arthur Lincoln	48
2	Dallas South Oak Cliff	36
3	Houston Jones	26
	Midland	26

BOYS TRACK AND FIELD

YEAR-BY-YEAR RESULTS



3A		
1	Odessa Ector	56
2	Houston Elmore	44
3	McKinney	28

2A		
1	Sealy	46
2	Floydada	42
3	Ganado Mart	26

1A		
1	Crowell	54
2	Forney	42
3	Corrigan-Camden	34

B		
1	Rule	40
2	Riesel	37
3	Bartlett	28

1970 (May 8-9) Texas Memorial Stadium (UT), Austin

4A		
1	Dallas Lincoln	60
2	Austin Anderson	40
3	Odessa Permian	30

3A		
1	Lubbock Estacado	43
2	Gainesville	32
3	Dickinson	30

2A		
1	Caldwell	34
2	Crosby	27
3	Hamlin	24

1A		
1	Mart	43
2	Groesbeck	41
3	Lubbock Cooper	36

B		
1	Celina	70
2	Vernon Lockett	52
3	Alief	30

1969 (May 2-3) Texas Memorial Stadium (UT), Austin

4A		
1	San Antonio Wheatley	36
2	Dallas Lincoln	34
3	Houston Wheatley	30

3A		
1	Angleton	45

2	Lubbock Estacado	42
3	Houston Elmore	31

2A		
1	Fort Worth Kilpatrick	68
2	Lufkin Dunbar	51
3	Olton	26

1A		
1	Lubbock Cooper	38
2	White Oak	32
3	El Dorado Junction	28

B		
1	Celina	62
2	Rocksprings	34
3	Meadow	32

1968 (May 3-4) Texas Memorial Stadium (UT), Austin

4A		
1	Corpus Christi Moody	39
2	Austin Anderson Dallas Lincoln Spring Branch Memorial	28

3A		
1	Lubbock Dunbar	43
2	San Antonio Brackenridge	40
3	San Marcos	34

2A		
1	Fort Worth Kilpatrick	102
2	Brady	30
3	Round Rock	22

1A		
1	El Maton Tidehaven	74
2	Dawson	36
3	George West	22

B		
1	Vernon Lockett	62
2	Slocum	34
3	Friendswood	26

1967 (May 5-6) Texas Memorial Stadium (UT), Austin

4A		
1	Spring Branch Memorial	54
2	San Antonio Highlands	36
3	Fort Worth Paschal	32

3A		
1	Odessa Ector	54
2	San Antonio Brackenridge	44
3	Snyder	35

2A		
1	Palacios	58
2	Teague	44
3	Sweeny	38

1A		
1	El Maton Tidehaven	76
2	Bartlett	44
3	Ozona	22

B		
1	Vernon Lockett	56
2	Friendswood	25
3	Fort Hancock	23

1966 (May 6-7) Texas Memorial Stadium (UT), Austin

4A		
1	San Antonio Highlands	55
2	Odessa Permian	34
3	Spring Branch Memorial	30

3A		
1	Monahans	56
2	San Marcos	48
3	Channelview San Angelo Lake View	30

2A		
1	Taylor	53
2	Palacios	50
3	La Grange	31

1A		
1	Goldthwaite	67
2	Coahoma	36
3	Pettus	30

B		
1	Bartlett	50
2	Friendswood	28
3	Rule	22

1965 (May 7-8) Texas Memorial Stadium (UT), Austin

4A		
1	Corpus Christi Ray	41
2	Corpus Christi Miller	33
3	Spring Branch Memorial	32

3A		
1	Liberty	54
2	San Marcos	43
3	Snyder	31

2A		
1	Pittsburg	42



BOYS TRACK AND FIELD

YEAR-BY-YEAR RESULTS

2	Sinton	40
3	Taylor	26

1A

1	George West	38
2	Baird	32
3	Memphis	26

B

1	Booker	51
2	Overton	28
3	Bangs	25

1964 (May 8-9)
Texas Memorial Stadium (UT), Austin

4A

1	Abilene Cooper	31
2	Amarillo Tascosa	28
3	Dallas Highland Park	26

3A

1	Kermit	69.5
2	Brownwood	62
3	Fort Stockton	28

2A

1	Liberty	51
2	Denver City	36.5
3	Richardson Lake Highlands	36

1A

1	El Dorado	35
2	Winnie East Chambers	30
3	Fort Worth Boswell	28

B

1	Booker	50
2	Stockdale	32
3	Evant	20
	Kemp	20

1963 (May 3-4)
Texas Memorial Stadium (UT), Austin

4A

1	Amarillo Tascosa	60
2	Dallas Hillcrest	54
3	Dallas Sunset	20
	Pampa	20

3A

1	Nederland	50
2	Kermit	45
3	Fort Stockton	41.5

2A

1	Daingerfield	60
2	Denver City	39
3	Coleman	37
	Livingston	37

1A

1	Bloomington	35
2	Petersburg	30
3	Clyde	28
	Midlothian	28

B

1	Bartlett	52
2	Aspermont	32

3	O'Brien	27
---	---------	----

1962 (May 4-5)
Texas Memorial Stadium (UT), Austin

4A

1	Baytown	53
2	Abilene	42
3	San Antonio Highlands	41

3A

1	Brownwood	40
2	Robstown	38
3	Lamesa	32

2A

1	Fort Stockton	63
2	Fredericksburg	34
3	Daingerfield	33

1A

1	Rotan	30
2	Anahuac	28
	Eldorado	28

B

1	Longview Spring Hill	48
2	Bartlett	44
3	Rising Star	36

1961 (May 5-6)
Texas Memorial Stadium (UT), Austin

4A

1	Abilene	76
2	Baytown	43
3	Dallas Sunset	34

3A

1	Andrews	64
2	Snyder	45
3	Dumas	44

2A


1	Taylor	50
2	Iowa Park	44
3	Bellville	31

1A

1	Bloomington	42
2	Sour Lake	37
3	George West	28
	Van Alstyne	28

B

1	Lazbuddie	40
2	Lueders	30
3	Rising Star	26



Randy Matson - Pampa



1960 (May 6-7)

Texas Memorial Stadium (UT), Austin

4A		
1	Abilene	51
2	Baytown Lee	45.5
3	Midland	42

3A

1	Andrews	79
2	Bay City	45
	Brownwood	45

2A

1	Bowie	57
2	Wharton	44
3	Liberty	38

1A

1	Iowa Park	96
2	Anahuac	37
3	Hughes Springs	22.5

B

1	Bangs	83
2	Wink	66
3	Fort Worth Masonic Home	36

1959 (May 8-9)

Texas Memorial Stadium (UT), Austin

4A		
1	Abilene	55
2	Fort Worth Carter-Riverside	52
3	Houston Lamar	30

3A

1	Andrews	71
2	Gainesville	34
3	Bay City	29.5

2A

1	Wharton	48
2	Bowie	34
3	Liberty	21

1A

1	Weimer	26
2	Thorndale	25
3	Ralls	21

B

1	Wink	53
2	Bangs	42
3	Richland Springs	30

1958 (May 2-3)

Texas Memorial Stadium (UT), Austin

2A		
1	Andrews	32

2	Gladewater	28
3	San Antonio Brackenridge Snyder	25

1A

1	New Boston	36
2	Wharton	32
3	Coleman	31.5

B

1	White Oak	41
2	Groom	30
3	Richland Springs	24

1957 (May 3-4)

Texas Memorial Stadium (UT), Austin

2A		
1	Pasadena	46
2	Baytown	36.67
3	Houston Lamar	28

1A

1	Stamford	44
2	Wharton	36
3	New Boston Refugio	32

B

1	Weimar	30
2	Hawley	22
	Richland Springs	22

1956 (May 4-5)

Texas Memorial Stadium (UT), Austin

2A		
1	Houston Lamar	49
2	Pasadena	40.33
3	Fort Worth Arlington Heights	36

1A

1	El Campo	38
2	Brady	31.33
3	Gladewater Refugio	28

B

1	Mont Belvieu Barbers Hill	36
2	Thorndale	27.75
3	Stinnett	27.5

1955 (May 6-7)

Texas Memorial Stadium (UT), Austin

2A		
1	Baytown	38.5
2	Dallas Sunset	32.33
	Houston Lamar	32.33

1A

1	Fort Stockton	34
2	Boling	25.67
3	Andrews	20
	Colorado City Colorado	20
	Graham	20

B

1	Three Rivers	38
2	Mont Belvieu Barbers Hill	24.67
3	Chilton	20

1954 (May 7-8)

Texas Memorial Stadium (UT), Austin

2A		
1	Abilene	47
2	Dallas Sunset	40
3	Amarillo	28
	San Antonio Brackenridge	28

1A

1	Andrews	54
2	Colorado City Colorado	21
3	Denver City	18

B

1	Bangs	34
2	College Station A&M Consolidated	24
3	Three Rivers	20

1953 (May 8-9)

Texas Memorial Stadium (UT), Austin

2A		
1	Dallas Sunset	38
2	Baytown Lee	36.75
3	Corpus Christi Ray	35

1A

1	Brenham	56
2	Refugio	28
3	Colorado City	26

B

1	Sugar Land	58
2	O'Donnell	33
3	Frona	28

1952 (May 2-3)

Texas Memorial Stadium (UT), Austin

2A		
1	Odessa	76
2	Houston San Jacinto	34
3	Houston Lamar	30

1A

1	Brenham	50
2	Phillips	34



BOYS TRACK AND FIELD

YEAR-BY-YEAR RESULTS

3 Jacksonville 24

B
 1 Sugar Land 78
 2 Karnes City 28
 3 Liberty 26

1951 (May 4-5) Texas Memorial Stadium (UT), Austin

2A
 1 Odessa 64
 2 Austin 34
 3 Houston Reagan 33.75

1A
 1 Brady 74.33
 2 Brenham 52
 3 Jacksonville 27

B
 1 Clyde 33
 2 Dimmitt 28
 3 Iraan 24

1950 (May 5-6) Texas Memorial Stadium (UT), Austin CITY (May 12, Houston)

1 Houston Lamar 77
 2 Houston Heights 54
 3 San Antonio Brackenridge 46

2A
 1 Odessa 57
 2 Galveston Ball 55
 3 Beaumont 53

1A
 1 Brady 72.5
 2 Brenham 42
 3 Cleveland 30

B
 1 Rising Star 40
 2 White Deer 30
 3 Marfa 26

1949 (May 6-7) Texas Memorial Stadium (UT), Austin CITY (May 13, Alamo Stadium, San Antonio)

1 Houston Reagan 53
 2 Fort Worth North Side 51
 3 Dallas Wilson 43.5

2A
 1 Corpus Christi 62.33
 2 Amarillo 45
 3 Kerrville 42.33

1A
 1 Falfurrias 40
 2 Phillips 36
 3 Brady 35.33

B
 1 White Oak 72
 2 Rising Star 28
 3 Humble 22

1948 (May 7-8) Texas Memorial Stadium (UT), Austin CITY (May 14, Dal-Hi Stadium, Dallas)

1 San Antonio Brackenridge 71
 2 San Antonio Jefferson 58
 3 Houston Lamar 51

2A
 1 Austin 104.5
 2 Beaumont 41
 3 Corpus Christi 39

1A
 1 Seminole 40
 2 Humble 38
 3 Mexia 26

B
 1 Junction 58
 2 Pearsall 36.33
 3 Richland Springs 30

1947 (May 2-3) Texas Memorial Stadium (UT), Austin ALL

1 Corpus Christi 46
 2 Austin 36
 3 San Antonio Jefferson 31

1946 (May 2-3) Texas Memorial Stadium (UT), Austin ALL

1 Houston Austin 46
 2 Houston Lamar 30
 3 Fort Worth Paschal 24.33

1945 (May 3-4) Texas Memorial Stadium (UT), Austin ALL

1 San Antonio Brackenridge 29
 2 San Antonio Jefferson 26.5
 3 Lubbock 10

1944 (May 4-5) Texas Memorial Stadium (UT), Austin ALL

1 San Antonio Jefferson 31.5
 2 San Antonio Brackenridge 28
 3 Baytown Lee 12



Fort Worth Paschal - 1923 Boys Track & Field 4x400-Meter Relay Champions



1943 (May 7-8)

Texas Memorial Stadium (UT), Austin

ALL

1	Austin	20.33
2	San Antonio Jefferson	19.5
3	Dallas Crozier Tech	12

1942 (May 8-9)

Texas Memorial Stadium (UT), Austin

ALL

1	San Antonio Jefferson	17
2	Dallas Sunset	13
3	Houston Davis	12.33

1941 (May 2-3)

Texas Memorial Stadium (UT), Austin

ALL

1	Houston Davis	13
2	Kingsville King	10
3	Dallas Highland Park	9

1940 (May 3-4)

Texas Memorial Stadium (UT), Austin

ALL

1	Dallas Highland Park	13
2	Tahoka	11
3	El Paso Austin	10

1939 (May 5-6)

Texas Memorial Stadium (UT), Austin

ALL

1	Brady	19
2	Rockdale	11
3	Kaufman	10

1938 (May 6-7)

Texas Memorial Stadium (UT), Austin

ALL

1	Houston Milby	10
2	Houston Reagan	8
	San Antonio Brackenridge	8
	Schulenburg	8

1937 (May 7-8)

Texas Memorial Stadium (UT), Austin

ALL

1	Dallas Wilson	12
2	Brownwood	11
	Mart	11

1936 (May 1-2)

Texas Memorial Stadium (UT), Austin

ALL

1	Freeport	15
2	Houston San Jacinto	11
3	Rocksprings	8

1935 (May 3-4)

Texas Memorial Stadium (UT), Austin

ALL

1	Mont Belvieu Barbers Hill	10
2	Corpus Christi	8
	Hereford	8
	Yoakum	8

1934 (May 4-5)

Texas Memorial Stadium (UT), Austin

ALL

1	Port Arthur	14
2	Brownsville	8
	Denison	8

1933 (May 5-6)

Texas Memorial Stadium (UT), Austin

ALL

1	Port Arthur	11
2	Fort Worth North Side	10
3	Eastland	9

1932 (May 6-7)

Texas Memorial Stadium (UT), Austin

ALL

1	Sherman	13
2	North Dallas	11
3	Fort Worth North Side	10

1931 (May 8-9)

Texas Memorial Stadium (UT), Austin

ALL

1	Dallas Wilson	15
2	San Angelo	10
	San Antonio Main	10

1930 (May 2-3)

Texas Memorial Stadium (UT), Austin

ALL

1	Houston San Jacinto	15
2	San Angelo	12
3	Hereford	10

1929 (May 3-4)

Texas Memorial Stadium (UT), Austin

ALL

1	San Angelo	19
2	Houston San Jacinto	11
3	Grand Prairie	7
	Temple	7

1928 (May 4-5)

Texas Memorial Stadium (UT), Austin

ALL

1	Dallas Forest Avenue	12.5
2	Fort Worth Poly	10
	Houston Davis	10

1927 (May 6-7)

Texas Memorial Stadium (UT), Austin

ALL

1	Electra	19.5
2	Freeport	12
3	Fort Worth Masonic Home	10

1926 (May 7-8)

Texas Memorial Stadium (UT), Austin

ALL

1	San Antonio Main	13.5
2	Smithville	8
3	Abilene	7

1925 (May 8-9)

Texas Memorial Stadium (UT), Austin

ALL

1	Abilene	13.5
2	Dallas Forest Avenue	13
3	Sweetwater	10.75

1924 (May 2-3)

Clark Field (UT), Austin

A

1	Wichita Falls	23
2	Cleburne	20
3	Houston Central	16.33

B

1	Corsicana State Home	15
2	Alvord	14
3	Harrold	11

1923 (May 4-5)

Clark Field (UT), Austin

A

1	Electra	21
2	Wichita Falls	16



BOYS TRACK AND FIELD

YEAR-BY-YEAR RESULTS

3 Eastland 13

B

1 LaGrange 20
2 Alvin 16
3 Harrod 9

1922 (May 5-6)

Clark Field (UT), Austin

A

1 Austin 16
2 Honey Grove 15
3 Dallas Forest Avenue 10
Mineral Wells 10

B

1 Alvin 15
2 Heame 13
3 LaGrange 12

1921 (May 5-6)

Clark Field (UT), Austin

A

1 Sherman 20
2 Austin 19
3 Dallas Forest Avenue 16

B

1 Rosenberg 16
2 Alvin 10
Barstow 10
Dickinson 10
Palacios 10

1920 (May 7-8)

Clark Field (UT), Austin

A

1 Dallas Forest Avenue 27
2 Austin High 22
3 Cleburne 19.5

B

1 Ferris 17.33
2 Santa Anna 15
3 Timpson 10

1919 (May 2-3)

Clark Field (UT), Austin

A

1 Electra 19
2 Cleburne 18.5
3 Cuero 13.5

B

1 Smithville 15
2 Timpson 11.5

3 Rosebud 10

1918 (May 3-4)

Clark Field (UT), Austin

A

1 Hillsboro 29.5
2 Temple 16
3 Greenville 13

B

1 Fort Worth Masonic Home 32.5
2 Franklin 20.5
3 Bronson Rural 16

1917 (May 5)

Clark Field (UT), Austin

A

1 Georgetown 16
2 Lubbock 15
3 Hillsboro 13
Temple 13

B

1 Timpson 22.5
2 Flatonia 14
3 Blanket 11

1916 (May 6)

Clark Field (UT), Austin

A

1 Greenville 24
2 Marlin 23
3 Houston Heights 12

B

1 Bangs 18
2 Center 14.5
3 Blanket 11

1915 (May 8)

Clark Field (UT), Austin

A

1 Greenville 22
2 Marlin 20
3 Houston 19.5

B

1 Indian Gap 24.75
2 Grandview 21.5
3 Center 19.5
Kaufman 19.5

1914 (May 2)

Clark Field (UT), Austin

A

1 Marlin 38
2 Brownwood 24
3 Houston 20.5

B

1 Era School 19.5
2 Thrifty Cross Tank 15
3 Montague 9.5

1913 (May 3)

Clark Field (UT), Austin

ALL

1 Houston 26
2 Marlin 24.33
3 Brownwood 17

1912 (May 4)

Clark Field (UT), Austin

ALL

1 Beaumont 45
2 Marlin 36
3 Fort Worth 17

1911 (May 6)

Clark Field (UT), Austin

ALL

1 Beaumont 45
2 Temple 36
3 Orange 17



First year of UIL competition: 1972-73

Tournament Format

Individual titles are decided by lowest individual score. For team titles, the lowest four scores from teams of five each round are combined to determine a team score. The lowest team score shall be declared the champion.

State Tournament Structure

From 1973-2012, the top two teams and top two individuals at regionals not already on advancing teams qualified for the state tournament. In 2013, the top three teams and top three individuals at regionals not already on advancing teams qualified for the state tournament.

Evolution of UIL Girls Golf State Tournament

Season	Conference(s)
1973-74	1A, B
1975-80	4A, 3A, 2A, 1A, B
1981-2014	5A, 4A, 3A, 2A, 1A
2015-	6A, 5A, 4A, 3A, 2A, 1A

Location History

Various courses in the Greater Austin Area have been used throughout the history of the state tournament. Current courses utilized are: Legacy Hills GC (Georgetown), White Wing GC (Georgetown), Legends GC (Kingsland), Jimmy Clay GC (Austin), Lions Municipal GC (Austin), and Plum Creek GC (Kyle).



Montgomery - 2006 Conference 4A Girls Golf Team Champions



TEAM CHAMPIONS

2023

- 6A-Austin Vandegriff-582 (+6)
- 5A-San Antonio Alamo Heights-605 (+29)
- 4A-Andrews-624 (+48)
- 3A-Wall-674 (+98)
- 2A-Mason-668 (+108)
- 1A-Garden City-730 (+170)

2022

- 6A-San Antonio Reagan-584 (+8)
- 5A-Austin Anderson-600 (+24)
- 4A-Argyle-620 (+44)
- 3A-Wall-631 (+55)
- 2A-Mason-732 (+64)
- 1A-Robert Lee-798 (+230)

2021

- 6A-Lewisville Hebron-598 (+22)
- 5A-San Antonio Alamo Heights-609 (+33)
- 4A-Argyle-475 (+49)*&
- 3A-Wall-696 (+120)
- 2A-Normangee-553 (+121)*
- 1A-Robert Lee-645 (+217)*

& - Won Playoff

* - 27 holes

2020

(Cancelled due to COVID-19 Pandemic)

2019

- 6A-Austin Westlake-577 (+1)
- 5A-Grapevine-622 (+46)
- 4A-Andrews-649 (+81)
- 3A-McGregor-692 (+116)
- 2A-Grapeland-649 (+81)
- 1A-Robert Lee-796 (+228)

2018

- 6A-Austin Westlake-589 (+13)
- 5A-Grapevine-620 (+44)
- 4A-Andrews-644 (+68)
- 3A-Ingram Moore-759 (+83)
- 2A-Grapeland-689 (+113)
- 1A-Blanket-732 (+164)

2017

- 6A-Austin Lake Travis-580 (+4)
- 5A-Grapevine-628 (+52)
- 4A-Andrews-648 (+72)
- 3A-Sonora-702 (+126)
- 2A-Memphis-729 (+161)
- 1A-Blanket-756 (+188)

2016

- 6A-Austin Lake Travis-580 (+4)

- 5A-Humble Kingwood Park-608 (+32)
- 4A-Andrews-623 (+63)
- 3A-Sonora-722 (+146)
- 2A-Wellington-717 (+149)
- 1A-Utopia-789 (+121)

2015

- 6A-Austin Lake Travis-600 (+24)
- 5A-Humble Kingwood Park-616 (+40)
- 4A-Andrews-641 (+81)
- 3A-Sonora-757 (+81)
- 2A-Memphis-670 (+102)
- 1A-Wink-822 (+154)

2014

- 5A-Allen-574 (+14)
- 4A-Huntsville-646 (+70)
- 3A-Andrews-639 (+63)
- 2A-Sonora-667 (+99)
- 1A-Weimar-732 (+164)

2013

- 5A-Austin Lake Travis-598 (+22)
- 4A-Northwest Nelson-621 (+61)
- 3A-Andrews-652 (+76)
- 2A-Salado-719 (+151)
- 1A-Memphis-695 (+127)

2012

- 5A-Allen-581 (+21)
- 4A-Montgomery-622 (+46)
- 3A-Andrews-638 (+62)
- 2A-Sonora-633 (+55)

- 1A-Memphis-685 (+117)

2011

- 5A-Austin Westlake-591 (+15)
- 4A-Montgomery-617 (+41)
- 3A-Andrews-618 (+50)
- 2A-Tuscola Jim Ned-738 (+70)
- 1A-Baird-710 (+134)

2010

- 5A-Austin Westlake-456*
- 4A-Montgomery-620 (+44)
- 3A-Monahans-479*
- 2A-Salado-694 (+126)
- 1A-Baird-689 (+113)

* - 27 holes

2009

- 5A-Southlake Carroll-624 (+48)
- 4A-Montgomery-622 (+46)
- 3A-Monahans-620 (+52)
- 2A-Wall-643 (+75)
- 1A-Baird-725 (+49)

2008

- 5A-Southlake Carroll-631 (+55)
- 4A-Dallas Highland Park-641 (+65)
- 3A-Andrews-620 (+52)
- 2A-Wall-655 (+87)
- 1A-Martin's Mill-673 (+97)

2007

- 5A-Houston Clear Lake-582 (+14)



Allen - 2006 Conference 5A Girls Golf Team Champions



- 4A-Montgomery-606 (+38)
- 3A-Andrews-644 (+68)
- 2A-Wall-659 (+83)
- 1A-Memphis-747 (+179)

2006

- 5A-Allen-614 (+46)
- 4A-Montgomery-609 (+41)
- 3A-Snyder-633 (+57)
- 2A-Salado-710 (+134)
- 1A-Shamrock-707 (+131)

2005

- 5A-Allen-589 (+21)
- 4A-Montgomery-610 (+42)
- 3A-Snyder-663 (+87)
- 2A-Refugio-762 (+186)
- 1A-Baird-697 (+121)

2004

- 5A-Victoria Memorial-609 (+41)
- 4A-Montgomery-629 (+61)
- 3A-Yoakum-666 (+90)
- 2A-Lago Vista-683 (+107)
- 1A-Baird-725 (+149)

2003

- 5A-Conroe The Woodlands-575 (+7)
- 4A-Montgomery-613 (+45)
- 3A-Snyder-660 (+84)
- 2A-Salado-703 (+127)
- 1A-Throckmorton-688 (+112)&
- & - Won Playoff

2002


- 5A-Conroe The Woodlands-598 (+30)
- 4A-Montgomery-616 (+48)
- 3A-Bridgeport-661 (+85)
- 2A-Salado-726 (+150)
- 1A-Baird-673 (+97)

2001

- 5A-Conroe The Woodlands-610 (+42)
- 4A-Montgomery-635 (+67)&
- 3A-Fort Stockton-670 (+94)
- 2A-Hamilton-689 (+113)
- 1A-Baird-673 (+97)
- & - Won Playoff

2000

- 5A-San Antonio Churchill-624 (+56)
- 4A-Dallas Highland Park-618 (+50)
- 3A-Breckenridge-636 (+60)
- 2A-Hamilton-674 (+106)
- 1A-Baird-709 (+133)



Yoakum - 1990 Conference 3A Girls Golf Team State Champions

1999

- 5A-San Antonio Churchill-600 (+32)
- 4A-Dallas Highland Park-622 (+54)
- 3A-Lamesa-515*
- 2A-Hamilton-697 (+129)
- 1A-Baird-545*

* - 27 holes

1998

- 5A-San Antonio Churchill-574 (+6)
- 4A-Dallas Highland Park-623 (+55)
- 3A-China Spring-639 (+63)
- 2A-Hamilton-688 (+120)
- 1A-Baird-779 (+203)&

& - Won Playoff

1997

- 5A-San Antonio Churchill-438*
- 4A-Snyder-634 (+66)
- 3A-China Spring-664 (+88)
- 2A-Ozona-721 (+153)
- 1A-Baird-751 (+175)

* - 27 holes

1996

- 5A-San Antonio Churchill-616 (+48)
- 4A-Andrews-641 (+73)
- 3A-Yoakum-703 (+127)
- 2A-Post-739 (+171)
- 1A-Wheeler-760 (+184)

1995

- 5A-Humble Kingwood-634 (+58)
- 4A-Bastrop-645 (+69)
- 3A-Yoakum-713 (+137)
- 2A-Schulenburg-739 (+171)

- 1A-Wheeler-797 (+221)

1994

- 5A-San Angelo Central-630 (+54)
- 4A-Bastrop-454*
- 3A-Graham-345 (+57)**
- 2A-China Spring-688 (+112)
- 1A-Robert Lee-401 (+117)**

* - 27 holes

** - 18 holes

1993

- 5A-Midland Lee-611 (+35)
- 4A-Bastrop-620 (+44)
- 3A-Yoakum-647 (+71)
- 2A-China Spring-682 (+106)
- 1A-Booker-795 (+127)

1992

- 5A-Humble Kingwood-650 (+74)
- 4A-Andrews-666 (+90)
- 3A-Yoakum-689 (+113)
- 2A-Bullard-531*
- 1A-Booker-784 (+216)

* - 27 holes

1991

- 5A-Round Rock Westwood-632 (+56)
- 4A-Andrews-667 (+91)
- 3A-Yoakum-685 (+109)
- 2A-Bullard-726 (+150)
- 1A-Booker-821 (+253)

1990

- 5A-Round Rock Westwood-635 (+59)&
- 4A-Andrews-661 (+85)



GIRLS GOLF

TEAM STATE CHAMPIONS - RECORDBOOK

3A-Yoakum-706 (+130)
 2A-Boling-735 (+159)
 1A-Booker-810 (+242)
 & - Won Playoff

1989

5A-Round Rock Westwood-640 (+64)
 4A-Andrews-675 (+99)
 3A-Gonzales-726 (+150)
 2A-Weimar-737 (+161)
 1A-Booker-819 (+251)

1988

5A-Fort Bend Dulles-623 (+47)
 4A-Belton-671 (+95)
 3A-Canyon-731 (+155)
 2A-Nocona-775 (+199)
 1A-Booker-849 (+281)

1987

5A-Fort Bend Dulles-601 (+25)
 4A-Andrews-662 (+86)
 3A-Alpine-726 (+150)
 2A-Nocona-740 (+164)
 1A-Booker-835 (+267)

1986

5A-Fort Bend Dulles-670 (+94)
 4A-Snyder-736 (+150)
 3A-Canton-800 (+224)
 2A-Bullard-781 (+205)
 1A-Booker-829 (+261)

1985

5A-Conroe McCullough-647 (+71)
 4A-Belton-742 (+166)
 3A-Columbus-752 (+176)
 2A-Bullard-693 (+125)
 1A-Bowie Gold-burg-845 (+277)

1984

5A-Round Rock Westwood-674 (+98)
 4A-Mineral Wells-739 (+163)
 3A-Yoakum-729 (+161)
 2A-Bullard-704 (+136)
 1A-Iraan-826 (+258)

1983

5A-Cypress Creek-700 (+124)
 4A-Brenham-746 (+170)
 3A-Columbus-745 (+177)
 2A-Big Lake Reagan County-776 (+208)
 1A-Sundown-771 (+203)

1982

5A-Round Rock Westwood-646 (+70)



Cypress Creek - 1983 Conference 5A Girls Golf Team Champions

4A-Jasper-777 (+201)
 3A-Boling-729 (+157)
 2A-Ganado-725 (+153)
 1A-Salado-849 (+277)

1981

5A-Fort Bend Dulles-660 (+84)
 4A-Kerville Tivy-670 (+94)
 3A-Columbus-727 (+159)
 2A-Ganado-739 (+171)
 1A-Lago Vista-795 (+227)

1980

4A-Fort Bend Dulles-680 (+104)
 3A-Kerville Tivy-690 (+114)
 2A-Kermit-761 (+193)
 1A-Farwell-729 (+161)
 B-Booker-792 (+224)

1979

4A-Sugar Land Dulles-719 (+143)
 3A-Houston Eisenhower-825 (+249)
 2A-Kermit-823 (+247)
 1A-Ganado-796 (+220)
 B-Santo-823 (+247)

1978

4A-Austin Crockett-684 (+108)
 3A-Humble-750 (+174)
 2A-Columbus-830 (+254)
 1A-Rankin-790 (+214)
 B-Santo-891 (+315)

1977

4A-Conroe-696 (+120)
 3A-Humble-785 (+209)
 2A-Columbus-831 (+255)

1A-Farwell-732 (+156)
 B-Booker-856 (+280)

1976

4A-Conroe-750 (+174)
 3A-Humble-789 (+213)
 2A-Columbus-839 (+263)
 1A-Farwell-756 (+180)
 B-Booker-809 (+233)

1975

4A-Midland-771 (+195)
 3A-San Antonio East Central-828 (+252)
 2A-Spearman-846 (+270)
 1A-Farwell-867 (+291)
 B-Booker-951 (+375)

1974

1A-San Antonio Roosevelt-783 (+207)
 B-Boling-869 (+293)

1973

1A-Midland Lrgacy-791 (+215)
 B-Olney-903 (+327)

TEAM RECORDS

MOST STATE CHAMPIONSHIPS

Overall

- Andrews (1987, 1989-92, 96, 2007-08, 2011-19.23) 18
- Booker (1975-77, 80, 1986-93) 12
- Baird (1997-02, 2004-05, 2009-11) 11
Montgomery (2001-07, 2009-12) 11
- Yoakum (1984, 1990-93, 1995-96, 2004) 8
- Columbus (1976-78, 81, 83, 85) 6
Fort Bend Dulles (1979-81, 1986-88) 6
Salado (1982, 2002-03, 06, 10, 13) 6



- Wall (2007-09, 21-23) 6
- 10. Six teams tied 5

6A

- 1. Fort Bend Dulles (1979-81, 1986-88) 6
- 2. Round Rock Westwood (1982, 84, 1989-91) 5
- San Antonio Churchill (1996-00) 5
- 4. Allen (2005-06, 12, 14) 4
- Austin Lake Travis (2013, 2015-17) 4
- Austin Westlake (2010-11, 2018-19) 4
- Conroe The Woodlands (1985, 2001-03) 4
- 8. Humble (1976-78) 3
- 9. Five teams tied 2

5A

- 1. Montgomery (2001-07, 2009-12) 11
- 2. Dallas Highland Park (1998-00, 2008) 4
- 3. Bastrop (1993-95) 3
- Grapevine (2017-19) 3
- 5. Humble Kingwood Park (2015-16) 2
- Kerrville Tivy (1980-81) 2
- SA Alamo Heights (2021,23) 2
- 8. Four teams tied 1

4A

- 1. Andrews (1987, 1989-92, 96, 2007-08, 2011-19,23) 18
- 2. Salado (1982, 2002-03, 06, 10, 13) 6
- 3. Bullard (1984-86, 1991-92) 5
- Snyder (1986, 97, 2003, 2005-06) 5
- 5. China Spring (1993-94, 1997-98) 4
- 6. Argyle (2021-22) 2
- Monahans (2009-10) 2



Bohyun Park - Carrollton Ranchview

- 8. Six teams tied 1

3A

- 1. Yoakum (1984, 1990-93, 1995-96, 2004) 8
- 2. Columbus (1976-78, 81, 83, 85) 6
- Wall (2007-09, 21-23) 6
- 4. Sonora (2012, 2014-17) 5
- 5. Hamilton (1998-01) 4
- 6. Boling (1974, 82, 90) 3
- Ganado (1979, 1981-82) 3
- 8. Kermit (1979-80) 2
- Lago Vista (1981, 2004) 2
- Nocona (1987-88) 2

2A

- 1. Memphis (2007, 2012-13, 15, 17) 5
- 2. Grapeland (2018-19) 2
- Mason (2022,23) 2
- Santo (1978-79) 2
- Weimar (1989, 2014) 2
- Wheeler (1995-96) 2
- 5. Eight teams tied 1

1A

- 1. Booker (1975-77, 80, 1986-93) 12
- 2. Baird (1997-02, 2004-05, 2009-11) 11
- 3. Robert Lee (1994, 2019, 21-22) 4
- 4. Blanket (2017-18) 2
- 5. Garden City (2023) 1
- Rankin (1978) 1
- Shamrock (2006) 1
- Utopia (2016) 1

MOST MEDALS

Overall

- 1. Andrews (18-G, 7-S, 6-B) 31
- 2. Yoakum (9-G, 5-S, 6-B) 20
- 3. Conroe The Woodlands (4-G, 6-S, 9-B) 19
- Montgomery (11-G, 5-S, 3-B) 19
- 5. Booker (12-G, 4-S, 2-B) 18
- 6. Memphis (5-G, 7-S, 5-B) 17
- Snyder (5-G, 9-S, 3-B) 17
- 8. Baird (11-G, 5-B) 16
- 9. Austin Westlake (4-G, 5-S, 5-B) 14
- Dallas Highland Park (4-G, 6-S, 4-B) 14

6A

- 1. Conroe The Woodlands (4-G, 6-S, 9-B) 19
- 2. Austin Westlake (4-G, 5-S, 5-B) 14
- 3. Austin Lake Travis (4-G, 4-S, 3-B) 11
- 4. Fort Bend Dulles (6-G, 2-S, 1-B) 9
- 5. Allen (4-G, 1-S, 2-B) 7
- Humble Kingwood (2-G, 3-S, 2-B) 7
- Round Rock Westwood (5-G, 1-S, 1-B) 7
- 8. San Antonio Churchill (5-G, 1-B) 6
- 9. Austin Vandegrift (1-G, 3-S, 1B) 5

- Southlake Carroll (2-G, 3-B) 5

5A

- 1. Montgomery (11-G, 5-S, 3-B) 19
- 2. Dallas Highland Park (4-G, 6-S, 4-B) 14
- 3. Bastrop (3-G, 2-S, 1-B) 6
- Brenham (1-G, 2-S, 3-B) 6
- 5. Humble Kingwood Park (2-G, 1-S, 1-B) 4
- SA Alamo Heights (2-G, 1-S, 1-B) 4
- 7. Five teams tied 3

4A

- 1. Andrews (18-G, 7-S, 6-B) 31
- 2. Snyder (5-G, 9-S, 3-B) 17
- 3. Salado (6-G, 1-S, 2-B) 9
- 4. Bullard (5-G, 3-B) 8
- 5. China Spring (4-G, 2-S, 1-B) 7
- 6. Abilene Wylie (4-S, 2-B) 6
- Lampasas (3-S, 3-B) 6
- 8. Monahans (2-G, 2-S, 1-B) 5
- 9. Bridgeport (1-G, 3-B) 4
- Graham (1-G, 2-S, 1-B) 4

3A

- 1. Yoakum (9-G, 5-S, 6-B) 20
- 2. Boling (3-G, 3-S, 3-B) 9
- Callisburg (5-S, 4-B) 9
- Lago Vista (2-G, 5-S, 2-B) 9
- 5. Sonora (5-G, 3-S) 8
- 6. Columbus (6-G, 1-B) 7
- Wall (6-G, 1-S) 7
- 8. Six teams tied 4

2A

- 1. Memphis (5-G, 7-S, 5-B) 17
- 2. San Saba (3-S, 6-B) 9
- 3. Quanah (6-S, 2-B) 8
- 4. Grapeland (2-G, 3-S) 5
- Wellington (1-G, 3-S, 1-B) 5
- Wheeler (2-G, 2-S, 1-B) 5
- 7. Five teams tied 4

1A

- 1. Booker (12-G, 4-S, 2-B) 18
- 2. Baird (11-G, 5-B) 16
- 3. Robert Lee (4-G, 5-S, 2-B) 11
- 4. Throckmorton (1-G, 1-S, 4-B) 6
- 5. Gaerden City (1-G, 3-B) 4
- 6. Bronte (1-S, 2-B) 3
- Clyde Eula (2-S, 1-B) 3
- Garden City (3-B) 3
- Shamrock (1-G, 1-S, 1-B) 3
- Veribest (2-S, 1-B) 3



INDIVIDUAL CHAMPIONS 2023

6A-Maelynn Kim, Katy Seven Lakes-140 (-4)&
5A-Chloe Sirkin, Grapevine-142 (-2)
4A-Alex Hileman, Sunnyvale-148 (+4)
3A-Katie Hart, Mt. Pleasant Chapel Hill-146 (+2)
2A-Ainsley Burns, Mason-149 (+7)
1A-Halee Jo Johnson, Happy-161 (+19)
& - Won Playoff

2022

6A-Sydney Givens, Austin Vandegrift-143 (-1)
5A-Farah O'Keefe, Austin Anderson-136 (-8)
4A-Alex Hileman, Sunnyvale-144 (E)
3A-Shay West, Wall-147 (+3)
2A-Mia Nixon, Martin's Mill-136 (-6)
1A-Halee Jo Johnson, Happy-167 (+25)

2021

6A-Ryam Honea, San Angelo Central-143 (-1)
5A-Mason Lewis, Granbury-140 (-4)
4A-Bohyun Park, Carrollton Ranchview-99 (-8)*
3A-Katie Hart, Mount Pleasant Chapel Hill-154 (+10)
2A-Mia Nixon, Martin's Mill-104 (-4)*
1A-Mailey Goodman, Clyde Eula-128 (+23)*
* - 27 holes

2020

(Cancelled due to COVID-19 Pandemic)

2019

6A-Trinity King, Arlington Martin-139 (-5)



Halle Whitney - Magnolia

5A-Maddi Olson, Abilene Wylie-143 (-1)
4A-Bohyun Park, Carrollton Ranchview-126 (-16)
3A-Mason Garrett, Mount Pleasant Chapel Hill-151 (+7)
2A-Mia Nixon, Martin's Mill-142 (E)
1A-Hannah Nimmo, Greenville Charter-158 (+16)

2018

6A-Libby Winans, Plano East-135 (-9)
5A-Halle Whitney, Magnolia-143 (-1)
4A-Bohyun Park, Carrollton Ranchview-137 (-7)
3A-Lyndy Laurell, Rockdale-153 (+9)
2A-Taylor Tomlinson, Christoval-151 (+9)&
1A-Marki Kinkade, Blanket-152 (+10)
& - Won Playoff

2017

6A-Kaitlyn Papp, Austin Lake Travis-137 (-7)
5A-Halle Whitney, Magnolia-150 (+6)&
4A-Maddi Olson, Abilene Wylie-146 (+2)
3A-Loren Nevers, Comfort-156 (+12)
2A-Taylor Tomlinson, Christoval-152 (+10)
1A-Marki Kinkade, Blanket-160 (+18)
& - Won Playoff

2016

6A-Kristen Gillman, Austin Lake Travis-141 (-3)
5A-Ava Schwientek, Magnolia-147 (+3)&
4A-Libby Walinder, Andrews-147 (+7)&
3A-Lyndy Laurell, Rockdale-165 (+21)
2A-Breanna Smith, Petrolia-150 (+8)
1A-Shaley Goad, Briscoe Fort Elliott-152 (+10)
& - Won Playoff

2015

6A-Hailee Cooper, Montgomery-141 (-3)
5A-Cheyenne Knight, Aledo-143 (-1)
4A-Shawnee Allen, La Vernia-147 (+7)
3A-Darby Ramsdell, Sonora-164 (+20)
2A-Shelby Cmerck, Miles-156 (+14)&
1A-Shaley Goad, Briscoe Fort Elliott-154 (+12)&
& - Won Playoff

2014

5A-Maddie Szeryk, Allen-135 (-5)
4A-Cheyenne Knight, Aledo-144 (E)
3A-Shawnee Allen, La Vernia-149 (+5)
2A-Kate Rimer, East Bernard-153 (+11)
1A-Breanna Smith, Petrolia-152 (+10)

2013

5A-Taylor Coleman, San Antonio Johnson-138 (-6)
4A-Grace Choi, Dallas Wilson-132 (-8)
3A-Sarah Moore, Burkburnett-154 (+10)
2A-Kate Rimer, East Bernard-152 (+10)
1A-April Bennett, Memphis-158 (+16)

2012

5A-Sierra Sims, Austin Westlake-137 (-3)
4A-Lindsey McCurdy, Buda Hays-142 (-2)
3A-Sarah Moore, Burkburnett-153 (+9)
2A-Sydney Williams, Melissa-145 (+3)&
1A-April Barnett, Memphis-161 (+19)
& - Won Playoff

2011

5A-Sierra Sims, Austin Westlake-139 (-5)
4A-Kendall Anderson, Magnolia-148 (+4)
3A-Sarah Black, Andrews-148 (+6)&
2A-Elizabeth Chavarria, Sonora-150 (+8)
1A-Alex Neal, Baird-152 (+8)
& - Won Playoff

2010

5A-Mercedes Rios, Colleyville Heritage-108*
4A-Taylor Newlin, Frisco Wakeland-144 (E)
3A-Chantry McMahan, Kaufman-107*
2A-Elizabeth Chavarria, Sonora-158 (+16)&
1A-Sarah Fulfer, Huckaby-144 (E)

* - 27 holes

& - Won Playoff

2009

5A-Portland Rosen, Fort Bend Clements-137 (-10)
4A-Chelsea Mocio, FW Arlington Heights-143 (-1)
3A-Shelby Hill, Monahans-148 (+6)&
2A-Lauren Romins, Callisburg-144 (+2)
1A-Gabriella Dominguez, Chilton-137 (-7)
& - Won Playoff

2008

5A-Casey Grice, CS A&M Consolidated-144 (E)
4A-Lisa McCloskey, Montgomery-138 (-6)
3A-Addison Long, Andrews-144 (+2)
2A-Shelby Hardy, San Saba-142 (E)
1A-Gabriella Dominguez, Chilton-140 (-4)

2007

5A-Lauren Hassell, Houston Clear Lake-139 (-3)&
4A-Lisa McCloskey, Montgomery-141 (-1)
3A-Taylor Newlin, Frisco Wakeland-149 (+7)
2A-Kelsey Kirkpatrick, Alba-Golden-145 (+1)
1A-Gabriella Dominguez, Chilton-143 (-1)
& - Won Playoff

2006

5A-Daphne Vines, Austin Westlake-144 (E)
4A-Lila Barton, Dallas Highland Park-141 (-1)
3A-Ashley Watkins, Sealy-146 (+2)
2A-Kendra Whittle, Wall-152 (+8)
1A-Gabriella Dominguez, Chilton-143 (-1)



2005

5A-Ginny Brown, Austin Westlake-137 (-5)
 4A-Lauren Espinosa, Lake Dallas-143 (+1)
 3A-Kelly Rainbolt, Sweetwater-151 (+7)
 2A-Kyla Whittle, Wall-158 (+14)
 1A-Libby Scarlett, Throckmorton-159 (+15)&
 & - Won Playoff

2004

5A-Natalie Hocutt, San Antonio MacArthur-146 (+4)&
 4A-Amanda Martinez, SA Southside-146 (+4)
 3A-Lauren Espinosa, Lake Dallas-148 (+4)
 2A-Kate Moss, Chico-161 (+17)
 1A-Nora Quinters, Valley Mills-155 (+11)
 & - Won Playoff

2003

5A-Ashley Knoll, Conroe The Woodlands-138 (-4)
 4A-Laura Cross, Midlothian-139 (-3)
 3A-Camille Blackerby, Breckenridge-148 (+4)
 2A-Alesha Hurt, Eula-153 (+9)
 1A-Jodi Neal, Baird-158 (+14)&
 & - Won Playoff

2002

5A-Brittany Lang, McKinney-140 (-2)
 4A-Brenda Norris, New Braunfels Canyon-142 (E)
 3A-Braley Beavers, Caldwell; Heather Dorris, Zapata; Katherine Dorris, Zapata; Camille Blackerby, Breckenridge-157 (+13)
 2A-Alesha Hurt, Clyde Eula-162 (+18)
 1A-Mindy McDowell, Baird-156 (+12)

2001

5A-Nicole Melton, San Antonio Churchill-142 (E)
 4A-Brooke Shelton, Dallas Highland Park-141 (-1)
 3A-Camille Blackerby-Breckenridge-151 (+7)
 2A-Cathryn Uselton, Peaster-151 (+7)
 1A-Mindy McDowell, Baird-157 (+13)

2000

5A-Ashley Knoll, Conroe The Woodlands-151 (+9)&
 4A-Michaelyn Morgan, Austin McCallum-145 (+3)
 3A-Holly Glover, Breckenridge-150 (+6)
 2A-Kelli McKandless, Hamilton-151 (+9)
 1A-Kayla Duhr, Bremond-150 (+6)
 & - Won Playoff

1999

5A-Katie Fitcher, Conroe The Woodlands-143 (+1)
 4A-Christie Cano, San Antonio Edison-137 (-5)
 3A-Shannon Barr, China Spring-114*
 2A-Cathryn Uselton, Peaster-154 (+12)
 1A-Kyla Neal, Baird-118*

* - 27 holes



Jennifer Turner - Round Rock Westwood

1998

5A-Christi Cano, San Antonio Edison-134 (-8)
 4A-Maiko Senda, Dallas Highland Park-148 (+6)
 3A-Sarah Valdez, Amarillo River Road-154 (+10)
 2A-Wendy Gray, Haskell-151 (+9)
 1A-Heather Basford, Vega-161 (+17)

1997

5A-Sal Mussani, San Antonio Churchill-106*
 4A-McKenzie Gibson-Dallas Highland Park-146 (+4)
 3A-Nicole Albrecht, Yoakum-157 (+13)
 2A-Jennifer Faulkner, Callisburg-153 (+11)
 1A-Melissa Smith, Robert Lee-160 (+16)&

* - 27 holes

& - Won Playoff

1996

5A-Kim Rowton, San Antonio Churchill-144 (+2)
 4A-Angela Stanford, Fort Worth Boswell-144 (+2)
 3A-Ali Brewer, Crockett-145 (+1)
 2A-Jill Stelzer, Post-164 (+22)
 1A-Kasey McCasland, Wheeler-169 (+25)

1995

5A-Julie McMahon, San Angelo Central-145 (+1)&
 4A-Kelli Kuehne, Dallas Highland Park-141 (-3)
 3A-Sorrel Richman, China Spring-158 (+14)
 2A-Jennifer Faulkenberry, Callisburg-161 (+19)
 1A-Skye Porter, Petersburg-169 (+25)&

& - Won Playoff

1994

5A-Holly Carriken, San Antonio Churchill-98*
 4A-Kelli Kuehne, Dallas Highland Park-99*

3A-Beth Covington, Sonora-76 (+4)**
 2A-Sorrel Richman, China Spring-157 (+13)
 1A-Susie Crawford, Tenaha-85 (+14)**

* - 27 holes

** - 18 holes

1993

5A-Jennifer Bartley, Houston Stratford-135 (-9)
 4A-Kelli Kuehne, Dallas Highland Park-142 (-2)
 3A-Amy Weeks, Abilene Wylie-142 (-2)
 2A-Sorrel Richman, China Spring-145 (+1)
 1A-Elizabeth Silbey, Overton-174 (+32)

1992

5A-Jennifer Waterhouse, Fort Bend Clements-142 (-2)
 4A-Kelli Kuehne, Dallas Highland Park-145 (+1)
 3A-Amy Weeks, Abilene Wylie-156 (+12)
 2A-Laura Rolf, Boling-116*
 1A-Kim Boone, Gruver-175 (+33)

* - 27 holes

1991

5A-Wendy Ward, San Antonio Roosevelt-139 (-5)
 4A-Caren Felts, Silsbee-149 (+5)
 3A-Lisa Ailee, Crockett-150 (+6)
 2A-Laura Rolf, Boling-154 (+10)
 1A-Sonya Mitchell, Baird-178 (+36)

1990

5A-Michelle Kirchner, Klein-148 (+4)
 4A-Jennifer Murray, Friendswood-152 (+8)&
 3A-Nicole Cooper, Gonzales-156 (+12)
 2A-Tara Cernosek, Weimar-161 (+17)
 1A-Lisa Crawford, Tenaha-167(+25)

& - Won Playoff

1989

5A-Jennifer Turner, Round Rock Westwood-141 (-3)
 4A-Kim Self, Dallas Hillcrest-150 (+6)
 3A-Cathy Reinbeck, Sealy-160 (+16)
 2A-Jennifer White, Quanah-164 (+20)
 1A-Lisa Crawford, Tenaha-175 (+33)

1988

5A-Tina Trimble, Cypress Creek-141 (-3)
 4A-Barbie Blackwell, Conroe Oakridge-142 (-2)
 3A-Cathy Reinbeck, Sealy-166 (+22)
 2A-Sara Mondier, Overton-165 (+21)
 1A-Lisa Crawford, Tenaha-175 (+33)

1987

5A-Sandy Hamby, Cypress Creek-140 (-4)
 4A-Kelli Kifer, Dallas Seagoville-142 (-2)
 3A-Rebecca Sims, Texarkana Pleasant Grove-148 (+4)
 2A-Sara Mondier, Overton-170 (+26)
 1A-Lisa Crawford, Tenaha-169 (+27)



1986

- 5A-Leslie Green, Humble Kingwood-157 (+13)
- 4A-Kelli Kifer, Dallas Seagoville-158 (+14)
- 3A-Rebecca Sims, Texarkana Pleasant Grove-162 (+18)
- 2A-Lacretia Grant, Baird-173 (+29)
- 1A-Cecilia Garbade, Flatonia-164 (+22)

1985

- 5A-Angie Ravaioli, Hurst Bell-147 (+3)
- 4A-Kelt, Richardson Pearce-152 (+8)
- 3A-Patsy Baxter, Boerne-163 (+19)
- 2A-Cindy Hauley, Bullard-156 (+14)
- 1A-Teri Caddell, Sundown-168 (+26)

1984

- 5A-Buffy Klein, Denton-145 (+1)
- 4A-Hollie Frizzell, Grapevine-151 (+7)
- 3A-Patsy Baxter, Boerne-158 (+16)
- 2A-Cindy Hauley, Bullard-167 (+25)
- 1A-Kay Linda Shive, Lago Vista-158 (+16)

1983

- 5A-Kim Dirks, FW Arlington Heights-153 (+9)
- 4A-Hollie Frizzell, Grapevine-168 (+24)
- 3A-Caroline Miller, Columbus-157 (+15)
- 2A-Janet Robbins, Three Rivers-155 (+13)
- 1A-Mona Jennings, Wheeler-163 (+21)

1982

- 5A-Angela Atkins, Sugar Land Dulles-150 (+6)
- 4A-Amy Dover, Jasper-159 (+15)
- 3A-Caroline Miller, Columbus-161 (+19)
- 2A-Janet Robbins, Three Rivers-162 (+20)
- 1A-Linda Boggus, Lago Vista-160 (+18)

1981

- 5A-Jessica Supernaw, Houston Eisenhower-156 (+12)
- 4A-Tracee Fowler, Fort Worth Boswell-152 (+8)
- 3A-Sue Thomas, Texarkana Pleasant Grove-160 (+18)
- 2A-Janet Robbins, Three Rivers-161 (+19)
- 1A-Sabra Srader, Sundown-147 (+5)

1980

- 4A-Viveca Vandergriff, Arlington-145 (+1)
- 3A-Debbie Greiner, Kerrville Tivy-155 (+11)
- 2A-Rebecca Bradley, Central Pollock-147 (+5)
- 1A-Janet Robbins, Three Rivers-168 (+26)
- B-Sabra Srader, Sundown-166 (+24)

1979

- 4A-Rae Rothfelder, Haltom-156 (+12)
- 3A-Sheila Oldfield, Bastrop-159 (+15)
- 2A-Rebecca Bradley, Kenedy-177 (+33)
- 1A-Lisa Hughes, Farwell-174 (+30)
- B-Cindy Craig, Happy-182 (+38)

1978

- 4A-Susan Yantis, San Antonio Holmes-156 (+12)&
- 3A-Marcie Bozarth, Lampasas-166 (+22)
- 2A-Sheila Oldfield, Bastrop-163 (+19)
- 1A-Tina Foxhall, Memphis-157 (+13)
- B-Cindy Craig, Happy-193 (+49)

& - Won Playoff

1977

- 4A-Kim Bauer, Conroe-152 (+8)
- 3A-Marci Bozarth, Lampasas-156 (+12)&
- 2A-Sheila Oldfield, Bastrop-164 (+20)
- 1A-Carol Vinton, Farwell-170 (+26)
- B-Teresa Denham, Booker-199 (+55)

& - Won Playoff

1976

- 4A-Missy McGeorge, Plano; Shena Bassett, San Antonio MacArthur-163 (+19)
- 3A-Betty Gustafson, Brenham-157 (+13)
- 2A-Ann Soderman, Boling-174 (+30)
- 1A-Tina Foxall, Memphis-172 (+28)
- B-Diane McQuitty, Booker-209 (+65)

1975

- 4A-Liz Norton, Midland Lee-165 (+21)
- 3A-Peggy Gustafson, Brenham-166 (+22)
- 2A-Linda Hunt, Olney-176 (+32)
- 1A-Sheri Haynes, McLean-191 (+47)
- B-Samantha Morrow, Graford-210 (+66)

1974

- 1A-Debbie Skelly, San Antonio Roosevelt-161 (+17)
- B-Linda Hunt, Olney-183 (+39)

1973

- 1A-Brenda Goldsmith, San Antonio MacArthur-157 (+13)
- B-Linda Hunt, Olney-186 (+42)

MULTIPLE INDIVIDUAL CHAMPIONS

4

- Gabriella Dominguez, Chilton (2006-09)
- Kelli Kuehne, Dallas Highland Park (1992-95)
- Lisa Crawford, Tenaha (1987-90)
- Janet Robbins, Three Rivers (1980-83)

3

- Mia Nixon, Martin's Mill (2019, 21-22)
- Bohyun Park, Carrollton Ranchview (2018-19, 21)
- Camille Blackerby, Breckenridge (2001-03)
- Sorrel Richman, China Spring (1993-95)
- Sheila Oldfield, Bastrop (1977-79)

2

- Katie Hart, Mt. Pleasant Chapel Hill (2021,23)

- Alex Hileman, Sunnyvale (2022-23)
- Halee Jo Johnson, Happy (2022-23)&
- Maddi Olson, Abilene Wylie (2017, 19)
- Marki Kinkade, Blanket (2017-18)
- Lyndy Laurell, Rockdale (2016, 18)
- Taylor Tomlinson, Christoval (2017-18)
- Halle Whitney, Magnolia (2017-18)
- Shaley Goad, Briscoe Fort Elliott (2015-16)
- Breanna Smith, Petrolia (2014, 16)
- Shawnee Allen, La Vernia (2014-15)
- Cheyenne Knight, Aledo (2014-15)
- Kate Rimer, East Bernard (2013-14)
- April Bennett, Memphis (2012-13)
- Sarah Moore, Burkburnett (2012-13)
- Sierra Sims, Austin Westlake (2011-12)
- Elizabeth Chavarria, Sonora (2010-11)
- Taylor Newlin, Frisco Wakeland (2007, 10)
- Lisa McCloskey, Montgomery (2007-08)
- Lauren Espinosa, Lake Dallas/Irving (2004-05)
- Alesha Hurt, Clyde Eula (2002-03)
- Ashley Knoll, Conroe The Woodlands (2000,03)
- Mindy McDowell, Baird (2001-02)
- Cathryn Useton, Peaster (1999,2001)
- Christi Cano, San Antonio Edison (1998-99)
- Jennifer Faulkner, Callisburg (1995,97)
- Amy Weeks, Abilene Wylie (1992-93)
- Laura Rolf, Boling (1991-92)
- Cathy Reinbeck, Sealy (1988-89)
- Sara Mondier, Overton (1987-88)
- Hollie Frizzell, Grapevine (1983-84)
- Caroline Miller, Columbus (1982-83)
- Cindy Craig, Happy (1978-79)
- Marcie Bozarth, Lampasas (1977-78)
- Tina Foxhall, Memphis (1976,78)



Lisa McCloskey - Montgomery



RECORDBOOK

6A INDIVIDUAL

Low First Round

1	-7(65)	Ellie Szeryk, Allen, 2017
	-7(65)	Jennifer Bartley, Houston Stratford, 1993
3	-6(66)	Holly Carriken, SA Churchill, 1994
4	-5(67)	Kaitlyn Papp, Austin Lake Travis, 2017
	-5(67)	Jennifer Turner, RR Westwood, 1989
6	-4	10 players tied

Low Second Round

1	-7(64)	Christi Cano, San Antonio Edison, 1998
2	-6(66)	Libby Winans, Plano East, 2018
	-6(66)	Portland Rosen, FB Clements, 2009
4	-5(65)	Maddie Szeryk, Allen, 2014
	-5(67)	Taylor Coleman, SA Johnson, 2013
	-5(67)	Holly Carriker, SA Churchill, 1993
7	-4(67)	Ashley Knoll, The Woodlands, 2003
	-4(67)	Lori Sutherland, Duncanville, 1998
9	-4(68)	Three players tied

Low Final Score

1	-9(135)	Libby Winans, Plano East, 2018
2	-8(134)	Christi Cano, SA Edison, 1998
3	-7(137)	Kaitlyn Papp, Austin Lake Travis, 2017
	-7(137)	Portland Rosen, FB Clements, 2009
5	-6(138)	Anne Chen, FB Clements, 2018
	-6(138)	Taylor Coleman, SA Johnson, 2013
7	-5	Five players tied

Margin of Victory

1	14	Kim Bauer, Conroe, 1977
2	12	Jennifer Turner, RR Westwood, 1989
3	7	Ginny Brown, Austin Westlake, 2005
	7	Wendy Ward, San Antonio Roosevelt, 1991
	7	Viveca Vandergriff, Arlington, 1980
	7	Rae Rothfelder, Haltom, 1979
7	5	Six players tied

TEAM

Low First Round

1	-1(287)	Austin Lake Travis, 2016
2	E(288)	Austin Lake Travis, 2017
3	+1(289)	Austin Vandegrift, 2023
	+1(289)	Austin Westlake, 2019
5	+2(286)	San Antonio Churchill, 1997
	+2(288)	Austin Westlake, 2018
7	+4(288)	Houston Clear Lake, 2007
	+4(288)	San Antonio Churchill, 1998
	+4(292)	Humble Kingwood, 2023
10	+6	Four teams tied

Low Second Round

1	-2(282)	Conroe The Woodlands, 2003
---	---------	----------------------------

2	E(288)	Austin Westlake, 2019
3	+2(290)	San Antonio Reagan, 2022
	+2(286)	San Antonio Churchill, 1998
5	+4(292)	Austin Lake Travis, 2017
6	+5(293)	Austin Vandegrift, 2023
	+5(293)	Conroe The Woodlands, 2023
	+5(293)	Austin Lake Travis, 2016
9	+6(286)	Four teams tied

Low Final Score

1	+1(577)	Austin Westlake, 2019
2	+4(580)	Austin Lake Travis, 2017
	+4(580)	Austin Lake Travis, 2016
4	+6(574)	San Antonio Churchill, 1998
	+6(582)	Austin Vandegrift, 2023
6	+7(575)	Conroe The Woodlands, 2003
7	+8(584)	San Antonio Reagan, 2022
8	+12(588)	Humble Kingwood, 2023
9	+13(589)	Conroe the Woodlands, 2023
	+13(589)	Austin Westlake, 2018

Margin of Victory

1	47	Conroe The Woodlands, 2003
	47	Fort Bend Dulles, 1979
3	43	Austin Crockett, 1978
4	41	Round Rock Westwood, 1991
5	33	Round Rock Westwood, 1989
6	29	Allen, 2014
	29	Allen, 2005
	29	San Antonio Churchill, 1999
9	28	Houston Clear Lake, 2007
	28	Round Rock Westwood, 1982

5A

INDIVIDUAL

Low First Round

1	-6(66)	Farrah O'Keefe, Austin Anderson, 2022
2	-5(67)	Kelli Kuehne, Highland Park, 1994
	-5(67)	Amanda Workman, Bastrop, 1994
4	-4(67)	Lisa McCloskey, Montgomery, 2006
	-4(67)	Brooke Shelton, Highland Park, 2001
	-4(68)	Mason Lewis, Granbury, 2021
	-4(68)	Summer Lee, Frisco Lebanon Trail, 2021
	-4(68)	Lisa McCloskey, Montgomery, 2008
9	-3	Six players tied

Low Second Round

1	-6(64)	Grace Choi, Dallas Wilson, 2013
2	-5(66)	Christi Cano, San Antonio Edison, 1999
3	-3(68)	Abby Oberthier, Montgomery, 2007
	-3(69)	Emmy Tran, Leander, 2022
5	-2	18 players tied

Low Final Score

1	-8(132)	Grace Choi, Dallas Wilson, 2013
---	---------	---------------------------------

	-8(136)	Farrah O'Keefe, Auastin Anderson, 2022
3	-6(138)	Lisa McCloskey, Montgomery, 2008
4	-5(137)	Christi Cano, San Antonio Edison, 1999
5	-4(140)	Mason Lewis, Granbury, 2021
6	-3(139)	Laura Cross, Midlothian, 2003
	-3(141)	Julia Vollmer, SA Alamo Heights, 2022
	-3(141)	Tiffany Cao, Midlothian, 2021
9	-2(142)	Three players tied

Margin of Victory

1	17	Patty Gustafson, Brenham, 1976
2	16	Linda Hunt, Boling, 1975
3	12	Grace Choi, Dallas Wilson, 2013
4	11	Barbie Blackwell, Conroe Oakridge, 1988
	11	Kelli Kifer, Dallas Seagoville, 1986
6	9	Lisa McCloskey, Montgomery, 2008
9	9	Kelli Kuehne, Dallas Highland Park, 1994
9	9	Kelli Kuehne, Dallas Highland Park, 1993
9	7	Three players tied

TEAM

Low First Round

1	+9(297)	Humble Kingwood Park, 2015
2	+10(298)	SA Alamo Heights, 2022
3	+12(296)	Montgomery, 2006
	+12(300)	Frisco Lebanon Trail, 2021
5	+14(302)	SA Alamo Heights, 2023
	+14(302)	Bastrop, 1994
7	+15(303)	Boerne Champion, 2021
	+15(303)	Humble Kingwood Park, 2016
9	+16(304)	Three teams tied

Low Second Round

1	+7(295)	Austin Anderson, 2022
2	+13(301)	Montgomery, 2010
3	+15(299)	Montgomery, 2007
	+15(303)	SA Alamo Heights, 2023
	+15(303)	SA Alamo Heights, 2022
	+15(303)	Bastrop, 1993
7	+17(305)	SA Alamo Heights, 2021
	+17(305)	Humble Kingwood Park, 2016
9	+19(307)	Montgomery, 2011
10	+20	Three teams tied

Low Final Score

1	+24(600)	Austin Anderson, 2022
2	+25(601)	SA Alamo Heights, 2022
3	+29(605)	SA Alamo Heights, 2023
4	+32(608)	Humble Kingwood Park, 2016
5	+33(609)	SA Alamo Heights, 2021
6	+37(613)	Montgomery, 2021
7	+38(606)	Montgomery, 2007
8	+40(616)	Boerne Champion, 2021
	+40(616)	Humble Kingwood Park, 2015
10	+41(609)	Three teams tied



Margin of Victory

1	106	Kerrville Tivy, 1981
2	68	Brenham, 1983
3	64	Belton, 1988
4	53	Andrews, 1991
5	51	Humble Kingwood Park, 2016
6	49	Andrews, 1990
7	38	San Antonio East Central, 1975
8	36	Humble Kingwood Park, 2015
	36	Kerrville Tivy, 1980
10	32	Two teams tied

4A

INDIVIDUAL

Low First Round

1	-9(62)	Bohyun Park, Carrollton Ranchview, 2019
2	-5(67)	Bohyun Park, Carrollton Ranchview, 2018
3	-4(67)	Bohyun Park, Carrollton Ranchview, 2021
	-4(68)	Alexandra Hileman, Sunnyvale, 2022
5	-2(70)	Maddi Olson, Abilene Wylie, 2017
6	E	Seven players tied

Low Second Round

1	-7(64)	Bohyun Park, Carrollton Ranchview, 2019
2	-2(70)	Bohyun Park, Carrollton Ranchview, 2018
	-2(70)	Alexandria Smith, Decatur, 2007
4	-1(69)	Shawnee Allen, La Vernia, 2015
	-1(71)	Brooke Irion, Bridgeport, 2017
6	E(70)	Brooke Nolte, Melissa, 2016
	E(70)	Ryan Pate, Midland Greenwood, 2016
	E(70)	Libby Walinder, Andrews, 2016
	E(72)	Madison Wert, Argyle, 2022
	E(72)	Katherine Dorris, Zapata, 2001

Low Final Score

1	-16(126)	Bohyun Park, Carrollton Ranchview, 2019
2	-7(137)	Bohyun Park, Carrollton Ranchview, 2018
3	E(144)	Alex Hileman, Sunnyvale, 2022
4	+2(144)	Addison Long, Andrews, 2008
	+2(146)	Maddi Olson, Abilene Wylie, 2017
	+2(146)	Ashley Watkins, Sealy, 2006
7	+3(147)	Brooke Irion, Bridgeport, 2017
8	+4(148)	Alex Hileman, Sunnyvale, 2023
	+4(148)	Maddie Sanders, Mid. Heritage, 2022
	+4(148)	Mallory Matthews, Hondo, 2022
10	+5(149)	Taylor Newlin, Frisco Wakeland, 2007

Margin of Victory

1	25	Rebecca Bradley, Pollock Central, 1980
2	24	Bohyun Park, Carrollton Ranchview, 2019
3	16	Rebecca Sims, Texark. Pleasant Grove, 1987
4	14	Ali Brewer, Crockett, 1996
	14	Patsy Baxter, Boerne, 1984
6	13	Bohyun Park, Carrollton Ranchview, 2018
	13	Sheila Oldfield, Bastrop, 1977

8	11	Bohyun Park, Carrollton Ranchview, 2021
	11	Rebecca Bradley, Pollock Central, 1979
10	9	Two players tied

TEAM

Low First Round

1	+21(305)	Monahans, 2009
	+21(305)	Andrews, 2008
	+21(309)	Andrews, 2023
4	+27(315)	Midlothian Heritage, 2022
	+27(315)	Andrews, 2014
6	+28(312)	Andrews, 2011
	+28(316)	Andrews, 2012
8	+29(313)	Monahans, 2008
	+29(317)	Argyle, 2022
	+29(317)	Andrews, 2018

Low Second Round

1	+15(303)	Argyle, 2022
2	+20(308)	Snyder, 2006
3	+22(302)	Andrews, 2016
	+22(306)	Andrews, 2011
5	+26(314)	Andrews, 2017
6	+27(315)	Andrews, 2023
	+27(315)	Andrews, 2013
8	+30(318)	Breckenridge, 2000
9	+31	Four teams tied

Low Final Score

1	+43(623)	Andrews, 2016
2	+44(620)	Argyle, 2022
3	+48(624)	Andrews, 2023
	+50(618)	Andrews, 2011
5	+52(620)	Monahans, 2009
	+52(620)	Andrews, 2008
7	+57(633)	Snyder, 2006
8	+60(636)	Midlothian Heritage, 2022
	+60(636)	Breckenridge, 2000
10	+62(638)	Andrews, 2012

Margin of Victory

1	80	Andrews, 2014
2	63	Andrews, 2017
3	56	Yoakum, 1992
4	53	China Spring, 1998
5	52	Andrews, 2015
6	49	Andrews, 2016
7	48	Boling, 1982
8	45	Andrews, 2013
9	42	Andrews, 2023
	42	Andrews, 2012

3A

INDIVIDUAL

Low First Round

1	-2(69)	Lauren Romines, Callisburg, 2009
2	-1(70)	Shelby Hardy, San Saba, 2008
	-1(71)	Shay West, Wall, 2022
4	E(71)	Elizabeth Chavarria, Sonora, 2012
	E(71)	Emily Fuchs, Cameron Yoe, 2012
	E(72)	Ally Reily, Pottsboro, 2022
7	+1	Six players tied

Low Second Round

1	-2(69)	Sydney Williams, Melissa, 2012
2	-1(71)	Kelsey Kirkpatrick, Alba-Golden, 2007
3	E(71)	Cathryn Uselton, Peaster, 1999
	E(72)	Katie Hart, Mt. Pleasant Chapel Hill, 2023
	E(72)	Shelby Hardy, San Saba, 2007
5	+1(72)	Ann Holcomb, Crockett, 2012
	+1(72)	Shelby Hardy, San Saba, 2008
	+1(73)	Peyton Hull, Peaster, 2022
	+1(73)	Kyla Whittle, Wall, 2006
9	+2	Five players tied

Low Final Score

1	E(142)	Shelby Hardy, San Saba, 2008
2	+1(145)	Kelsey Kirkpatrick, Alba-Golden, 2007
3	+2(144)	Lauren Romines, Callisburg, 2009
	+2(146)	Katie Hart, Mt. Pleasant Chapel Hill, 2023
5	+3	Seven players tied

Margin of Victory

1	17	Laura Rolf, Boling, 1991
2	16	Sorrel Richman, China Spring, 1993
3	15	Tina Foxhall, Memphis, 1978
4	14	Kyla Whittle, Wall, 2005
5	10	Kelli McKandless, Hamilton, 2000
	10	Jennifer Faulkenberry, Callisburg, 1997
7	8	Jennifer Faulkenberry, Callisburg, 1995
	8	Cindy Haley, Bullard, 1985
9	7	Four players tied


TEAM

Low First Round

1	+24(312)	Wall, 2022
2	+34(318)	Sonora, 2012
3	+35(319)	Wall, 2009
4	+37(321)	Callisburg, 2009
5	+38(322)	Wall, 2008
6	+44(332)	Wall, 2023
	+44(332)	Wall, 2007
8	+50(334)	Sonora, 2014
9	+51(339)	Odessa Compass Aad., 2023
10	+55(339)	Two teams tied

Low Second Round

1	+30(314)	Melissa, 2012
---	----------	---------------



Grapeland - 2019 Conference 2A Girls Golf Team Champions

2	+31(315)	Sonora, 2012
	+31(319)	Wall, 2022
4	+39(327)	Wall, 2007
5	+40(324)	Wall, 2009
6	+43(327)	Cameron Yoe, 2012
7	+46(334)	Hamilton, 2001
8	+47(335)	McGregor, 2019
9	+49(333)	Wall, 2008
	+49(337)	Salado, 2003

Low Final Score

1	+55(631)	Wall, 2022
2	+65(633)	Sonora, 2012
3	+75(643)	Wall, 2009
4	+83(659)	Wall, 2008
5	+87(655)	Melissa, 2012
	+87(655)	Wall, 2008
7	+97(665)	Callisburg, 2009
8	+98(674)	Wall, 2023
9	+99(667)	Sonora, 2014
10	+103(679)	Odessa Compass Acad., 2023

Margin of Victory

1	102	Farwell, 1976
2	88	Bullard, 1985
	88	Bullard, 1984
4	86	Hamilton, 2000
5	78	Wall, 2022
	78	Farwell, 1977
7	72	Wall, 2021
8	69	Lago Vista, 2004
9	68	Sonora, 2014
10	66	Hamilton, 2001

2A

INDIVIDUAL

Low First Round

1	-2(69)	Mia Nixon, Martin's Mill, 2022
	-2(70)	Gabriella Dominguez, Chilton, 2009
	-2(70)	Gabriella Dominguez, Chilton, 2008
4	-1(70)	Mia Nixon, Martin's Mill, 2019
5	E(71)	Hannah Nimmo, Wolfe City, 2022
	E(72)	Sarah Fulfer, Huckabay, 2009
	E(72)	Brittany Smith, Petrolia, 2008
	E(72)	Emily Wharton, Martin's Mill, 2008
	E(72)	Heather Basford, Vega, 1998
10	+1	Six players tied

Low Second Round

1	-5(67)	Gabriella Dominguez, Chilton, 2009
2	-4(67)	Mia Nixon, Martin's Mill, 2022
3	-3(68)	Gabriella Dominguez, Chilton, 2007
4	-2(70)	Sarah Fulfer, Huckabay, 2010
	-2(70)	Gabriella Dominguez, Chilton, 2008
6	E(72)	Brittany Smith, Petrolia, 2008
	E(72)	Emily Wharton, Martin's Mill, 2008
8	+1(72)	Katelin Berry, Stratford, 2019
	+1(72)	Mia Nixon, Martin's Mill, 2019
	+1(73)	Sarah Fulfer, Huckabay, 2009

Low Final Score

1	-7(137)	Gabriella Dominguez, Chilton, 2009
2	-6(136)	Mia Nixon, Martin's Mill, 2022
3	-4(140)	Gabriella Dominguez, Chilton, 2008
4	E(142)	Mia Nixon, Martin's Mill, 2019
	E(144)	Sarah Fulfer, Huckabay, 2010
	E(144)	Brittany Smith, Petrolia, 2008
7	+1(143)	Gabriella Dominguez, Chilton, 2007
	+1(145)	Sarah Fulfer, Huckabay, 2009
9	+5(147)	Katelin Berry, Stratford, 2019

+5(149)

Brittany Smith, Petrolia, 2009

Margin of Victory

1	33	Sabra Srader, Sundown, 1981
2	24	Lisa Crawford, Tenaha, 1987
3	23	Kay Linda Shive, Lago Vista, 1984
4	22	Cecilia Garbada, Flatonia, 1986
5	19	Lisa Crawford, Tenaha, 1989
6	18	Lisa Crawford, Tenaha, 1990
7	17	Mia Nixon, Martin's Mill, 2021
8	16	Linda Boggus, Lago Vista, 1982
9	15	Mia Nixon, Martin's Mill, 2022
10	13	Lisa Crawford, Tenaha, 1988

TEAM

Low First Round

1	+46(334)	Baird, 2002
2	+47(335)	Memphis, 2003
3	+50(334)	Mason, 2023
	+50(334)	Grapeland, 2019
5	+51(335)	Martin's Mill, 2019
6	+52(336)	Memphis, 2015
	+52(340)	Baird, 2005
8	+57(345)	Baird, 2010
	+57(345)	Baird, 2003
10	+59	Two teams tied

Low Second Round

1	+31(315)	Grapeland, 2019
2	+32(320)	Martin's Mill, 2008
3	+50(334)	Mason, 2023
	+50(334)	Martin's Mill, 2019
	+50(334)	Memphis, 2015
6	+51(339)	Baird, 2002
7	+53(337)	Memphis, 2012
	+53(341)	Throckmorton, 2003
9	+56(344)	Three teams tied

Low Final Score

1	+81(649)	Grapeland, 2019
2	+97(673)	Martin's Mill, 2008
	+97(673)	Baird, 2002
4	+100(668)	Mason, 2023
5	+101(669)	Martin's Mill, 2019
6	+102(670)	Memphis, 2015
7	+112(688)	Throckmorton, 2003
	+112(688)	Memphis, 2003
9	+113(689)	Baird, 2010
10	+117(685)	Memphis, 2012

Margin of Victory

1	87	Martin's Mill, 2008
2	83	Booker, 1975
3	67	Mason, 2023
4	59	Iraan, 1984
5	55	Santo, 1979



GIRLS GOLF

RECORDBOOK

6	54	Wheeler, 1995
7	53	Booker, 1976
8	52	Booker, 1977
9	51	Santo, 1978
10	50	Booker, 1993

1A INDIVIDUAL

Low First Round

1	+4(75)	Marki Kinkade, Blanket, 2018
2	+6(77)	Shaley Goad, Briscoe Fort Elliott, 2016
3	+7(78)	Hannah Nimmo, Greenville Charter, 2019
	+7(78)	Skylar Mast, Richards, 2017
	+7(78)	Shaley Goad, Briscoe Fort Elliott, 2015
6	+8(79)	Skylar Mast, Richards, 2016
7	+9(80)	Sierra Jameson, Matador Motley Co., 2019
	+9(80)	Shaley Goad, Briscoe Fort Elliott, 2017
9	+10	Three players tied

Low Second Round

1	+4(75)	Shaley Goad, Briscoe Fort Elliott, 2016
2	+5(76)	Halee Jo Johnson, Happy, 2023
	+5(76)	Shaley Goad, Briscoe Fort Elliott, 2015
4	+6(77)	Marki Kinkade, Blanket, 2018
5	+8(79)	Skylar Mast, Richards, 2018
	+8(79)	Kristen Cox, Utopia, 2017
	+8(79)	Marki Kinkade, Blanket, 2017
	+8(79)	Marki Kinkade, Blanket, 2015
9	+9(80)	Hannah Nimmo, Greenville Charter, 2019
	+9(80)	Kami Woodman, Channing, 2019

Low Final Score

1	+10(152)	Marki Kinkade, Blanket, 2018
	+10(152)	Shaley Goad, Bris. Fort Elliott, 2016
3	+12(154)	Shaley Goad, Bris. Fort Elliott, 2015
4	+16(158)	Hannah Nimmo, Greenville Charter, 2019
5	+18(160)	Marki Kinkade, Blanket, 2017
6	+19(161)	Halee Jo Johnson, Happy, 2023
	+19(161)	Skylar Mast, Richards, 2017
	+19(161)	Marki Kinkade, Blanket, 2015
9	+22(164)	Shaley Goad, Briscoe Fort Elliott, 2017
10	+23	Five players tied

Margin of Victory

1	13	Marki Kinkade, Blanket, 2018
	13	Shaley Goad, Briscoe Fort Elliott, 2016
3	12	Halee Jo Johnson, Happy, 2023
4	7	Hannah Nimmo, Greenville Charter, 2019
	7	Shaley Goad, Briscoe Fort Elliott, 2015
6	3	Mailey Goodman, Clyde Eula 2021
7	2	Halee Jo Johnson, Happy, 2022
8	1	Marki Kinkade, Blanket, 2017

TEAM

Low First Round

1	+73(357)	Blanket, 2018
2	+90(374)	Garden City, 2023
3	+98(382)	Blanket, 2017
4	+106(390)	Veribest, 2023
	+106(390)	Robert Lee, 2022
6	+108(392)	Utopia, 2017
7	+111(395)	Utopia, 2016

8	+120(404)	Tioga, 2017
9	+121(405)	Four teams tied

Low Second Round

1	+72(356)	Garden City, 2023
2	+90(374)	Blanket, 2017
3	+91(375)	Blanket, 2018
4	+98(382)	Veribest, 2023
5	+107(391)	Robert Lee, 2019
6	+109(393)	Utopia, 2017
7	+110(394)	Veribest, 2022
	+110(394)	Utopia, 2016
9	+115(399)	Blanket, 2016
10	+118(402)	Happy, 2017

Low Final Score


1	+162(730)	Garden City, 2023
2	+164(732)	Blanket, 2018
3	+188(756)	Blanket, 2017
4	+204(772)	Veribest, 2023
5	+217(785)	Utopia, 2017
6	+221(789)	Utopia, 2016
7	+228(796)	Robert Lee, 2019
8	+230(798)	Robert Lee, 2022
9	+240(808)	Happy, 2017
10	+245(813)	Tioga, 2017

Margin of Victory

1	100	Blanket, 2018
2	42	Garden City, 2023
3	40	Utopia, 2016
4	29	Blanket, 2017
5	20	Robert Lee, 2019
6	17	Robert Lee, 2022
7	1	Robert Lee, 2021
	1	Wink, 2015



Blanket - 2018 Conference 1A Girls Golf Team Champions



Austin Anderson - 2022 Conference 5A Girls Golf Team Champions

2023

May 15-16

6A-Legacy Hills GC, Georgetown (Par 72:288)

TEAM

- | | | |
|---|----------------------|-------------------|
| 1 | Austin Vandegrift | 289-293=582 (+6) |
| 2 | Humble Kingwood | 292-296=588 (+12) |
| 3 | Conroe The Woodlands | 296-293=589 (+13) |

INDIVIDUALS

- | | | |
|---|------------------------------------|----------------|
| 1 | Maelynn Kim, Katy Seven Lakes** | 70-70=140 (-4) |
| 2 | Sydney Givens, Aus. Vandegrift* | 68-72=140 (-4) |
| 3 | Kate Pickerell, Austin Lake Travis | 68-72=140 (-4) |

5A-White Wing GC, Georgetown (Par 72:288)

TEAM

- | | | |
|---|-------------------------|-------------------|
| 1 | SA Alamo Heights (Blue) | 302-303=605 (+29) |
| 2 | Montgomery | 306-311=617 (+41) |
| 3 | Montgomery Lake Creek | 307-319=626 (+50) |

INDIVIDUALS

- | | | |
|---|------------------------------------|----------------|
| 1 | Chloe Sirkin, Grapevine | 72-70=142 (-2) |
| 2 | Presley Bolado, Comal Canyon | 71-72=143 (-1) |
| 3 | Sayers Allen, Com. Smithson Valley | 73-71=144 (E) |

4A-Legends GC, Kingsland (Par 72:288)

TEAM

- | | | |
|---|-----------------|--------------------|
| 1 | Andrews | 309-315=624 (+48) |
| 2 | Canyon | 340-326=666 (+90) |
| 3 | Comal Davenport | 345-333=678 (+102) |

INDIVIDUALS

- | | | |
|---|------------------------------------|----------------|
| 1 | Alex Hileman, Sunnyvale | 75-73=148 (+4) |
| 2 | Hannah Antunes, China Spring* | 75-76=151 (+7) |
| 3 | Faith Ann Chinn, Long. Spring Hill | 75-76=151 (+7) |

3A-Jimmy Clay GC, Austin (Par 72:288)

TEAM

- | | | |
|---|------------------------|--------------------|
| 1 | Wall | 332-342=674 (+98) |
| 2 | Odessa Compass Academy | 339-340=679 (+103) |
| 3 | Gunter | 351-363=714 (+138) |

INDIVIDUALS

- | | | |
|---|--------------------------------------|----------------|
| 1 | Katie Hart, Mt. Pleasant Chapel Hill | 74-72=146 (+2) |
| 2 | Shay West, Wall** | 73-76=149 (+4) |

- | | | |
|---|----------------------|----------------|
| 3 | Payton Hull, Peaster | 79-74=153 (+9) |
|---|----------------------|----------------|

2A-Lions Municipal GC, Austin (Par 71:284)

TEAM

- | | | |
|---|----------|--------------------|
| 1 | Mason | 334-334=668 (+100) |
| 2 | Crawford | 376-359=735 (+167) |
| 3 | Memphis | 379-376=755 (+187) |

INDIVIDUALS

- | | | |
|---|---------------------|-----------------|
| 1 | Ashley Burns, Mason | 72-77=149 (+7) |
| 3 | Avery Burns, Mason | 81-77=158 (+16) |
| 3 | Hanna Gaylor, Lipan | 83-76=159 (+17) |

1A-Plum Creek GC, Kyle (Par 71:284)

TEAM

- | | | |
|---|-------------|--------------------|
| 1 | Garden City | 374-356=730 (+162) |
| 2 | Veribest | 390-382=772 (+206) |
| 3 | Clyde Eula | 432-427=859 (+291) |

INDIVIDUALS

- | | | |
|---|--------------------------|-----------------|
| 1 | Halee Jo Johnson, Happy | 85-76=161 (+19) |
| 2 | Rylee Wood, Garden City* | 89-84=173 (+31) |
| 3 | Karli Kinkade, Blanket | 85-88=173 (+31) |

2022

May 15-16

6A-Legacy Hills GC, Georgetown (Par 72:288)

TEAM

- | | | |
|---|--------------------|-------------------|
| 1 | San Antonio Reagan | 294-290=584 (+8) |
| 2 | Austin Vandegrift | 298-297=595 (+19) |
| 3 | Southlake Carroll | 303-294=597 (+21) |

INDIVIDUALS

- | | | |
|---|--------------------------------|----------------|
| 1 | Sydney Givens, Aus. Vandegrift | 70-73=143 (-1) |
| 2 | Jiyu Han, Round Rock | 73-71=144 (E) |
| 3 | Ally Black, Austin Westlake | 73-72=145 (+1) |
| | Marissa Loya, SA Reagan | 72-73=145 (+1) |

5A-White Wing GC, Georgetown (Par 72:288)

TEAM

- | | | |
|---|-------------------------|-------------------|
| 1 | Austin Anderson | 305-295=600 (+24) |
| 2 | SA Alamo Heights (Blue) | 298-303=601 (+25) |
| 3 | SA Alamo Heights (Gold) | 319-315=634 (+58) |

INDIVIDUALS

- | | | |
|---|----------------------------------|----------------|
| 1 | Farrah O'Keefe, Aus. Anderson | 66-70=136 (-8) |
| 2 | Julia Vollmer, SA Alamo Heights | 69-72=141 (-3) |
| 3 | Sophie Biediger, Dal. High. Park | 73-71=144 (E) |
| | Emmy Tran, Leander | 75-69=144 (E) |

4A-Legends GC, Kingsland (Par 72:288)

TEAM

- | | | |
|---|---------------------|-------------------|
| 1 | Argyle | 317-303=620 (+44) |
| 2 | Midlothian Heritage | 315-321=636 (+60) |
| 3 | Andrews | 324-334=658 (+82) |

INDIVIDUALS

- | | | |
|---|----------------------------------|----------------|
| 1 | Alex Hileman, Sunnyvale | 68-76=144 (E) |
| 2 | Maddie Sanders, Midlo. Heritage* | 73-75=148 (+4) |
| 3 | Mallory Matthews, Hondo | 73-75=148 (+4) |

3A-Jimmy Clay GC, Austin (Par 72:288)

TEAM

- | | | |
|---|------------------------|--------------------|
| 1 | Wall | 312-319=631 (+55) |
| 2 | Odessa Compass Academy | 359-350=709 (+133) |
| 3 | Gunter | 359-361=720 (+144) |

INDIVIDUALS

- | | | |
|---|--------------------------------------|----------------|
| 1 | Shay West, Wall** | 71-76=147 (+3) |
| 2 | Alli Reily, Pottsboro* | 72-75=147 (+3) |
| 3 | Katie Hart, Mt. Pleasant Chapel Hill | 73-74=147 (+3) |

2A-Lions Municipal GC, Austin (Par 71:284)

TEAM

- | | | |
|---|-------------|--------------------|
| 1 | Mason | 360-372=732 (+164) |
| 2 | Goldthwaite | 385-369=754 (+184) |
| 3 | Normangee | 375-382=757 (+187) |

INDIVIDUALS

- | | | |
|---|--------------------------|-----------------|
| 1 | Mia Nixon, Martin's Mill | 69-67=136 (-6) |
| 2 | Hannah Nimmo, Wolfe City | 71-80=151 (+9) |
| 3 | Avery Burns, Mason | 79-82=161 (+19) |

1A-Plum Creek GC, Kyle (Par 71:284)

TEAM

- | | | |
|---|-------------|--------------------|
| 1 | Robert Lee | 405-391=796 (+228) |
| 2 | Veribest | 421-394=815 (+247) |
| 3 | Garden City | 413-405=818 (+250) |

INDIVIDUALS

- | | | |
|---|--------------------------------|-----------------|
| 1 | Halee Jo Johnson, Happy | 81-86=167 (+25) |
| 2 | Maris Pree Goodman, Clyde Eula | 83-86=169 (+27) |
| 3 | Karli Kinkade, Blanket | 93-88=181 (+39) |

2021

May 20-21

6A-Legacy Hills GC, Georgetown (Par 72:288)

TEAM

- | | | |
|---|-------------------|-------------------|
| 1 | Lewisville Hebron | 299-299=598 (+22) |
| 2 | Austin Vandegrift | 295-310=605 (+29) |
| 3 | Austin Westlake | 308-303=611 (+35) |

INDIVIDUALS

- | | | |
|---|---------------------------------|----------------|
| 1 | Ryann Honea, San Angelo Central | 69-74=143 (-1) |
| 2 | Meagan Winans, Plano East | 75-69=144 (E) |
| 3 | Mimi Burton, Austin Vandegrift* | 69-76=145 (+1) |

5A-White Wing GC, Georgetown (Par 72:288)

TEAM

- | | | |
|---|---------------------------|-------------------|
| 1 | San Antonio Alamo Heights | 304-305=609 (+33) |
| 2 | Montgomery | 304-309=613 (+37) |



3 Boerne Champion 303-313=616 (+40)

INDIVIDUALS

- 1 Mason Lewis, Granbury 68-72=140 (-4)
- 2 Tiffany Cao, Midlothian 70-71=141 (-3)
- 3 Julia Vollmer, SA Alamo Heights 70-72=142 (-2)

4A-Plum Creek GC, Kyle (Par 71:284)*27 holes

TEAM

- 1 Argyle* 315-160=475 (+49)
- 2 Andrews 326-149=475 (+49)
- 3 Lampasas 317-160=477 (+51)

INDIVIDUALS

- 1 Bohyun Park, Carrollton Ranchview 67-32=99 (-8)
- 2 Mallory Matthews, Hondo 75-35=110 (+3)
- 3 Kodi Nolen, Midlo. Heritage 73-38=111 (+4)

3A-Shadow Glen GC, Manor (Par 72:288)

TEAM

- 1 Wall 353-343=696 (+120)
- 2 McGregor 382-386=768 (+192)
- 3 Caldwell 394-392=786 (+210)

INDIVIDUALS

- 1 Katie Hart
Mt. Pleasant Chapel Hill 74-80=154 (+10)
- 2 Alli Reily, Pottsboro 76-79=155 (+11)
- 3 Maggie Parmer, McGregor 77-83=160 (+16)

2A-Legends GC, Kingsland (Par 72:288)*27 holes

TEAM

- 1 Normangee 374-179=553 (+121)
- 2 Mason 392-205=596 (+164)
- 3 Crawford 408-209=617 (+185)

INDIVIDUALS

- 1 Mia Nixon, Martin's Mill 73-31=104 (-4)
- 2 Payton Berry, Stratford 83-38=121 (+13)
- Avery Burns, Mason 84-37=121 (+13)

1A-Lighthouse CC, Kingsland (Par 71:284)*27 holes

TEAM

- 1 Robert Lee 424-221=645 (+217)
- 2 Clyde Eula 433-213=646 (+218)
- 3 Veribest 428-227=655 (+227)

INDIVIDUALS

- 1 Mailey Goodman, Clyde Eula 85-43=128 (+21)
- 2 Cami Davidson, Blackwell 86-45=131 (+24)
- 3 Hailey Abbott, Veribest 96-44=140 (+33)

2020

(Cancelled due to COVID-19 Pandemic)

2019

May 20-21

6A-Legacy Hills GC, Georgetown (Par 72:288)

TEAM

- 1 Austin Westlake 289-288=577 (+1)
- 2 Plano West 303-294=597 (+21)
- 3 Southlake Carroll 300-302=602 (+26)

INDIVIDUALS

- 1 Trinity King, Arlington Martin 70-69=139 (-5)
- 2 Zoe Slaughter, Houston Memorial* 71-70=141 (-3)
- 3 Sadie Englemann, Austin Westlake 69-72=141 (-3)
- Jennie Park, Lewisville Hebron 71-70=141 (-3)

5A-White Wing GC, Georgetown (Par 72:288)

TEAM

- 1 Grapevine 308-314=622 (+46)
- 2 Frisco Lebanon Trail 307-319=626 (+50)
- 3 Magnolia 315-316=631 (+55)

INDIVIDUALS

- 1 Maddi Olson, Abilene Wylie 73-70=143 (-1)
- 2 Madison Phung, Frisco Lebanon Trail 72-72=144 (E)
- Gabriella Tomanka, Grapevine 73-71=144 (E)

4A-Plum Creek GC, Kyle (Par 71:284)

TEAM

- 1 Andrews 319-330=649 (+81)
- 2 Lampasas 340-338=678 (+110)
- 3 Midlothian Heritage 346-337=683 (+115)

INDIVIDUALS

- 1 Bohyun Park, Carr. Ranchview 62-64=126 (-16)
- 2 Tristan Gabbard, Lamar Fulshear 74-76=150 (+8)
- 3 Ozlyan Juarez, Monahans 78-73=151 (+9)

3A-Grey Rock GC, Austin (Par 72:288)

TEAM

- 1 McGregor 357-335=692 (+116)
- 2 Lago Vista 369-357=726 (+150)
- 3 Callisburg 382-359=741 (+165)

INDIVIDUALS

- 1 Mason Garrett,
Mt. Pleasant Chapel Hill 76-75=151 (+7)
- 2 Paige Gilstrap, McGregor 82-75=157 (+13)
- 3 Ida Hansen, Omaha Pewitt 81-79=160 (+16)
- Maggie Parmer, McGregor 83-77=160 (+16)

2A-Roy Kizer GC, Austin (Par 71:284)

TEAM

- 1 Grapeland 334-315=649 (+81)
- 2 Martin's Mill 335-334=669 (+101)
- 3 Normangee 361-370=731 (+163)

INDIVIDUALS

- 1 Mia Nixon, Martin's Mill 70-72=142 (E)
- 2 Katelin Berry, Stratford 75-72=147 (+5)
- 3 Maddie Barrinton, Olney 76-77=153 (+11)

Kenley Nixon, Martin's Mill 77-76=153 (+11)

1A-Lions Municipal GC, Austin (Par 71:284)

TEAM

- 1 Robert Lee 405-391=796 (+228)
- 2 Clyde Eula 405-411=816 (+248)
- 3 Lenorah Grady 423-413=836 (+268)

INDIVIDUALS

- 1 Hannah Nimmo, Greenville Charter 78-80=158 (+16)
- 2 Sierra Jameson,
Matador Motley County 80-85=165 (+23)
- Kami Woodman, Channing 85-80=165 (+23)

2018

May 21-22

6A-Legacy Hills GC, Georgetown (Par 72:288)

TEAM

- 1 Austin Westlake 290-299=589 (+13)
- 2 Austin Lake Travis* 309-295=604 (+28)
- 3 Conroe The Woodlands 303-301=604 (+28)

INDIVIDUALS

- 1 Libby Winans, Plano East 69-66=135 (-9)
- 2 Anne Chen, FB Clements 69-69=138 (-6)
- 3 Jennie Park, Lewisville Hebron 72-68=140 (-4)

5A-White Wing GC, Georgetown (Par 72:288)

TEAM

- 1 Grapevine 305-315=620 (+44)
- 2 Mission Sharyland 324-320=644 (+68)
- 3 Midlothian 321-325=646 (+70)

INDIVIDUALS

- 1 Halle Whitney, Magnolia 71-72=143 (-1)
- 2 Jasmine Zhang, Midlothian 72-72=144 (E)
- 3 Gabriella Tomanka, Grapevine 69-76=145 (+1)

4A-Apple Rock GC, Horseshoe Bay (Par 72:288)

TEAM

- 1 Andrews 317-327=644 (+68)
- 2 Frisco Lebanon Trail 342-333=675 (+99)
- 3 Abilene Wylie 338-340=678 (+102)



Andrews - 2018 Conference 4A Girls Golf Team Champions



INDIVIDUALS

1 Bohyun Park, Carrollton Ranchview	67-70=137 (-7)
2 Madison Phung, Frisco Lebanon Trail	74-76=150 (+6)
3 Rachel Huffman, Andrews	73-80=153 (+9)

3A-Grey Rock GC, Austin (Par 72:288)

TEAM

1 Ingram Moore	379-380=759 (+83)
2 Rockdale	373-391=764 (+88)
3 Brock	394-383=777 (+101)

INDIVIDUALS

1 Lyndy Laurell, Rockdale	75-78=153 (+9)
2 Paige Gilstrap, McGregor	78-82=160 (+16)
3 Mason Garrett, Mt. Pleasant Chapel Hill	79-82=161 (+17)

2A-Roy Kizer GC, Austin (Par 71:284)

TEAM

1 Grapeland	345-344=689 (+113)
2 Normangee	366-348=714 (+138)
3 Vega	361-354=715 (+139)

INDIVIDUALS

1 Taylor Tomlinson, Christoval*	74-77=151 (+9)
2 Jillian Jones, Forsan	76-75=151 (+9)
3 Allie Joyce, Vega	79-78=157 (+15)

1A-Lions Municipal GC, Austin (Par 71:284)

TEAM

1 Blanket	357-375=732 (+64)
2 Robert Lee	424-408=832 (+164)
3 Happy	418-423=841 (+173)

INDIVIDUALS

1 Marki Kinkade, Blanket	75-77=152 (+10)
2 Skylar Mast, Richards	86-79=165 (+23)
3 Sierra Jameson, Matador Motley County	86-89=175 (+33)

2017

May 15-16

6A-Legacy Hills GC, Georgetown (Par 72:288)

TEAM

1 Austin Lake Travis	288-292=580 (+4)
2 Austin Westlake	297-294=591 (+15)
3 Allen	295-304=599 (+23)

INDIVIDUALS

1 Kaitlyn Papp, Austin Lake Travis	67-70=137 (-7)
2 Jackie Barry, Humble Kingwood	69-71=140 (-4)
3 Randi Romack, Austin Westlake	70-71=141 (-3)

5A-Wolfdancer GC, Lost Pines (Par 72:288)

TEAM

1 Grapevine	320-308=628 (+52)
2 Humble Kingwood Park	326-327=653 (+77)
3 Magnolia	319-340=659 (+83)

INDIVIDUALS

1 Halle Whitney, Magnolia*	71-79=150 (+6)
2 Caitlyn Lindell, Mansfield Lake Ridge	74-76=150 (+6)
3 Gabriella Tomanka, Grapevine	78-73=151 (+7)

4A-Slick Rock GC, Horseshoe Bay (Par 72:288)

TEAM

1 Andrews (Black)	334-314=648 (+72)
2 Seminole	357-354=711 (+135)
3 Andrews (Gold)	355-366=721 (+145)

INDIVIDUALS

1 Maddi Olson, Abilene Wylie	70-76=146 (+2)
2 Brooke Irion, Bridgeport	76-71=147 (+3)
3 Steelie Priest, Lorena	78-75=153 (+9)

3A-Grey Rock GC, Austin (Par 72:288)

TEAM

1 Sonora	346-356=702 (+126)
2 Callisburg	367-361=728 (+152)
3 Rockdale	372-390=762 (+186)

INDIVIDUALS

1 Loren Nevers, Comfort	78-78=156 (+12)
2 Paige Gilstrap, McGregor	81-77=158 (+14)
3 Lyndy Laurell, Rockdale*	74-86=160 (+16)

2A-Roy Kizer GC, Austin (Par 71:284)

TEAM

1 Memphis	343-386=729 (+161)
2 Forsan	348-390=738 (+170)
3 Wellington	368-386=754 (+186)

INDIVIDUALS

1 Taylor Tomlinson, Christoval	76-76=152 (+10)
2 Jillian Jones, Forsan	79-78=157 (+15)
3 Maycee Blaydes, Memphis	77-85=162 (+20)

1A-Lions Municipal GC, Austin (Par 71:284)

TEAM

1 Blanket	382-374=756 (+188)
2 Utopia	392-393=785 (+217)
3 Happy	406-402=808 (+240)

INDIVIDUALS

1 Marki Kinkade, Blanket	81-79=160 (+18)
2 Skylar Mast, Richards	78-83=161 (+19)
3 Shaley Goad, Briscoe Ft. Elliott	80-84=164 (+22)

2016

April 25-26 (2A, 4A-6A), April 27-28 (1A-3A)

6A-Legacy Hills GC, Georgetown (Par 72:288)

TEAM

1 Austin Lake Travis	287-293=580 (+4)
2 Austin Westlake	311-296=607 (+31)
3 Montgomery	313-305=618 (+42)

INDIVIDUALS

1 Kristen Gillman, Austin Lake Travis	68-73=141 (-3)
2 Kennedy Swan, Austin Westlake	74-69=143 (-1)
3 Jennie Park, Lewisville Hebron	76-68=144 (E)

5A-Wolfdancer GC, Lost Pines (Par 72:288)

TEAM

1 Humble Kingwood Park	303-305=608 (+32)
2 Austin Vandegriff	321-338=659 (+83)
3 Mission Sharyland	333-333=666 (+90)

INDIVIDUALS

1 Ava Schwianteck, Magnolia*	77-70=147 (+3)
2 Hannah Alberto, Humble Kingwood Park	72-75=147 (+3)
3 Ariana Saenz, Humble Kingwood Park	75-74=149 (+5)

4A-Onion Creek CC, Austin (Par 70:280)

TEAM

1 Andrews	321-302=623 (+63)
2 Lampasas	344-328=672 (+112)
3 Wimberley	348-342=690 (+130)

INDIVIDUALS

1 Libby Walinder, Andrews*	77-70=147 (+7)
2 Brooke Nolte, Melissa	77-70=147 (+7)
3 Zoe Mayfield, Longview Spring Hill	71-78=149 (+9)

3A-Grey Rock GC, Austin (Par 72:288)

TEAM

1 Sonora	359-363=722 (+146)
2 Childress	377-365=742 (+166)
3 Rockdale	379-369=748 (+172)

INDIVIDUALS

1 Lyndy Laurell, Rockdale	85-80=165 (+21)
2 Darby Ramsdell, Sonora	87-84=171 (+27)
3 Kendalyn Ferguson, Childress	91-81=172 (+28)
Lauren Mekalip, Troup	87-85=172 (+28)

2A-Roy Kizer GC, Austin (Par 71:284)

TEAM

1 Wellington	349-368=717 (+149)
2 Memphis	346-380=726 (+158)
3 San Saba	393-395=788 (+220)

INDIVIDUALS

1 Breanna Smith, Petrolia	75-75=150 (+8)
2 Ashley Watts, Wellington	79-76=154 (+12)
3 Renee Molloy, Memphis	77-83=160 (+18)

1A-Lions Municipal GC, Austin (Par 71:284)

TEAM

1 Utopia	395-394=789 (+121)
2 Robert Lee	418-411=829 (+161)
3 Tioga	423-414=837 (+169)

INDIVIDUALS

1 Shaley Goad, Briscoe Ft. Elliott	77-75=152 (+10)
2 Skylar Mast, Richards	79-86=165 (+23)
3 Kristen Cox, Utopia	87-85=172 (+30)

2015

April 27-28 (3A-6A), April 29-30 (1A-2A)

6A-Legacy Hills GC, Georgetown (Par 72:288)

TEAM

1 Austin Lake Travis	295-305=600 (+24)
2 Coppell	310-298=608 (+32)
3 Montgomery	304-308=612 (+36)

INDIVIDUALS

1 Hailee Cooper, Montgomery	68-73=141 (-3)
2 Kaitlyn Papp, Austin Lake Travis	70-73=143 (-1)
3 Kristen Gillman, Austin Lake Travis	72-72=144 (E)

5A-Wolfdancer GC, Lost Pines (Par 72:288)

TEAM

1 Humble Kingwood Park	297-319=616 (+40)
2 Aledo	324-328=652 (+76)
3 Austin Vandegriff	324-335=659 (+83)

INDIVIDUALS

1 Cheyenne Knight, Aledo	70-73=143 (-1)
2 Brielle Ward, Frisco Wakeland	72-72=144 (E)
3 Hanna Alberto, Humble Kingwood Park	70-77=147 (+3)



4A-Onion Creek CC, Austin (Par 70:280)

TEAM

1 Andrews	320-321=641 (+81)
2 Snyder	349-344=693 (+133)
3 Lampasas	354-345=699 (+139)

INDIVIDUALS

1 Shawnee Allen, La Vernia	78-69=147 (+7)
2 Hailey Burgen, Andrews	72-76=148 (+8)
3 Lauren Cox, Little Cypress-Mauriceville	76-76=152 (+12)

3A-Grey Rock GC, Austin (Par 72:288)

TEAM

1 Sonora	383-374=757 (+81)
2 Comfort	388-386=774 (+98)
3 Childress	397-410=807 (+131)

INDIVIDUALS

1 Darby Ramsdell, Sonora	80-84=164 (+20)
2 Summer Pearson, Shallowater*	85-83=168 (+24)
3 Landry Allyn, Tuscola Jim Ned	89-79=168 (+24)

2A-Roy Kizer GC, Austin (Par 71:284)

TEAM

1 Memphis	336-334=670 (+102)
2 Wellington	349-360=703 (+135)
3 San Saba	371-374=745 (+177)

INDIVIDUALS

1 Shelby Cmerek, Miles*	77-79=156 (+14)
2 Casey Monzingo, Memphis	78-78=156 (+14)
3 Renee Molloy, Memphis	77-80=157 (+15)

1A-Lions Municipal GC, Austin (Par 71:284)

TEAM

1 Wink	405-417=822 (+154)
2 Utopia	419-404=823 (+155)
3 Leakey	431-425=856 (+188)

INDIVIDUALS

1 Shaley Goad, Briscoe Ft. Elliott	78-76=154 (+12)
2 Marki Kinkade, Blanket	82-79=161 (+19)
3 Emily Waller, Baird	88-85=173 (+31)

2014

April 28-29 (3A-5A), April 30-May 1 (1A-2A)

5A-Onion Creek CC, Austin (Par 70:280)

TEAM

1 Allen	288-286=574 (+14)
2 Austin Lake Travis	306-297=603 (+43)
3 Conroe The Woodlands	310-297=607 (+47)

INDIVIDUALS

1 Maddie Szeryk, Allen	70-65=135 (-5)
2 Kristen Gillman, Austin Lake Travis	69-68=137 (-3)
3 Julie Houston, Allen	69-73=142 (+2)

4A-UT Golf Club, Austin (Par 72:288)

TEAM

1 Huntsville	318-328=646 (+70)
2 Montgomery	325-331=656 (+80)
3 Humble Kingwood Park	330-331=661 (+85)

INDIVIDUALS

1 Cheyenne Knight, Aledo	74-70=144 (E)
2 Courtney Tibiletti, Huntsville	76-72=148 (+4)
3 Devin Edwards, Frisco Liberty	78-77=155 (+11)

3A-Wolfdancer GC, Lost Pines (Par 72:288)

TEAM

1 Andrews	315-324=639 (+63)
2 Snyder	360-359=719 (+143)
3 Monahans	382-379=761 (+185)

INDIVIDUALS

1 Shawnee Allen, La Vernia	72-77=149 (+5)
2 Sarah Black, Andrews	78-75=153 (+9)
3 Kalli Jennings, Andrews	78-79=155 (+11)

2A-Roy Kizer GC, Austin (Par 71:284)

TEAM

1 Sonora	334-333=667 (+99)
2 Salado	377-358=735 (+167)
3 East Bernard	372-364=736 (+168)

INDIVIDUALS

1 Kate Rimer, East Bernard	78-75=153 (+11)
2 Lariat Adams, Muleshoe	81-77=158 (+16)
3 Darby Ramsdell, Sonora	80-79=159 (+17)

1A-Lions Municipal GC, Austin (Par 71:284)

TEAM

1 Weimar	363-369=732 (+164)
2 Memphis	375-365=740 (+172)
3 Muenster	392-391=783 (+215)

INDIVIDUALS

1 Breanna Smith, Petrolia	74-78=152 (+10)
2 Erin Hess, Muenster*	79-77=156 (+14)
3 Kristie Guerrero, Weimar	77-79=156 (+14)

2013

April 29-30 (4A-5A), May 2-3 (1A-3A)

5A-Morris Williams GC, Austin (Par 72:288)

TEAM

1 Austin Lake Travis	299-299=598 (+22)
2 Austin Westlake	302-303=605 (+29)
3 San Antonio Johnson	312-302=614 (+38)

INDIVIDUALS

1 Taylor Coleman, SA Johnson	71-67=138 (-6)
2 Sierra Sims, Austin Westlake	72-69=141 (-3)
3 Maddie Szeryk, Allen	69-73=142 (-2)

4A-Onion Creek CC, Austin (Par 70:280)

TEAM

1 Northwest Nelson	316-305=621 (+61)
2 Montgomery	321-304=625 (+65)
3 Cedar Park	323-323=646 (+86)

INDIVIDUALS

1 Grace Choi, Dallas Wilson	68-64=132 (-8)
2 Maty Monzingo, Northwest Nelson*	72-72=144 (+4)
3 Dana Clary, Cedar Park	71-73=144 (+4)

3A-Jimmy Clay GC, Austin (Par 72:288)

TEAM

1 Andrews	337-315=652 (+76)
2 Snyder	339-358=697 (+121)
3 Gatesville	343-355=698 (+122)

INDIVIDUALS

1 Sarah Moore, Burkburnett	81-73=154 (+10)
2 Sarah Black, Andrews	85-74=159 (+15)
3 Hailey Burgen, Andrews	78-82=160 (+16)

2A-Roy Kizer GC, Austin (Par 71:284)

TEAM

1 Salado	355-364=719 (+151)
2 Sonora	379-370=749 (+181)
3 Tuscola Jim Ned	376-377=753 (+185)

INDIVIDUALS

1 Kate Rimer, East Bernard	77-75=152 (+10)
2 Meredith Ward, Salado*	80-76=156 (+14)
3 Emily Taylor, Howe	82-74=156 (+14)

1A-Lions Municipal GC, Austin (Par 71:284)

TEAM

1 Memphis	351-344=695 (+127)
2 Grapeland	387-356=743 (+175)
3 Weimar	387-383=770 (+202)

INDIVIDUALS

1 April Bennett, Memphis	78-80=158 (+16)
2 Kristie Guerrero, Weimar	84-76=160 (+18)
3 London Steele, Archer City	85-77=162 (+20)

2012

April 30-May 1 (4A-5A), May 3-4 (1A-3A)

5A-Onion Creek CC, Austin (Par 70:280)

TEAM

1 Allen	288-293=581 (+21)
2 Conroe The Woodlands	291-301=592 (+32)
3 Austin Westlake	302-302=604 (+44)

INDIVIDUALS

1 Sierra Sims, Austin Westlake	67-70=137 (-3)
2 Maddie Szeryk, Allen	66-72=138 (-2)
3 MariJosse Navarro, SA Reagan	75-68=143 (+3)

4A-Jimmy Clay GC, Austin (Par 72:288)

TEAM

1 Montgomery	310-312=622 (+46)
2 Northwest Nelson	316-309=625 (+49)
3 Austin Lake Travis	315-316=631 (+55)

INDIVIDUALS

1 Lindsey McCurdy, Buda Hays	69-73=142 (-2)
2 Maty Monzingo, Northwest Nelson	73-70=143 (-1)
3 Grace Choi, Dallas Wilson	76-71=147 (+3)

3A-Jimmy Clay GC, Austin (Par 72:288)

TEAM

1 Andrews	316-322=638 (+62)
2 Lampasas	333-347=680 (+104)
3 Gatesville	353-339=692 (+116)

INDIVIDUALS

1 Sarah Moore, Burkburnett	79-74=153 (+9)
2 Whitlee Woods, Andrews	78-77=155 (+11)
3 McKenzie Long, Andrews*	81-76=157 (+13)

2A-Roy Kizer GC, Austin (Par 71:284)

TEAM

1 Sonora	318-315=633 (+55)
2 Melissa	341-314=655 (+77)
3 Cameron Yoe	347-327=674 (+96)

INDIVIDUALS

1 Sydney Williams, Melissa*	76-69=145 (+3)
2 Elizabeth Chavarria, Sonora	71-74=145 (+3)
3 Emily Fuchs, Cameron Yoe	71-76=147 (+5)



Houston Clear Lake - 2007 Conference 5A Girls Golf Team Champions

1A-Lions Municipal GC, Austin (Par 71:284)

TEAM

- 1 Memphis 348-337=685 (+117)
- 2 Grapeland 372-352=724 (+156)
- 3 Gruver 400-395=795 (+227)

INDIVIDUALS

- 1 April Barnett, Memphis 79-82=161 (+19)
- 2 Erin Hess, Muenster* 82-80=162 (+20)
- 3 Mandy Mayo, Paducah 82-80=162 (+20)

2011

May 9-10 (1A, 2A, 4A), May 12-13 (3A, 5A)

5A-Jimmy Clay GC, Austin (Par 72:288)

TEAM

- 1 Austin Westlake 294-297=591 (+15)
- 2 El Paso Eastwood 298-308=606 (+30)
- 3 Allen 301-306=607 (+31)

INDIVIDUALS

- 1 Sierra Sims, Austin Westlake 71-68=139 (-5)
- 2 Alexia Heist, El Paso Eastwood* 69-73=142 (-2)
- 3 Maddie Szeryk, Allen 71-71=142 (-2)

4A-Jimmy Clay GC, Austin (Par 72:288)

TEAM

- 1 Montgomery 310-307=617 (+41)
- 2 Austin Lake Travis 316-312=628 (+52)
- 3 Comal Smithson Valley 320-316=636 (+60)

INDIVIDUALS

- 1 Kendall Anderson, Magnolia 77-71=148 (+4)
- 2 April McCoy, Carrollton Creekview 79-71=150 (+6)
- 3 Abby Corson, Montgomery* 77-74=151 (+7)

3A-Roy Kizer GC, Austin (Par 71:284)

TEAM

- 1 Andrews 312-306=618 (+50)
- 2 Burk Burnett 328-330=658 (+90)
- 3 Lampasas 329-355=684 (+116)

INDIVIDUALS

- 1 Sarah Black, Andrews* 75-73=148 (+6)

- 2 Taylor O'Rear, Salado 71-77=148 (+6)
- 3 Brenna Moore, Burk Burnett 73-77=150 (+8)

2A-Roy Kizer GC, Austin (Par 71:284)

TEAM

- 1 Tuscola Jim Ned 372-366=738 (+70)
- 2 Cameron Yoe 385-356=741 (+73)
- 3 Kermit 368-375=743 (+75)

INDIVIDUALS

- 1 Elizabeth Chavarria, Sonora 75-75=150 (+8)
- 2 Macie Seeker, Melissa 78-74=152 (+10)
- 3 Sydney Williams, Melissa 78-76=154 (+12)

1A-Morris Williams GC, Austin (Par 72:288)

TEAM

- 1 Baird 352-358=710 (+134)
- 2 Grapeland 373-358=731 (+155)
- 3 Memphis 375-376=751 (+175)

INDIVIDUALS

- 1 Alex Neal, Baird 73-79=152 (+8)
- 2 Mandy Mayo, Paducah 76-84=160 (+16)
- 3 Emily Williams, Martin's Mill 84-77=161 (+17)

2010

May 10-11 (1A, 2A, 4A), May 13-14 (3A, 5A)

5A-Jimmy Clay GC, Austin (Par 72:288) *27 holes

TEAM

- 1 Austin Westlake 302-154=456
- 2 Allen 306-157=463
- 3 Conroe The Woodlands 311-157=468

INDIVIDUALS

- 1 Mercedes Rios, Colleyville Heritage 72-36=108
- 2 Casey Grice, A&M Consolidated 68-41=109
- Marissa Dodd, Allen 70-39=109

4A-Jimmy Clay GC, Austin (Par 72:288)

TEAM

- 1 Montgomery 319-301=620 (+44)
- 2 Austin Lake Travis 318-309=627 (+51)

- 3 Dallas Highland Park 337-337=674 (+98)

INDIVIDUALS

- 1 Taylor Newlin, Frisco Wakeland 72-72=144 (E)
- 2 Elena Warren, Del Valle 72-74=146 (+2)
- 3 Marissa Bransburg, Montgomery 75-73=148 (+4)

3A-Roy Kizer GC, Austin (Par 71:284) *27 holes

TEAM

- 1 Monahans 314-165=479
- 2 China Spring 331-166=497
- 3 Northwest Nelson 339-172=511

INDIVIDUALS

- 1 Chantry McMahan, Kaufman 71-36=107
- 2 Brenna Moore, Burk Burnett* 75-37=112
- Shelbye Hill, Monahans 74-38=112

2A-Roy Kizer GC, Austin (Par 71:284)

TEAM

- 1 Salado 350-344=694 (+126)
- 2 Melissa 356-369=725 (+157)
- 3 Kermit 372-366=738 (+170)

INDIVIDUALS

- 1 Elizabeth Chavarria, Sonora* 79-79=158 (+16)
- 2 Rachel Van Hoozer, Salado 80-78=158 (+16)
- 3 Macie Seeker, Melissa 81-80=161 (+19)

1A-Morris Williams GC, Austin (Par 72:288)

TEAM

- 1 Baird 345-344=689 (+113)
- 2 Memphis 351-344=695 (+119)
- 3 Garden City 372-377=749 (+173)

INDIVIDUALS

- 1 Sarah Fuller, Huckaby 74-70=144 (E)
- 2 Alex Neal, Baird 73-79=152 (+8)
- 3 Victoria Thane, Stamford 78-76=154 (+10)

2009

May 11-12 (1A, 2A, 4A), May 14-15 (3A, 5A)

5A-Jimmy Clay GC, Austin (Par 72:288)

TEAM

- 1 Southlake Carroll 308-316=624 (+48)
- 2 A&M Consolidated 316-312=628 (+52)
- 3 Conroe The Woodlands* 318-314=632 (+56)

INDIVIDUALS

- 1 Portland Rosen, FB Clements 71-66=137 (-10)
- 2 Katelyn Sepmoree, Tyler Legacy 69-73=142 (-2)
- 3 Natalie Reeves, Euless Trinity 74-69=143 (-1)

4A-Jimmy Clay GC, Austin (Par 72:288)

TEAM

- 1 Montgomery 304-318=622 (+46)
- 2 Magnolia 328-321=649 (+73)
- 3 Dallas Highland Park 324-326=650 (+74)

INDIVIDUALS

- 1 Chelsea Mocio, FW Arlington Heights 70-73=143 (-1)
- 2 Victoria Vela, Mansfield Timberview 72-75=147 (+3)
- 3 Taylor Newlin, Frisco Wakeland 70-80=150 (+6)

3A-Roy Kizer GC, Austin (Par 71:284)

TEAM

- 1 Monahans 305-315=620 (+52)
- 2 Andrews 325-325=650 (+82)
- 3 Yoakum 343-352=695 (+127)



INDIVIDUALS

1	Shelbye Hill, Monahans*	73-75=148 (+6)
2	Brenna Moore, Burkburnett	73-75=148 (+6)
3	Chantry McMahan, Kaufman	71-80=151 (+9)

2A-Roy Kizer GC, Austin (Par 71:284)

TEAM

1	Wall	319-324=643 (+75)
2	Callisburg	321-344=665 (+97)
3	Salado	359-337=696 (+128)

INDIVIDUALS

1	Lauren Romins, Callisburg	69-75=144 (+2)
2	Kendra Whittle, Wall	72-74=146 (+4)
3	Macie Seeker, Melissa	72-76=148 (+6)

1A-Morris Williams GC, Austin (Par 72:288)

TEAM

1	Baird	358-367=725 (+49)
2	Memphis	370-363=733 (+57)
3	Garden City	379-371=750 (+74)

INDIVIDUALS

1	Gabriella Dominguez, Chilton	70-67=137 (-7)
2	Sarah Fulfer, Huckabay	72-73=145 (+1)
3	Brittany Smith, Petrolia	73-76=149 (+5)

2008

May 5-6 (1A, 2A, 4A), May 8-9 (3A, 5A)

5A-Jimmy Clay GC, Austin (Par 72:288)

TEAM

1	Southlake Carroll	321-310=631 (+55)
2	Lubbock Coronado	325-312=637 (+61)
3	Plano West	324-320=644 (+68)

INDIVIDUALS

1	Casey Grice, CSA&M Consolidated	68-76=144 (E)
2	Mariah Montoya, Lubbock Coronado	74-73=147 (+3)
3	Felicia Espericueta, Edenburg North	77-71=148 (+4)

4A-Jimmy Clay GC, Austin (Par 72:288)

TEAM

1	Dallas Highland Park	323-318=641 (+65)
2	Montgomery	321-329=650 (+74)
3	Aledo	342-319=661 (+85)

INDIVIDUALS

1	Lisa McCloskey, Montgomery	68-70=138 (-6)
2	Shannon Jungmann, Pflugerville Hendrickson	77-70=147 (+3)
3	Mel Liu, Austin Lake Travis	75-75=150 (+6)

3A-Roy Kizer GC, Austin (Par 71:284)

TEAM

1	Andrews	305-315=620 (+52)
2	Monahans	313-332=645 (+77)
3	China Spring	328-341=669 (+101)

INDIVIDUALS

1	Addison Long, Andrews	72-72=144 (+2)
2	Whitlee Patterson, Glen Rose*	74-74=148 (+6)
3	Taylor Newlin, Frisco Wakeland	73-75=148 (+6)

2A-Roy Kizer GC, Austin (Par 71:284)

TEAM

1	Wall	322-333=655 (+87)
2	San Saba	346-349=695 (+127)
3	Callisburg	351-348=699 (+131)

INDIVIDUALS

1	Shelby Hardy, San Saba	70-72=142 (E)
2	Kelsey Kirkpatrick, Alba-Golden	75-73=148 (+6)
3	Kendra Whittle, Wall	73-76=149 (+7)

1A-Morris Williams GC, Austin (Par 72:288)

TEAM

1	Martin's Mill	353-320=673 (+97)
2	Wellington	390-370=760 (+184)
3	Baird	390-384=774 (+198)

INDIVIDUALS

1	Gabriella Dominguez, Chilton	70-70=140 (-4)
2	Brittany Smith, Petrolia	72-72=144 (E)
3	Emily Wharton, Martin's Mill	82-72=154 (+10)

2007

May 7-8 (1A, 2A, 4A), May 10-11 (3A, 5A)

5A-Roy Kizer GC, Austin (Par 71:284)

TEAM

1	Houston Clear Lake	288-294=582 (+14)
2	Conroe The Woodlands	306-304=610 (+42)
3	Southlake Carroll	311-301=612 (+44)

INDIVIDUALS

1	Lauren Hassell, Houston Clear Lake*	71-68=139 (-3)
2	Janine Fellows, Friendswood Clear Brook	71-68=139 (-3)
3	Allyson Ferguson, Houston Clear Lake	69-71=140 (-2)

4A-Roy Kizer GC, Austin (Par 71:284)

TEAM

1	Montgomery	307-299=606 (+38)
2	Dallas Highland Park	325-304=629 (+61)
3	Aledo	322-329=651 (+83)

INDIVIDUALS

1	Lisa McCloskey, Montgomery	72-69=141 (-1)
2	Shannon Jungman, Pflugerville Hendrickson*	79-69=148 (+6)
3	Lila Barton, Dallas Highland Park	79-69=148 (+6)

3A-Morris Williams GC, Austin (Par 72:288)

TEAM

1	Andrews	325-319=644 (+68)
2	Snyder	324-322=646 (+70)
3	Yoakum	343-328=671 (+95)

INDIVIDUALS

1	Taylor Newlin, Frisco Wakeland	75-74=149 (+7)
2	Alexandria Smith, Decatur*	82-70=152 (+10)
3	Chantry McMahan, Kaufman	78-74=152 (+10)

2A-Morris Williams GC, Austin (Par 72:288)

TEAM

1	Wall	332-327=659 (+83)
2	Callisburg	353-357=710 (+134)
3	Edna	354-359=713 (+137)

INDIVIDUALS

1	Kelsey Kirkpatrick, Alba-Golden	74-71=145 (+1)
2	Shelby Hardy, San Saba	75-72=147 (+3)
3	Kyla Whittle, Wall	76-76=152 (+8)

1A-Lions Municipal GC, Austin (Par 71:284)

TEAM

1	Memphis	368-379=747 (+179)
---	---------	--------------------

2	Martin's Mill	373-386=759 (+191)
3	Meridian	395-404=799 (+231)

INDIVIDUALS

1	Gabriella Dominguez, Chilton	75-68=143 (-1)
2	Carly Holland, Wellington*	76-79=155 (+11)
3	Whitley Patterson, Meridian	75-80=155 (+11)

2006

May 8-9 (1A, 2A, 4A), May 11-12 (3A, 5A)

5A-Roy Kizer GC, Austin (Par 71:284)

TEAM

1	Allen	309-305=614 (+46)
2	Austin Westlake	309-307=616 (+48)
3	Conroe The Woodlands	309-311=620 (+52)

INDIVIDUALS

1	Daphne Vines, Austin Westlake	69-75=144 (E)
2	Ginny Brown, Austin Westlake*	73-73=146 (+2)
3	Jackie Smith, Tomball**	72-74=146 (+2)

4A-Roy Kizer GC, Austin (Par 71:284)

TEAM

1	Montgomery	296-313=609 (+41)
2	Dallas Highland Park	310-314=624 (+56)
3	Austin Lake Travis	317-319=636 (+68)

INDIVIDUALS

1	Lila Barton, Dallas Highland Park	70-71=141 (-1)
2	Lisa McCloskey, Montgomery	67-76=143 (+1)
3	Alex Richards, Austin Lake Travis	74-71=145 (+3)

3A-Jimmy Clay GC, Austin (Par 72:288)

TEAM

1	Snyder	325-308=633 (+57)
2	Yoakum	328-332=660 (+84)
3	Longview Spring Hill	341-349=690 (+114)

INDIVIDUALS

1	Ashley Watkins, Sealy	72-74=146 (+2)
2	Chandra Alexander, Snyder	75-75=150 (+6)
3	Shelly Martinez, Pecos	76-76=152 (+8)

2A-Jimmy Clay GC, Austin (Par 72:288)

TEAM

1	Salado	355-355=710 (+134)
2	Wall	363-349=712 (+136)
3	San Saba	367-372=739 (+163)

INDIVIDUALS

1	Kendra Whittle, Wall	77-75=152 (+8)
2	Kyle Whittle, Wall	81-73=154 (+10)
3	Kayla McBride, Sonora	76-82=158 (+14)

1A-Morris Williams GC, Austin (Par 72:288)

TEAM

1	Shamrock	356-351=707 (+131)
2	Wellington	368-375=743 (+167)
3	Martin's Mill	371-373=744 (+168)

INDIVIDUALS

1	Gabriella Dominguez, Chilton	70-73=143 (-1)
2	Whitley Pearson, Meridian	76-76=152 (+8)
3	Kaylee Zalontz, Shamrock	80-78=158 (+14)



2005

May 9-10 (1A, 2A, 4A), May 12-13 (3A, 5A)
5A-Roy Kizer GC, Austin (Par 71:284)

TEAM

1 Allen	293-296=589 (+21)
2 Conroe The Woodlands	307-311=618 (+50)
3 Austin Westlake	308-314=622 (+54)

INDIVIDUALS

1 Ginny Brown, Austin Westlake	67-70=137 (-5)
2 Kate Ackerson, Allen	72-72=144 (+2)
Lauren Johnson, The Woodlands	75-69=144 (+2)

4A-Roy Kizer GC, Austin (Par 71:284)

TEAM

1 Montgomery	305-305=610 (+42)
2 Dallas Highland Park	307-316=623 (+55)
3 Austin Lake Travis	319-318=637 (+69)

INDIVIDUALS

1 Lauren Espinosa, Lake Dallas	74-69=143 (+1)
2 Lila Barton, Dallas Highland Park	72-76=148 (+6)
3 Amanda Martinez, SA Southside	75-74=149 (+7)

3A-Jimmy Clay GC, Austin (Par 72:288)

TEAM

1 Snyder	336-327=663 (+87)
2 Yoakum	336-331=667 (+91)
3 Sweetwater	338-355=693 (+117)

INDIVIDUALS

1 Kelly Rainbolt, Sweetwater	77-74=151 (+7)
2 Emily Kvinta Yoakum	72-82=154 (+10)
3 Shelly Martinez, Pecos*	79-76=155 (+11)

2A-Jimmy Clay GC, Austin (Par 72:288)

TEAM

1 Refugio	392-370=762 (+186)
2 Sonora	395-380=775 (+199)
3 Nocona	392-385=777 (+201)

INDIVIDUALS

1 Kyla Whittley, Wall	81-77=158 (+14)
2 Jessica Howard, Teague	85-87=172 (+28)
3 Sini Laurikkala, Coahoma	89-84=173 (+29)

1A-Morris Williams GC, Austin (Par 72:288)

TEAM

1 Baird	340-357=697 (+121)
2 Shamrock	355-350=705 (+129)
3 Throckmorton	358-358=716 (+140)

INDIVIDUALS

1 Libby Scarlett, Throckmorton*	77-82=159 (+15)
2 Nora Quinters, Valley Mills	76-83=159 (+15)
3 Ali Turner, Wolfe City	77-83=160 (+16)

2004

May 10-11 (1A, 2A, 4A), May 13-14 (3A, 5A)
5A-Roy Kizer GC, Austin (Par 71:284)

TEAM

1 Victoria Memorial	304-305=609 (+41)
2 Austin Westlake	310-306=616 (+48)
3 Conroe The Woodlands	309-310=619 (+51)

INDIVIDUALS

1 Natalie Hocott, SA MacArthur*	72-74=146 (+4)
2 Kim Meck, Round Rock Westwood**	71-75=146 (+4)
3 Daphne Vines, Austin Westlake	70-76=146 (+4)

4A-Roy Kizer GC, Austin (Par 71:284)

TEAM

1 Montgomery	314-315=629 (+61)
2 Dallas Highland Park	320-319=639 (+71)
3 Andrews	322-324=646 (+78)

INDIVIDUALS

1 Amanda Martinez, SA Southside	74-72=146 (+4)
2 Kate Hathaway, Brenham	70-77=147 (+5)
3 Sidney Lee, CC Tuloso-Midway	79-71=150 (+8)

3A-Jimmy Clay GC, Austin (Par 72:288)

TEAM

1 Yoakum	331-335=666 (+90)
2 Monahans	339-337=676 (+100)
3 Snyder	344-347=691 (+115)

INDIVIDUALS

1 Lauren Espinosa, Lake Dallas	73-75=148 (+4)
2 Lauren Cheves, Bridgeport	80-75=155 (+11)
3 Ashley Watkins, Sealy	77-80=157 (+13)

2A-Jimmy Clay GC, Austin (Par 72:288)

TEAM

1 Lago Vista	345-338=683 (+107)
2 San Saba	374-378=752 (+176)
3 Alpine	387-379=766 (+190)

INDIVIDUALS

1 Kate Moss, Chico	79-82=161 (+17)
2 Nicole Kunze, Lago Vista*	81-84=165 (+21)
3 Kyla Whitley, Wall	80-85=165 (+21)

1A-Morris Williams GC, Austin (Par 72:288)

TEAM

1 Baird	357-368=725 (+149)
2 Throckmorton	370-368=738 (+162)
3 Shamrock	368-373=741 (+165)

INDIVIDUALS

1 Nora Quinters, Valley Mills	76-79=155 (+11)
2 Misty McDowell, Baird*	79-83=162 (+18)

3 Jodi Neal, Baird**

79-83=162 (+18)

2003

May 5-6 (1A, 2A, 4A), May 8-9 (3A, 5A)
5A-Roy Kizer GC, Austin (Par 71:284)

TEAM

1 Conroe The Woodlands	293-282=575 (+7)
2 Victoria Memorial*	312-310=622 (+54)
3 Austin Westlake	315-307=622 (+54)

INDIVIDUALS

1 Ashley Knoll, Con. The Woodlands	71-67=138 (-4)
2 Brittany Lang, McKinney	73-69=142 (E)
3 Lauren Espinosa, Irving*	73-71=144 (+2)

4A-Roy Kizer GC, Austin (Par 71:284)

TEAM

1 Montgomery	307-306=613 (+45)
2 Andrews	315-315=630 (+62)
3 Dallas Highland Park	328-304=632 (+64)

INDIVIDUALS

1 Laura Cross, Midlothian	68-71=139 (-3)
2 Mallory Underwood, Montgomery	72-69=141 (-1)
3 Leslie Wall, Dallas Highland Park	74-70=144 (+2)

3A-Jimmy Clay GC, Austin (Par 72:288)

TEAM

1 Snyder	325-335=660 (+84)
2 Pecos	335-333=668 (+92)
3 Yoakum	344-331=675 (+99)

INDIVIDUALS

1 Camille Blackerby, Breckenridge	72-76=148 (+4)
2 Lauren Martinez, Pecos	81-76=157 (+13)
3 Hailey Putnam, Snyder	76-85=161 (+17)

2A-Jimmy Clay GC, Austin (Par 72:288)

TEAM

1 Salado	366-337=703 (+127)
----------	--------------------



Baird - 2001 Conference 1A Girls Golf Team Champions



- 2 Lago Vista 355-359=714 (+138)
- 3 Idalou 367-352=719 (+143)

INDIVIDUALS

- 1 Alesha Hurt, Eula 79-74=153 (+9)
- 2 Adi Attaway, Idalou 80-77=157 (+13)
- 3 Karen Hudson, McGregor 80-82=162 (+18)

1A-Morris Williams GC, Austin (Par 72:288)

TEAM

- 1 Throckmorton* 347-341=688 (+112)
- 2 Memphis 335-353=688 (+112)
- 3 Baird 345-356=701 (+125)

INDIVIDUALS

- 1 Jodi Neal, Baird* 76-82=158 (+14)
- 2 Nora Quinters, Valley Mills** 78-80=158 (+14)
- 3 Kinsi Hodges, Throckmorton 74-84=158 (+14)

2002

May 6-7 (1A, 2A, 4A), May 9-10 (3A, 5A)

5A-Roy Kizer GC, Austin (Par 71:284)

TEAM

- 1 Conroe The Woodlands 294-304=598 (+30)
- 2 Victoria Memorial 306-305=611 (+43)
- 3 San Antonio Reagan 305-311=616 (+48)

INDIVIDUALS

- 1 Brittany Lang, McKinney 69-71=140 (-2)
- 2 Ashley Rollins, RR Westwood 67-74=141 (-1)
- 3 Leisl Hasbrook, CC Carroll 73-69=142 (E)
- Caney Hines, SA Reagan 68-74=142 (E)
- Heather Wright, Houston Clear Lake 68-74=142 (E)

4A-Roy Kizer GC, Austin (Par 71:284)

TEAM

- 1 Montgomery 307-309=616 (+48)
- 2 Snyder 321-325=646 (+78)
- 3 Andrews 333-315=648 (+80)

INDIVIDUALS

- 1 Brenda Norris, Comal Canyon 73-69=142 (E)
- 2 Laura Cross, Midlothian 74-73=147 (+5)
- 3 Andra Lancaster, Snyder 76-75=151 (+9)

3A-Jimmy Clay GC, Austin (Par 72:288)

TEAM

- 1 Bridgeport 332-329=661 (+85)
- 2 Zapata 347-328=675 (+99)
- 3 Yoakum 346-339=685 (+109)

INDIVIDUALS

- 1 Braley Beavers, Caldwell 79-78=157 (+13)
- Camille Blackerby, Breckenridge 76-81=157 (+13)
- Heather Dorris, Zapata 83-74=157 (+13)
- Katherine Dorris, Zapata 80-77=157 (+13)

2A-Jimmy Clay GC, Austin (Par 72:288)

TEAM

- 1 Salado 359-367=726 (+150)
- 2 Callisburg 369-359=728 (+152)
- 3 Memphis 373-356=729 (+153)

INDIVIDUALS

- 1 Alesha Hurt, Clyde Eula 79-83=162 (+18)
- 2 Adi Attaway, Idalou 77-86=163 (+19)
- 3 Cathryn Uselton, Peaster 78-86=164 (+20)

1A-Morris Williams GC, Austin (Par 72:288)

TEAM

- 1 Baird 334-339=673 (+97)
- 2 Booker 363-352=715 (+139)
- 3 Throckmorton 376-400=776 (+200)

INDIVIDUALS

- 1 Mindy McDowell, Baird 76-80=156 (+12)
- 2 Tamara Walcher, Booker 78-83=161 (+17)
- 3 Jodi Neal, Baird 80-86=166 (+22)

2001

May 7-8 (1A, 2A, 4A), May 10-11 (3A, 5A)

5A-Roy Kizer GC, Austin (Par 71:284)

TEAM

- 1 Conroe The Woodlands 308-302=610 (+42)
- 2 McKinney 305-322=627 (+59)
- 3 Victoria Memorial 327-324=651 (+83)

INDIVIDUALS

- 1 Nicole Melton, SA Churchill 69-73=142 (E)
- 2 Ashley Knoll, The Woodlands 73-72=145 (+3)
- 3 Stephanie Lue, Cypress Creek* 71-76=147 (+5)

4A-Roy Kizer GC, Austin (Par 71:284)

TEAM

- 1 Montgomery* 322-313=635 (+67)
- 2 Andrews 321-314=635 (+67)
- 3 Dallas Highland Park 334-331=665 (+97)

INDIVIDUALS

- 1 Brooke Shelton, Dal. Highland Park 67-74=141 (-1)
- 2 Laura Cross, Midlothian 74-74=148 (+6)
- 3 Brenda Norris, Comal Canyon 78-71=149 (+7)

3A-Jimmy Clay GC, Austin (Par 72:288)

TEAM

- 1 Fort Stockton 336-334=670 (+94)
- 2 Caldwell 340-331=671 (+95)
- 3 Bridgeport 332-340=672 (+96)

INDIVIDUALS

- 1 Camille Blackerby, Breckenridge 78-73=151 (+7)
- 2 Katherine Dorris, Zapata 81-72=153 (+9)
- 3 Vicki Morehead, Caldwell 77-79=156 (+12)

2A-Jimmy Clay GC, Austin (Par 72:288)

TEAM

- 1 Hamilton 355-334=689 (+113)
- 2 Callisburg 378-377=755 (+166)
- 3 Lago Vista 384-376=760 (+171)

INDIVIDUALS

- 1 Cathryn Uselton, Peaster 73-78=151 (+7)
- 2 Lariann Lehman, Gilmer Harmony 80-77=157 (+13)
- 3 Natalie Kinsey, Hamilton 83-76=159 (+15)

1A-Morris Williams GC, Austin (Par 72:288)

TEAM

- 1 Baird 358-358=716 (+140)
- 2 Booker 374-363=737 (+161)
- 3 Throckmorton 373-373=746 (+170)

INDIVIDUALS

- 1 Mindy McDowell, Baird 80-77=157 (+13)
- 2 Brittany Cary, Roby 80-79=159 (+15)
- 3 Brooke McCutchen, Bronte 79-82=161 (+17)

2000

May 8-9 (1A-4A), May 11-12 (5A)

5A-Roy Kizer GC, Austin (Par 71:284)

TEAM

- 1 San Antonio Churchill 309-315=624 (+56)
- 2 Mansfield 314-329=643 (+75)
- 3 Conroe The Woodlands 319-325=644 (+76)

INDIVIDUALS

- 1 Ashley Knoll, Con. The Woodlands* 75-76=151 (+9)
- 2 Brooke Tull, Georgetown 76-75=151 (+9)
- 3 Brittany Lang, McKinney** 78-74=152 (+10)

4A-Roy Kizer GC, Austin (Par 71:284)

TEAM

- 1 Dallas Highland Park 307-311=618 (+50)
- 2 Snyder 329-311=640 (+72)
- 3 Andrews 335-322=657 (+89)

INDIVIDUALS

- 1 Michaelyn Morgan, Austin McCallum 73-72=145 (+3)
- 2 Brooke Shelton, Highland Park 74-73=147 (+5)
- 3 Laura Cross, Midlothian 74-77=151 (+9)*

3A-Morris Williams GC, Austin (Par 72:288)

TEAM

- 1 Breckenridge 318-318=636 (+60)
- 2 Caldwell 335-332=667 (+91)
- 3 Bridgeport 346-342=688 (+112)

INDIVIDUALS

- 1 Holly Glover, Breckenridge 77-73=150 (+6)
- 2 Dawna Virdell, Llano 76-77=153 (+9)
- 3 Camille Blackerby, Breckenridge 78-78=156 (+12)*

2A-Lions Municipal GC, Austin (Par 71:284)

TEAM

- 1 Hamilton 339-335=674 (+106)
- 2 Quanah 382-378=760 (+192)
- 3 Callisburg 386-400=786 (+218)

INDIVIDUALS

- 1 Kelli McKandless, Hamilton 77-74=151 (+9)
- 2 Larianne Lehman, Gilmer Harmony 77-84=161 (+19)*
- 3 Cathryn Uselton, Peaster 80-81=161 (+19)

1A-Morris Williams GC, Austin (Par 72:288)

TEAM

- 1 Baird 365-344=709 (+133)
- 2 Booker 370-371=741 (+165)*
- 3 Memphis 372-369=741 (+165)

INDIVIDUALS

- 1 Kayla Duhr, Bremond 75-75=150 (+6)
- 2 Brooke McCutchen, Bronte 77-76=153 (+9)
- 3 Kyla Neal, Baird 79-75=154 (+10)

1999

May 11-12 (1A-4A), May 14-15 (5A)

5A-Roy Kizer GC, Austin (Par 71:284)

TEAM

- 1 San Antonio Churchill 305-295=600 (+32)
- 2 Conroe The Woodlands 311-318=629 (+61)
- 3 Humble Kingwood 318-312=630 (+62)

INDIVIDUALS

- 1 Katie Futcher, Con. The Woodlands 70-73=143 (+1)
- 2 Kim Rowton, SA Churchill 72-72=144 (E)*



Kyla Neal - Baird

3 Melissa Mason, Harlingen 72-72=144 (E)

4A-Roy Kizer GC, Austin (Par 71:284)

TEAM

1 Dallas Highland Park	310-312=622 (+54)
2 Snyder	324-322=646 (+78)
3 Mission Sharyland	346-339=685 (+117)

INDIVIDUALS

1 Christie Cano, SA Edison	71-66=137 (-5)
2 Ashley Mitchell, Coppell	74-69=143 (+1)
3 Maiko Senda, Dal. Highland Park	74-74=148 (+6)

3A-Morris Williams GC, Austin (Par 72:288)*27 holes

TEAM

1 Lamesa	169-346=515
2 Abilene Wylie	180-346=526
3 Caldwell	179-358=537

INDIVIDUALS

1 Shannon Barr, China Spring	36-78=114
2 Adrienne Gautreaux, Mabank	41-78=119*
3 Dawna Virdell, Llano	38-81=119

2A-Lions Municipal GC, Austin (Par 71:284)

TEAM

1 Hamilton	362-335=697 (+129)
2 Quanah	377-366=743 (+175)
3 Callisburg	372-376=748 (+180)

INDIVIDUALS

1 Cathryn Uselton, Peaster	83-71=154 (+12)
2 Kasey Hardin, Post	78-81=159 (+17)
3 Kelli McKandless, Hamilton	86-77=163 (+21)

1A-Morris Williams GC, Austin (Par 72:288)*27 holes

TEAM

1 Baird	184-358=545
2 Vega	190-398=588
3 Booker	195-397=592

INDIVIDUALS

1 Kyla Neal, Baird	41-77=118
2 Heather Brasford, Vega	38-82=120

3 Erica Murphy, Water Valley 45-82=127

1998

May 11-12 (1A-4A), May 14-15 (5A)

5A-Roy Kizer GC, Austin (Par 71:284)

TEAM

1 San Antonio Churchill	288-286=574 (+6)
2 Conroe The Woodlands	290-293=583 (+15)
3 Mansfield	313-306=621 (+53)

INDIVIDUALS

1 Christi Cano, SA Edison	70-64=134 (-8)
2 Kim Rowton, SA Churchill	70-69=139 (-3)*
3 Randi Meadows, SA Churchill	71-68=139 (-3)

4A-Roy Kizer GC, Austin (Par 71:284)

TEAM

1 Dallas Highland Park	309-314=623 (+55)
2 Snyder	329-324=653 (+85)
3 Pampa	341-335=676 (+108)

INDIVIDUALS

1 Maiko Senda, Dal. Highland Park	71-77=148 (+6)
2 Angela Olivarri, SA Burbank	77-72=149 (+7)
3 Nicole Johnson, Montgomery	77-73=150 (+8)

3A-Morris Williams GC, Austin (Par 72:288)

TEAM

1 China Spring	320-319=639 (+63)
2 Yoakum	344-348=692 (+116)
3 Abilene Wylie	352-355=707 (+131)

INDIVIDUALS

1 Sarah Valdez, Amarillo River Road	77-77=154 (+10)
2 Shannon Barr, China Spring	81-74=155 (+11)*
3 Rebekah Martin, Bullard	78-77=155 (+11)

2A-Lions Municipal GC, Austin (Par 71:284)

TEAM

1 Hamilton	340-348=688 (+120)
2 Quanah	340-350=690 (+122)
3 Ozona	368-355=723 (+155)

INDIVIDUALS

1 Wendy Gray, Haskell	76-75=151 (+9)
2 Jessica Kinsey, Hamilton	78-79=157 (+15)
3 Kristy Pridemore, Ozona	80-81=161 (+19)

1A-Morris Williams GC, Austin (Par 72:288)

TEAM

1 Baird	390-389=779 (+203)*
2 Vega	382-397=779 (+203)
3 Robert Lee	400-392=792 (+216)

INDIVIDUALS

1 Heather Basford, Vega	72-89=161 (+17)
2 Kyla Neal, Baird	86-83=169 (+25)
3 Melissa Smith, Robert Lee	83-89=172 (+28)

1997

May 5-6 (1A-4A), May 8-9 (5A)

5A-Roy Kizer GC, Austin (Par 71:284)*27 holes

TEAM

1 San Antonio Churchill	286-152=438
2 Conroe The Woodlands	303-154=457
3 Fort Bend Clements	317-167=484

INDIVIDUALS

1 Sal Mussani, San Antonio Churchill	68-38=106
2 Randi Meadows, SA Churchill	70-37=107
3 Christi Cano, San Antonio Edison	72-37=109

4A-Roy Kizer GC, Austin (Par 71:284)

TEAM

1 Snyder	325-309=634 (+66)
2 Dallas Highland Park	330-311=641 (+73)
3 Bastrop	334-331=665 (+97)

INDIVIDUALS

1 McKenzie Gibson, Dal. Highland Park	73-73=146 (+4)
2 Dani Mallon, Justin Northwest	77-70=147 (+5)
3 Pia Alamaki, Colleyville Heritage	77-76=153 (+11)*

3A-Morris Williams GC, Austin (Par 72:288)

TEAM

1 China Spring	334-330=664 (+88)
2 Yoakum	338-329=667 (+91)
3 Columbus	368-362=730 (+154)

INDIVIDUALS

1 Nicole Albrecht, Yoakum	79-78=157 (+13)
2 Shannon Barr, China Spring	82-77=159 (+15)
3 Melody Moore, China Spring	81-82=163 (+19)

2A-Lions Municipal GC, Austin (Par 71:284)

TEAM

1 Ozona	361-360=721 (+153)
2 Quanah	361-366=727 (+159)
3 Arp	390-369=759 (+191)

INDIVIDUALS

1 Jennifer Faulkner, Callisburg	78-75=153 (+11)
2 Wendy Gray, Haskell	85-78=163 (+21)
3 Amanda Graves, Edgewood	83-82=165 (+23)

1A-Morris Williams GC, Austin (Par 72:288)

TEAM

1 Baird	385-366=751 (+175)
2 Robert Lee	387-380=767 (+191)
3 Vega	386-406=792 (+216)

INDIVIDUALS

1 Melissa Smith, Robert Lee*	80-80=160 (+16)
2 Sterling Seward, Shamrock	83-77=160 (+16)
3 Heather Basford, Vega	82-84=166 (+22)

1996

May 6-7 (1A-4A), May 9-10 (5A)

5A-Roy Kizer GC, Austin (Par 71:284)

TEAM

1 San Antonio Churchill	309-307=616 (+48)
2 San Angelo Central	309-317=626 (+58)
3 Conroe McCullough	313-316=629 (+61)

INDIVIDUALS

1 Kim Rowton, SA Churchill	75-69=144 (+2)
2 Kristen DuFour, RR Westwood	76-72=148 (+6)
3 Lauren Baugh, Con. McCullough	72-77=149 (+7)

4A-Roy Kizer GC, Austin (Par 71:284)

TEAM

1 Andrews	320-321=641 (+73)
2 Austin Anderson	328-321=649 (+81)
3 Snyder	337-343=680 (+112)



Booker - 1992 Conference 1A Girls Golf Team Champions

INDIVIDUALS

- 1 Angela Stanford, FW Boswell 75-69=144 (+2)
- 2 Amys Sands, Jacksonville 71-74=145 (+3)
- 3 Jamie McIntruff, Dumas 74-73=147 (+5)

3A-Morris Williams GC, Austin (Par 72:288)

TEAM

- 1 Yoakum 352-351=703 (+127)
- 2 Abilene Wylie 362-359=721 (+145)
- 3 Bullard* 363-368=731 (+155)

INDIVIDUALS

- 1 Ali Brewer, Crockett 71-74=145 (+1)
- 2 Jennifer Glynn, La Grange 78-81=159 (+15)
- 3 Nicole Albrecht, Yoakum 81-81=162 (+18)

2A-Lions Municipal GC, Austin (Par 71:284)

TEAM

- 1 Post 368-371=739 (+171)
- 2 Ozona 370-384=754 (+186)
- 3 Quanah 386-375=761 (+193)

INDIVIDUALS

- 1 Jill Stelzer, Post 79-85=164 (+22)
- 2 Jennifer Faulkner, Callisburg 80-88=168 (+26)
- 3 Wendy Gray, Haskell 100-75=175 (+33)

1A-Morris Williams GC, Austin (Par 72:288)

TEAM

- 1 Wheeler 376-384=760 (+184)
- 2 Robert Lee 391-405=796 (+220)
- 3 Lago Vista 400-399=799 (+223)

INDIVIDUALS

- 1 Kasey McCasland, Wheeler 83-86=169 (+25)
- 2 Heather Basford, Vega 86-93=179 (+35)
- 3 Melissa Smith, Robert Lee 91-92=183 (+39)*

1995

May 8-9 (1A-4A), May 11-12 (5A)

5A-Jimmy Clay GC, Austin (Par 72:288)

TEAM

- 1 Humble Kingwood 319-315=634 (+58)
- 2 Round Rock Westwood 314-327=641 (+65)

- 3 San Angelo Central 319-327=646 (+70)

INDIVIDUALS

- 1 Julie McMahon, SA Central 72-73=145 (+1)*
- 2 Jane Hillburn, Humble Kingwood 74-71=145 (+1)
- 3 Jennifer Hubbard, Plano 74-73=147 (+3)

4A-Jimmy Clay GC, Austin (Par 72:288)

TEAM

- 1 Bastrop 321-324=645 (+69)
- 2 Andrews 332-323=655 (+79)
- 3 Snyder 333-340=673 (+97)

INDIVIDUALS

- 1 Kelli Kuehne, Dal. Highland Park 69-72=141 (-3)
- 2 Amanda Workman, Bastrop 70-74=144 (E)
- 3 Brooke Lowrance, Snyder 72-77=149 (+5)

3A-Morris Williams GC, Austin (Par 72:288)

TEAM

- 1 Yoakum 355-358=713 (+137)
- 2 China Spring 353-366=719 (+143)
- 3 Montgomery 369-356=725 (+149)

INDIVIDUALS

- 1 Sorrel Richman, China Spring 76-82=158 (+14)
- 2 Beth Covington, Sonora* 80-83=163 (+19)
- 3 Christie Arliitt, Yoakum 81-82=163 (+19)

2A-Lions Municipal GC, Austin (Par 71:284)

TEAM

- 1 Schulenburg 368-371=739 (+171)
- 2 Post 396-358=754 (+186)
- 3 San Saba 384-399=783 (+215)

INDIVIDUALS

- 1 Jennifer Faulkenberry, Callisburg 83-78=161 (+19)
- 2 Delaina Shahan, San Saba 82-87=169 (+27)
- 3 Shelly McWhorter, Memphis 87-84=171 (+29)

1A-Morris Williams GC, Austin (Par 72:288)

TEAM

- 1 Wheeler 397-400=797 (+221)
- 2 Lago Vista 425-426=851 (+275)
- 3 Bronte 445-413=858 (+282)

INDIVIDUALS

- 1 Skye Porter, Petersburg* 83-86=169 (+25)
- 2 Kasey McCasland, Wheeler 82-87=169 (+25)
- 3 Angie Thomas, Wheeler 98-87=185 (+41)

1994

May 9-10 (2A), May 12-13 (1A, 3A-5A)

5A-Jimmy Clay GC, Austin (Par 72:288)

TEAM

- 1 San Angelo Central 315-315=630 (+54)
- 2 Humble 321-311=632 (+56)
- 3 Midland Lee 322-318=640 (+64)

INDIVIDUALS

- 1 Holly Carriken, San Antonio Churchill 66-32=98
- 2 Jennifer Waterhouse, FBL Clements 69-33=102
- 3 Kelly Kingston, North Garland 73-35=108

4A-Jimmy Clay GC, Austin (Par 72:288)*27 holes

TEAM

- 1 Bastrop 302-152=454
- 2 Dallas Highland Park 326-153=479
- 3 Austin Westlake 323-158=481

INDIVIDUALS

- 1 Kelli Kuehne, Dallas Highland Park 67-32=99
- 2 Christy Cervantes, Bastrop 75-33=108
- 3 Amanda Workman, Bastrop 67-43=110

3A-Jimmy Clay GC, Austin (Par 72:288)*18 holes

TEAM

- 1 Graham 345 (+57)
- 2 Sonora 358 (+70)
- 3 Pittsburg 364 (+76)

INDIVIDUALS

- 1 Beth Covington, Sonora 76 (+4)
- 2 Valerie Doss, Pittsburg 79 (+7)
- Leanne Jones, Graham 79 (+7)

2A-Jimmy Clay GC, Austin (Par 72:288)

TEAM

- 1 China Spring 345-343=688 (+112)
- 2 San Saba* 345-354=699 (+123)
- 3 Bullard 358-341=699 (+123)

INDIVIDUALS

- 1 Sorrel Richman, China Spring 78-79=157 (+13)
- 2 Julie Faulkinberry, Bullard 78-83=161 (+17)
- 3 Stefanie Ramirez, Anson 84-81=165 (+21)

1A-Lions Municipal GC, Austin (Par 71:284)*18 holes

TEAM

- 1 Robert Lee 401 (+117)
- 2 Booker 414 (+130)
- 3 Priddy 419 (+135)

INDIVIDUALS

- 1 Susie Crawford, Tenaha 85 (+14)
- 2 Daisey Conley, Menard 88 (+17)
- 3 Sharalyn Tregallas, Booker 91 (+20)

1993

May 13-14

5A-Jimmy Clay GC, Austin (Par 72:288)

TEAM

- 1 Midland Legacy 314-297=611 (+35)



2 Humble Kingwood	316-300=616 (+40)
3 San Antonio Churchill	321-310=631 (+55)

INDIVIDUALS

1 Jennifer Bartley, Houston Stratford	65-70=135 (-9)
2 Dana Schmid, Humble Kingwood	69-71=140 (-4)
3 Sabra Gray, FB Clements	70-71=141 (-3)

4A-Jimmy Clay GC, Austin (Par 72:288)

TEAM

1 Bastrop	317-303=620 (+44)
2 Andrews	322-321=643 (+67)
3 Hereford	338-327=665 (+89)

INDIVIDUALS

1 Kelli Kuehne, Dal. Highland Park	71-71=142 (-2)
2 Christy Cervantes, Bastrop	75-76=151 (+7)
3 Tori Hester, Andrews*	77-75=152 (+8)

3A-Jimmy Clay GC, Austin (Par 72:288)

TEAM

1 Yoakum	331-316=647 (+71)
2 Abilene Wylie	329-326=655 (+79)
3 Graham	348-352=700 (+124)

INDIVIDUALS

1 Amy Weeks, Abilene Wylie	73-69=142 (-2)
2 Nicco Chilek, Yoakum	75-75=150 (+6)
3 Amanda Sommerfeld, Gatesville	76-78=154 (+10)

2A-Jimmy Clay GC, Austin (Par 72:288)

TEAM

1 China Spring	341-341=682 (+106)
2 Quanah	339-353=692 (+116)
3 Bullard	362-357=719 (+143)

INDIVIDUALS

1 Sorrel Richman, China Spring	72-73=145 (+1)
2 Natalie Thoms, Sundown	83-78=161 (+17)
3 Julie Faulkinberry, Bullard	87-80=167 (+23)

1A-Lions Municipal GC, Austin (Par 71:284)

TEAM

1 Booker	396-399=795 (+127)
2 Robert Lee	429-416=845 (+177)
3 Bronte	418-440=858 (+190)

INDIVIDUALS

1 Elizabeth Silbey, Overton	89-85=174 (+32)
2 Cathy Shearer, Booker	92-88=180 (+38)
3 Skye Porter, Petersburg	88-94=182 (+40)

**1992
May 14-15**

5A-Jimmy Clay GC, Austin (Par 72:288)

TEAM

1 Humble Kingwood	321-329=650 (+74)
2 Abilene Cooper	325-331=656 (+80)
3 Seguin	343-324=667 (+91)

INDIVIDUALS

1 Jennifer Waterhouse, FB Clements	68-74=142 (-2)
2 Sonya Perales, El Paso Address	72-73=145 (+1)
3 Jenny Bartley, Houston Stratford*	74-73=147 (+3)

4A-Jimmy Clay GC, Austin (Par 72:288)

TEAM

1 Andrews	326-340=666 (+90)
2 Bastrop	323-346=669 (+93)

3 Athens	356-365=721 (+145)
----------	--------------------

INDIVIDUALS

1 Kelli Kuehne, Dal. Highland Park	71-74=145 (+1)
2 Lisa McQuarters, Andrews	71-75=146 (+2)
3 Angela Wray, Little Cypress-Mauriceville	73-76=149 (+5)

3A-Jimmy Clay GC, Austin (Par 72:288)

TEAM

1 Yoakum	335-354=689 (+113)
2 Graham	358-387=745 (+169)
3 Bridgeport	368-384=752 (+176)

INDIVIDUALS

1 Amy Weeks, Abilene Wylie	76-80=156 (+12)
2 Carmen Goodrich, Yoakum	75-82=157 (+13)
3 Jennifer Michalka, Hardin-Jefferson	87-75=162 (+18)

2A-Jimmy Clay GC, Austin (Par 72:288)*27 holes

TEAM

1 Bullard	347-184=531
2 Quanah	361-178=539
3 San Saba	371-187=558

INDIVIDUALS

1 Laura Rolf, Boling	78-38=116
2 Natalie Thoms, Sundown	83-40=123
3 Heather Eschenburg, China Spring*	84-41=125

1A-Lions Municipal GC, Austin (Par 71:284)

TEAM

1 Booker	386-398=784 (+216)
2 Bronte	401-405=806 (+238)
3 Robert Lee	415-438=853 (+285)

INDIVIDUALS

1 Kim Boone, Gruver	88-87=175 (+33)
2 Jami Morrow, Bronte	87-91=178 (+36)
3 Cathy Shearer, Booker	94-87=181 (+39)

**1991
May 9-10**

5A-Jimmy Clay GC, Austin (Par 72:288)

TEAM

1 Round Rock Westwood	324-308=632 (+56)
2 Bryan	332-331=663 (+87)
3 Fort Bend Dulles	336-346=682 (+106)

INDIVIDUALS

1 Wendy Ward, SA Roosevelt	69-70=139 (-5)
2 Shelly Santos, Houston Wisdom*	74-72=146 (+2)
3 Stacy Larkin, Bryan	73-73=146 (+2)

4A-Jimmy Clay GC, Austin (Par 72:288)

TEAM

1 Andrews	327-340=667 (+91)
2 Bastrop	370-350=720 (+144)
3 Wharton	377-357=734 (+158)

INDIVIDUALS

1 Caren Felps, Silsbee	76-73=149 (+5)
2 Angela Wray, Little Cypress-Mauriceville	76-76=152 (+8)
3 Lisa McQuarters, Andrews	74-79=153 (+9)

3A-Jimmy Clay GC, Austin (Par 72:288)

TEAM

1 Yoakum	685 (+109)
2 Graham	709 (+133)
3 Hardin-Jefferson	718 (+142)

INDIVIDUALS

1 Lisa Ailee, Crockett	150 (+6)
2 Jennifer Michalka, Hardin-Jefferson*	156 (+12)
3 Amy Weeks, Abilene Wylie	156 (+12)

2A-Jimmy Clay GC, Austin (Par 72:288)

TEAM

1 Bullard	365-361=726 (+150)
2 Boling	375-365=740 (+164)
3 Quanah	381-367=748 (+172)

INDIVIDUALS

1 Laura Rolf, Boling	78-76=154 (+10)
2 Christi Carter, Henrietta	84-87=171 (+27)
3 Heather Eschenbaum, China Spring	85-89=174 (+30)

1A-Lions Municipal GC, Austin (Par 71:284)

TEAM

1 Booker	408-413=821 (+253)
2 Lago Vista	415-420=835 (+267)
3 Wheeler	439-419=858 (+290)

INDIVIDUALS

1 Sonya Mitchell, Baird	92-86=178 (+36)
2 Jami Morrow, Bronte	94-91=185 (+43)
3 Kristel Pinckard, Booker	94-98=192 (+50)

**1990
May 10-11**

5A-Jimmy Clay GC, Austin (Par 72:288)

TEAM

1 Round Rock Westwood*	315-320=635 (+59)
2 Klein	320-315=635 (+59)
3 Lewisville Marcus	315-324=639 (+63)

INDIVIDUALS

1 Michelle Kirchner, Klein	77-71=148 (+4)
2 Kori Johns, RR Westwood*	74-75=149 (+5)
3 Lisa Balch, San Angelo Central	74-75=149 (+5)

4A-Jimmy Clay GC, Austin (Par 72:288)

TEAM

1 Andrews	330-331=661 (+85)
2 Snyder	359-351=710 (+134)
3 Uvalde	365-362=727 (+151)

INDIVIDUALS

1 Jennifer Murray, Friendswood*	80-72=152 (+8)
2 Anna Hagborg, Kerrville Tivy	75-77=152 (+8)
3 Amy Armstrong, Snyder	79-77=156 (+12)

3A-Jimmy Clay GC, Austin (Par 72:288)

TEAM

1 Yoakum	350-356=706 (+130)
2 Hardin-Jefferson	354-363=717 (+141)
3 Gonzales	382-367=749 (+173)

INDIVIDUALS

1 Nicole Cooper, Gonzales	79-77=156 (+12)
2 Jennifer Michalka, Hardin-Jefferson	76-82=158 (+14)
3 Lisa Allen, Crockett	82-82=164 (+20)



2A-Jimmy Clay GC, Austin (Par 72:288)

TEAM

1 Boling	372-363=735 (+159)
2 Weimar	371-382=753 (+177)
3 San Saba	392-374=766 (+190)

INDIVIDUALS

1 Tara Cernosek, Weimar	84-77=161 (+17)
2 Leslie Hartman, Iraan	80-83=163 (+19)
3 Laura Rolf, Boling	84-82=166 (+22)

1A-Lions Municipal GC, Austin (Par 71:284)

TEAM

1 Booker	408-402=810 (+242)
2 Wheeler	399-412=811 (+243)
3 Baird	407-426=833 (+265)

INDIVIDUALS

1 Lisa Crawford, Tenaha	84-83=167 (+25)
2 Dee Dee Dorman, Wheeler	89-96=185 (+43)
3 Sonya Mitchell, Baird	90-97=187 (+45)

1989

May 11-12

5A-Jimmy Clay GC, Austin (Par 72:288)

TEAM

1 Round Rock Westwood	325-315=640 (+64)
2 Lewisville Marcus	341-332=673 (+97)
3 Temple	344-338=682 (+106)

INDIVIDUALS

1 Jennifer Turner, RR Westwood	67-74=141 (-3)
2 Wendy Ward, SA Roosevelt	79-74=153 (+9)
3 Lisa Balch, San Angelo Central	79-75=154 (+10)

4A-Jimmy Clay GC, Austin (Par 72:288)

TEAM

1 Andrews	340-335=675 (+99)
2 Belton	345-332=677 (+101)
3 Boerne	355-351=706 (+130)

INDIVIDUALS

1 Kim Self, Dallas Hillcrest	73-77=150 (+6)
2 Caren Felps, Silsbee	73-79=152 (+8)
3 Jean Hamrick, Belton	76-80=156 (+12)

3A-Jimmy Clay GC, Austin (Par 72:288)

TEAM

1 Gonzales	368-355=726 (+150)
2 Gilmer	374-362=737 (+161)
3 Yoakum	382-359=741 (+165)

INDIVIDUALS

1 Cathy Reinbeck, Sealy	78-82=160 (+16)
2 Nicole Cooper, Gonzales	82-79=161 (+17)
3 D'Lynn Malcom, Tulia	80-84=164 (+20)

2A-Jimmy Clay GC, Austin (Par 72:288)

TEAM

1 Weimar	361-376=737 (+161)
2 Boling	383-359=742 (+166)
3 Memphis	377-383=760 (+184)

INDIVIDUALS

1 Jennifer White, Quanah	82-82=164 (+20)
2 Nettie Rolf, Boling*	90-79=169 (+25)
3 Gina McCollu, Ozona	86-83=169 (+25)

1A-Lions Municipal GC, Austin (Par 71:284)

TEAM

1 Booker	410-409=819 (+251)
2 Lazbuddie	421-426=847 (+279)
3 Baird	455-437=892 (+324)

INDIVIDUALS

1 Lisa Crawford, Tenaha	86-89=175 (+33)
2 Misty Magee, McLean	93-101=194 (+52)
3 Claudia Shearer, Booker	98-97=195 (+53)

1988

May 12-13

5A-Jimmy Clay GC, Austin (Par 72:288)

TEAM

1 Fort Bend Dulles	308-315=623 (+47)
2 Temple	322-312=634 (+58)
3 Cypress Creek	326-319=645 (+69)

INDIVIDUALS

1 Tina Trimble, Cypress Creek	71-70=141 (-3)
2 Leigh Dickey, Fort Bend Dulles*	72-73=145 (+1)
3 Sherry Dowd, Temple	75-70=145 (+1)

4A-Jimmy Clay GC, Austin (Par 72:288)

TEAM

1 Belton	331-340=671 (+95)
2 Andrews	375-360=735 (+159)
3 Brenham	370-373=743 (+167)

INDIVIDUALS

1 Barbie Blackwell, Conroe Oakridge	70-72=142 (-2)
2 Kim Self, Dallas Hillcrest	77-76=153 (+9)
3 Caren Felps, Silsbee	77-77=154 (+10)

3A-Jimmy Clay GC, Austin (Par 72:288)

TEAM

1 Canyon	388-343=731 (+155)
2 Abilene Wylie	381-356=737 (+161)
3 Hardin-Jefferson	384-359=743 (+167)

INDIVIDUALS

1 Cathy Reinbeck, Sealy	81-85=166 (+22)
2 Lisa Rankin, Hardin-Jefferson*	82-85=167 (+23)
3 Julie Pruitt, Seminole	85-82=167 (+23)

2A-Jimmy Clay GC, Austin (Par 72:288)

TEAM

1 Nocona	387-388=775 (+199)
2 Memphis	386-392=778 (+202)
3 Boling	405-388=793 (+217)

INDIVIDUALS

1 Sara Mondier, Overton	79-86=165 (+21)
2 Jennifer White, Quanah	79-89=168 (+24)
3 Beth West, Memphis	91-87=178 (+34)

1A-Lions Municipal GC, Austin (Par 71:284)

TEAM

1 Booker	426-423=849 (+281)
2 Wheeler	448-423=871 (+313)
3 Goldberg	443-445=888 (+330)

INDIVIDUALS

1 Lisa Crawford, Tenaha	90-85=175 (+33)
2 Tonya Wolter, Lago Vista	96-92=188 (+46)
3 Brooke Boon, Robert Lee	95-94=189 (+47)

1987

May 14-15

5A-Jimmy Clay GC, Austin (Par 72:288)

TEAM

1 Fort Bend Dulles	306-295=601 (+25)
2 Temple	308-317=625 (+49)
3 Humble Kingwood	317-321=638 (+62)

INDIVIDUALS

1 Sandy Hamby, Cypress Creek	71-69=140 (-4)
2 Tina Trimble, Cypress Creek	69-73=142 (-2)
3 Kathy Moore, Denton	72-72=144 (E)

4A-Jimmy Clay GC, Austin (Par 72:288)

TEAM

1 Andrews	346-316=662 (+86)
2 Belton	329-344=673 (+97)
3 Brenham	339-341=680 (+104)

INDIVIDUALS

1 Kelli Kifer, Dallas Seagoville	71-71=142 (-2)
2 Barbie Blackwell, Conroe Oakridge	79-68=147 (+3)
3 Leslie Light, Snyder	78-76=154 (+10)

3A-Jimmy Clay GC, Austin (Par 72:288)

TEAM

1 Alpine	378-348=726 (+150)
2 Gonzales	364-368=732 (+156)
3 Yoakum	377-363=740 (+164)

INDIVIDUALS

1 Rebecca Sims, Texarkana Pleasant Grove	74-74=148 (+4)
2 Susan Hicks, Pittsburg	81-83=164 (+20)
3 Stephanie Moore, Yoakum	85-81=166 (+22)

2A-Jimmy Clay GC, Austin (Par 72:288)

TEAM

1 Nocona	374-366=740 (+164)
2 Memphis	378-394=772 (+196)
3 Boling	397-388=785 (+209)

INDIVIDUALS

1 Sara Mondier, Overton	87-83=170 (+26)
2 Kelli Covey, Nocona	82-89=171 (+27)
3 Amy Farmer, Eastland	89-84=173 (+29)

1A-Lions Municipal GC, Austin (Par 71:284)

TEAM

1 Booker	425-410=835 (+267)
2 Paducah	422-425=847 (+279)
3 Throckmorton	474-426=850 (+282)

INDIVIDUALS

1 Lisa Crawford, Tenaha	86-83=169 (+27)
2 Kim Clark, Baird	99-94=193 (+51)
3 Beth Gober, Throckmorton	100-96=196 (+54)

1986

May 15-16

5A-Jimmy Clay GC, Austin (Par 72:288)

TEAM

1 Fort Bend Dulles	345-325=670 (+94)
2 Humble Kingwood	345-338=683 (+107)
3 Round Rock Westwood	361-336=697 (+121)

INDIVIDUALS

1 Leslie Green, Humble Kingwood	79-78=157 (+13)
2 Kathy Moore, Denton	83-77=160 (+16)



3 Krista Tucek, The Woodlands 76-85=161 (+17)

4A-Jimmy Clay GC, Austin (Par 72:288)

TEAM

1 Snyder 374-363=736 (+150)
 2 Brenham 385-366=751 (+165)
 3 Andrews 378-381=759 (+173)

INDIVIDUALS

1 Kelli Kifer, Dallas Seagoville 83-75=158 (+14)
 2 Neisy Rodriguez, SA Alamo Heights 84-85=169 (+25)
 3 Leslie Light, Snyder 84-87=171 (+27)
 Susie Davis, Carthage 87-84=171 (+27)

3A-Jimmy Clay GC, Austin (Par 72:288)

TEAM

1 Canton 404-396=800 (+224)
 2 Yoakum 423-395=818 (+242)
 3 Alpine 405-414=819 (+243)

INDIVIDUALS

1 Rebecca Sims, Texarkana Pleasant Grove 82-80=162 (+18)
 2 Sally McMullin, Floydada 82-84=166 (+22)
 3 Brenda Walters, Sealy 86-93=179 (+35)

2A-Jimmy Clay GC, Austin (Par 72:288)

TEAM

1 Bullard 395-386=781 (+205)
 2 Nocona 412-421=833 (+257)
 3 Baird 444-409=853 (+277)

INDIVIDUALS

1 Loretia Grant, Baird 89-84=173 (+29)
 2 Becky Poynor, Petrolia 91-84=175 (+31)
 3 Vivian Rice, Bullard 90-87=177 (+33)

1A-Lions Municipal GC, Austin (Par 71:284)

TEAM

1 Booker 410-419=829 (+261)
 2 Flatonia 414-429=843 (+275)

3 Iraan 446-467=913 (+345)

INDIVIDUALS

1 Cecilia Garbade, Flatonia 81-83=164 (+22)
 2 Kelly Earp, Weinert 89-97=186 (+44)
 3 Pam Vecera, Flatonia 96-91=187 (+45)

1985

May 9-10

5A-Morris Williams GC, Austin (Par 72:288)

TEAM

1 Conroe McCulough 325-322=647 (+71)
 2 Fort Bend Dulles 335-331=666 (+90)
 3 Baytown Sterling 353-347=700 (+124)

INDIVIDUALS

1 Angie Ravaioli, Hurst Bell 74-73=147 (+3)
 2 Kate Golden, Jasper 77-79=156 (+12)
 3 Kristin Barker, Con. McCullough 7879=157 (+13)

4A-Morris Williams GC, Austin (Par 72:288)

TEAM

1 Belton 373-369=742 (+166)
 2 Sulphur Springs 375-382=757 (+181)
 3 Brenham 384-376=760 (+184)

INDIVIDUALS

1 Kelt, Richardson Pearce 75-77=152 (+8)
 2 Billington, SA Churchill 81-79=160 (+16)
 3 K. Moore, Denton 80-81=161 (+17)

3A-Riverside GC, Austin (Par 72:288)

TEAM

1 Columbus 752 (+176)

INDIVIDUAL

1 Patsy Baxter, Boerne 163 (+19)

2A-Lions Municipal GC, Austin (Par 71:284)

TEAM

1 Bullard 693 (+125)

INDIVIDUAL

1 Cindy Hauley, Bullard 156 (+14)

1A-Lions Municipal GC, Austin (Par 71:284)

TEAM

1 Bowie Gold-burg 845 (+277)

INDIVIDUAL

1 Teri Caddell, Sundown 168 (+26)

1984

May 10-11

5A-Morris Williams GC, Austin (Par 72:288)

TEAM

1 Round Rock Westwood 674 (+98)

INDIVIDUAL

1 Buffy Klein, Denton 145 (+1)

4A-Morris Williams GC, Austin (Par 72:288)

TEAM

1 Mineral Wells 739 (+163)

INDIVIDUAL

1 Hollie Frizzell, Grapevine 151 (+7)

3A-Lions Municipal GC, Austin (Par 71:284)

TEAM

1 Yoakum 729 (+161)

INDIVIDUAL

1 Patsy Baxter, Boerne 158 (+16)

2A-Lions Municipal GC, Austin (Par 71:284)

TEAM

1 Bullard 704 (+136)

INDIVIDUAL

1 Cindy Haley, Bullard 167 (+25)

1A-Lions Municipal GC, Austin (Par 71:284)

TEAM

1 Iraan 826 (+258)

INDIVIDUAL

1 Kay Linda Shive, Lago Vista 158 (+16)

1983

May 13-14

5A-Jimmy Clay GC, Austin (Par 72:288)

TEAM

1 Cypress Creek 700 (+124)

INDIVIDUAL

1 Kim Dirks, FW Arlington Heights 153 (+9)

4A-Jimmy Clay GC, Austin (Par 72:288)

TEAM

1 Brenham 746 (+170)

INDIVIDUAL

1 Hollie Frizzell, Grapevine 168 (+24)

3A-Lions Municipal GC, Austin (Par 71:284)

TEAM

1 Columbus 745 (+177)

INDIVIDUAL

1 Caroline Miller, Columbus 157 (+15)



Yoakum - 1984 Conference 3A Girls Golf Team Champions



2A-Lions Municipal GC, Austin (Par 71:284)

TEAM
1 Big Lake Reagan County 776 (+208)

INDIVIDUAL
1 Janet Robbins, Three Rivers 155 (+13)

1A-Lions Municipal GC, Austin (Par 71:284)

TEAM
1 Sundown 771 (+203)

INDIVIDUAL
1 Mona Jennings, Wheeler 163 (+21)

**1982
May 14-15**

5A-Jimmy Clay GC, Austin (Par 72:288)

TEAM
1 Round Rock Westwood 646 (+70)

INDIVIDUAL
1 Angela Atkins, Fort Bend Dulles 150 (+6)

4A-Jimmy Clay GC, Austin (Par 72:288)

TEAM
1 Jasper 777 (+201)

INDIVIDUAL
1 Amy Dover, Jasper 159 (+15)

3A-Lions Municipal GC, Austin (Par 71:284)

TEAM
1 Boling 729 (+157)

INDIVIDUAL
1 Caroline Miller, Columbus 161 (+19)

2A-Lions Municipal GC, Austin (Par 71:284)

TEAM
1 Ganado 725 (+153)

INDIVIDUAL
1 Janet Robbins, Three Rivers 162 (+20)

1A-Lions Municipal GC, Austin (Par 71:284)

TEAM
1 Salado 849 (+277)

INDIVIDUAL
1 Linda Boggus, Lago Vista 160 (+18)

**1981
May 14-15**

5A-Jimmy Clay GC, Austin (Par 72:288)

TEAM
1 Form Bend Dulles 660 (+84)

INDIVIDUAL
1 Jessica Supernaw, Houston Eisenhower 156 (+12)

4A-Jimmy Clay GC, Austin (Par 72:288)

TEAM
1 Kerrville Tivy 670 (+94)

INDIVIDUAL
1 Tracee Fowler, Fort Worth Boswell 152 (+8)

3A-Lions Municipal GC, Austin (Par 71:284)

TEAM
1 Columbus 727 (+159)

INDIVIDUAL

1 Sue Thomas, Texarkana Pleasant Grove 160 (+18)

2A-Lions Municipal GC, Austin (Par 71:284)

TEAM
1 Ganado 739 (+171)

INDIVIDUAL
1 Janet Robbins, Three Rivers 161 (+19)

1A-Lions Municipal GC, Austin (Par 71:284)

TEAM
1 Lago Vista 795 (+227)

INDIVIDUAL
1 Sabra Srader, Sundown 147 (+5)

**1980
May 9-10**

4A-Jimmy Clay GC, Austin (Par 72:288)

TEAM
1 Fort Bend Dulles 339-341=680 (+104)

2 Conroe 353-346=701 (+125)

3 Alice 351-355=706 (+130)

INDIVIDUALS
1 Viveca Vandergriff, Arlington 74-71=145 (+1)

2 Kim Shipman, Richardson 74-78=152 (+8)

3 Susan Yantis, Northside Holmes 83-75=158 (+14)

3A-Jimmy Clay GC, Austin (Par 72:288)

TEAM
1 Kerrville Tivy 355-335=690 (+114)

2 Houston Eisenhower 359-367=726 (+150)

3 Mineral Wells 385-394=779 (+203)

INDIVIDUALS
1 Debbie Greiner, Kerrville Tivy 76-79=155 (+11)

2 Amy Dover, Jasper 81-80=161 (+17)

3 Jessica Supernaw, Houston Eisenhower 82-80=162 (+18)

2A-Lions Municipal GC, Austin (Par 71:284)

TEAM
1 Kermit 396-365=761 (+193)

2 Boling 388-375=763 (+195)

3 Breckenridge 391-388=779 (+211)

INDIVIDUALS
1 Rebecca Bradley, Central Pollock 74-73=147 (+5)

2 Kristi Keith, Seymour 86-86=172 (+30)

3 Connie McCain, Crockett 94-81=175 (+33)

1A-Lions Municipal GC, Austin (Par 71:284)

TEAM
1 Farwell 371-358=729 (+161)

2 Ganado 389-364=753 (+185)

3 McCamey 392-370=762 (+194)

B-Lions Municipal GC, Austin (Par 71:284)

TEAM
1 Booker 408-384=792 (+224)

2 Lago Vista 412-425=837 (+269)

3 Salado 424-424=848 (+280)

INDIVIDUALS
1 Sabra Srader, Sundown 85-81=166 (+24)

2 Linda Boggus, Lago Vista 89-86=175 (+35)

3 Cindy Harrell, Leakey 94-88=182 (+40)

1979

May 11-12

4A-Jimmy Clay GC, Austin (Par 72:288)

TEAM
1 Fort Bend Dulles 719 (+143)

INDIVIDUAL
1 Rae Rothfelder, Haltom 156 (+12)

3A-Jimmy Clay GC, Austin (Par 72:288)

TEAM
1 Houston Eisenhower 825 (+249)

INDIVIDUAL
1 Sheila Oldfield, Bastrop 159 (+15)

2A-Jimmy Clay GC, Austin (Par 72:288)

TEAM
1 Kermit 823 (+247)

INDIVIDUAL
1 Rebecca Bradley, Kenedy 177 (+33)

1A-Morris Williams GC, Austin (Par 72:288)

TEAM
1 Ganado 796 (+220)

INDIVIDUAL
1 Lisa Hughes, Farwell 174 (+30)

B-Morris Williams GC, Austin (Par 72:288)

TEAM
1 Santo 823 (+247)

INDIVIDUAL
1 Cindy Craig, Happy 182 (+38)

1978

May 12-13

4A-Jimmy Clay GC, Austin (Par 72:288)

TEAM
1 Austin Crockett 684 (+108)

INDIVIDUAL
1 Susan Yantis, Northside Holmes* 156 (+12)

3A-Jimmy Clay GC, Austin (Par 72:288)

TEAM
1 Humble 750 (+174)

INDIVIDUAL
1 Marcie Bozarth, Lampasas 166 (+22)

2A-Jimmy Clay GC, Austin (Par 72:288)

TEAM
1 Columbus 830 (+254)

INDIVIDUAL
1 Sheila Oldfield, Bastrop 163 (+19)

1A-Morris Williams GC, Austin (Par 72:288)

TEAM
1 Rankin 790 (+214)



INDIVIDUAL

1 Tina Foxhall, Memphis 157 (+13)

B-Morris Williams GC, Austin (Par 72:288)

TEAM

1 Santo 891 (+315)

INDIVIDUAL

1 Cindy Craig, Happy 193 (+49)

1977

May 13-14

4A-Morris Williams GC, Austin (Par 72:288)

TEAM

1 Conroe 351-345=696 (+120)

2 Fort Bend Dulles 353-359=712 (+136)

3 San Antonio Roosevelt 377-362=739 (+163)

INDIVIDUALS

1 Kim Bauer, Conroe 77-75=152 (+8)

2 Sue Clark, SA Roosevelt* 84-82=166 (+22)

3 Missie McGeorge, Plano 85-81=166 (+22)

3A-Morris Williams GC, Austin (Par 72:288)

TEAM

1 Humble 397-388=785 (+209)

2 Brenham 418-399=817 (+241)

3 Borger 420-412=832 (+256)

INDIVIDUALS

1 Marci Bozarth, Lampasas* 73-83=156 (+12)

2 Peggy Gustafson, Brenham 79-77=156 (+12)

3 Jennifer Niemann, Humble 87-87=174 (+30)

2A-Morris Williams GC, Austin (Par 72:288)

TEAM

1 Columbus 415-416=831 (+255)

2 Universal City-Randolph 406-427=833 (+257)

3 Mineola 429-449=878 (+302)

INDIVIDUALS

1 Sheila Oldfield, Bastrop 80-84=164 (+20)

2 Joyce Collier, Comal Smithson Valley*89-88=177 (+33)

3 Carla Harper, Spearman 89-88=177 (+33)

1A-Jimmy Clay GC, Austin (Par 72:288)

TEAM

1 Farwell 369-363=732 (+156)

2 Rankin 407-403=810 (+234)

3 San Antonio Lackland 429-423=852 (+276)

INDIVIDUALS

1 Carol Vinton, Farwell 84-86=170 (+26)

2 Tina Foxhall, Memphis 89-82=171 (+27)

3 Penny Hughes, Farwell 90-89=179 (+35)

B-Jimmy Clay GC, Austin (Par 72:288)

TEAM

1 Booker 436-420=856 (+280)

2 Santo 466-442=908 (+332)

3 Booker II 455-463=918 (+342)

INDIVIDUALS

1 Teresa Denham, Booker 101-98=199 (+55)

2 Ramie Hardin, Santo 107-94=201 (+57)

3 Diane McQuitty, Booker 102-102=204 (+60)

1976

May 14-15

4A-Morris Williams GC, Austin (Par 72:288)

TEAM

1 Conroe 750 (+174)

INDIVIDUALS

1 Missy McGeorge, Plano 163 (+19)

Shena Bassett, SA MacArthur 163 (+19)

3A-Morris Williams GC, Austin (Par 72:288)

TEAM

1 Humble 789 (+213)

INDIVIDUAL

1 Betty Gustafson, Brenham 157 (+13)

2A-Morris Williams GC, Austin (Par 72:288)

TEAM

1 Columbus 839 (+263)

INDIVIDUAL

1 Ann Soderman, Boling 174 (+30)

1A-Jimmy Clay GC, Austin (Par 72:288)

TEAM

1 Farwell 756 (+180)

INDIVIDUAL

1 Tina Foxall, Memphis 172 (+28)

B-Jimmy Clay GC, Austin (Par 72:288)

TEAM

1 Booker 809 (+233)

INDIVIDUAL

1 Diane McQuitty, Booker 209 (+65)

1975

May 9-10

4A-Morris Williams GC, Austin (Par 72:288)

TEAM

1 Midland 771 (+195)

INDIVIDUAL

1 Liz Norton, Midland Legacy 165 (+21)

3A-Morris Williams GC, Austin (Par 72:288)

TEAM

1 San Antonio East Central 828 (+252)

INDIVIDUAL

1 Peggy Gustafson, Brenham 166 (+22)

2A-Morris Williams GC, Austin (Par 72:288)

TEAM

1 Spearman 846 (+270)

INDIVIDUAL

1 Linda Hunt, Olney 176 (+32)

1A-Jimmy Clay GC, Austin (Par 72:288)

TEAM

1 Farwell 867 (+291)

INDIVIDUAL

1 Sheri Haynes, McLean 191 (+47)

B-Jimmy Clay GC, Austin (Par 72:288)

TEAM

1 Booker 951 (+375)

INDIVIDUAL

1 Samantha Morrow, Graford 210 (+66)

1974

May 3-4

1A-Jimmy Clay GC, Austin (Par 72:288)

TEAM

1 San Antonio Roosevelt 783 (+207)

INDIVIDUAL

1 Debbie Skelly, San Antonio Roosevelt 161 (+17)

B-Jimmy Clay GC, Austin (Par 72:288)

TEAM

1 Boling 869 (+293)

INDIVIDUAL

1 Linda Hunt, Olney 183 (+39)

1973

May 4-5

1A-Jimmy Clay GC, Austin (Par 72:288)

TEAM

1 Midland Legacy 393-398=791 (+215)

2 San Antonio MacArthur 404-388=792 (+216)

3 Dallas White 466-448=914 (+338)

INDIVIDUALS

1 Brenda Goldsmith, SA MacArthur 83-74=157 (+13)

2 M.J. McDaniel, Midland 90-89=179 (+35)

3 Kappy McCullough, Midland Legacy91-92=183 (+39)

B-Jimmy Clay GC, Austin (Par 72:288)

TEAM

1 Olney 437-466=903 (+327)

2 Spearman 463-487=950 (+374)

3 Boling 496-473=969 (+393)

INDIVIDUALS

1 Linda Hunt, Olney 91-95=186 (+42)

2 Patti Johnson, Nocona 96-91=187 (+43)


3 Lisa Anderson, Boling 102-95=197 (+53)



GIRLS GOLF

ALL-TIME STATE TOURNAMENT APPEARANCES

* - State Champion



Andrews - 2023 Conference 4A Girls Golf Team Champions



Austin Vandegrift - 2023 Conference 6A Girls Golf Team Champions

School	Tournament Appearances	Tourn App.	Championships
Abbott	1A:1999,2000,13	3	0
Abilene	5A:1996,99	2	0
Abilene Cooper	5A:1991,92,93	3	0
Abilene Wylie	3A:1987,88,91,93,95,96,97,98,99; 4A:2018; 5A:2019	11	0
Ackerly Sands	1A:2017	1	0
Aledo	4A:1980; 5A:1981; 4A:2006,07,08,12,13; 5A:2015,16,17,18,21,22,23	14	0
Allen	5A:2004,05*,06*,10,11,12*,13,14*; 6A:2015,16,17,18	12	4
Alpine	3A:1985,86*,87,98; 2A:2004,13; 3A:2014,16	8	1
Amarillo	4A:1975,76,77,78,79; 5A:1987,95,96,2021,23	10	0
Amarillo Tascosa	1A:1974	1	0
Andrews	4A:1985,86*,87,88,89*,90*,91*,92*,93,94,95,96*,2000,01,02,03,04,05,06; 3A:2007*,08*,09,11*,12*,13*,14*; 4A:2015*,16*,17*,18*,19*,21,22,23*	34	18
Anson	2A:1995	1	0
Archer City	1A:1976,78	2	0
Argyle	4A:2015,19,21*,22*; 5A:2023	5	2
Arp	2A:1995,96,97,98,2001	5	0
Athens	4A:1992,93	2	0
Atlanta	3A:2004,05,06,13,14	5	0
Austin Anderson	4A:1995,96,97,98; 5A:2021,22*	6	1
Austin Crockett	4A:1976,78*	2	1
Austin High	5A:1985	1	0
Austin Lake Travis	3A:1996,98; 4A:2003,04,05,06,07,08,09,10,11,12; 5A:2013*,14; 6A:2015*,16*,17*,18,22,23	20	4
Austin Travis	5A:1984	1	0
Austin Vandegrift	4A:2013,14; 5A:2015,16,19,21,22; 6A:2023*	8	1
Austin Westlake	4A:1982,92,93,94; 5A:2003,04,05,06,08,09,10*,11*,12,13; 6A:2016,17,18*,19*,21	19	4
Baird	2A:1985,86; 1A:1989,90,97*,98*,99*,2000*,01*,02*,03,04*,05*,08,09*,10*,11*,12	18	11
Bandera	3A:2009	1	0
Bastrop	4A:1991,92,93*,94*,95*,96,97,2002,04	9	3
Baytown Sterling	5A:1984,85,86,87,88,90	6	0
Bellville	3A:2004,05,06,07; 4A:2018	5	0
Belton	4A:1981,83,84,85*,87,88*,89	7	2
Big Lake Reagan County	1A:1977,78,79,80; 2A:1982,83*,86	7	1



* - State Champion

School	Tournament Appearances	Tourn App.	Championships
Bishop	2A:1977,2014	2	0
Blanket	1A:2016,17*,18*,19,22	5	2
Boerne	4A:1989	1	0
Boerne Champion	5A:2018,19,21,23	4	0
Boling	B:1974*; 2A:1975,76,80; 3A:1981,82*,83,84,85; 2A:1987,88,89,90*,91,92	15	3
Booker	B:1975*,76*,77*,78,79,80*; 1A:1981,85,86*,87*,88*,89*,90*,91*,92*,93*,94,99,2000,01,02	21	12
Borger	3A:1977,78,79,80; 4A:1981	5	0
Bosqueville	2A:2022	1	0
Bowie	B:1975; 2A:1976; 1A:1981,84,85*,86,87,88	8	1
Brady	2A:1977	1	0
Brazos	2A:1995	1	0
Breckenridge	2A:1977,79,80; 3A:1989,2000*	5	1
Bremond	1A:1997,98; 2A:2023	3	0
Brenham	3A:1977,80; 4A:1981,82,83*,84,85,86,87,88,89,99	12	1
Bridgeport	3A:1982,92,99,2000,01,02*,13; 4A:2015,16,17	10	1
Briscoe Fort Elliott	1A:2016,17,18,21,22	5	0
Brock	3A:2017,18	3	0
Bronte	1A:1991,92,93,94,95,96,2016,17,18	9	0
Brownfield	3A:1975,76,77	3	0
Brownsville Pace	4A:1983	1	0
Brownsville Veterans Memorial	5A:2017,18	2	0
Brownwood	4A:1983	1	0
Bruceville-Eddy	2A:2004	1	0
Buda Hays	2A:1979	1	0
Bullard	2A:1982,83,84*,85*,86*,89,90,91*,92*,93,94; 3A:1995,96,97,98,99,2001,02; 4A:2021,22	20	5
Burkburnett	4A:1996; 3A:2011	2	0
Burleson	3A:1976	1	0
Burleson Centennial	5A:2022	1	0
Bushland	3A:2023	1	0
Burnet	4A:2015	1	0
Caddo Mills	4A:2019	1	0
Caldwell	3A:1999,2000,01,02,13,14; 4A:2015,16; 3A:2021,22	10	0
Callisburg	2A:1997,99,2000,01,02,07,08,09,11; 3A:2017,18,19,21	13	0
Cameron Yoe	3A:2009; 2A:2011,12,13,14; 3A:2015,16,17,18,19,23	11	0
Campbell	1A:2002,03	2	0
Canton	3A:1983,84,85,86*,87,88*,89,90,91,92,93,97,2009; 4A:2022,23	15	2
Canyon	4A:2023	1	0
Carrollton Creekview	4A:2011	1	0
Carrollton Ranchview	3A:2014	1	0
Carrollton Turner	1A:1974; 4A:1975,76,77,78,80; 5A:2003	7	0
Carthage	4A:1986; 3A:2009,10,11,12	5	0
Castroville Medina Valley	3A:2008,09	2	0
Cedar Park	4A:2013; 5A:2021	2	0




GIRLS GOLF


ALL-TIME STATE TOURNAMENT APPEARANCES

* - State Champion

School	Tournament Appearances	Tourn App.	Championships
Celeste	1A:1992,93,94,95,96,97,99,2001,02,03,07,13	12	0
Chester	1A:2001	1	0
Childress	3A:2015,16,21,22	4	0
China Spring	2A:1989,91,92,93*,94*; 3A:1995,96,97*,98*,2007,08,10; 4A:2022,23	14	4
Christoval	2A:2015,18	2	0
Clifton	1A:1977	1	0
Clyde	3A:2019	1	0
Clyde Eula	1A:2018,19,21,23	4	0
College Station	5A:2019	1	0
CS A&M Consolidated	4A:1993,94; 5A:2008,09,10	5	0
Colleyville Heritage	4A:1997,98; 5A:2017	3	0
Columbus	2A:1975,76*,77*,78*,79,80; 3A:1981*,82,83*,84,85*,86,87,92,93,97,99,2000,03,12,19,21,22,23	24	6
Comal Canyon	4A:1999,2000,01	3	0
Comal Davenport	4A:2021,22,23	3	0
Comal Smithson Valley	5A:2009; 4A:2011,12; 5A:2015; 6A:2015,16	6	0
Comanche	B:1974	1	0
Comfort	2A:2006,09,10,13; 3A:2015,16,17	7	0
Conroe	1A:1974; 4A:1975,76*,77*,78,80; 5A:1981,83,84	9	2
Conroe The Woodlands	5A:1985*,86,95,96,97,98,99,2000,01*,02*,03*,04,05,06,07,09,10,11,12,14; 6A:2015,17,18,21,22,23	26	4
Coolidge	B:1975	1	0
Cooper	2A:1987,88	2	0
Coppell	5A:2013,14; 6A:2015,21,22,23	6	0
Corpus Christi Calallen	4A:2023	1	0
Corpus Christi Carroll	5A:1987,90,93,94,95	5	0
Corpus Christi King	5A:1988,96	2	0
Corpus Christi London	3A:2023	1	0
Corpus Christi Moody	4A:2010	1	0
Corpus Christi Tuloso-Midway	4A:1990,91	2	0
Corpus Christi Veterans Mem.	5A:2022	1	0
Cranfills Gap	1A:1985	1	0



Austin Anderson - 2022 Conference 5A Girls Golf Team Champions



Argyle - 2022 Conference 4A Girls Golf Team Champions

GIRLS GOLF

ALL-TIME STATE TOURNAMENT APPEARANCES



* - State Champion

School	Tournament Appearances	Tourn App.	Championships
Crawford	2A:2017,19,21,22,23	5	0
Crockett	3A:2008,10	2	0
Cuero	3A:2012,13,14	3	0
Cy-Fair	1A:1974	1	0
Cypress Creek	5A:1983*,84,88	3	1
Daingerfield	3A:2001	1	0
Dalhart	2A:1976,77,78	3	0
Dallas Highland Park	5A:1982,89; 4A:1992,94,95,96,97,98*,99*,2000*,01,02,03,04,05,06,07,08*,09,10,11,13; 5A:2017,19,21,22	26	4
Dallas White	1A:1974	1	0
Dawson	2A:2016	1	0
Denton	4A:1977,78,79,80; 5A:1981	5	0
Denton Guyer	4A:2014	1	0
DeSoto	3A:1977	1	0
Detroit	1A:2014	1	0
Devine	3A:1992,93,95,2006,07; 4A:2023	6	0
Deweyville	2A:2023	1	0
Dodd City	1A:1995	1	0
East Bernard	2A:2013,14	2	0
Eastland	2A:2010; 3A:2019	2	0
Edgewood	2A:1992,93,95	3	0
Edinburg	5A:1982	1	0
Edna	2A:2007,08; 3A:2015,16,17	5	0
El Campo	4A:1994,95,96,98	4	0
El Paso Coronado	4A:1979,80; 5A:1981,87,2001,02,03	7	0
El Paso Eastwood	5A:2009,10,11,12	4	0
Elkhart	2A:1999,2000,01,02,03	5	0
Elysian Fields	1A:1975,76,77,78,79,80	6	0
Fannindel	1A:1987,88,89,91	4	0
Farwell	1A:1975*,76*,77*,79,80*; 2A:1981	6	4
Flatonia	1A:1975,85,86,99,2000,03,05,06,08,11; 2A:2021	11	0
Floydada	2A:1975,76; 3A:1986	3	0
Forsan	2A:2016,17,18	3	0
Fort Bend Clements	5A:1991,93,97,2000,08,09,13,14; 6A:2015,16,17,18	12	0
Fort Bend Dulles	4A:1975,76,77,78,79*,80*; 5A:1981*,82,83,84,85,86*,87*,88*,89,90,91,92	18	6
Fort Bend Elkins	5A:2003	1	0
Fort Bend Ridge Point	6A:2021	1	0
Fort Davis	1A:2008	1	0
Fort Stockton	3A:1978,79,82; 4A:1997; 3A:2001*	5	1
Fort Worth Arlington Heights	4A:2010	1	0
Fort Worth Boswell	5A:2016	1	0
Fort Worth Masonic Home	1A:1986	1	0
Fort Worth Paschal	5A:1981,82	2	0



GIRLS GOLF


ALL-TIME STATE TOURNAMENT APPEARANCES

* - State Champion


School	Tournament Appearances	Tourn App.	Championships
Franklin	2A:1997,98	2	0
Fredericksburg	3A:1977,78,79; 4A:1984,85,86; 3A:1990,2013,14,17; 4A:2018,21,22	13	0
Freeport Brazoswood	5A:1989	1	0
Friendswood	3A:1978; 4A:1983,88,89,90; 5A:2023	6	0
Frisco	4A:2008	1	0
Frisco Centennial	5A:2018,22,23	3	0
Frisco Lebanon Trail	4A:2018; 5A:2019,21,22	4	0
Frisco Liberty	4A:2012,14; 5A:2015,16,17,18,21	7	0
Frisco Wakeland	3A:2007,08; 4A:2009,10,12; 5A:2017,23	7	0
Gail Borden County	1A:2023	1	0
Ganado	1A:1977,78,79*,80; 2A:1981*,82*,83,84,85,86,94,98; 2A:2009	13	3
Garden City	1A:2009,10,15,19,21,22,23*	7	1
Gatesville	3A:1990,91,93,11,12,13; 4A:2018,19	8	0
Georgetown	4A:1981,82; 5A:2000	3	0
Gilmer	3A:1980,81,82,87,88,89,91,92,93	9	0
Gilmer Harmony	2A:2000	1	0
Gladewater	3A:1994,96,2002,03; 2A:2004,06,11,12,13; 3A:2015,16	11	0
Goldthwaite	1A:2008,12; 2A:2022	3	0
Goliad	3A:2015,22	2	0
Gonzales	3A:1987,88,89*,90	4	1
Gordon	1A:1984	1	0
Graham	3A:1989,90,91,92,93,94*,95,96	8	1
Graford	1A:2021,22,23	3	0
Granbury	2A:1978; 4A:2003,09	3	0
Grapeland	1A:2010,11,12,13; 2A:2015,16,17,18*,19*,21	10	2
Grapevine	3A:1975; 5A:2014,15,16,17*,18*,19*,22	8	3
Gregory-Portland	4A:1998	1	0
Gruver	1A:2011,12,13,14	4	0
Gunter	3A:2022,23	2	0
Hallsville	5A:2016	1	0
Hamilton	2A:1987,89,96,97,98*,99*,2000*,01*,02,03,04,16,17,18	14	4
Hamlin	1A:2013,14	2	0
Hamshire-Fannett	3A:1996	1	0
Happy	1A:2017,18,19,21,22	5	0
Hardin-Jefferson	3A:1985,86,87,88,89,90,91,92,2006; 4A:2019,21	11	0
Harleton	3A:2018	1	0
Harlingen	4A:1977	1	0
Harper	B:1976,77	2	0
Harrold	B:1979; 1A:1982	2	0
Haskell	2A:1998,99,2019,21	4	0
Hawkins	2A:1984	1	0
Henderson	4A:1990,91,93	3	0
Henrietta Midway	B:1974,75; 1A:2021,22	4	0



School	Tournament Appearances	Tourn App.	Championships
Hereford	4A:1988,91,92,93,2008,09	6	0
Hico	2A:1984,2019	2	0
Higgins	1A:2015	1	0
Holland	B:1976,78	2	0
Hondo	3A:2023	1	0
Houston Bellaire	5A:2012	1	0
Houston Clear Lake	5A:1983,84,85,87,2001,02,03,04,06,07*,09,10,11,13	14	1
Houston Eisenhower	3A:1979*,80; 5A:1981,82,83,86,88	7	1
Houston Memorial	5A:1996,99,2000,01,05; 6A:2015,16,17,18,19,22,23	12	0
Howe	2A:2010,11,12,13; 3A:2016,17,18,21	8	0
Hudson	3A:2011,13; 4A:2015,16,17	5	0
Huffman Hargrave	4A:2021	1	0
Hughes Springs	2A:2014	1	0
Humble	3A:1975,76*,77*,78*; 4A:1979; 5A:1987,94,95	8	3
Humble Kingwood	5A:1982,85,86,92*,93,94,95*,96,97,98,99,2002,04,07; 6A:2017,18,19,21,22,23	20	2
Humble Kingwood Park	4A:2013,14; 5A:2015*,16*,17,18	6	2
Huntsville	3A:1975,76; 4A:2003,04,11,13,14*; 5A:2015,16,17	10	1
Hurst Bell	5A:1983,84,85	3	0
Idalou	2A:2000,01,02,03	4	0
Industrial	2A:1984	1	0
Ingram Moore	2A:2013,14; 3A:2017,18*	4	1
Iraan	1A:1984*,85,2008,09,17	5	1
Iredell	1A:2015,16,18	3	0
Jacksboro	2A:1994,2005,06; 3A:2015,16,19	6	0
Jasper	3A:1979,82*,84	3	1
Jefferson	2A:2007,08,09,11,13,14	6	0
Jewett Leon	2A:2023	1	0
Junction	2A:1993	1	0
Katy Cinco Ranch	5A:2011,12,13; 6A:2015	4	0
Katy Seven Lakes	5A:2010,14; 6A:2016,17,18,19,21,23	8	0
Katy Taylor	5A:2005,06	2	0



Ingram Moore - 2018 Conference 3A Girls Golf Team Champions



Lewisville Hebron - 2021 Conference 6A Girls Golf Team Champions



GIRLS GOLF

ALL-TIME STATE TOURNAMENT APPEARANCES

* - State Champion



Memphis - 2007 Conference 1A Girls Golf Team Champions



Memphis - 2017 Conference 2A Girls Golf Team Champions

School	Tournament Appearances	Tourn App.	Championships
Keene	3A:2017,19	2	0
Kenedy	2A:1978,79; 3A:1981; 2A:2019	4	0
Kennedale	3A:2000	1	0
Kermit	2A:1977,78,79*,80*; 3A:1981,82,83,84; 2A:2009,10,11	11	2
Kerrville Tivy	3A:1975,76,77,78,80*; 4A:1981*,83	7	2
Kilgore	4A:1982,85,88	3	0
Kirbyville	2A:1975,76	2	0
Klein	5A:1990,92	2	0
Knippa	1A:2017,18,19	3	0
Lake Belton	4A:2022	1	0
La Vernia	4A:2017,19,21,22	4	0
Lago Vista	B:1977,79,80; 1A:1981*,82,83,84,85,86,87,88,89,90,91,92,93,94,95,96,97; 2A:2001,02,03,04*,05,11; 3A:2016,18,19,21,22,23	32	2
Lamesa	3A:1999*,2000; 2A:2014	3	1
Lampasas	3A:1979,80,94,2011,12; 4A:2015,16,17,19,21	10	0
Lancaster	3A:1978	1	0
Latexo	2A:2015,16,18,21,22	5	0
Lazbuddie	1A:1989,2023	2	0
League City Clear Creek	5A:2008; 6A:2022	2	0
Leakey	1A:2014,15,16,18,19,21,22,23	8	0
Lenorah Grady	1A:2019	1	0
Lewisville Flower Mound	6A:2019	1	0
Lewisville Hebron	6A:2016,17,21*,22,23	5	1
Lewisville Marcus	5A:1989,90,91,92	4	0
Liberty Hill	4A:2018	1	0
Lindale	3A:1990,95; 4A:2023	3	0
Lindsay	2A:2015,23	2	0
Little Cypress-Mauriceville	4A:1991,97,2015,16	4	0
Llano	2A:1979	1	0
Lockhart	4A:1984,85	2	0
Longview Pine Tree	4A:1994,95,96	3	0
Longview Spring Hill	3A:2004,05,06,07; 4A:2015,16,17,18,19	9	0



School	Tournament Appearances	Tourn App.	Championships
Loop	1A:2002	1	0
Lorena	B:1975; 3A:2014,23	3	0
Los Fresnos	2A:1980	1	0
Louise	1A:1976; 2A:2019	2	0
Lubbock	5A:2015	1	0
Lubbock Cooper	5A:2018	1	0
Lubbock Coronado	5A:2007,08	2	0
Lucas Lovejoy	5A:2023	1	0
Lyford	B:1974; 2A:1975	2	0
Mabank	3A:2008; 4A:2016,17,18	4	0
Magnolia	4A:2009; 5A:2016,17,18,19,21	6	0
Malakoff Cross Roads	2A:2005,06,10,11,15	5	0
Mansfield	3A:1980; 5A:1998,99,2000,05,06,13; 6A:2021,22,23	10	0
Mansfield Legacy	4A:2010	1	0
Mart	1A:1980; 2A:1981,83,90,99; 1A:2013	6	0
Martin's Mill	1A:2004,05,06,07,08*,09,10,13,14,17; 2A:2019	11	1
Mason	2A:2015,16,17,18,21,22*,23*	7	2
Matador Motley County	1A:2015,16,17,19	4	0
Maypearl	1A:1981,82; 3A:2022	3	0
McCamey	1A:1980,2007	2	0
McGregor	2A:2003; 3A:2019*,21,22	4	1
McKinney	5A:2000,01,16	3	0
McKinney Boyd	6A:2018,19	2	0
Melissa	2A:2009,10,12; 3A:2013,14; 4A:2015,19,21	8	0
Memphis	1A:1978,79; 2A:1986,87,88,89; 1A:1992,2000,01,02,03,04,07*,09,10,11,12*,13*,14; 2A:2015*,16,17*,21,22,23	25	5
Meridian	1A:1997,2005,06,07	4	0
Merit Bland	1A:2008,14; 2A:2015	3	0
Midland	1A:1974; 4A:1975*; 5A:1981,82	4	1
Midland Lee	1A:1974*; 4A:1976,77,78,80; 5A:1993*,94,96,98	9	2
Midlothian	4A:2003; 5A:2018,19	3	0
Midlothian Heritage	4A:2019,21,22	3	0
Mineola	2A:1977,78,79,80; 3A:2021,22,23	7	0
Mineral Wells	3A:1977,78,80; 4A:1983,84*	5	1
Mission Sharyland	4A:1999,2000; 5A:2008,13,14,15,16,17,18,19	10	0
Monahans	3A:1997,2002,04,08,09*,10*,14; 4A:2019	8	2
Montgomery	3A:1994,95; 4A:1997,98,99,2000,01*,02*,03*,04*,05*,06*,07*,08,09*,10*,11*,12*,13,14; 6A:2015,16,17,18; 5A:2019,21,22,23	28	11
Montgomery Lake Creek	5A:2022,23	2	0
Moody	2A:2017,19	2	0
Moran	B:1976	1	0
Moulton	1A:2001,17,18,22	4	0
Mount Belvieu Barbers Hill	3A:1983; 5A:2015	2	0
Mount Pleasant	4A:1982	1	0




GIRLS GOLF

ALL-TIME STATE TOURNAMENT APPEARANCES

* - State Champion

<u>School</u>	<u>Tournament Appearances</u>	<u>Tourn App.</u>	<u>Championships</u>
Mt. Pleasant Chapel Hill	2A:2010,14; 3A:2015,17,19	5	0
Muenster	1A:1975,90,2012,14; 2A:2022,23	6	0
Munday	1A:2022	1	0
Nacogdoches Central Heights	3A:2018	1	0
New Braunfels	4A:2005,07,08	3	0
New Summerfield	1A:1998,2000	2	0
Newton	2A:2007,08,09	3	0
Nocona	2A:1986,87*,88*,2005,06	5	2
Normangee	1A:2004; 2A:2018,19,21*,22	5	1
North Crowley	4A:2004	1	0
North Garland	5A:1994	1	0
Northwest	3A:1984,85,86,87; 4A:2006; 5A:2019,21	7	0
Northwest Eaton	4A:2016	1	0
Northwest Nelson	3A:2010; 4A:2011,12,13*,14; 6A:2019	6	1
Odessa Compass Academy	3A:2021,22,23	3	0
Odessa Permian	5A:1988,89,2004	3	0
Oglesby	1A:2023	1	0
Olney	B:1974*; 2A:1975,76,83,2007,08,16,18	8	1
Orangefield	3A:2013	1	0
Overton	1A:1982,83,84,85,86,87	6	0
Ozona	2A:1981,93,96,97*,98,2022	6	1
Paducah	2A:1982,83,84,85; 1A:1987,2013,14,16	8	0
Palmer	B:1977,80	2	0
Pampa	4A:1998,99	2	0
Panhandle	2A:1984,85	2	0
Paradise	B:1977,78,79,80; 1A:1981,82,83	7	0
Paris	3A:1979; 4A:1981,86	3	0
Paris North Lamar	3A:2003	1	0
Pattonville Prairiland	2A:1996	1	0
Pecos	3A:2003,06	2	0
Petrolia	1A:1976	1	0
Pittsburg	3A:1994	1	0
Plano	4A:1975	1	0
Plano West	5A:2007,08; 6A:2019	3	0
Pleasanton	4A:2016,17	2	0
Ponder	1A:1988	1	0
Port Aransas	1A:2009	1	0
Post	2A:1992,95,96*	3	1
Pottsboro	3A:2019	1	0
Prairie Valley	1A:1987	1	0
Priddy	1A:1994,97	2	0
Prosper	3A:2010,11,12; 4A:2013,14; 5A:2015	6	0
Quanah	B:1974; 2A:1975,87,89,91,92,93,95,96,97,98,99,2017,18,19,21,22	17	0



San Antonio Reagan - 2022 Conference 6A Girls Golf Team Champions



Sonora - 2017 Conference 3A Girls Golf Team Champions

School	Tournament Appearances	Tourn App.	Championships
Quinlan Boles	3A:1981; 2A:2021,22,23	4	0
Quitman	2A:2012,13	2	0
Rankin	1A:1977,78*,82,83,84	5	1
Raymondville	4A:1986,87	2	0
Refugio	2A:1991,98,99,2004,05*	5	1
Richardson Pearce	4A:1976,2002	2	0
Richland Springs	1A:2019	1	0
River Oaks Castleberry	3A:1979	1	0
Robert Lee	1A:1991,92,93,94*,95,96,97,98,2000,06,07,11,13,16,17,18,19*,21*,22*	19	4
Robinson	3A:2003,04	2	0
Rochelle	1A:2023	1	0
Rockdale	2A:1978,80; 3A:1981,82,2015,16,17,18	8	0
Rocksprings	1A:1998	1	0
Rosebud-Lott	2A:2018	1	0
Rosenberg Lamar Consolidated	4A:1975,79	2	0
Rotan	B:1975,76	2	0
Round Rock Westwood	5A:1982*,83,84*,85,86,89*,90*,91*,92,93,95,97,2001,03	14	5
Runge	1A:1987,88,89,90,91,92,95,2015,16	9	0
Sabinal	1A:1998,99,2000,01,02,06,07	7	0
Salado	B:1978,79,80; 1A:1981,82*,83,84,85; 2A:2001,02*,03*,06*,07,08,09,10*,13*,14; 4A:2017,18,19,21,22,23	24	6
San Angelo Central	5A:1988,90,94*,95,96,2002	6	1
San Antonio Alamo Heights	4A:2014; 5A:2015,19,21*,22,23*	6	2
San Antonio Churchill	5A:1992,93,94,95,96*,97*,98*,99*,2000*,07,11; 6A:2015	12	5
San Antonio East Central	3A:1975*,76,78	3	1
San Antonio Johnson	5A:2012,13; 6A:2016,19	4	0
San Antonio Lackland	1A:1976,77	2	0
San Antonio Lee	5A:1990,91	2	0
San Antonio MacArthur	1A:1974; 4A:1979; 5A:2005,06,10	5	0
San Antonio Reagan	5A:2001,02,05,07,11,12,13,14; 6A:2015,16,17,18,21,22*,23	15	1
San Antonio Roosevelt	1A:1974*; 4A:1975,76,77; 5A:1989	5	1




GIRLS GOLF


ALL-TIME STATE TOURNAMENT APPEARANCES

* - State Champion

School	Tournament Appearances	Tourn App.	Championships
San Antonio Southside	4A:2001,02,03	3	0
San Augustine	3A:1988	1	0
San Saba	1A:1979,80; 2A:1981,82,83,84,85,90,91,92,93,94,95,2003,04,05,06,07,08,15,16	21	0
Sanderson	1A:1994,95,96	3	0
Sanger	3A:1983,2009	2	0
Santo	B:1976,77,78*,79*,80; 2A:2015,16	7	2
Schulenburg	2A:1992,93,94,95*,96,97	6	1
Sealy	3A:1984,86,89,99,2000,01,02,05,10,13	10	0
Seguin	5A:1991,92	2	0
Seminole	3A:1988; 4A:2017,18,22,23	5	0
Seymour	2A:1979,80,81,82,88	5	0
Shallowater	3A:2018	1	0
Shamrock	1A:1997,2001,03,04,05,06*,10,18	8	1
Sherman	4A:1995	1	0
Shiner	2A:2023	1	0
Sierra Blanca	1A:2015	1	0
Silsbee	4A:1987,90	2	0
Simms Bowie	1A:2009	1	0
Slaton	3A:1985	1	0
Snyder	4A:1982,84,86*,87,90,94,95,96,97*,98,99,2000,01,02; 3A:2003*,04,05,06,07,12,13,14; 4A:2015	23	3
Sonora	3A:1994; 2A:1999,2003,04,05,12*,13,14*; 3A:2015*,16*,17*,18; 2A:2023	13	5
Southlake Carroll	4A:1999,2000; 5A:2007,08*,09*,13,14; 6A:2015,16,17,18,19,21,22,23	14	2
Spearman	B:1974; 2A:1975*,90	3	1
Splendora	3A:2014	1	0
Stanton	1A:1975,76; 2A:1988	3	0
Sterling City	1A:2019	1	0
Stratford	2A:1991,2019,21	3	0
Sulphur Springs	4A:1981,83,84,85,86,87,88,89,90,91,92,2023	12	0
Sundown	1A:1982,83*,85	3	1
Sunnyvale	2A:2014; 3A:2015,16	3	0



Garden City - 2023 Conference 1A Girls Golf Team Champions




Robert Lee - 2021 Conference 1A Girls Golf Team Champions

GIRLS GOLF

ALL-TIME STATE TOURNAMENT APPEARANCES



* - State Champion



Wall - 2022 Conference 3A Girls Golf Team Champions



Wall - 2023 Conference 3A Girls Golf Team Champions

School	Tournament Appearances	Tourn App.	Championships
Sweetwater	4A:1981; 3A:2005	2	0
Tatum	1A:1975,76,77,78,79; 3A:2023	6	0
Temple	5A:1986,87,88,89,93	5	0
Tenaha	1A:1989,91,92,93,94,96	6	0
Texarkana Texas	4A:2013,14; 5A:2015	3	0
Thrall	2A:2015,17	2	0
Throckmorton	1A:1983,86,87,88,89,90,99,2001,02,03*,04,05,06,15,21,23	17	1
Tilden McMullen County	1A:2019,21,22	3	0
Tioga	1A:2015,16,17,18	4	0
Tolar	1A:2004	1	0
Tomball	6A:2023	1	0
Troup	2A:1981,82,87	3	0
Tulia	3A:1981,82,83,84	4	0
Tuscola Jim Ned	2A:2011*,12,13,14	4	1
Tyler Lee	4A:1979,94,96	3	0
Universal City Randolph	2A:1977,78	2	0
Utopia	1A:2002,03,04,05,10,11,12,14,15,16*,17,21,23	13	0
Uvalde	4A:1988,89,90	3	0
Van Alstyne	2A:2000	1	0
Vanderbilt Industrial	2A:1985,86	2	0
Vega	1A:1993,97,99,2013; 2A:2018,19	6	0
Venus	B:1979,80	2	0
Veribest	1A:2021,22,23	3	0
Victoria	4A:1980; 5A:1983,89,99,2000,01,06	7	0
Victoria East	5A:2017	1	0
Victoria Memorial	5A:2001,02,03,04*	4	1
Waco Midway	3A:1975,76; 4A:2001,07,11	5	0
Wall	2A:2006,07*,08*,09*; 3A:2017,21*,22*,23*	8	6
Wallis Brazos	1A:1975; 2A:1996	2	0
Warren	2A:2002,05,10	3	0
Weimar	2A:1987,88,89*,2000,12,13,14*,16,17,18	10	2



GIRLS GOLF

ALL-TIME STATE TOURNAMENT APPEARANCES

* - State Champion

<u>School</u>	<u>Tournament Appearances</u>	<u>Tourn App.</u>	<u>Championships</u>
West	3A:2021,22,23	3	0
Wellington	1A:2005,06,08,14; 2A:2015,16*,17	7	1
Wharton	4A:1985,91,92,93	4	0
Wheeler	1A:1988,89; 2A:1994; 1A:1995*,96*,98	6	2
White Deer	1A:2015	1	0
Whitesboro	3A:1998	1	0
Whitewright	1A:1990	1	0
Wildorado	1A:2023	1	0
Willis	B:1974; 5A:2018	2	0
Wimberley	4A:2015,16	2	0
Wink	1A:1980,81,2015*,16; 2A:2021,22,23	7	1
Wolfforth Frenship	4A:2007,13	2	0
Woodsboro	1A:2012	1	0
Woodlands College Park	6A:2021,22	2	0
Yoakum	3A:1982,83,84*,85,86,87,89,90*,91*,92*,93*,94,95*,96*,97,98,99,2000,01,02,03,04*,05,06,07,08,09,10,11,12,14,18,19	33	8
Yorktown	2A:1983	1	0
Zapata	3A:2001,02; 4A:2018	3	0



Fort Worth Paschal - 2005 Conference 5A Boys Golf Team Champions

First year of UIL competition: 1948-49

Tournament Format

Individual titles are decided by lowest individual score. For team titles, the lowest four scores from teams of five each round are combined to determine a team score. The lowest team score shall be declared the champion.

State Tournament Structure


The state tournament began with the top team and top individual not on the advancing team qualifying for state. From 1973-2012, the top two teams and top two individuals at regionals not already on advancing teams qualified for the state tournament. In 2013, the top three teams and top three individuals at regionals not already on advancing teams qualified for the state tournament.

Evolution of UIL Boys Golf State Tournament

Season	Conference(s)
1949	CITY
1950	2A, CITY
1951-58	2A, 1A, B
1959-80	4A, 3A, 2A, 1A, B
1981-2014	5A, 4A, 3A, 2A, 1A
2015-	6A, 5A, 4A, 3A, 2A, 1A

Location History

Various courses have been used throughout the history of the state tournament. Besides the first two years of the state tournament, courses used have been in the Greater Austin Area. Current courses utilized are: Legacy Hills GC (Georgetown), White Wing GC (Georgetown), Legends GC (Kingsland), Jimmy Clay GC (Austin), Lions Municipal GC (Austin) and Plum Creek GC (Kyle).



Argyle - 2017 Conference 4A Boys Golf Team Champions

TEAM CHAMPIONS

2023

- 6A-Austin Westlake-573 (-3)
- 5A-Montgomery Lake Creek-595 (+19)
- 4A-Canyon Randall-603 (+27)
- 3A-Callisburg-613 (+27)
- 2A-Lindsay-617 (+49)
- 1A-Wildorado-694 (+126)

2022

- 6A-Austin Westlake-565 (-11)
- 5A-Austin Anderson-587 (+11)
- 4A-Argyle-592 (+16)
- 3A-Brock-626 (+50)
- 2A-Lindsay-684 (+116)
- 1A-Jonesboro-671 (+103)

2021

- 6A-Austin Westlake-568 (-8)
- 5A-Dallas Highland Park-585 (+9)
- 4A-Argyle-442 (+16)*
- 3A-Brock-639 (+63)
- 2A-Normangee-522 (+90)*
- 1A-Sterling City-749 (+181)

* - 27 holes

2020

(Cancelled due to COVID-19 Pandemic)

2019

- 6A-Austin Westlake-565 (-11)
- 5A-Dallas Highland Park-581 (+5)
- 4A-Monahans-608 (+40)
- 3A-Columbus-627 (+59)
- 2A-Goldthwaite-618 (+50)

- 1A-Garden City-710 (+142)

2018

- 6A-Austin Westlake-573 (-3)
- 5A-Dallas Highland Park-564 (-12)
- 4A-Monahans-615 (+27)
- 3A-Pottsboro-621 (+45)
- 2A-Grapeland-626 (+50)
- 1A-Garden City-706 (+138)

2017

- 6A-Austin Westlake-572 (-4)
- 5A-Dallas Highland Park-591 (+15)
- 4A-Argyle-633 (+57)
- 3A-Troup-621 (+45)
- 2A-Grapeland-600 (+32)
- 1A-Happy-638 (+70)

2016

- 6A-Plano West-580 (+4)
- 5A-Austin Vandegrift-572 (-4)
- 4A-Argyle-605 (+45)
- 3A-Brock-624 (+48)
- 2A-Normangee-602 (+34)
- 1A-Happy-673 (+105)

2015

- 6A-Southlake Carroll-588 (+12)
- 5A-Austin Vandegrift-614 (+38)
- 4A-Argyle-612 (+52)
- 3A-Brock-662 (+86)
- 2A-Normangee-630 (+62)
- 1A-Throckmorton-663 (+95)

2014

- 5A-Austin Westlake-575 (+15)
- 4A-Austin Vandegrift-584 (+16)

- 3A-Andrews-638 (+62)
- 2A-Salado-641 (+73)
- 1A-Weimar-653 (+85)

2013

- 5A-Austin Lake Travis-571 (-5)
- 4A-Dallas Highland Park-560 (E)
- 3A-Andrews-631 (+55)
- 2A-Holliday-687 (+119)
- 1A-Weimar-683 (+115)

2012

- 5A-Conroe The Woodlands-571 (+11)
- 4A-Austin Lake Travis-588 (+12)
- 3A-Fredericksburg-615 (+39)
- 2A-Weimar (A)-613 (+45)
- 1A-Rankin-665 (+97)

2011

- 5A-Mansfield-575 (-1)
- 4A-Austin Lake Travis-596 (+20)
- 3A-Prosper-605 (+37)
- 2A-Wall-640 (+72)
- 1A-Robert Lee-626 (+50)

2010

- 5A-Austin Westlake-427*
- 4A-Dallas Highland Park-612 (+36)
- 3A-Texarkana Pleasant Grove-443*
- 2A-Quitman-662 (+94)
- 1A-Robert Lee-655 (+79)

* - 27 holes

2009

- 5A-Austin Westlake-575 (-1)
- 4A-Richardson Pearce-582 (+6)
- 3A-Gatesville-606 (+38)
- 2A-Salado-606 (+38)
- 1A-Robert Lee-627 (+51)

2008

- 5A-Plano West-595 (+19)
- 4A-Dallas Highland Park-595 (+19)
- 3A-Graham-597 (+29)
- 2A-Salado-619 (+51)
- 1A-Robert Lee-658 (+82)

2007

- 5A-Conroe The Woodlands-566 (-2)&
- 4A-Aledo-564 (-4)
- 3A-Castroville Medina Valley-596 (+20)
- 2A-Edgewood-619 (+43)
- 1A-La Rue La Poyner-654 (+86)
- & - Won Playoff

2006

- 5A-Fort Worth Paschal-578 (+2)&
- 4A-Dallas Highland Park-566 (-10)
- 3A-Palestine-594 (+18)



2A-Edgewood-627 (+51)
1A-Throckmorton-653 (+77)
& - Won Playoff

2005

5A-Conroe The Woodlands-561 (-7)
4A-Dallas Highland Park-580 (+12)
3A-Palestine-605 (+29)
2A-Jacksboro-631 (+55)
1A-Iraan-632 (+56)

2004

5A-Southlake Carroll-575 (+7)
4A-Dallas Highland Park-549 (-19)
3A-Slaton-635 (+59)
2A-Three Rivers-613 (+37)
1A-Iraan-631 (+64)

2003

5A-Fort Bend Elkins-583 (+16)
4A-Dallas Highland Park-559 (-9)
3A-Snyder-621 (+45)
2A-Three Rivers-608 (+32)
1A-Memphis-624 (+50)

2002

5A-Conroe The Woodlands-575 (+7)
4A-Dallas Highland Park-588 (+20)
3A-Perryton-627 (+51)
2A-Memphis-640 (+64)
1A-Throckmorton-646 (+70)

2001

5A-Austin Westlake-564 (-4)
4A-Dallas Highland Park-574 (+6)
3A-Sweetwater-619 (+43)
2A-Olney-625 (+49)
1A-Wheeler-653 (+77)

2000

5A-Lubbock Coronado-595 (+27)
4A-Dallas Highland Park (Blue)-575 (+7)
3A-Hardin-Jefferson-600 (+32)
2A-Olney-646 (+78)
1A-Wheeler-651 (+75)

1999

5A-Austin Westlake-578 (+10)
4A-Andrews-584 (+16)
3A-Hardin-Jefferson-598 (+30)
2A-Hamilton-620 (+52)
1A-Sterling City-326 (+38)**
** - 18 holes

1998

5A-San Antonio Churchill-568 (E)&
4A-Austin Anderson-568 (E)
3A-Mexia-608 (+40)
2A-Hamilton-605 (+37)

1A-Shamrock-668 (+92)
& - Won Playoff

1997

5A-San Antonio Churchill-446*
4A-Austin Anderson-588 (+20)
3A-Austin Lake Travis-618 (+50)
2A-Hamilton-623 (+55)
1A-Meridian-663 (+87)
* - 27 holes

1996

5A-Austin Westlake-598 (+30)
4A-Rockwall-585 (+17)
3A-Montgomery-611 (+43)
2A-Baird-649 (+81)
1A-Booker-694 (+18)

1995

5A-El Paso Hanks-580 (+4)
4A-Austin Anderson-607 (+31)
3A-Lindale-611 (+43)
2A-Memphis-640 (+72)
1A-Booker-664 (+88)

1994

5A-Plano-289 (+1)**
4A-Austin Anderson-301 (+13)**
3A-Tulia-644 (+68)
2A-Quanah-659 (+91)
1A-Baird-497*
** - 18 holes
* - 27 holes

1993

5A-Conroe The Woodlands-610 (+34)
4A-Dallas Highland Park-595 (+19)
3A-Graham-632 (+56)
2A-Cisco-642 (+74)
1A-Booker-667 (+99)

1992

5A-El Paso Coronado-607 (+31)
4A-Dallas Highland Park-619 (+43)
3A-Abilene Wylie-623 (+47)
2A-Olney-609 (+41)
1A-Robert Lee-679 (+111)

1991

5A-Richardson Berkner-595 (+19)
4A-Dallas Highland Park-608 (+32)
3A-Texarkana Pleasant Grove-637 (+61)
2A-Weimar-612 (+44)
1A-Robert Lee-693 (+125)

1990

5A-Conroe-633 (+57)
4A-Dallas Highland Park-618 (+42)
3A-Texarkana Pleasant Grove-632 (+56)

2A-Weimar-665 (+97)
1A-Robert Lee-700 (+132)

1989

5A-Plano-602 (+26)
4A-Dallas Highland Park-609 (+33)
3A-Texarkana Pleasant Grove-620 (+44)
2A-China Spring-657 (+89)
1A-Baird-688 (+120)

1988

5A-Dallas Lake Highlands-593 (+17)
4A-Paris-622 (+46)
3A-Mabank-628 (+52)&
2A-China Spring-636 (+68)
1A-Baird-672 (+104)
& - Won Playoff

1987

5A-Humble Kingwood-596 (+20)
4A-Andrews-605 (+29)
3A-Abilene Wylie-613 (+37)
2A-China Spring-628 (+60)
1A-Lago Vista-682 (+114)

1986

5A-Conroe-595 (+19)
4A-Brownwood-626 (+50)
3A-Texarkana Pleasant Grove-639 (+63)
2A-Stanton-664 (+96)
1A-Salado-661 (+93)

1985

5A-Conroe-591 (+15)
4A-Brownwood-606 (+30)
3A-China Spring-604 (+28)
2A-Cooper-656 (+88)
1A-Throckmorton-686 (+118)

1984

5A-Abilene-596 (+20)
4A-Pampa-624 (+48)
3A-China Spring-665 (+97)&
2A-Vanderbilt Industrial-685 (+117)
1A-Salado-701 (+133)
& - Won Playoff

1983

5A-Abilene Cooper-586 (+10)
4A-Paris-616 (+40)
3A-Hardin-Jefferson-620 (+52)
2A-San Saba-647 (+79)
1A-Salado-669 (+101)

1982

5A-Abilene Cooper-590 (+14)
4A-Paris-617 (+41)
3A-Hardin-Jefferson-462*
2A-San Saba-486*



1A-Salado-503*

* - 27 holes

1981

- 5A-Fort Bend Dulles-585 (+9)
- 4A-Paris-632 (+56)
- 3A-Hardin-Jefferson-640 (+72)
- 2A-Mart-661 (+93)
- 1A-Salado-677 (+109)

1980

- 4A-Fort Bend Dulles-590 (+14)
- 3A-Austin Westlake-620 (+44)
- 2A-Hardin-Jefferson-462*
- 1A-Bullard-489*
- B-Throckmorton-494*

* - 27 holes

1979

- 4A-Humble-616 (+40)
- 3A-Paris-634 (+58)
- 2A-Hardin-Jefferson-655 (+79)
- 1A-Dublin-660 (+92)
- B-Throckmorton-693 (+125)

1978

- 4A-Austin Johnson-600 (+24)
- 3A-Round Rock-613 (+37)
- 2A-Hardin-Jefferson-618 (+42)
- 1A-Aledo-655 (+79)
- B-Throckmorton-675 (+99)

1977

- 4A-Dallas Highland Park-605 (+29)
- 3A-Fort Stockton-627 (+51)&
- 2A-Decatur-623 (+47)
- 1A-Rankin-657 (+81)
- B-Throckmorton-690 (+114)
- & - Won Playoff

1976

- 4A-Odessa Permian-622 (+46)
- 3A-Hardin-Jefferson-645 (+69)
- 2A-Decatur-668 (+92)
- 1A-Rankin-662 (+86)
- B-Bullard-729 (+153)

1975

- 4A-San Angelo Central-607 (+31)
- 3A-Houston Eisenhower-620 (+44)
- 2A-McCamey-650 (+74)
- 1A-Rankin-646 (+70)
- B-Bronte-700 (+124)

1974

- 4A-Fort Worth Arlington Heights-594 (+18)
- 3A-Athens-622 (+46)
- 2A-Houston Eisenhower-652 (+76)
- 1A-Rankin-652 (+76)



Beaumont Forest Park - 1968 Conference 3A Boys Golf Team Champions

B-Booker-700 (+124)

1973

- 4A-Fort Worth Arlington Heights-613 (+37)
- 3A-Sweetwater-637 (+61)
- 2A-Boling-638 (+62)
- 1A-Rankin-634 (+66)
- B-Salado-711 (+43)

1972

- 4A-Corpus Christi King-618 (+42)
- 3A-Sweetwater-637 (+61)
- 2A-Boling-655 (+79)
- 1A-Iraan-672 (+104)
- B-Forsan-719 (+151)

1971

- 4A-Fort Worth Paschal-616 (+40)
- 3A-Monahans-657 (+81)
- 2A-Hardin-Jefferson-652 (+76)
- 1A-Nocona-654 (+86)
- B-Anton-683 (+115)

1970

- 4A-San Antonio Alamo Heights-615 (+39)
- 3A-Monahans-660 (+84)
- 2A-Hardin-Jefferson-668 (+92)
- 1A-Weimar-673 (+105)
- B-Alief-753 (+185)

1969

- 4A-Austin High-585 (+9)
- 3A-College Station A&M Consolidated-631 (+55)
- 2A-Daingerfield-658 (+82)
- 1A-Weimar-644 (+76)
- B-Bronte-693 (+125)

1968

- 4A-San Antonio Alamo Heights-616 (+40)
- 3A-Beaumont Forest Park-640 (+64)
- 2A-Jacksboro-668 (+92)
- 1A-McLean-666 (+98)
- B-Anna-767 (+199)

1967

- 4A-Dallas Adams-616 (+40)
- 3A-Seguin-645 (+69)
- 2A-Jacksboro-660 (+84)
- 1A-Albany-656 (+88)
- B-Richland Springs-738 (+170)

1966

- 4A-San Antonio LEE-633 (+57)
- 3A-Seguin-646 (+70)
- 2A-Alpine-669 (+93)
- 1A-Memphis-679 (+111)
- B-Overton-696 (+128)

1965

- 4A-San Antonio Alamo Heights-609 (+33)
- 3A-Seguin-628 (+52)
- 2A-Jacksboro-658 (+90)
- 1A-Big Lake Reagan County-662 (+94)
- B-Shallowater-732 (+70)

1964

- 4A-San Antonio Alamo Heights-605 (+37)
- 3A-Seguin-628 (+60)
- 2A-Brady-637 (+69)
- 1A-Bastrop-654 (+86)
- B-Menard-692 (+124)

1963

- 4A-San Antonio Alamo Heights-602 (+34)



- 3A-Seguin-635 (+67)
- 2A-Jacksboro-627 (+59)
- 1A-Big Lake Reagan County-698 (+120)
- B-Gladewater Sabine-675 (+107)

1962

- 4A-Fort Worth Arlington Heights-619 (+51)
- 3A-Conroe-628 (+60)
- 2A-Brady-648 (+80)
- 1A-Del Valle-666 (+98)
- B-Gladewater Sabine-684 (+116)

1961

- 4A-Fort Worth Paschal-618 (+50)
- 3A-Conroe-641 (+73)
- 2A-Columbus-663 (+95)
- 1A-Eagle Lake-660 (+92)
- B-Gladewater Sabine-750 (+182)

1960

- 4A-Texas City-598 (+20)
- 3A-Andrews-643 (+75)
- 2A-Brady-645 (+77)
- 1A-Elgin-671 (+103)
- B-Wink-768 (+220)

1959

- 4A-Austin-584 (+16)
- 3A-Tyler Legacy-604 (+36)
- 2A-Terrell-647 (+79)
- 1A-Elgin-647 (+79)
- B-Wink-712 (+144)

1958

- 2A-Austin-611 (+43)
- 1A-Shamrock-641 (+73)
- B-Bastrop-700 (+132)

1957

- 2A-Austin-620 (+52)
- 1A-Del Rio-643 (+75)
- B-Wink-724 (+156)

1956

- 2A-San Antonio Alamo Heights-621 (+53)
- 1A-Athens-616 (+48)
- B-Ranger-689 (+121)

1955

- 2A-Brownwood-609 (+41)
- 1A-Longview Pine Tree-627 (+59)
- B-McCamey-715 (+147)

1954

- 2A-Amarillo-606 (+38)
- 1A-Stamford-624 (+56)
- B-Iraan-723 (+155)

1953

- 2A-Houston Lamar-613 (+45)
- 1A-San Marcos-632 (+64)
- B-Longview Pine Tree-655 (+87)

1952

- 2A-Houston Lamar-618 (+50)
- 1A-Lampasas-657 (+89)
- B-Longview Pine Tree-667 (+99)

1951

- 2A-Dallas Highland Park-602 (+34)
- 1A-Lampasas-680 (+112)
- B-Longview Pine Tree-727 (+159)

1950

- CITY-San Antonio Alamo Heights-658 (+82)
- 2A-Dallas Highland Park-637 (+61)

1949

- CITY-Houston Lamar-612 (+36)

TEAM RECORDS

MOST STATE CHAMPIONSHIPS

Overall

1. Dallas Highland Park (1950-51,77,1989-93, 2001-03,2005-06,08,10,13,17-19, 21) 20
2. Austin Westlake (1980,96,99,2001,2009-10, 12,2017-19, 21-23) 13
3. Hardin-Jefferson (1970-71,76,1978-80, 1981-83,1999-00) 11
- Salado (1973,1981-84,86,2008-09,14) 9
5. Throckmorton (1977-80,85,2002,06,15) 8
6. San Antonio Alamo Heights (1950,56, 1963-65,68,70) 7
- Weimar (1969-70,1990-91,2012,2013-14) 7
- Robert Lee (1990-92,2008-11) 7
9. Rankin (1973-77,2012) 6
10. Seven teams tied 5

6A

1. Austin Westlake (1980,96,99,2001,2009-10, 12,2017-19, 21-23) 13
2. Austin Lake Travis (1997,2011,13) 4
- Conroe The Woodlands (1993,2002,05,12) 4
- Fort Worth Paschal (1961,71,2006-07) 4
5. Austin Vandegrift (2014-16) 3
6. Six teams tied 2

5A

1. Dallas Highland Park (1950-51,77,1989-93, 2001-03,2005-06,08,10,13,17-19,21) 20
2. San Antonio Alamo Heights (1950,56, 1963-65,68,70) 7
3. Austin Anderson (1994-95,1997-98, 2022) 5
- Seguin (1963-67) 5
5. Abilene Cooper (1982-84) 3

- Fort Worth Arlington Heights (1962,1973-74) 3
- 7. Abilene Wylie (1987,92) 2
- Aledo (1978,2007) 2
- 9. 11 teams tied 1

4A

1. Hardin-Jefferson (1970-71,76,1978-80, 1981-83,1999-00) 11
2. Salado (1973,1981-84,86,2008-09,14) 9
3. Argyle (2015-17, 21-22) 5
- China Spring (1984-85,1987-89) 5
- Paris (1979,1981-83,88) 5
- Texarkana Pleasant Grove (1986,1989-91, 2010) 5
7. Monahans (1970-71,2018-19) 4
8. Sweetwater (1972-73,2001) 3
9. Six teams tied 2

3A

1. Jacksboro (1963,65,1967-68,2005) 5
2. Brock (2015-16, 21-22) 4
3. Brady (1960,62,64) 3
- Gladewater (1961-63) 3
- Hamilton (1997-99) 3
6. Big Lake Reagan County (1963,65) 2
- Boling (1972-73) 2
- Columbus (1961,2019) 2
- Edgewood (2006-07) 2
10. 18 teams tied 1

2A

1. Weimar (1969-70,1990-91,2012,2013-14) 7
2. Memphis (1966,95,2002-03) 4
3. Normangee (2015-16,21) 3
- Olney (1992,2000-01) 3
5. Grapeland (2017-18) 2
- Lindsay (2022-23) 2
- San Saba (1982-83) 2
- Three Rivers (2003-04) 2
- Wheeler (2000-01) 2
10. Eight teams tied 1

1A

1. Throckmorton (1977-80,85,2002,06,15) 8
2. Robert Lee (1990-92,2008-11) 7
3. Rankin (1973-77,2012) 6
4. Baird (1988-89,94,96) 4
5. Bronte (1969,75) 2
- Garden City (2018-19) 2
- Sterling City (1999,2022) 2
8. Nine teams tied 1

MOST MEDALS

Overall

1. Dallas Highland Park (19-G, 7-S, 4-B) 30
2. Austin Westlake (13-G, 6-S, 5-B) 24
3. Hardin-Jefferson (11-G, 7-S, 2-B) 20
4. Memphis (4-G, 8-S, 5-B) 17
5. Throckmorton (8-G, 5-S, 3-B) 16



BOYS GOLF

RECORDBOOK - INDIVIDUAL STATE CHAMPIONS

- 6. Weimar (7-G, 4-S, 4-B) 15
- 7. Salado (9-G, 2-S, 3-B) 14
- 8. Texarkana Pleasant Grove (5-G, 6-S, 2-B) 13
- 9. Olney (3-G, 6-S, 2-B) 11
- Robert Lee (7-G, 3-S, 1-B) 11

6A

- 1. Austin Westlake (13-G, 6-S, 5-B) 24
- 2. Southlake Carroll (2-G, 5-S, 3-B) 10
- 4. Austin Lake Travis (3-G, 4-S, 2-B) 9
- 3. Conroe The Woodlands (5-G, 3-S, 1-B) 9
- Austin Vandegrift (3-G, 2-S, 3-B) 8
- Conroe (4-G, 3-S, 1-B) 8
- 7. Humble Kingwood (1-G, 5-S, 1-B) 7
- Mansfield (1-G, 4-S, 2-B) 7
- Plano West (2-G, 1-S, 4-B) 7
- 10. Two teams tied 6

5A

- 1. Dallas Highland Park (19-G, 7-S, 4-B) 30
- 2. San Antonio Alamo Heights (7-G, 1-S, 2-B) 10
- 3. Austin Anderson (5-G, 3-S) 8
- 4. Abilene Wylie (2-G, 4-S, 1-B) 7
- 5. Lindale (1-G, 2-S, 3-B) 6
- Montgomery (1-G, 5-B) 6
- Seguin (5-G, 1-B) 6
- 8. Six teams tied 4

4A

- 1. Hardin-Jefferson (11-G, 7-S, 2-B) 20
- 2. Salado (9-G, 2-S, 3-B) 14
- 3. Texarkana Pleasant Grove (5-G, 6-S, 2-B) 13
- 4. Andrews (4-G, 3-S, 3-B) 10
- 5. Argyle (5-G, 4-S) 9
- 6. Bullard (2-G, 4-S, 1-B) 7
- China Spring (5-G, 1-S, 1-B) 7
- Monahans (4-G, 1-S, 2-B) 7
- Paris (5-G, 1-S, 1-B) 7
- 10. Decatur (2-G, 4-B) 6

3A

- 1. Edgewood (2-G, 1-S, 7-B) 10
- Sonora (7-S, 3-B) 10
- 3. Brock (5-G, 4-S) 9
- 4. Big Lake Reagan County (2-G, 2-S, 4-B) 8
- 5. Jacksboro (5-G, 2-S) 7
- Hamilton (3-G, 3-B) 6
- Troup (1-G, 3-S, 2-B) 6
- 8. Boling (2-G, 1-S, 2-B) 5
- 9. Seven teams tied 4

2A

- 1. Memphis (4-G, 8-S, 5-B) 17
- 2. Weimar (7-G, 4-S, 4-B) 15
- 3. Olney (3-G, 6-S, 2-B) 11
- 4. Albany (1-G, 3-S, 5-B) 9
- 5. Eight teams tied 4

1A

- 1. Throckmorton (8-G, 5-S, 3-B) 16
- 2. Robert Lee (7-G, 3-S, 1-B) 11
- 3. Booker (4-G, 1-S, 5-B) 10
- Rankin (6-G, 4-B) 10
- Robert Lee (6-G, 3-S, 1-B) 10
- 6. Baird (4-G, 2-S, 2-B) 8
- 7. Bronte (2-G, 2-S, 1-B) 5
- 8. Seven teams tied 3

INDIVIDUAL CHAMPIONS 2023

- 6A-Adam Villanueva, Austin Westlake-132 (-12)
- 5A-Thomas Curry, Texarkana Texas-134 (-10)
- 4A-Jaxon Donaldson, Wimberley-136 (-8)
- 3A-Xander Parks, Orangefield-142 (-2)
- 2A-Dylan Ford, Sonora-138 (-4)
- 1A-Will Thomason, Chester-153 (+11)

2022

- 6A-Matt Comegys, Plano West-136 (-8)
- 5A-Keaton Vo, Austin Anderson-133 (-11)
- 4A-Gaven Lane, Argyle-136 (-8)
- 3A-Braden Smith, Lago Vista-147 (+3)
- 2A-Ethan Boggs, Morton-151 (+9)
- 1A-Jeffrey Morse, Jonesboro-153 (+11)

2021

- 6A-Kaelen Dulany, Keller-138 (-6)
- 5A-Preston Cooper, Dal. Highland Park-141 (-3)
- 4A-Jaxon Donaldson, Wimberley-101 (-7)*
- 3A-Carson Wray, Columbus-148 (+4)
- 2A-Warren Taylor, Tahoka-108 (E)*
- 1A-Gatlin Goad, Briscoe Ft. Elliott-147 (+5)
- * - 27 holes

2020

(Cancelled due to COVID-19 Pandemic)

2019

- 6A-Thomas Bockholt, Austin Westlake-139 (-5)&
- 5A-Jun Min Lee, Mission Sharyland-137 (-7)
- 4A-Jack Burke, Little Cypress-Mauriceville-141 (-1)
- 3A-Austyn Reily, Pottsboro-144 (E)
- 2A-Trevor Roquemore, Douglass-141 (-1)&
- 1A-Seth Bearden, Crowell-144 (+2)
- & - Won Playoff

2018

- 6A-Matthew Riedel, Houston Stratford-135 (-9)
- 5A-Trip Carter, Dallas Highland Park-134 (-10)
- 4A-Sam Bennett, Madisonville-142 (-2)
- 3A-Austyn Reily, Pottsboro-137 (-7)
- 2A-Rick Frauenberger, Grapeland-136 (-6)
- 1A-Seth Bearden, Crowell-145 (+3)

2017

- 6A-Parker Coody, Plano West-139 (-5)

- 5A-Scott Roden, Dallas Highland Park-141 (-3)
- 4A-Jaryn Pruitt, Brownwood-141 (-3)
- 3A-Kasey Middleton, Comanche-145 (+1)
- 2A-Rick Frauenberger, Grapeland-139 (-3)
- 1A-Sterling White, Happy-144 (+2)

2016

- 6A-Travis McInroe, Plano West-141 (-3)
- 5A-Cooper Dossey, Austin Vandegrift-135 (-9)
- 4A-Sam Bennett, Madisonville-138 (-2)
- 3A-Will Holcomb V, Crockett-144 (E)
- 2A-Logan Young, Normangee-139 (-3)
- 1A-Luke Kikade, Blanket-150 (+8)

2015

- 6A-Colin Kober, Southlake Carroll-142 (-2)
- 5A-Chandler Phillips, Huntsville-141 (-3)
- 4A-Cole Grona, Fredericksburg-147 (+7)
- 3A-Jacob Lowe, San Antonio Cole-147 (+3)
- 2A-Logan Young, Normangee-138 (-4)
- 1A-Lanham Brown, Throckmorton-148 (+6)

2014

- 5A-Matthew Perrine, Austin Westlake-136 (-4)
- 4A-Scottie Scheffler, Dallas Highland Park-138 (-4)
- 3A-G.K. Morrison, Andrews-149 (+5)&
- 2A-Zach James, Whitesboro-144 (+2)
- 1A-Tanner Thompson, Olney-148 (+6)
- & - Won Playoff

2013

- 5A-Andrew Paysse, Belton-138 (-6)
- 4A-Scottie Scheffler, Dallas Highland Park-135 (-5)
- 3A-James Sandoval, Pleasanton-148 (+4)
- 2A-Dane Hankamer, Salado-156 (+14)
- 1A-Logan Young, Normangee-158 (+16)&
- & - Won Playoff

2012

- 5A-Stratton Nolen, Austin Westlake-140 (E)&
- 4A-Scottie Scheffler, Dallas Highland Park-140 (-4)
- 3A-Kraig Zimmerhanel, Smithville-145 (+1)
- 2A-Jake Blenden, Crawford-142 (E)
- 1A-Jackson Latimer, Martin's Mill-146 (+4)
- & - Won Playoff

2011

- 5A-Jordan Speith, Dallas Jesuit-132 (-8)
- 4A-Joe Beck III, Austin Lake Travis-143 (-1)
- 3A-Sean Romero, Texarkana Pleasant Grove-145 (+3)&
- 2A-Tyson Turnbow, Muleshoe-148 (+6)
- 1A-Logan Phillely, Robert Lee-142 (-2)
- & - Won Playoff

2010

- 5A-Cory Whitsett, Houston Memorial-103*&
- 4A-Curtis Reed, Castroville Medina Valley-143 (-1)
- 3A-Sean Romero, Texarkana Pleasant Grove-101*
- 2A-Zeb Littlefield, Millsap-152 (+10)



1A-Logan Philley, Robert Lee-149 (+5)
& - *Won Playoff*
* - 27 holes

2009

5A-Jordan Speith, Dallas Jesuit-139 (-5)
4A-Cody Gribble, Dallas Highland Park-135 (-9)
3A-Jacob Torans, Devine-141 (-1)
2A-Ryan O'Rear, Salado-143 (+1)
1A-Logan Philley, Robert Lee-140 (-4)

2008

5A-Cory Whitsett, Houston Memorial-141 (-3)
4A-Cody Gribble, Dallas Highland Park, 140 (-4)
3A-Chase Chapman, Robinson-141 (-1)
2A-Ryan O'Rear, Salado-140 (-2)
1A-Ruston Boyd, Grapeland-151 (+7)

2007

5A-Blake Redmond, Fort Bend Clements-133 (-9)
4A-Adam Wennerstrom, Austin Lake Travis-137 (-5)
3A-Curtis Reed, Castroville Medina Valley-145 (+1)&
2A-Ryan O'Rear, Salado-142 (-2)
1A-Daniel Gibbins, La Rue La Poynor-150 (+8)
& - *Won Playoff*

2006

5A-Matt Harvey, Georgetown-135 (-7)
4A-Dustin Morris, Crosby-138 (-4)
3A-Joseph Totah, Palestine-145 (+1)
2A-Travis Klutts, Callisburg-145 (+1)
1A-Chris Schroeder, Riesel-146 (+2)

2005

5A-Bronson Burgoon, Conroe The Woodlands-130 (-12)
4A-Sang Yi, Lewisville Hebron-131 (-11)
3A-Matthew Oates, Diboll-145 (+1)
2A-Colton Williams, Jacksboro-148 (+4)
1A-Blaine Weiterman, Overton-143 (-1)

2004

5A-Lance Lopez, Fort Bend Elkins-138 (-4)
4A-Charlie Holland, Dallas Highland Park-136 (-6)&
3A-Jeremy Martin, Slaton-150 (+6)
2A-Colton Williams, Jacksboro-145 (+1)
1A-Michael Hills, Utopia-144 (+2)
& - *Won Playoff*

2003

5A-Bronson Burgoon, Conroe The Woodlands-138 (-4)&
4A-Will Osborne, Wichita Falls-137 (-5)
3A-Colt Knost, Pilot Point-145 (+1)
2A-Jeremy Miller, Moody-141 (-3)
1A-Kevin Doskocil, Abbott-148 (+4)
& - *Won Playoff*

2002

5A-Jeff Bell, Plano West-140 (-2)
4A-Josh Price, Marble Falls-144 (+2)

3A-Trey Todd, Abilene Wylie-146 (+2)
2A-Bobby Hutcherson, Memphis-145 (+1)
1A-Johnathan Burpo, Dodd City-153 (+9)

2001

5A-Tyler Duncan, Austin Westlake-137 (-5)
4A-Ryan Baca, Rosenberg Lamar Consolidated-134 (-8)
3A-Trey Todd, Abilene Wylie-148 (+4)
2A-Brandon Weir, Gilmer Harmony-144 (E)
1A-Thumper Galyean, Paducah-152 (+8)



Jessie Sosa - El Paso Hanks

2000

5A-J.J. Killen, Lubbock Coronado-141 (-1)&
4A-Scott Abbott, Dallas Highland Park-140 (-2)
3A-Brett Ashmore, Hardin-Jefferson-147 (+5)
2A-Rory Smith, Big Sandy-146 (+4)
1A-Bubba Bailey, Memphis-150 (+6)&
& - *Won Playoff*

1999

5A-Hunter Mahan, McKinney-138 (-4)
4A-Dan Floyd, Longview Pine Tree-141 (-1)&
3A-Brett Callas, Huffman-136 (-6)
2A-Aaron Gardner, Hamilton-141 (-1)
1A-Bubba Bailey, Memphis-70 (-2)
& - *Won Playoff*

1998

5A-Martin Flores, San Antonio Clark-137 (-5)
4A-Troy Matteson, Austin Anderson-135 (-7)
3A-Ryan Hancock, Mexia-143 (+1)
2A-Michael Pruitt, Idalou-138 (-4)
1A-Rodney Laskowski, Anderson-152 (+8)

1997

5A-Worth Williams, Rockwall-107*
4A-Troy Matteson, Austin Anderson-140 (-2)
3A-Ryan Hancock, Mexia-149 (+7)
2A-Michael Pruitt, Idalou-136 (-6)
1A-Chris Baker, Marfa-155 (+11)
* - 27 holes

1996

5A-Robert Ryder, Mansfield-146 (+4)&
4A-Ed Loar, Rockwall-140 (-2)&
3A-Chad Wallace, Liberty-144 (+2)
2A-Michael Pruitt, Idalou-134 (-8)
1A-Wayne Warren, Normangee-159 (+15)&
& - *Won Playoff*

1995

5A-Jessie Sosa, El Paso Hanks-142 (-2)
4A-Mark McEntire, Austin Anderson-148 (+4)&
3A-Joran Meeks, Hamshire-Fannett-144 (+2)
2A-Michael Pruitt, Idalou-146 (+4)
1A-Nic Ketcherside, Farwell-158 (+14)
& - *Won Playoff*

1994

5A-Brad Elder, Plano-67 (-5)**
4A-Brandt Kieschnick, Bay City-71 (-1)**
3A-Jarrett Patterson, Texark. Pleasant Grove-110 (+2)*
2A-Jamie Nickelson, Franklin-151 (+9)
1A-John Miller, Shamrock-105*
* - 27 holes
** - 18 holes

1993

5A-Patrick Malone, Humble Kingwood-142 (-2)
4A-Greg Harper, Austin Anderson-144 (E)&
3A-Marcus Jones, Graham-143 (-1)
2A-James Nickelson, Franklin-145 (+3)
1A-Tye Barton, Baird-155 (+13)&
& - *Won Playoff*

1992

5A-Deron Zinneker, Round Rock-143 (-1)
4A-Chad Campbell, Andrews-146 (+2)
3A-Bud Still, Diboll-137 (-7)
2A-Stephen Price, Olney-147 (+5)
1A-Johnny Miller, Shamrock-152 (+10)

1991

5A-Grant Masson, Richardson Berkner-144 (E)
4A-Trip Kuehne, Dallas Highland Park-142 (-2)
3A-Marcus Jones, Graham-148 (+4)
2A-Aaron Grohmann, Weimar-147 (+5)
1A-Elijio Ramirez Jr., San Isidrio-149 (+7)

1990

5A-Justin Leonard, Rich. Lake Highlands-144 (E)
4A-Trip Kuehne, Dallas Highland Park-147 (+3)



3A-Robin Deaton, Lindale-147 (+3)
2A-Tim James, Edgewood-156 (+14)
1A-Brandon Herber, Whitewright-154 (+12)

1989

5A-Justin Leonard, Rich. Lake Highlands-142 (-2)
4A-Allan Bratton, CS A&M Consolidated-145 (+1)
3A-Jaxon Brigman, Abilene Wylie-147 (+3)&
2A-Bryan Lightfoot, Hamilton-149 (+7)
1A-Brandon Herber, Whitewright-150 (+8)
& - *Won Playoff*

1988

5A-Tom Hemker, Rich. Lake Highlands-142 (-2)
4A-Jayson Hill, Rockwall-148 (+4)&
3A-Jaxon Brigman, Abilene Wylie-139 (-5)
2A-Terry Nightingale-China Spring-150 (+8)
1A-John Lyons-Lago Vista-155 (+13)
& - *Won Playoff*

1987

5A-Brad McCollum, Plano-140 (-4)
4A-Mike McCaffrey, Sulphur Springs-143 (-1)
3A-Jaxon Brigman, Abilene Wylie-150 (+6)
2A-Gary Schoen, Hamilton-149 (+7)
1A-John Lyons, Lago Vista-154 (+12)

1986

5A-Bo Beard, Conroe-140 (-4)
4A-Kyle Jerome, Liberty-150 (+6)&
3A-Bo Cooper, Sanger-146 (+2)
2A-Craig Koch, Ranger-143 (+1)
1A-David Preston, Salado-156 (+14)
& - *Won Playoff*

1985

5A-David White, Conroe-141 (-3)
4A-Kyle Jerome, Liberty-144 (E)
3A-Jeff Linnstaedter, China Spring-144 (E)&
2A-Kevin Gracie, Troup-152 (+10)
1A-Mike Kelley, Slidell-159 (+17)
& - *Won Playoff*

1984

5A-Brian Watts, Carrollton Smith-139 (-5)
4A-Paul McIntire, Pampa-149 (+5)
3A-Scott Malloch, Hardin-Jefferson-155 (+13)
2A-Kelly Edwards, Vanderbilt Industrial/Kevin Gracie, Troup-160 (+18)
1A-David Preston, Salado-165 (+23)

1983

5A-Bob Estes, Abilene Cooper-142 (-2)
4A-Ricky Bell, Mansfield-149 (+5)&
3A-Trey Tyner, Hardin-Jefferson-144 (+2)
2A-Sam Peldger, San Saba-158 (+16)
1A-Chris Shive, Lago Vista-158 (+16)
& - *Won Playoff*

1982

5A-Jeff Maggert, Conroe McCullough-144 (E)&
4A-Rouge Baecker, Crosby-147 (+3)
3A-Blair Manasse, Hardin-Jefferson-107*
2A-Hayden Merket, Hamlin-114*
1A-Robert Schenkel, Salado-119*
& - *Won Playoff*
* - 27 holes

1981

5A-Arthur Lopez, Fort Bend Dulles-143 (+1)
4A-Darin Patrizi, Crosby-154 (+10)&
3A-Daryl Burttschell, Comanche-149 (+7)
2A-Bill Boy Bryant, Dublin-147 (+5)
1A-David Harvell, Salado-160 (+18)
& - *Won Playoff*

1980

4A-Ignacio DeLeon, Sugar Land Dulles-141 (-3)
3A-Mark Dees, Paris-146 (+2)
2A-Billy Bruno, Hardin-Jefferson-110*
1A-Bill Boy Bryant, Dublin-106*
B-Brad Whatley, Darrouzett-114*
* - 27 holes

1979

4A-Todd Mavis, Humble-147 (+3)
3A-Donnie Kelly, Belton-148 (+4)
2A-Billy Bruno, Hardin-Jefferson-156 (+12)
1A-Kyle McCardle, Clint-151 (+9)
B-Gregg Scarlett, Throckmorton-158 (+16)

1978

4A-Greg Chapman, Austin Johnson-144 (E)
3A-Mike Ray, Borger-145 (+1)
2A-Billy Bruno, Hardin-Jefferson-145 (+1)
1A-Bill Boy Bryant, Dublin-149 (+5)
B-Gregg Scarlett, Throckmorton-158 (+14)

1977

4A-Barry Ratcliff, Houston Clear Lake-145 (+1)
3A-Blaine McCallister, Fort Stockton-149 (+5)
2A-Jerry Collins, Devine-152 (+8)
1A-David Burden, Clifton-155 (+11)&
B-Gregg Scarlett, Throckmorton-161 (+17)&
& - *Won Playoff*

1976

4A-Terry Snodgrass, Arlington Lamar-152 (+8)
3A-Kirk Walker, Sulphur Springs-154 (+10)
2A-Miller Scott, Clyde-156 (+12)
1A-Don O'Bannon, Iraan-154 (+10)
B-Keith Durrett, Bullard-167 (+23)&
& - *Won Playoff*

1975

4A-Britt Harrison, Beaumont Forest Park-145 (+1)
3A-Craig Barton, Houston Eisenhower-150 (+6)

2A-Doug Adams, McCamey-154 (+10)
1A-Donnie O'Bannon, Iraan-149 (+5)
B-Ricky Faught, Roby-164 (+20)&
& - *Won Playoff*

1974

4A-Lindy Miller, FW Arlington Heights-143 (-1)
3A-S. Grant, Athens-153 (+9)
2A-Craig Barton, Houston Eisenhower-152 (+8)
1A-Ross Wortham, Iraan-147 (+3)
B-Pat Downey, Mozelle-160 (+16)

1973

4A-Lindy Miller, FW Arlington Heights-148 (+4)
3A-Steve Cagel, Gainesville-153 (+9)
2A-Bill Edwards, Boling-152 (+8)
1A-Gary Vamadore, Rankin-152 (+10)
B-John Preston, Salado-159 (+17)

1972

4A-R. Hoyt, Houston Westchester-146 (+2)
3A-S. Morgan, Sweetwater-153 (+9)
2A-Bill Edwards, Boling-157 (+13)
1A-Keith Hamilton, Mabank-152 (+10)
B-Charles Bailey, Forsan-163 (+21)

1971

4A-Wally Payne, Fort Worth Paschal-149 (+5)
3A-Ron Huckabee, Monahans-152 (+8)&
2A-Andy Hale, Floydada-156 (+12)
1A-Barry Huggins, Troup-156 (+14)
B-Tommy Gilbert, Anton-165 (+13)&
& - *Won Playoff*

1970

4A-Ben Crenshaw, Austin-149 (+5)
3A-Ron Huckabee, Monahans-154 (+10)
2A-Don Sammons, Electra-160 (+16)
1A-Gary Braun, Weimar-161 (+19)
B-Keith McCutchen, Bronte-162 (+20)

1969

4A-Ben Crenshaw, Austin-136 (-8)
3A-Billy Hannah, Jasper-150 (+6)
2A-Mike Ramey, Daingerfield-153 (+9)
1A-Gary Heger, Weimar-145 (+3)
B-Paul Wood, Anna-165 (+23)

1968

4A-Tom Kite, Austin McCallum-148 (+4)
3A-Rickey Maxey, Longview Pine Tree-155 (+11)
2A-Tommy Hayes, Big Lake Reagan County-160 (+16)
1A-Ross Balliew, Albany-158 (+16)
B-George Marshall, Aledo-155 (+13)

1967

4A-Tom Kite, Austin McCallum-147 (+3)
3A-Bruce Lietzke, Beaumont Forest Park-145 (+1)
2A-Tommy Gilbert, Jacksboro-156 (+12)



Scottie Scheffler - Dallas Highland Park

- 1A-Dick Back, McLean-155 (+13)
- B-Tim Hamilton, Loraine-154 (+12)

1966

- 4A-Steve Holmsley, San Antonio Lee-148 (+4)
- 3A-Drayton Mahaffey, Kerrville Tivy-152 (+8)
- 2A-W.A. Hawkins, Jacksboro-159 (+15)
- 1A-Bill Bunte, Smithville-162 (+20)
- B-Roger Moore, Overton-159 (+17)

1965

- 4A-Samuel Adelman, SA Alamo Heights-146 (+2)
- 3A-John Bohman, Seguin-152 (+8)
- 2A-Rikki Massengale, Jacksboro-149 (+7)
- 1A-Bill Evans, Odem-154 (+12)
- B-Lynn Faulkenberry, Gladewater Sabine-159 (+17)

1964

- 4A-Samuel Adelman, SA Alamo Heights-148 (+6)&
- 3A-Jim Clayton, Kermit-146 (+4)
- 2A-Rikki Massengale, Jacksboro-144 (+2)
- 1A-Ronnie Wilkins, Bastrop-157 (+15)
- B-Gary Sorrels, Gladewater Sabine-160 (+18)
- & - Won Playoff

1963

- 4A-Samuel Adelman, SA Alamo Heights-145 (+3)&
- 3A-John Bohman, Seguin-147 (+7)
- 2A-Jimmy Wilcoxson, Childress-149 (+7)
- 1A-Jay Dunbar, Memphis-157 (+15)
- B-Sammy Pearson, Calvert-163 (+21)
- & - Won Playoff

1962

- 4A-Dave Turner, FW Arlington Heights-147 (+5)
- 3A-David Holcomb, Mission-149 (+7)
- 2A-Bob Archer, Brady-150 (+8)
- 1A-Harold Gardner, Big Lake Reagan County-158 (+16)&
- B-Ronnie Bamburg, Gladewater Sabine-160 (+18)
- & - Won Playoff

1961

- 4A-John Lawson, Fort Worth Paschal-147 (+5)
- 3A-Charles Links, Gainesville-149 (+7)
- 2A-Johnny Jones, Gatesville-150 (+8)
- 1A-Curtis Laughlin, Eagle Lake-155 (+13)&
- B-Ronnie Bamburg, Gladewater Sabine-168 (+26)
- & - Won Playoff

1960

- 4A-Mark Hopkins, Texas City-139 (-3)
- 3A-Charles Carothers, Sulphur Springs-151 (+9)
- 2A-Terry James, Gilmer-144 (+2)
- 1A-Curtis Laughlin, Eagle Lake-159 (+17)
- B-Billy Peacock, Everman-171 (+29)

1959

- 4A-Randy Petri, Austin High-140 (-2)
- 3A-T.C. Hamilton, Tyler Lee-144 (+2)
- 2A-James Terry, Gilmer-148 (+6)
- 1A-Pat Simpson, Keller-163 (+21)&
- B-Raymond Mayes, Sheridan-154 (+12)
- & - Won Playoff

1958

- 2A-Elgie Seamster, Borger-146 (+4)
- 1A-John Shackelford, Shamrock-152 (+10)
- B-Mike Higgins, Tomball-159 (+17)

1957

- 2A-Randy Petri, Austin High-150 (+8)
- 1A-Joe Trevino, Del Rio-150 (+8)
- B-Richard Hales, Memphis-156 (+14)

1956

- 2A-Jim Bratten, SA Alamo Heights-148 (+6)
- 1A-George Robinson, Athens-149 (+7)
- B-Jimmy Blackmar, Luling-156 (+14)

1955

- 2A-Phil Lobstein, Brownwood-146 (+4)
- 1A-Mike York, Waxahachie-141 (-1)
- B-John Live, Eastland-155 (+13)

1954

- 2A-John Farquhar, Amarillo-145 (+3)
- 1A-Charles Coody, Stamford-139 (-3)
- B-Bob White, Tomball-153 (+11)

1953

- 2A-Marcelino Moreno, Midland-146 (+4)

- 1A-Robert Baker, San Marcos-154 (+12)
- B-Richard Parvino, Longview Pine Tree-143 (+1)

1952

- 2A-Jimmy Powell, Dallas Sunset-144 (+2)
- 1A-Jim Boyd, Lampasas-156 (+14)&
- B-Richard Parvino, Longview Pine Tree-156 (+14)
- & - Won Playoff

1951

- 2A-Stewart Carrell, Dallas Highland Park-147 (+5)
- 1A-Tommy Cruse, Jacksonville-144 (+2)
- B-Jackie Clark, Troup-153 (+11)

1950

- CITY-Pete Hessemer, Houston Davis-141 (-3)&
- 2A-Lee Pinkston, Abilene-146 (+2)
- & - Won Playoff

1949

- CITY-Bernard Riviere, Houston Lamar-148 (+4)

MULTIPLE INDIVIDUAL CHAMPIONS

4

- Michael Pruitt, Idalou (1995-98)

3

- Logan Young, Normangee (2013,15-16)
- Scottie Scheffler, Dallas Highland Park (2012-14)
- Logan Philley, Robert Lee (2009-11)
- Ryan O'Rear, Salado (2007-09)
- Jaxon Brigrman, Abilene Wylie (1987-89)
- Bill Boy Bryant, Dublin (1978,80-81)
- Billy Bruno, Hardin-Jefferson (1978-80)
- Gregg Scarlett, Throckmorton (1977-79)
- Samuel Adelman, SA Alamo Heights (1963-65)

2

- Jaxon Donaldson, Wimberley (2021,23)
- Seth Bearden, Crowell (2018-19)
- Austyn Reily, Pottsboro (2018-19)
- Sam Bennett, Madisonville (2016,18)
- Rick Frauenberger, Grapeland (2017-18)
- Sean Romero, Tex. Pleasant Grove (2010-11)
- Jordan Speith, Dallas Jesuit (2009,11)
- Curtis Reed, Castroville Medina Valley (2007,10)
- Cory Whitsett, Houston Memorial (2008,10)
- Cody Gribble, Dallas Highland Park (2008-09)
- Bronson Burgoon, Conroe The Woodlands (2003,05)
- Colton Williams, Jacksboro (2004-05)
- Trey Todd, Abilene Wylie (2001-02)
- Bubba Bailey, Memphis (1999-00)
- Ryan Hancock, Mexia (1997-98)
- Troy Matteson, Austin Anderson (1997-98)
- Marcus Jones, Graham (1991,93)
- Trip Kuehne, Dallas Highland Park (1990-91)
- Brandon Heber, Whitewright (1989-90)
- Justin Leonard, Rich. Lake Highlands (1989-90)



John Lyons, Lago Vista (1987-88)
 Kyle Jerome, Liberty (1985-86)
 David Preston, Salado (1984,86)
 Kevin Gracie, Troup (1984-85)
 Craig Barton, Houston Eisenhower (1974-75)
 Lindy Miller, FW Arlington Heights (1973-74)
 Bill Edwards, Boling (1972-73)
 Ron Huckabee, Monahans (1970-71)
 Ben Crenshaw, Austin (1969-70)
 Tom Kite, Austin McCallum (1967-68)
 John Bohmann, Seguin (1963,65)
 Rikki Massengale, Jacksboro (1964-65)
 Ronnie Bamburg, Gladewater Sabine (1961-62)
 Curtis Laughlin, Eagle Lake (1960-61)
 Randy Petri, Austin (1957,59)
 Richard Parvino, Longview Pine Tree (1952-53)

RECORDBOOK

6A

INDIVIDUAL

Low First Round

1 -10(61) Bronson Burgoon, The Woodlands, 2005
 2 -7(64) Matt Harvey, Georgetown, 2006
 3 -6(65) Tyler Duncan, Austin Westlake, 2001
 4 -6(66) Adam Villanueva, Austin Westlake, 2023
 -6(66) Charlie Wylie, Hou. Memorial, 2023
 5 -5 Eight players tied

Low Second Round

1 -8(64) Jordan Spieth, Dallas Jesuit, 2011
 2 -7(65) Jordan Spieth, Dallas Jesuit, 2009
 3 -6(65) Blake Redmond, FB Clements, 2007
 -6(65) Adam Robinson, FW Paschal, 1998
 -6(66) Adam Villanueva, Austin Westlake, 2023
 -6(66) Brooks Simmons, Highland Park, 2023
 -6(66) David Harrison, Northwest Nelson, 2019
 8 -5 Six players tied

Low Final Score

1 -12(130) Bronson Burgoon, The Woodlands, 2005
 -12(132) Adam Villanueva, Austin Westlake, 2023
 -12(132) Jordan Spieth, Dallas Jesuit, 2011
 4 -9(133) Blake Redmond, FB Clements, 2007
 -9(135) Matthew Riedel, Houston Stratford, 2018
 -9(135) Matt Harvey, Georgetown, 2006
 7 -8(136) Ethan Fang, Plano West, 2023
 -8(136) Jeff Edelman, Southlake Carroll, 2006
 -8(136) Ben Crenshaw, Austin, 1969
 10 -7(137) Three players tied

Margin of Victory

1 7 Jordan Spieth, Dallas Jesuit, 2011
 2 6 Justin Leonard, Rich. Lake Highlands, 1990
 6 Bo Beard, Conroe, 1986
 6 Ben Crenshaw, Austin, 1969
 5 5 Bronson Burgoon, Con. The Woodlands, 2005
 5 Brian Watts, Dallas Wilson, 1984
 7 4 Adam Villanueva, Austin Westlake, 2023

4 Matthew Perrine, Austin Westlake, 2014
 4 Cory Whitsett, Houston Memorial, 2008
 10 3 Nine players tied

TEAM

Low First Round

1 -11(273) Austin Westlake, 2001
 2 -10(274) Conroe The Woodlands, 2005
 3 -6(282) Austin Westlake, 2009
 4 -5(279) Conroe The Woodlands, 2007
 -5(279) Midland Legacy, 2005
 -5(283) Austin Westlake, 2021
 -5(283) Austin Westlake, 2018
 8 -3(281) Fort Worth Paschal, 2001
 -3(285) Mansfield, 2013
 -3(285) Mansfield, 2011

Low Second Round

1 -12(276) Austin Westlake, 2019
 2 -11(277) Austin Lake Travis, 2013
 3 -10(278) Austin Westlake, 2022
 4 -6(282) Southlake Carroll, 2013
 5 -5(279) Humble Kingwood, 1998
 6 -4(284) Austin Westlake, 2017
 7 -3(281) Fort Bend Elkins, 2004
 -3(285) Austin Westlake, 2022
 -3(285) Austin Westlake, 2021
 10 -2(282) Pflugerville, 1998

Low Final Score

1 -11(565) Austin Westlake, 2022
 2 -9(565) Austin Westlake, 2019
 3 -8(568) Austin Westlake, 2021
 4 -7(561) Conroe The Woodlands, 2005
 5 -4(564) Austin Westlake, 2001
 -4(572) Austin Westlake, 2017
 7 -3(572) Austin Westlake, 2023
 -3(573) Austin Westlake, 2018
 9 -2(566) Conroe The Woodlands, 2007
 -2(566) Fort Worth Paschal, 2007

Margin of Victory

1 25 San Antonio Alamo Heights, 1963
 2 24 El Paso Hanks, 1995
 3 23 Austin Westlake, 2022
 4 21 San Antonio Alamo Heights, 1965
 5 20 Austin Westlake, 2019
 6 18 Austin Westlake, 2021
 18 Fort Bend Dulles, 1981
 8 17 Odessa Permian, 1976
 17 San Antonio LEE, 1966
 10 16 Three teams tied

5A

INDIVIDUAL

Low First Round

1 -7(64) Sang Yi, Lewisville Hebron, 2005
 2 -6(66) Thomas Curry, Texarkana Tex., 2023

-6(66) Cooper Dorsey, Austin Vandegrift, 2016
 -6(66) Cody Gribble, Highland Park, 2009
 5 -5(66) Scottie Scheffler, Highland Park, 2014
 -5(66) Ryan Baca, Rosenberg Lamar, 2001
 -5(67) Jake Holbrook, Granbury, 2018
 8 -4 Nine players tied

Low Second Round

1 -6(64) Scottie Scheffler, Highland Park, 2013
 -6(66) Trip Carter, Dallas Highland Park, 2018
 3 -5(65) Connor Black, Humble Summer Creek, 2013
 -5(65) Charlie Holland, Highland Park, 2004
 -5(67) Jonathan Kim, Cedar Park, 2023
 6 -4 18 players tied

Low Final Score

1 -11(131) Sang Yi, Lewisville Hebron, 2005
 2 -10(134) Thomas Curry, Texarkana Tex., 2023
 -10(134) Trip Carter, Dallas Highland Park, 2018
 4 -9(135) Cooper Dorsey, Austin Vandegrift, 2016
 -9(135) Cody Gribble, Dal. Highland Park, 2009
 6 -8(134) Ryan Baca, Ros. Lamar Consolidated, 2001
 7 -7(135) Troy Matteson, Austin Anderson, 1998
 -7(137) Jun Min Lee, Mission Sharyland, 2019
 9 -5 Six players tied

Margin of Victory

1 15 Chad Campbell, Andrews, 1992
 2 12 Drayton Mahaffey, Kerrville Tivy, 1966
 3 8 Cooper Dorsey, Austin Vandegrift, 2016
 8 Sang Yi, Lewisville Hebron, 2005
 5 7 Trip Carter, Dallas Highland Park, 2018
 7 Bruce Lietzke, Beaumont Forest Park, 1967
 7 6 Scottie Scheffler, Dallas Highland Park, 2014
 6 Cody Gribble, Dallas Highland Park, 2009
 9 5 Four players tied

TEAM

Low First Round

1 -10(274) Dallas Highland Park, 2004
 2 -6(278) Dallas Highland Park, 2003
 3 -3(285) Austin Vandegrift, 2016
 4 -2(286) Dallas Highland Park, 2018
 5 -1(285) Dallas Highland Park, 2006
 -1(283) Austin Anderson, 1998
 7 E(284) Dallas Highland Park, 2000
 8 +2(290) Dallas Highland Park, 2019
 9 +3 Three teams tied

Low Second Round

1 -10(278) Dallas Highland Park, 2018
 2 -9(275) Dallas Highland Park, 2004
 3 -8(276) Palestine, 2003
 4 -6(274) Dallas Highland Park, 2013
 5 -3(281) Dallas Highland Park, 2003
 6 -2(286) Dallas Highland Park, 2021(Twice)
 8 -1 Five teams tied



Low Final Score

1	-19(549)	Dallas Highland Park, 2004
2	-12(564)	Dallas Highland Park, 2018
3	-9(559)	Dallas Highland Park, 2003
4	-5(563)	Palestine, 2003
5	-4(572)	Austin Vandegrift, 2016
6	-2(566)	Dallas Highland Park, 2006
7	E(560)	Dallas Highland Park, 2013
	E(568)	Austin Anderson, 1998
9	+5(581)	Dallas Highland Park, 2019
10	+6(582)	Richardson Pearce, 2009

Margin of Victory

1	47	Austin Vandegrift, 2016
2	35	Del Rio, 1957
3	33	Dallas Highland Park, 2018
	33	Dallas Highland Park, 2004
5	25	Dallas Highland Park, 2013
6	23	Brownwood, 1985
7	20	Dallas Highland Park, 1990
	20	Andrews, 1987
9	19	Dallas Highland Park, 2008
10	17	Three teams tied

4A INDIVIDUAL

Low First Round

1	-8(64)	Bud Still, Diboll, 1992
2	-7(65)	Jaxon Donaldson, Wimberley, 2021
3	-5(66)	Sean Romero, Tex. Pleasant Grove, 2010
4	-4(66)	Sam Bennett, Madisonville, 2016
	-4(67)	Jacob Torans, Devine, 2009
	-4(68)	Matthew Oates, Diboll, 2005
7	-3(69)	Max Vergara, Levelland, 2023
8	-2	Five players tied

Low Second Round

1	-6(66)	Jaxon Donaldson, Wimberley, 2023
2	-5(67)	Colin Price, Godley, 2023
	-5(67)	Jack Burgen, Andrews, 2023
	-5(67)	Marcus Jones, Graham, 1993
5	-4(67)	Austin Mitchell, Van, 2019
	-4(67)	Brett Callas, Huffman Hargrave, 1999
	-4(67)	Collin Davis, Lindale, 1999
	-4(68)	Jaxon Brigman, Abilene Wylie, 1988
9	-3	Three players tied

Low Final Score

1	-8(136)	Jaxon Donaldson, Wimberley, 2023
2	-7(137)	Bud Still, Diboll, 1992
3	-6(136)	Brett Callas, Huffman, 1999
4	-5(139)	Jaxon Brigman, Abilene Wylie, 1988
5	-4(140)	Colin Price, Godley, 2023
6	-3(141)	Price Hill, Boerne, 2023
	-3(141)	Jack Burgen, Andrews, 2023
	-3(141)	Jaryn Pruitt, Brownwood, 2017
7	-2	Three players tied

Margin of Victory

1	12	Bud Still, Diboll, 1992
	12	Rikki Massengale, Jacksboro, 1965
	12	Rikki Massengale, Jacksboro, 1964
4	11	Jason Brigman, Abilene Wylie, 1988
5	7	Sam Bennett, Madisonville, 2016
	7	Brett Callas, Huffman Hargrave, 1999
7	6	Billy Bruno, Hardin-Jefferson, 1978
8	5	Five players tied

TEAM

Low First Round

1	+2(290)	Argyle, 2022
2	+4(292)	Castroville Medina Valley, 2007
3	+11(299)	Palestine, 2007
	+11(299)	Palestine, 2006
5	+12(298)	Canyon Randall, 2023
	+12(296)	Argyle, 2021
	+12(296)	Gatesville, 2010
	+12(296)	Castroville Medina Valley, 2008
9	+13	Four teams tied

4	+27(603)	Canyon Randall, 2023
5	+29(597)	Graham, 2008
	+29(605)	Palestine, 2007
	+29(605)	Palestine, 2005
8	+30(598)	Hardin-Jefferson, 1999
9	+31(607)	Andrews, 2023
10	+32	Two teams tied

Margin of Victory

1	47	Argyle, 2022
2	31	Jacksboro, 1963
3	30	Brady, 1964
4	26	Texarkana Pleasant Grove, 1986
	26	Hardin-Jefferson, 1980
6	24	Palestine, 2008
7	22	Argyle, 2021
	22	Snyder, 2003
	22	Hardin-Jefferson, 2000
10	21	Three teams tied



Argyle - 2022 Conference 4A Boys Golf Team Champions

Low Second Round

1	+7(295)	Palestine, 2006
2	+10(294)	Hardin-Jefferson, 1999
3	+11(299)	Andrews, 2023
4	+12(296)	Hardin-Jefferson, 2000
	+12(296)	Longview Spring Hill, 1998
	+12(300)	Andrews, 2012
7	+13(301)	Boerne, 2023
	+13(301)	Palestine, 2005
9	+14(298)	Columbus, 1997
	+14(302)	Argyle, 2022

Low Final Score

1	+16(592)	Argyle, 2022
2	+18(594)	Palestine, 2006
3	+20(596)	Castroville Medina Valley, 2007

3A

INDIVIDUAL

Low First Round

1	-6(65)	Michael Pruitt, Idalou, 1996
2	-3(69)	Boo Moerschell, Callisburg, 2023
	-3(69)	Austyn Reily, Pottsboro, 2018
4	-2(70)	Xander Parks, Orangefield, 2023
	-2(69)	Ryan Martin, Coleman, 2012
	-2(70)	Ryan O'Rear, Salado, 2007
	-2(70)	Brandon Weir, Gilmer Harmony, 2001
8	-1	Six players tied

Low Second Round

1	-6(65)	Michael Pruitt, Idalou, 1997
2	-4(67)	Ryan O'Rear, Salado, 2008
	-4(67)	Michael Pruitt, Idalou, 1998



BOYS GOLF RECORDBOOK

-4(68)	Austyn Reily, Pottsboro, 2018
5 -3(68)	Aaron Gardner, Hamilton, 1999
-3(69)	Jason Landry, Warren, 2001
7 -2	Six players tied

Low Final Score

1 -8(134)	Michael Pruitt, Idalou, 1996
2 -7(137)	Austyn Reily, Pottsboro, 2018
3 -6(136)	Michael Pruitt, Idalou, 1997
4 -4(138)	Michael Pruitt, Idalou, 1998
5 -2(140)	Ryan O'Rear, Salado, 2008
-2(142)	Xander Parks, Orangefield, 2023
-2(142)	Ryan O'Rear, Salado, 2007
8 -1(141)	Aaron Gardner, Hamilton, 1999
9 E	Eight players tied

Margin of Victory

1 16	Michael Pruitt, Idalou, 1996
2 15	Michael Pruitt, Idalou, 1997
3 12	Gary Heger, Weimar, 1969
4 8	Zach James, Whitesboro, 2014
8	Craig Koch, Ranger, 1986
8	Ross Wortham, Iraan, 1975
7 7	Austyn Reily, Pottsboro, 2018
7	Aaron Gardner, Hamilton, 1999
7	Michael Pruitt, Idalou, 1998
7	Ryann Keith Hamilton, Mabank, 1972

TEAM

Low First Round

1 +15(299)	Salado, 2009
2 +16(300)	Hamilton, 1998
3 +17(301)	Olney, 1992
+17(305)	Edgewood, 2007
5 +20(298)	Callisburg, 2023
6 +21(309)	Pottsboro, 2018
+21(309)	Olney, 2001
8 +23(307)	Weimar, 1991
9 +25(313)	Three teams tied

Low Second Round

1 +11(295)	Weimar, 2012
2 +15(303)	Brock, 2016
3 +17(301)	Salado, 2008
+17(305)	Brock, 2022
5 +18(302)	Hamilton, 1999
+18(306)	Pottsboro, 2019
+18(306)	Troup, 2017
8 +19(307)	Brock, 2017
9 +20(308)	Troup, 2018
+20(308)	Jacksboro, 2005

Low Final Score

1 +37(605)	Hamilton, 1998
+37(613)	Callisburg, 2023
3 +38(606)	Salado, 2009
4 +41(609)	Olney, 1992
5 +44(612)	Weimar, 1991
6 +45(613)	Weimar, 2012

+45(621)	Brock, 2023
+45(621)	Pottsboro, 2018
+45(621)	Troup, 2017
10 +48(624)	Brock, 2016

Margin of Victory

1 66	Olney, 1992
2 35	China Spring, 1987
3 33	Weimar, 1970
4 30	Albany, 1967
5 29	Three Rivers, 2003
29	Hamilton, 1998
7 28	Hamilton, 1997
28	San Saba, 1983
28	Big Lake Reagan County, 1965
10 27	Salado, 2009

2A

INDIVIDUAL

Low First Round

1 -6(65)	Tanner Thompson, Olney, 2015
2 -5(66)	John Miller, Shamrock, 1994
3 -4(67)	Rick Frauenberger, Grapeland, 2017
-4(67)	Logan Young, Normangee, 2016
-4(67)	Logan Young, Normangee, 2015
6 -3(68)	Rick Frauenberger, Grapeland, 2018
-3(69)	Logan Philley, Robert Lee, 2009
8 -2(70)	Six players tied

Low Second Round

1 -4(67)	Drew Hermesmeyer, Goldthwaite, 2019
2 -3(68)	Rick Frauenberger, Grapeland, 2019
-3(68)	Rick Frauenberger, Grapeland, 2018
-3(69)	Jay Calvo, Baird, 2005
5 -2(69)	Dylan Ford, Sonora, 2023

-2(69)	Carson Grawunder, Vega, 2019
-2(69)	Saylem Maddox, Memphis, 2017
-2(69)	Brayden Cheatam, Grapeland, 2017
-2(70)	Michael Hillis, Utopia, 2004
10 -1	Four players tied

Low Final Score

1 -6(136)	Rick Frauenberger, Grapeland, 2018
2 -4(138)	Dylan Ford, Sonora, 2023
-4(138)	Logan Young, Normangee, 2015
-4(140)	Logan Philley, Robert Lee, 2009
5 -3(139)	Rick Frauenberger, Grapeland, 2017
-3(139)	Logan Young, Normangee, 2016
7 -2(140)	Landry Rogers, Lindsay, 2023
-2(142)	Logan Philley, Robert Lee, 2011
9 -1	Five players tied


Margin of Victory

1 15	Keith McCutchen, Bronte, 1970
2 13	John Miller, Shamrock, 1994
3 10	Rick Frauenberger, Grapeland, 2018
4 9	Brandon Hebert, Whitewright, 1989
9	Ronnie Bamburg, Gladewater Sabine, 1961
6 8	Warren Taylor, Tahoka, 2021
8	Logan Young, Normangee, 2016
8	Gregg Scarlett, Throckmorton, 1979
9 7	Logan Philley, Robert Lee, 2009
7	Lynn Faulkinberry, Gladewater Sabine, 1965

TEAM

Low First Round

1 +19(303)	Lindsay, 2023
2 +20(304)	Grapeland, 2017
+20(304)	Normangee, 2016
4 +22(306)	Albany, 2023
5 +24(308)	New Home, 2023



Grapeland - 2017 Conference 2A Boys Golf Team Champions



+24(312)	Robert Lee, 2011
7 +25(313)	Robert Lee, 2009
+25(313)	La Rue La Poynor, 2005
9 +28(312)	Grapeland, 2016
10 +29(313)	Brookeland, 2015

Low Second Round

1 +12(296)	Grapeland, 2017
2 +14(298)	Goldthwaite, 2019
+14(298)	Normangee, 2016
4 +15(303)	Memphis, 2003
5 +22(310)	Iraan, 2003
6 +24(308)	Vega, 2019
+24(312)	Iraan, 2005
8 +26(314)	Robert Lee, 2011
+26(314)	Robert Lee, 2009
10 +27(311)	Grapeland, 2018

Low Final Score

1 +32(600)	Grapeland, 2017
2 +34(602)	Normangee, 2016
3 +48(624)	Memphis, 2003
4 +49(617)	Lindsay, 2023
5 +50(618)	Goldthwaite, 2019
+50(626)	Robert Lee, 2011
7 +51(627)	Robert Lee, 2009
8 +56(632)	Iraan, 2005
9 +58(626)	Grapeland, 2018
10 +60(628)	Vega, 2019

Margin of Victory

1 80	Anton, 1971
2 70	Throckmorton, 1978
3 65	Bronte, 1969
4 56	Gladewater Sabine, 1962
5 50	Grapeland, 2017
6 46	Throckmorton, 1979
7 44	Forsan, 1972
8 38	Robert Lee, 1990
9 37	Gladewater Sabine, 1963
10 36	Baird, 1989

1A INDIVIDUAL

Low First Round

1 E(71)	Luke Kinkade, Blanket, 2018
E(71)	Mitchell Downing, Happy, 2017
E(71)	Sterling White, Happy, 2017
4 +1(72)	Gatlin Goad, Briscoe Ft. Elliott, 2021
+1(72)	Seth Bearden, Crowell, 2019
+1(72)	Seth Bearden, Crowell, 2018
7 +2(73)	Mitchell Downing, Happy, 2015
8 +3(74)	John-Payton Freeman, White Deer, 2017
9 +4(75)	Kenny Arnett, D'Hanis, 2023
+4(75)	Luke Kinkade, Blanket, 2016

Low Second Round

1 E(71)	Lanham Brown, Throckmorton, 2015
---------	----------------------------------

2 +1(72)	Seth Bearden, Crowell, 2019
3 +2(73)	Seth Bearden, Crowell, 2018
+2(73)	Luke Kinkade, Blanket, 2017
+2(73)	Sterling White, Happy, 2017
6 +3(74)	Seth Bearden, Crowell, 2021
7 +4	Seven players tied

Low Final Score

1 +2(144)	Seth Bearden, Crowell, 2019
+2(144)	Sterling White, Happy, 2017
3 +3(145)	Seth Bearden, Crowell, 2018
4 +4(146)	Luke Kinkade, Blanket, 2018
5 +5(147)	Gatlin Goad, Briscoe Ft. Elliott, 2021
+5(147)	Mitchell Downing, Happy, 2017
7 +6(148)	Lanham Brown, Throckmorton, 2017
+6(148)	Lanham Brown, Throckmorton, 2015
9 +8	Three players tied

Margin of Victory

1 19	Seth Bearden, Crowell, 2019
2 6	Gatlin Goad, Briscoe Ft. Elliott, 2021
3 3	Sterling White, Happy, 2017
3	Luke Kinkade, Blanket, 2016
5 2	Lanham Brown, Throckmorton, 2015
6 1	Will Thomason, Chester, 2023
1	Seth Bearden, Crowell, 2018

TEAM

Low First Round

1 +39(323)	Happy, 2017
2 +45(329)	Clyde Eula, 2017
3 +53(337)	Throckmorton, 2015
4 +54(338)	Jonesboro, 2022
5 +56(340)	Happy, 2016
6 +57(341)	Gail Borden County, 2023
7 +58(342)	Happy, 2015
8 +62(346)	D'Hanis, 2023
+62(346)	Wildorado, 2023
10 +68(352)	Blanket, 2018

Low Second Round

1 +31(315)	Happy, 2017
2 +49(333)	Jonesboro, 2022
+49(333)	Happy, 2016
4 +52(336)	Garden City, 2018
+52(336)	Throckmorton, 2015
6 +56(340)	Happy, 2015
7 +61(345)	Wink, 2016
8 +62(346)	Clyde Eula, 2017
9 +64(348)	Wildorado, 2023
+64(348)	Garden City, 2019


Low Final Score

1 +70(638)	Happy, 2017
2 +95(663)	Throckmorton, 2015
3 +103(671)	Jonesboro, 2022
4 +105(673)	Happy, 2016
5 +107(675)	Clyde Eula, 2017
6 +114(682)	Happy, 2015

7 +126(694)	Wildorado, 2023
8 +137(705)	Gail Borden County, 2023
9 +138(706)	Garden City, 2018
10 +141(709)	Earth-Springlake, 2023

Margin of Victory

1 51	Happy, 2016
2 40	Jonesboro, 2022
3 37	Happy, 2017
4 19	Throckmorton, 2015
5 16	Garden City, 2018
6 13	Sterling City, 2021
7 11	Wildorado, 2023
8 4	Garden City, 2019



Austin Westlake - 2019 Conference 6A Boys Golf Team Champions

2023 May 22-23

6A-Legacy Hills GC, Georgetown (Par 72:288)

TEAM

1 Austin Westlake	286-287=573 (-3)
2 Austin Lake Travis	293-285=578 (+2)
3 Houston Memorial	288-295=583 (+7)

INDIVIDUALS

1 Adam Villanueva, Austin Westlake	66-66=132 (-12)
2 Ethan Fang, Plano West	67-69=136 (-8)
3 Charlie Wylie, Hou. Memorial	66-71=137 (-7)

5A-White Wing GC, Georgetown (Par 72:288)

TEAM

1 Montgomery Lake Creek	303-292=595 (+19)
2 Comal Smithson Valley	302-299=601 (+25)
3 Frisco Wakeland	303-302=605 (+29)

INDIVIDUALS

1 Thomas Curry, Texarkana Texas	66-68=134 (-10)
2 Luke Colton, Frisco Wakeland	69-70=139 (-5)
3 Jonathan Kim, Cedar Park	74-67=141 (-3)

4A-Legends GC, Kingsland (Par 72:288)

TEAM

1 Canyon Randall	300-303=603 (+27)
2 Andrews	308-299=607 (+31)
3 Sulphur Springs	303-312=615 (+39)

INDIVIDUALS

1 Jaxon Donaldson, Wimberley	70-66=136 (-8)
2 Colin Price, Godley	73-67=140 (-4)
3 Price Hill, Boerne	70-71=141 (-3)

3A-Jimmy Clay GC, Austin (Par 72:288)

TEAM

1 Callisburg	298-315=613 (+37)
2 Brock	311-310=621 (+45)
3 Bowie	325-318=643 (+67)

INDIVIDUALS

1 Xander Parks, Orangefield	70-72=142 (-2)
2 Boo Moerschell, Callisburg	69-76=145 (+1)
3 Jayton Vaughan, Brock	75-72=147 (+3)

2A-Lions Municipal GC, Austin (Par 71:284)

TEAM

1 Lindsay*	303-314=615 (+47)
2 New Home	308-321=629 (+61)
3 Albany	306-332=638 (+70)

INDIVIDUALS

1 Dylan Ford, Sonora	69-69=138 (-4)
2 Landry Rogers, Lindsay	69-71=140 (-2)
3 Jayce Driver, Woden	69-72=141 (-1)

1A-Plum Creek GC, Kyle (Par 71:284)

TEAM

1 Wildorado	346-348=694 (+126)
2 Gail Borden County	341-364=705 (+137)
3 Earth Springlake	351-358=709 (+141)

INDIVIDUALS

1 Will Thomason, Chester	78-75=153 (+11)
2 Kenny Arnett, D'Hanis	75-79=154 (+12)
3 Grant Drummond, Sidney	77-79=156 (+14)

2022 May 15-16

6A-Legacy Hills GC, Georgetown (Par 72:288)

TEAM

1 Austin Westlake	287-278=565 (-11)
2 Conroe The Woodlands	303-285=588 (+12)
3 Plano West	299-292=591 (+15)

INDIVIDUALS

1 Matt Comegys, Plano West	70-66=136 (-8)
2 Preston Stout, Richardson Pearce	70-67=137 (-7)
3 Kaelen Dulany, Keller	71-67=138 (-6)

Garrett Endicott, Northside Clark 68-70=138 (-6)

5A-White Wing GC, Georgetown (Par 72:288)

TEAM

1 Austin Anderson	294-293=587 (+11)
2 Dallas Highland Park-Blue	303-288=591 (+15)
3 Dallas Highland Park-Gold	303-291=594 (+18)

INDIVIDUALS

1 Keaton Vo, Austin Anderson	67-66=133 (-11)
2 Maximus Cavazos, Boerne Champion	69-70=139 (-5)
3 Nicholas Canales, LaPorte	69-73=142 (-2)

4A-Legends GC, Kingsland (Par 72:288)

TEAM

1 Argyle	290-302=592 (+16)
2 Bullard	311-328=639 (+63)
3 Bridgeport	319-321=640 (+64)

INDIVIDUALS

1 Gaven Lane, Argyle	70-66=136 (-8)
2 Jaxon Donaldson, Wimberley	67-75=142 (-2)
3 Chandler Cooke, Lake Belton	71-74=145 (+1)
Nolan De Los Santos, Waxahachie Life	71-74=145 (+1)

3A-Jimmy Clay GC, Austin (Par 72:288)

TEAM

1 Brock	321-305=626 (+50)
2 Lago Vista*	325-311=636 (+60)
3 Callisburg	316-320=636 (+60)

INDIVIDUALS

1 Braden Smith, Lago Vista	77-70=147 (+3)
2 Knox Renfro, Lago Vista	76-72=148 (+4)
3 Jacob Gallas, Blanco	78-72=150 (+6)

2A-Lions Municipal GC, Austin (Par 71:284)

TEAM

1 Lindsay*	335-349=684 (+116)
2 Vega	339-345=684 (+116)
3 Goldthwaite	346-341=687 (+119)

INDIVIDUALS

1 Ethan Boggs, Morton	75-76=151 (+9)
2 Cordell Knox, Latexo	77-78=155 (+13)
3 Casen Broman, Vega	78-80=158 (+16)

1A-Plum Creek GC, Kyle (Par 71:284)

TEAM

1 Jonesboro	338-333=671 (+103)
2 Miami	357-354=711 (+143)
3 Sterling City	368-360=728 (+160)

INDIVIDUALS

1 Jeffrey Morse, Jonesboro	76-77=153 (+11)
2 Cristian Ontiveros, Marfa	78-77=155 (+13)
3 Nolan Steelman, Utopia	74-82=156 (+14)
Ben Thrasher, Miami	75-81=156 (+14)

2021 May 20-21

6A-Legacy Hills GC, Georgetown (Par 72:288)

TEAM

1 Austin Westlake	283-285=568 (-8)
2 Houston Memorial	292-294=586 (+10)
3 Austin Vandegrift	295-292=587 (+11)



INDIVIDUALS

- 1 Kaelen Dulaney, Keller 70-68=138 (-6)
- 2 Jacob Sosa, Austin Westlake 69-70=139 (-5)
- Preston Stout, Richardson Pearce 71-68=139 (-5)

5A-White Wing GC, Georgetown (Par 72:288)

TEAM

- 1 Dallas Highland Park-Blue 299-286=585 (+9)
- 2 Boerne Champion 293-294=587 (+11)
- 3 Dallas Highland Park-Gold 302-286=588 (+12)

INDIVIDUALS

- 1 Preston Cooper, Dallas Highland Park 70-71=141 (-3)
- 2 Trevor Mierl, Austin Anderson 73-69=142 (-2)
- 3 TyHolbrook, Granbury 72-71=143 (-1)
- Thompson Huthnane, Dallas Highland Park 72-71=143 (-1)
- Hudson Weibel, Dallas Highland Park 72-71=143 (-1)

4A-Plum Creek GC, Kyle (Par 71:284)*27 holes

TEAM

- 1 Argyle 296-146=442 (+16)
- 2 Monahans 312-152=464 (+38)
- 3 Canyon 312-159=471 (+45)

INDIVIDUALS

- 1 Jaxon Donaldson, Wimberley 65-36=101 (-7)
- 2 Gaven Lane, Argyle 70-33=103 (-5)
- 3 Cason Johnson, Seminole 71-36=107 (-1)

3A-Shadow Glen GC, Manor (Par 72:288)

TEAM

- 1 Brock 324-315=639 (+63)
- 2 Callisburg 338-324=662 (+86)
- 3 Diana New Diana 329-341=670 (+94)

INDIVIDUALS

- 1 Carson Wray, Columbus 75-73=148 (+4)
- 2 Cameron Hubbard, Pollock Central 78-71=149 (+5)
- 3 Lain Tushinsky, Tuscola Jim Ned 75-75=150 (+6)

2A-Legends GC, Kingsland (Par 72:288)*27 holes

TEAM

- 1 Normangee 343-179=522 (+90)
- 2 Goldthwaite 347-179=526 (+94)
- 3 Panhandle 372-175=547 (+115)

INDIVIDUALS

- 1 Warren Taylor, Tahoka 73-35=108 (E)
- 2 Will Maddox, Colorado City Colorado 77-39=116 (+8)
- 3 Kevin Nixon, Martin's Mill 76-41=117 (+9)

1A-Lighthouse CC, Kingsland (Par 71:284)

TEAM

- 1 Sterling City 376-373=749 (+181)
- 2 Roscoe Highland 376-386=762 (+194)
- 3 Jonesboro 391-375=766 (+198)

INDIVIDUALS

- 1 Gattin Goad, Briscoe Ft. Elliott 72-75=147 (+5)
- 2 Seth Beardeen, Crowell 79-74=153 (+11)
- 3 Seth Garrett, Roscoe Highland 80-80=160 (+18)

2020

(Cancelled due to COVID-19 Pandemic)

2019

May 19-20

6A-Legacy Hills GC, Georgetown (Par 72:288)

TEAM

- 1 Austin Westlake-Team 1 289-276=565 (-11)
- 2 Austin Vandegrift 296-289=585 (+9)
- 3 Austin Westlake-Team 2 299-299=598 (+22)

INDIVIDUALS

- 1 Thomas Bockholt, Austin Westlake* 71-68=139 (-5)
- 2 David Harrison, Northwest Nelson 73-66=139 (-5)
- 3 Dallas Hanhamer, Belton 69-71=140 (-4)
- Niko Nebout, LC Clear Springs 71-69=140 (-4)

5A-White Wing GC, Georgetown (Par 72:288)

TEAM

- 1 Dallas Highland Park-Blue 290-291=581 (+5)
- 2 Boerne Champion 298-290=588 (+12)
- 3 Granbury 300-296=596 (+20)

INDIVIDUALS

- 1 Jun Min Lee, Mission Sharyland 69-68=137 (-7)
- 2 Kevin Watts, Colleyville Heritage 70-71=141 (-3)
- 3 Jake Holbrook, Granbury 72-70=142 (-2)

4A-Plum Creek GC, Kyle (Par 71:284)

TEAM

- 1 Monahans 307-301=608 (+40)
- 2 Argyle 329-299=628 (+60)
- 3 Gatesville 323-316=639 (+71)

INDIVIDUALS

- 1 Jack Burke, Little Cypress Mauriceville 71-70=141 (-1)
- 2 Logan Diomede, Argyle 74-69=143 (+1)
- 3 Miller Harris, Carthage 73-71=144 (+2)

3A-Grey Rock GC, Austin (Par 72:288)

TEAM

- 1 Columbus 313-314=627 (+51)
- 2 Pottsboro 322-306=618 (+52)
- 3 Pollock Central 334-324=658 (+92)

INDIVIDUALS

- 1 Austyn Reily, Pottsboro 74-70=144 (E)
- 2 Cameron Hubbard, Pollock Central 73-75=148 (+4)
- 3 Cooper New, Comfort 78-72=150 (+6)

2A-Roy Kizer GC, Austin (Par 71:284)

TEAM

- 1 Goldthwaite 320-298=618 (+50)
- 2 Vega 320-298=628 (+60)
- 3 Quanah 339-318=657 (+89)

INDIVIDUALS

- 1 Trevor Roquemore, Douglass* 70-71=141 (-1)
- 2 Drew Hermesmeyer, Goldthwaite 74-67=141 (-1)
- 3 Rick Frauenberger, Grapeland 75-68=143 (+1)

1A-Lions Municipal GC, Austin (Par 71:284)

TEAM

- 1 Garden City 362-348=710 (+142)
- 2 Clyde Eula 354-360=714 (+146)

- 3 Matador Motley County 386-363=749 (+181)

INDIVIDUALS

- 1 Seth Bearden, Crowell 72-72=144 (+2)
- 2 Dakota Carson, Clyde Eula 80-83=163 (+21)
- 3 Cade Smith, Clyde Eula 82-83=165 (+23)

2018

May 14-15

6A-Legacy Hills GC, Georgetown (Par 72:288)

TEAM

- 1 Austin Westlake 283-290=573 (-3)
- 2 Austin Vandegrift 294-287=581 (+5)
- 3 Houston Memorial 293-289=582 (+6)

INDIVIDUALS

- 1 Matthew Riedel, Houston Stratford 68-67=135 (-9)
- 2 Matthew Denton, Austin Westlake 70-67=137 (-7)
- Tommy Boone, Plano 70-67=137 (-7)

5A-White Wing GC, Georgetown (Par 72:288)

TEAM

- 1 Dallas Highland Park 286-278=564 (-12)
- 2 Cedar Park 301-296=597 (+21)
- Frisco Centennial 296-301=597 (+21)

INDIVIDUALS

- 1 Trip Carter, Dal. Highland Park 68-66=134 (-10)
- 2 Turner Hosch, Dal. Highland Park 73-68=141 (-3)
- 3 HS Chang, Cedar Park 75-68=143 (-1)
- Jun Min Lee, Mission Sharyland 70-73=143 (-1)

4A-Apple Rock GC, Horseshoe Bay (Par 72:288)

TEAM

- 1 Monahans 306-309=615 (+27)
- 2 Argyle 317-309=626 (+38)
- 3 Bullard 323-316=639 (+51)

INDIVIDUALS

- 1 Sam Bennett, Madisonville 70-72=142 (-2)
- 2 Joey Kirk, Monahans 73-73=146 (+2)
- 3 Jeryn Pruitt, Brownwood 71-76=147 (+3)

3A-Grey Rock GC, Austin (Par 72:288)

TEAM

- 1 Pottsboro 309-312=621 (+45)
- 2 Troup 322-308=630 (+54)
- 3 Diana New Diana 325-332=657 (+81)

INDIVIDUALS

- 1 Austyn Reily, Pottsboro 69-68=137 (-7)
- 2 Garrett Leak, Brock 73-71=144 (E)
- 3 Ethan Miller, Georgetown Gateway 74-72=146 (+2)

2A-Roy Kizer GC, Austin (Par 71:284)

TEAM

- 1 Grapeland 315-311=626 (+50)
- 2 De Leon 323-316=639 (+63)
- 3 Vega 323-322=645 (+69)

INDIVIDUALS

- 1 Rick Frauenberger, Grapeland 68-68=136 (-6)
- 2 Roy Moya, Three Rivers 75-71=146 (+4)
- Trevor Roquemore, Douglass 71-75=146 (+4)

1A-Lions Municipal GC, Austin (Par 71:284)

TEAM

- 1 Garden City 370-336=706 (+138)



- 2 Blanket 352-370=722 (+154)
- 3 Iredell 373-371=744 (+176)

INDIVIDUALS

- 1 Seth Bearden, Crowell 72-73=145 (+3)
- 2 Luke Kinkade, Blanket 71-75=146 (+4)
- 3 Gatlin Goad, Briscoe Ft. Elliott 77-81=158 (+16)

**2017
May 22-23**

6A-Legacy Hills GC, Georgetown (Par 72:288)

TEAM

- 1 Austin Westlake 288-284=572 (-4)
- 2 Plano West 291-288=579 (+3)
- 3 Southlake Carroll 294-297=591 (+15)

INDIVIDUALS

- 1 Parker Coody, Plano West 71-68=139 (-5)
- 2 Mathew Denton, Austin Westlake 72-68=140 (-4)
- William Moll, Houston Memorial 68-72=140 (-4)

5A-Wolfdancer GC, Lost Pines (Par 72:288)

TEAM

- 1 Dallas Highland Park 294-297=591 (+15)
- 2 Cedar Park 304-300=604 (+28)
- 3 Lubbock Cooper 307-304=611 (+35)

INDIVIDUALS

- 1 Scott Roden, Highland Park 70-71=141 (-3)
- Mac Meissner, SA Alamo Heights 73-68=141 (-3)
- 3 Graham Hutchinson, Prosper 71-73=144 (E)

4A-Apple Rock GC, Horseshoe Bay (Par 72:288)

TEAM

- 1 Argyle 312-321=633 (+57)
- 2 Fredericksburg 320-326=646 (+70)
- 3 Monahans 330-319=649 (+73)
- Robinson 327-322=649 (+73)

INDIVIDUALS

- 1 Jaryn Pruitt, Brownwood 72-69=141 (-3)
- 2 Sam Bennett, Madisonville 73-73=146 (+2)
- 3 Will Traylor, Midlothian Heritage 77-74=151 (+7)

3A-Grey Rock GC, Austin (Par 72:288)

TEAM

- 1 Troup 315-306=621 (+45)
- 2 Brock 329-307=636 (+60)
- 3 Pottsboro 339-320=659 (+83)

INDIVIDUALS

- 1 Kasey Middleton, Comanche 72-73=145 (+1)
- 2 Colton Hilburn, Merkel* 77-70=147 (+3)
- 3 Garrett Leek, Brock 72-75=147 (+3)

2A-Roy Kizer GC, Austin (Par 71:284)

TEAM

- 1 Grapeland 304-296=600 (+32)
- 2 Hamlin 328-325=653 (+85)
- 3 Vega 345-326=671 (+103)

INDIVIDUALS

- 1 Rick Frauenberger, Grapeland 67-72=139 (-3)
- 2 Saylem Maddox, Memphis 76-69=145 (+3)
- 3 Wyatt Koricaneck, Yorktown 76-70=146 (+4)

1A-Lions Municipal GC, Austin (Par 71:284)

TEAM

- 1 Happy 323-315=638 (+70)
- 2 Clyde Eula 329-346=675 (+107)
- 3 Garden City 371-353=724 (+156)

INDIVIDUALS

- 1 Sterling White, Happy 71-73=144 (+2)
- 2 Mitchell Downing, Happy 71-76=147 (+5)
- 3 John-Payton, White Deer 74-76=150 (+8)



Sterling White - Happy

2016

April 25-26 (2A, 4A-6A), April 27-28 (1A-3A)

6A-Legacy Hills GC, Georgetown (Par 72:288)

TEAM

- 1 Plano West 291-289=580 (+4)
- 2 Mansfield 291-297=588 (+12)
- 3 Austin Westlake 296-299=595 (+19)

INDIVIDUALS

- 1 Travis McInroe, Plano West 71-70=141 (-3)
- 2 Colin Kober, Southlake Carroll* 71-72=143 (-1)
- 3 Caleb Hicks, Arlington Lamar 73-70=143 (-1)

5A-Wolfdancer GC, Lost Pines (Par 72:288)

TEAM

- 1 Austin Vandegrift #1 285-287=572 (-4)
- 2 San Antonio Alamo Heights 304-315=619 (+43)
- 3 Austin Vandegrift #2 317-308=625 (+49)

INDIVIDUALS

- 1 Cooper Dossey, Austin Vandegrift 66-69=135 (-9)
- 2 Mac Meissner, SA Alamo Heights 73-70=143 (-1)
- 3 Brandon Hoff, Austin Vandegrift 71-73=144 (E)

4A-Onion Creek CC, Austin (Par 70:280)

TEAM

- 1 Argyle 301-304=605 (+45)
- 2 Texarkana Pleasant Grove 305-309=614 (+54)

- 3 Decatur 315-307=622 (+62)

INDIVIDUALS

- 1 Sam Bennett, Madisonville 66-72=138 (-2)
- 2 Joseph Wolcik, Cle. Tarkington* 75-70=145 (+5)
- 3 Tommy Parker, Argyle** 75-70=145 (+5)

3A-Grey Rock GC, Austin (Par 72:288)

TEAM

- 1 Brock 321-303=624 (+48)
- 2 Troup 321-320=641 (+65)
- 3 Wall 324-324=648 (+72)

INDIVIDUALS

- 1 Will Holcomb V, Crockett 72-72=144 (E)
- 2 Colton Hilburn, Merkel* 74-76=150 (+6)
- 3 Nikolas Keratsopoulos, Cam. Yoe** 76-74=150 (+6)

2A-Roy Kizer GC, Austin (Par 71:284)

TEAM

- 1 Normangee 304-298=602 (+34)
- 2 Grapeland 312-319=631 (+63)
- 3 Quanah 322-332=654 (+86)

INDIVIDUALS

- 1 Logan Young, Normangee 67-72=139 (-3)
- 2 Wyatt Koricaneck, Yorktown 70-77=147 (+5)
- 3 Austin Aguirre, Normangee 78-72=150 (+8)

1A-Lions Municipal GC, Austin (Par 71:284)

TEAM

- 1 Happy 340-333=673 (+105)
- 2 Douglass 362-362=724 (+156)
- 3 Wink 381-345=726 (+158)

INDIVIDUALS

- 1 Luke Kinkade, Blanket 75-75=150 (+8)
- 2 Mitchell Downing, Happy 77-76=153 (+11)
- 3 Sterling White, Happy 81-77=158 (+16)

2015

April 27-28 (3A-6A), April 29-30 (1A-2A)

6A-Legacy Hills GC, Georgetown (Par 72:288)

TEAM

- 1 Southlake Carroll 288-300=588 (+12)
- 2 Austin Westlake 291-304=595 (+19)
- 3 Plano West 298-307=605 (+29)

INDIVIDUALS

- 1 Colin Kober, Southlake Carroll 69-73=142 (-2)
- 2 Mason Greenberg, SL Carroll 71-74=145 (+1)
- 3 Andy Lopez, Plano West* 73-74=147 (+3)

5A-Wolfdancer GC, Lost Pines (Par 72:288)

TEAM

- 1 Austin Vandegrift 298-316=614 (+38)
- 2 Texarkana Texas 310-307=617 (+41)
- 3 Lufkin* 305-323=628 (+52)

INDIVIDUALS

- 1 Chandler Phillips, Huntsville 69-72=141 (-3)
- 2 Cooper Dossey, Austin Vandegrift 70-72=142 (-2)
- 3 Garrett Landers, Sulphur Springs 68-79=147 (+3)

4A-Onion Creek CC, Austin (Par 70:280)

TEAM

- 1 Argyle 300-312=612 (+52)
- 2 Fredericksburg 306-313=619 (+59)



3 Llano*	312-321=633 (+73)
<u>INDIVIDUALS</u>	
1 Cole Grona, Fredericksburg	70-77=147 (+7)
2 Clayton Meyers, Llano	71-77=148 (+8)
3 Caden Wylie, Boerne	72-77=149 (+9)

3A-Grey Rock GC, Austin (Par 72:288)

<u>TEAM</u>	
1 Brock	324-338=662 (+86)
2 Rockdale	331-337=668 (+92)
3 Glen Rose	326-344=670 (+94)

<u>INDIVIDUALS</u>	
1 Jacob Young, San Antonio Cole	73-74=147 (+3)
2 Preston McGinty, Bruceville-Eddy	71-77=148 (+4)
3 Conner Whorff, Winnsboro	73-76=149 (+5)

2A-Roy Kizer GC, Austin (Par 71:284)

<u>TEAM</u>	
1 Normangee	315-315=630 (+62)
2 Olney	318-340=658 (+90)
3 Panhandle	334-330=664 (+96)

<u>INDIVIDUALS</u>	
1 Logan Young, Normangee	67-71=138 (-4)
2 Tanner Thompson, Olney	65-76=141 (-1)
3 July Latimer, Martin's Mill	73-70=143 (+1)

1A-Lions Municipal GC, Austin (Par 71:284)

<u>TEAM</u>	
1 Throckmorton	337-336=663 (+95)
2 Happy	342-340=682 (+114)
3 Bronte	358-352=710 (+142)

<u>INDIVIDUALS</u>	
1 Lanham Brown, Throckmorton	77-71=148 (+6)
2 Mitchell Downing, Happy	73-77=150 (+8)
3 Mathew Orsak, Moulton	77-75=152 (+10)

2014

April 28-29 (3A-5A), April 30-May 1 (1A-2A)

5A-Onion Creek CC, Austin (Par 70:280)

<u>TEAM</u>	
1 Austin Westlake	284-291=575 (+15)
2 Southlake Carroll	295-284=579 (+19)
3 Deer Park	299-303=602 (+42)

<u>INDIVIDUALS</u>	
1 Matthew Perrine, Austin Westlake	68-68=136 (-4)
2 Michael Perras, Deer Park*	68-72=140 (E)
3 Mason Greenberg, SL Carroll	72-68=140 (E)

4A-UT Golf Club, Austin (Par 71:284)

<u>TEAM</u>	
1 Austin Vandegrift	291-293=584 (+16)
2 Dallas Highland Park	296-305=601 (+33)
3 Cedar Park	308-306=614 (+46)

<u>INDIVIDUALS</u>	
1 Scottie Scheffler, Dal. Highland Park	66-72=138 (-4)
2 William Martinez, Austin Vandegrift	73-71=144 (+2)
3 Cooper Dossey, Austin Vandegrift*	71-74=145 (+3)

3A-Wolfdancer GC, Lost Pines (Par 72:288)

<u>TEAM</u>	
1 Andrews	324-314=638 (+62)
2 Argyle	318-326=644 (+68)

3 Texarkana Pleasant Grove	318-329=647 (+71)
<u>INDIVIDUALS</u>	
1 G.K. Morrison, Andrews*	75-74=149 (+5)
2 Tanner Napier, Paris	71-78=149 (+5)
3 Blake Elliott, Liberty Hill	76-76=152 (+8)

2A-Roy Kizer GC, Austin (Par 71:284)

<u>TEAM</u>	
1 Salado	327-314=641 (+73)
2 Wall	332-322=654 (+86)
3 Crockett	347-327=674 (+106)

<u>INDIVIDUALS</u>	
1 Zach James, Whitesboro	75-69=144 (+2)
2 Wilson Powell, Jefferson*	79-73=152 (+10)
3 Dalton Hankamer, Salado	76-76=152 (+10)

1A-Lions Municipal GC, Austin (Par 71:284)

<u>TEAM</u>	
1 Weimar	337-316=653 (+85)
2 Olney	344-329=673 (+105)
3 Martin's Mill	345-339=684 (+116)

<u>INDIVIDUALS</u>	
1 Tanner Thompson, Olney	71-77=148 (+6)
2 Mitchell Downing, Happy	79-74=153 (+11)
3 July Latimer, Martin's Mill	75-79=154 (+12)

2013

April 29-30 (4A-5A), May 2-3 (1A-3A)

5A-Morris Williams GC, Austin (Par 72:288)

<u>TEAM</u>	
1 Austin Lake Travis	294-277=571 (-5)
2 Mansfield	285-291=576 (E)
3 Southlake Carroll	300-282=582 (+6)

<u>INDIVIDUALS</u>	
1 Andrew Paysse, Belton	67-71=138 (-6)
2 Klein Klotz, Austin Lake Travis*	70-69=139 (-5)
3 Brad Able, Con. The Woodlands**	73-66=139 (-5)

4A-Onion Creek CC, Austin (Par 70:280)

<u>TEAM</u>	
1 Dallas Highland Park	286-274=560 (E)
2 Cedar Park	291-294=585 (+25)
3 Austin Vandegrift	298-291=589 (+29)

<u>INDIVIDUALS</u>	
1 Scottie Scheffler, Dal. Highland Park	71-64=135 (-5)
2 Connor Black, Humble Sum. Crk.*	73-65=138 (-2)
3 Collin Frizzell, Nacogdoches	70-68=138 (-2)

3A-Jimmy Clay GC, Austin (Par 72:288)

<u>TEAM</u>	
1 Andrews	316-315=631 (+55)
2 Argyle	319-313=632 (+56)
3 Fredericksburg	337-319=656 (+80)*

<u>INDIVIDUALS</u>	
1 James Sandoval, Pleasanton	73-75=148 (+4)
2 Tanner Napier, Paris*	77-75=152 (+8)
3 Sam Rogers, Fredericksburg	79-73=152 (+8)

2A-Roy Kizer GC, Austin (Par 71:284)

<u>TEAM</u>	
1 Holliday	332-355=687 (+119)
2 Whitesboro	336-353=689 (+121)

3 Salado	344-358=702 (+134)
<u>INDIVIDUALS</u>	
1 Dane Hankamer, Salado	77-79=156 (+14)
2 Scottie Brown, Marion	79-78=157 (+15)
3 Lee Kinley, Clyde	77-81=158 (+16)

1A-Lions Municipal GC, Austin (Par 71:284)

<u>TEAM</u>	
1 Weimar	333-337=683 (+115)
2 Seymour	348-346=694 (+126)
3 Rankin	352-349=701 (+133)

<u>INDIVIDUALS</u>	
1 Logan Young, Normangee*	80-78=158 (+16)
2 Tanner Thompson, Rankin	81-77=158 (+16)
3 Cameron Montgomery, Seymour	83-76=159 (+17)

2012

April 30-May 1 (4A-5A), May 3-4 (1A-3A)

5A-Onion Creek CC, Austin (Par 70:280)

<u>TEAM</u>	
1 Conroe The Woodlands	290-281=571 (+11)
2 Austin Westlake	286-293=579 (+19)
3 Fort Bend Travis	293-294=587 (+27)

<u>INDIVIDUALS</u>	
1 Stratton Nolen, Austin Westlake*	71-69=140 (E)
2 Matthew Dunn, Cypress Creek	69-71=140 (E)
3 Fernando Cruz, The Woodlands**	69-72=141 (+1)

4A-Jimmy Clay GC, Austin (Par 72:288)

<u>TEAM</u>	
1 Austin Lake Travis	300-288=588 (+12)
2 Dallas Highland Park	302-299=601 (+25)
3 Montgomery	305-302=607 (+31)

<u>INDIVIDUALS</u>	
1 Scottie Scheffler, Dal. Highland Park	68-72=140 (-4)
2 Klein Klotz, Austin Lake Travis	74-69=143 (-1)
3 Travis Benson, Granbury*	72-72=144 (E)

3A-Jimmy Clay GC, Austin (Par 72:288)

<u>TEAM</u>	
1 Fredericksburg	311-304=615 (+39)
2 Andrews	316-300=616 (+40)
3 Prosper	303-319=622 (+46)

<u>INDIVIDUALS</u>	
1 Kraig Zimmerhanel, Smithville	71-74=145 (+1)
2 D.J. Godoy, Lindale	75-71=146 (+2)
3 Marcus Bennett, Madisonville*	71-76=147 (+3)

2A-Roy Kizer GC, Austin (Par 71:284)

<u>TEAM</u>	
1 Weimar A	318-295=613 (+45)
2 Weimar B	312-315=627 (+59)
3 Troup	318-312=630 (+62)

<u>INDIVIDUALS</u>	
1 Jake Blenden, Crawford	71-71=142 (E)
2 Ryan Martin, Coleman	69-75=144 (+2)
3 Trey Davila, Weimar*	72-73=145 (+3)

1A-Lions Municipal GC, Austin (Par 71:284)

<u>TEAM</u>	
1 Rankin	335-330=665 (+97)
2 Martin's Mill	336-335=671 (+103)



3 Wink 353-340=693 (+125)

INDIVIDUALS

- 1 Jackson Latimer, Martin's Mill 72-74=146 (+4)
- 2 Brody Davis, Canadian 72-75=147 (+5)
- 3 Clay Atkinson, Tilden McMullen Co. 75-75=150 (+8)

2011

May 9-10 (1A, 2A, 4A), May 12-13 (3A, 5A)
5A-Jimmy Clay GC, Austin (Par 72:288)

TEAM

- 1 Mansfield 285-290=575 (-1)
- 2 Southlake Carroll* 290-291=581 (+5)
- 3 McKinney Boyd 292-289=581 (+5)

INDIVIDUALS

- 1 Jordan Speith, Dallas Jesuit 68-64=132 (-8)
- 2 Austin DeGrate, FB Clements* 71-68=139 (-5)
- 3 Kolton Crawford, Mansfield 69-70=139 (-5)

4A-Jimmy Clay GC, Austin (Par 72:288)

TEAM

- 1 Austin Lake Travis 302-294=596 (+20)
- 2 Dallas Highland Park 307-296=603 (+27)
- 3 Montgomery 313-309=622 (+46)

INDIVIDUALS

- 1 Joe Beck III, Austin Lake Travis 73-70=143 (-1)
- 2 Tayler Termeer, Austin Lake Travis* 75-70=145 (+1)
- 3 Major Monzingo, Northwest Nelson 71-74=145 (+1)

3A-Roy Kizer GC, Austin (Par 71:284)

TEAM

- 1 Prosper 299-306=605 (+37)
- 2 Texarkana Pleasant Grove 305-303=608 (+40)
- 3 Fredericksburg 313-304=617 (+49)

INDIVIDUALS

- 1 Sean Romero, Tex. Pleasant Grove* 71-74=145 (+3)
- 2 Stayton Lindeman, Lampasas 72-73=145 (+3)
- 3 Hunter Wade, Perryton 74-72=146 (+4)

2A-Roy Kizer GC, Austin (Par 71:284)

TEAM

- 1 Wall 325-315=640 (+72)
- 2 Weimar 338-322=660 (+92)
- 3 Troup 350-329=679 (+111)

INDIVIDUALS

- 1 Tyson Turnbow, Muleshoe 75-73=148 (+6)
- 2 Garrett Smith, Wall 79-74=153 (+11)
- 3 Jacob Daughtry, Wall* 80-74=154 (+12)

1A-Morris Williams GC, Austin (Par 72:288)

TEAM

- 1 Robert Lee 312-314=626 (+50)
- 2 Seymour 334-326=660 (+84)
- 3 Malakoff Cross Roads 339-349=688 (+112)

INDIVIDUALS

- 1 Logan Philley, Robert Lee 70-72=142 (-2)
- 2 Haden Dillard, Robert Lee 73-74=147 (+3)
- 3 Matt Porter, Seymour 75-76=151 (+7)

2010

May 10-11 (1A, 2A, 4A), May 13-14 (3A, 5A)
5A-Jimmy Clay GC, Austin (Par 72:288) *27 holes

TEAM

- 1 Austin Westlake 288-139=427
- 2 Southlake Carroll 299-142=441
- 3 San Antonio Reagan 293-149=442

INDIVIDUALS

- 1 Cory Whitsett, Houston Memorial* 69-34=103
- 2 Jordan Speith, Dallas Jesuit 68-35=103
- 3 Thomas Birdsey, Southlake Carroll 70-35=105
Paul Otte, Austin Westlake 70-35=105

4A-Jimmy Clay GC, Austin (Par 72:288)

TEAM

- 1 Dallas Highland Park 309-303=612 (+36)
- 2 Austin Lake Travis* 316-309=625 (+49)
- 3 Montgomery 315-310=625 (+49)

INDIVIDUALS

- 1 Curtis Reed, Castro. Medina Valley 70-73=143 (-1)
- 2 Brax McCarthy, FW Arlington Heights 77-71=148 (+4)
- 3 Charlie Ewing, Dal. Highland Park 76-73=149 (+5)

3A-Roy Kizer GC, Austin (Par 71:284) *27 holes

TEAM

- 1 Texarkana Pleasant Grove 297-146=443
- 2 Gatesville 296-155=451
- 3 Wharton 307-149=456

INDIVIDUALS

- 1 Sean Romero, Tex. Pleasant Grove 66-35=101
- 2 Stuart Smallwood, Paris 71-33=104
- 3 Wes McClain, Diboll 70-36=106

2A-Roy Kizer GC, Austin (Par 71:284)

TEAM

- 1 Quitman 336-326=662 (+94)
- 2 Wall 341-331=672 (+104)
- 3 Sonora* 338-336=674 (+106)

INDIVIDUALS

- 1 Zeb Littlefield, Millsap 78-74=152 (+10)

- 2 Zaccary Weatherford, Woodville* 78-76=154 (+12)
- 3 Jake Blenden, Crawford** 78-76=154 (+12)

1A-Morris Williams GC, Austin (Par 72:288)

TEAM

- 1 Robert Lee 334-321=655 (+79)
- 2 Gruver 329-332=661 (+85)
- 3 Seymour 341-325=666 (+90)

INDIVIDUALS

- 1 Logan Philley, Robert Lee 75-74=149 (+5)
- 2 Matt Porter, Seymour 75-75=150 (+6)
- 3 Matt Taylor, Tahoka* 80-79=159 (+15)

2009

May 11-12 (1A, 2A, 4A), May 14-15 (3A, 5A)
5A-Jimmy Clay GC, Austin (Par 72:288)

TEAM

- 1 Austin Westlake 282-293=575 (-1)
- 2 San Antonio Reagan 291-295=586 (+10)
- 3 Mansfield 295-294=589 (+13)

INDIVIDUALS

- 1 Jordan Speith, Dallas Jesuit 74-65=139 (-5)
- 2 Alex Ellis, Austin Westlake* 70-70=140 (-4)
- 3 Chase Webb, Lufkin** 71-69=140 (-4)

4A-Jimmy Clay GC, Austin (Par 72:288)

TEAM

- 1 Richardson Pearce 291-291=582 (+6)
- 2 Dallas Highland Park 293-302=595 (+19)
- 3 Castroville Medina Valley 299-301=600 (+24)

INDIVIDUALS

- 1 Cody Gribble, Dal. Highland Park 66-69=135 (-9)
- 2 Bobby Ledesma, Brazosport 68-73=141 (-3)
- 3 Hunter Brown, Rich. Pearce* 75-68=143 (-1)

3A-Roy Kizer GC, Austin (Par 71:284)

TEAM

- 1 Gatesville 299-307=606 (+38)
- 2 Graham 305-303=608 (+40)



Dallas Highland Park - 2006 Conference 4A Boys Golf Team Champions



3 Longview Spring Hill	311-305=616 (+48)
INDIVIDUALS	
1 Jacob Torans, Devine	67-74=141 (-1)
2 Sean Romero, Tex. Pleasant Grove*	75-69=144 (+2)
3 Eric Garza, Falfurrias	70-74=144 (+2)

2A-Roy Kizer GC, Austin (Par 71:284)

TEAM	
1 Salado	299-307=606 (+38)
2 Sonora	310-323=633 (+65)
3 Olney	319-316=635 (+67)
INDIVIDUALS	

1 Ryan O'Rear, Salado	73-70=143 (+1)
2 Kyle Dickerson, Anson	71-73=144 (+2)
3 Jade Scott, Daingerfield	76-71=147 (+5)

1A-Morris Williams GC, Austin (Par 72:288)

TEAM	
1 Robert Lee	313-314=627 (+51)
2 Gruver	333-328=661 (+85)
3 Malakoff Cross Roads	351-334=685 (+109)
INDIVIDUALS	

1 Logan Philley, Robert Lee	69-71=140 (-4)
2 Marcus Cook, Garden City	75-72=147 (+3)
3 Mason Ross, Robert Lee	75-77=152 (+8)

2008

May 5-6 (1A, 2A, 4A), May 8-9 (3A, 5A)

5A-Jimmy Clay GC, Austin (Par 72:288)

TEAM	
1 Plano West	292-303=595 (+19)
2 Conroe The Woodlands*	297-300=597 (+21)
3 Houston Memorial	298-299=597 (+21)
INDIVIDUALS	

1 Cory Whitsett, Houston Memorial	72-69=141 (-3)
2 Ryan Dagerman, Plano West*	70-75=145 (+1)
3 Ben Thorseth, Hou. Strake Jesuit	76-69=145 (+1)

4A-Jimmy Clay GC, Austin (Par 72:288)

TEAM	
1 Dallas Highland Park	294-301=595 (+19)
2 Austin Lake Travis*	313-301=614 (+38)
3 McKinney Boyd	310-304=614 (+38)
INDIVIDUALS	

1 Cody Gribble, Dal. Highland Park	70-70=140 (-4)
2 Caleb LeNorman, Huntsville	74-71=145 (+1)
3 John Darden, Frisco Centennial*	75-71=146 (+2)

3A-Roy Kizer GC, Austin (Par 71:284)

TEAM	
1 Graham	297-300=597 (+29)
2 Robinson	297-303=600 (+32)
3 Castroville Medina Valley A*	296-308=604 (+36)
INDIVIDUALS	

1 Chase Chapman, Robinson	70-71=141 (-1)
2 Jason Fiscus, Long. Spring Hill	72-71=143 (+1)
3 Chance Cathey, Gatesville*	76-68=144 (+2)

2A-Roy Kizer GC, Austin (Par 71:284)

TEAM	
1 Salado	318-301=619 (+51)
2 Edgewood	316-305=621 (+53)

3 Sonora*	326-329=655 (+87)
INDIVIDUALS	
1 Ryan O'Rear, Salado	73-67=140 (-2)
2 Jade Scott, Daingerfield	72-71=143 (+1)
3 John Duke Hudson, Sonora	70-77=147 (+5)

1A-Morris Williams GC, Austin (Par 72:288)

TEAM	
1 Robert Lee	328-330=658 (+82)
2 Iraan	349-330=679 (+103)
3 Goldthwaite	352-344=696 (+120)
INDIVIDUALS	

1 Ruston Boyd, Grapeland	77-74=151 (+7)
2 Logan Philley, Robert Lee	74-79=153 (+9)
3 Cameron Swarb, White Deer	74-80=154 (+10)

2007

May 7-8 (1A, 2A, 4A), May 10-11 (3A, 5A)

5A-Roy Kizer GC, Austin (Par 71:284)

TEAM	
1 Conroe The Woodlands*	279-287=566 (-2)
2 Fort Worth Paschal	281-285=566 (-2)
3 Plano West	288-286=574 (+6)
INDIVIDUALS	

1 Blake Redmond, FB Clements	68-65=133 (-9)
2 John Peterson, FW Paschal*	66-70=136 (-6)
3 Cory Whitsett, Hou. Memorial	66-70=136 (-6)

4A-Roy Kizer GC, Austin (Par 71:284)

TEAM	
1 Aledo	283-281=564 (-4)
2 Dallas Highland Park	293-281=574 (+6)
3 Austin Lake Travis	291-291=582 (+14)
INDIVIDUALS	

1 Adam Wennerstrom, Lake Travis	69-68=137 (-5)
2 Brax McCarthy, FW Arlington Heights	71-67=138 (-4)
3 Michael Smith, CP Vista Ridge*	72-67=139 (-3)

3A-Morris Williams GC, Austin (Par 72:288)

TEAM	
1 Castroville Medina Valley	292-304=596 (+20)
2 Palestine	299-306=605 (+29)
3 Andrews	304-310=614 (+38)
INDIVIDUALS	

1 Curtis Reed, Castro. Medina Valley*	71-74=145 (+1)
2 Aaron Massey, Gatesville	75-70=145 (+1)
3 Jeremy Lambright, Palestine	71-75=146 (+2)

2A-Morris Williams GC, Austin (Par 72:288)

TEAM	
1 Edgewood	305-314=619 (+43)
2 Salado	315-317=632 (+56)
3 Callisburg	313-320=633 (+57)
INDIVIDUALS	

1 Ryan O'Rear, Salado	70-72=142 (-2)
2 Jade Scott, Daingerfield*	71-73=144 (E)
3 John Duke Hudson, Sonora	73-71=144 (E)
Travis Klutts, Callisburg	73-71=144 (E)

1A-Lions Municipal GC, Austin (Par 71:284)

TEAM	
1 La Rue La Poyner	319-335=654 (+86)

2 Bracketville Brackett	328-329=657 (+89)
3 Lindsay	329-339=668 (+100)
INDIVIDUALS	
1 Daniel Gibbins, La Rue La Poyner	74-76=150 (+8)
2 Cameron Swarb, White Deer	76-75=151 (+9)
3 Blaine Weiterman, Overton	75-77=152 (+10)

2006

May 8-9 (1A, 2A, 4A), May 11-12 (3A, 5A)

5A-Roy Kizer GC, Austin (Par 71:284)

TEAM	
1 Fort Worth Paschal*	289-289=578 (+2)
2 San Antonio Churchill	293-285=578 (+2)
3 Plano West	292-289=581 (+5)
INDIVIDUALS	

1 Matt Harvey, Georgetown	64-71=135 (-7)
2 Jeff Edelman, Southlake Carroll	70-66=136 (-6)
3 John Peterson, FW Paschal	70-68=138 (-4)

4A-Roy Kizer GC, Austin (Par 71:284)

TEAM	
1 Dallas Highland Park	283-283=566 (-10)
2 McKinney	290-290=580 (+4)
3 Aledo	288-297=585 (+9)
INDIVIDUALS	

1 Dustin Morris, Crosby	69-69=138 (-4)
2 Cody Gribble, Highland Park	71-68=139 (-3)
3 Paul Haley, Highland Park	69-71=140 (-2)

3A-Jimmy Clay GC, Austin (Par 72:288)

TEAM	
1 Palestine	299-295=594 (+18)
2 Graham	308-310=618 (+42)
3 Lindale	313-308=621 (+45)
INDIVIDUALS	

1 Joseph Totah, Palestine	75-70=145 (+1)
2 Steve Herrington, Palestine	75-72=147 (+3)
3 Stetson McMillan, Lindale	75-75=150 (+6)

2A-Jimmy Clay GC, Austin (Par 72:288)

TEAM	
1 Edgewood	313-314=627 (+51)
2 Olney*	314-316=630 (+54)
3 Sonora	315-315=630 (+54)
INDIVIDUALS	

1 Travis Klutts, Callisburg	74-71=145 (+1)
2 Chase Johnson, Lone Oak	76-70=146 (+2)
3 James Raymond, SA Cole	73-74=147 (+3)

1A-Morris Williams GC, Austin (Par 72:288)

TEAM	
1 Throckmorton	330-323=653 (+77)
2 La Rue La Poyner	332-333=665 (+89)
3 Riesel	329-337=666 (+90)
INDIVIDUALS	

1 Chris Schroeder, Riesel	74-72=146 (+2)
2 Nathan Blankenship, Dodd City	78-73=151 (+7)
3 Phillip Buckner, Blackwell*	73-80=153 (+9)



2005

May 9-10 (1A, 2A, 4A), May 12-13 (3A, 5A)
5A-Roy Kizer GC, Austin (Par 71:284)

TEAM

- 1 Conroe The Woodlands 274-287=561 (-7)
- 2 Southlake Carroll 285-286=571 (+3)
- 3 Midland Lee 279-301=580 (+12)

INDIVIDUALS

- 1 Bronson Burgoon, The Woodlands 61-69=130 (-12)
- 2 Jeff Edleman, Southlake Carroll 66-69=135 (-7)
- 3 Kyle Farras, Carrollton Creekview 68-70=138 (-4)

4A-Roy Kizer GC, Austin (Par 71:284)

TEAM

- 1 Dallas Highland Park 290-290=580 (+12)
- 2 McKinney 289-294=583 (+15)
- 3 Castroville Medina Valley 293-306=599 (+31)

INDIVIDUALS

- 1 Sang Yi, Lewisville Hebron 64-67=131 (-11)
- 2 Chris Ward, McKinney 67-72=139 (-3)
- 3 Charlie Holland, Dal. Highland Park 70-71=141 (-1)

3A-Jimmy Clay GC, Austin (Par 72:288)

TEAM

- 1 Palestine 304-301=605 (+29)
- 2 Graham 314-312=626 (+40)
- 3 Canyon 307-323=630 (+44)

INDIVIDUALS

- 1 Mathew Oates, Diboll 68-77=145 (+1)
- 2 Kevin Doskocil, Hillsboro 71-77=148 (+4)
- 3 Joseph Totah, Palestine 73-76=149 (+5)

2A-Jimmy Clay GC, Austin (Par 72:288)

TEAM

- 1 Jacksboro 323-308=631 (+55)
- 2 Coleman 318-321=639 (+63)
- 3 Warren 325-315=640 (+64)

INDIVIDUALS

- 1 Colton Williams, Jacksboro 75-73=148 (+4)
- 2 Hilton Funk, Lago Vista 75-74=149 (+5)
- 3 James Raymond, SA Cole 75-74=149 (+5)

1A-Morris Williams GC, Austin (Par 72:288)

TEAM

- 1 Iraan 320-312=632 (+56)
- 2 La Rue La Poyner 313-330=643 (+67)
- 3 Throckmorton 333-331=664 (+88)

INDIVIDUALS

- 1 Blaine Weiterman, Overton 71-72=143 (-1)
- 2 Michael Hillis, Utopia 70-74=144 (E)
- 3 Jay Calvo, Baird 75-69=144 (E)

2004

May 10-11 (1A, 2A, 4A), May 13-14 (3A, 5A)
5A-Roy Kizer GC, Austin (Par 71:284)

TEAM

- 1 Southlake Carroll 282-293=575 (+7)
- 2 Fort Bend Elkins 283-296=579 (+11)
- 3 Conroe The Woodlands 287-297=584 (+16)

INDIVIDUALS

- 1 Lance Lopez, Fort Bend Elkins 67-71=138 (-4)



Throckmorton - 2002 Conference 1A Boys Golf Team Champions

- 2 Chris Ward, McKinney 70-69=139 (-3)
- 3 Matt Van Zandt, Fort Bend Elkins* 69-72=141 (-1)

4A-Roy Kizer GC, Austin (Par 71:284)

TEAM

- 1 Dallas Highland Park 274-275=549 (-19)
- 2 Austin Lake Travis 292-290=582 (+14)
- 3 Lewisville Hebron 297-294=591 (+23)

INDIVIDUALS

- 1 Charlie Holland, Dal. Highland Park* 70-66=136 (-6)
- 2 Paul Haley, Dallas Highland Park 66-70=136 (-6)
- 3 Dustin Garza, Mission Sharyland 69-69=138 (-4)

3A-Jimmy Clay GC, Austin (Par 72:288)

TEAM

- 1 Slaton 311-324=635 (+59)
- 2 Burnet 317-323=640 (+64)
- 3 Canyon 322-321=643 (+67)

INDIVIDUALS

- 1 Jeremy Martin, Slaton 73-77=150 (+6)
- 2 Stephen Loyd, Burnet* 71-80=151 (+7)
- 3 Deret Fromme, Sinton** 77-74=151 (+7)

2A-Jimmy Clay GC, Austin (Par 72:288)

TEAM

- 1 Three Rivers 309-304=613 (+37)
- 2 Coleman 318-313=631 (+55)
- 3 Warren 314-318=632 (+56)

INDIVIDUALS

- 1 Colton Williams, Jacksboro 71-74=145 (+1)
- 2 Wes Stapleton, Three Rivers 73-74=147 (+3)
- 3 Ryan Robbins, Three Rivers* 75-75=150 (+6)

1A-Morris Williams GC, Austin (Par 72:288)

TEAM

- 1 Iraan 314-317=631 (+64)
- 2 Memphis 324-328=652 (+85)

- 3 Utopia 345-322=667 (+100)

INDIVIDUALS

- 1 Michael Hillis, Utopia 74-70=144 (+2)
- 2 Jeff Whitaker, Normangee 70-77=147 (+5)
- 3 Justin Weeks, Dodd City* 75-76=151 (+9)

2003

May 5-6 (1A, 2A, 4A), May 8-9 (3A, 5A)
5A-Roy Kizer GC, Austin (Par 71:284)

TEAM

- 1 Fort Bend Elkins 302-281=583 (+16)
- 2 Conroe The Woodlands 295-290=585 (+17)
- 3 Southlake Carroll 294-292=586 (+18)

INDIVIDUALS

- 1 Bronson Burgoon, The Woodlands* 73-68=138 (-4)
- 2 Jamie Amoretti, SA Churchill 74-67=138 (-4)
- 3 Steve Mayo, Austin Westlake** 72-70=142 (E)

4A-Roy Kizer GC, Austin (Par 71:284)

TEAM

- 1 Dallas Highland Park 278-281=559 (-9)
- 2 Palestine 287-276=563 (-5)
- 3 Lewisville Hebron 295-292=587 (+19)

INDIVIDUALS

- 1 Will Osborne, Wichita Falls 70-67=137 (-5)
- 2 Jeremy Frye, Palestine* 71-67=138 (-4)
- 3 Garrett Merrell, Dal. Highland Park** 68-70=138 (-4)

3A-Jimmy Clay GC, Austin (Par 72:288)

TEAM

- 1 Snyder 306-315=621 (+45)
- 2 Madisonville* 327-316=643 (+67)
- 3 Monahans 326-317=643 (+67)

INDIVIDUALS

- 1 Colt Knost, Pilot Point 74-71=145 (+1)
- 2 Stafford Gray, Snyder 74-74=148 (+4)



3 Derek Jordan, Monahans 76-75=151 (+7)

2A-Jimmy Clay GC, Austin (Par 72:288)

TEAM

1 Three Rivers 306-302=608 (+32)
2 Sonora 322-315=637 (+61)
3 Coleman 340-319=659 (+83)

INDIVIDUALS

1 Jeremy Miller, Moody 71-70=141 (-3)
2 Jeff Hensly, Van Horn 71-75=146 (+2)
3 T.R. Repka, Refugio 76-72=148 (+4)

1A-Morris Williams GC, Austin (Par 72:288)

TEAM

1 Memphis 321-303=624 (+50)
2 Archer City 322-316=638 (+64)
3 Iraan 332-310=642 (+68)

INDIVIDUALS

1 Kevin Daskocil, Abbott 73-75=148 (+4)
2 Michael Hillis, Utopia* 72-78=150 (+6)
3 Bobby Hutcherson, Memphis** 74-76=150 (+6)

2002

May 6-7 (1A, 2A, 4A), May 9-10 (3A, 5A)

5A-Roy Kizer GC, Austin (Par 71:284)

TEAM

1 Conroe The Woodlands 290-285=575 (+7)
2 Rockwall 300-283=583 (+15)
3 Austin Westlake 296-291=587 (+19)

INDIVIDUALS

1 Jeff Bell, Plano West 71-69=140 (-2)
2 Jeffery Lanier, Austin Westlake* 71-70=141 (-1)
3 John Elizondo, SA Brackenridge 70-71=141 (-1)

4A-Roy Kizer GC, Austin (Par 71:284)

TEAM

1 Dallas Highland Park 296-292=588 (+20)
2 Southlake Carroll 305-299=604 (+36)
3 Granbury 305-308=613 (+45)

INDIVIDUALS

1 Josh Price, Marble Falls 76-68=144 (+2)
2 Jace Moore, Southlake Carroll* 75-71=146 (+4)
3 Chase Thomas, Highland Park** 74-72=146 (+4)

3A-Jimmy Clay GC, Austin (Par 72:288)

TEAM

1 Perryton 313-314=627 (+51)
2 Hardin-Jefferson 314-316=630 (+54)
3 Madisonville 317-319=636 (+60)

INDIVIDUALS

1 Trey Todd, Abilene Wylie 72-74=146 (+2)
2 Corey Swarthout, Canton 73-74=147 (+3)
3 Evertte Nini, Hardin-Jefferson 76-72=148 (+4)

2A-Jimmy Clay GC, Austin (Par 72:288)

TEAM

1 Memphis 316-324=640 (+64)
2 Archer City* 320-327=647 (+71)
3 Refugio 323-324=647 (+71)

INDIVIDUALS

1 Bobby Hutcherson, Memphis 74-71=145 (+1)
2 Colt Knost, Pilot Point 75-71=146 (+2)

3 Roy Burger, Refugio 77-72=149 (+5)

1A-Morris Williams GC, Austin (Par 72:288)

TEAM

1 Throckmorton 319-327=646 (+70)
2 Farwell 342-337=679 (+93)
3 Baird 345-349=694 (+108)

INDIVIDUALS

1 Johnathan Burpo, Dodd City 76-77=153 (+9)
2 Mikel Martinson, Throckmorton 75-81=156 (+12)
3 Jay Calvo, Baird 79-78=157 (+13)

2001

May 7-8 (1A, 2A, 4A), May 10-11 (3A, 5A)

5A-Roy Kizer GC, Austin (Par 71:284)

TEAM

1 Austin Westlake 273-291=564 (-4)
2 Plano East 286-283=569 (+1)
3 Duncanville* 288-290=578 (+10)

INDIVIDUALS

1 Tyler Duncan, Austin Westlake 65-72=137 (-5)
2 Drew Pigg, Plano West 71-67=138 (-4)
3 Ryan King, Duncanville 69-70=139 (-3)

4A-Roy Kizer GC, Austin (Par 71:284)

TEAM

1 Dallas Highland Park 289-285=574 (+6)
2 Palestine 302-289=591 (+23)
3 Boerne 301-292=593 (+25)

INDIVIDUALS

1 Ryan Baca, Lamar Consolidated 66-68=134 (-8)
2 Robert Stone, Dal. Highland Park 68-71=139 (-3)
3 Bryan Baker, Whitehouse 72-68=140 (-2)

3A-Jimmy Clay GC, Austin (Par 72:288)

TEAM

1 Sweetwater 309-310=619 (+43)
2 Longview Spring Hill 321-303=624 (+48)
3 Hardin-Jefferson 309-318=627 (+51)

INDIVIDUALS

1 Trey Todd, Abilene Wylie 74-74=148 (+4)
2 Glenn Allen, Hardin-Jefferson* 73-76=149 (+5)
3 Cole Kuykendall, Hardin-Jefferson 76-73=149 (+5)

2A-Jimmy Clay GC, Austin (Par 72:288)

TEAM

1 Olney 309-316=625 (+49)
2 San Saba 323-313=636 (+60)
3 Canadian 321-317=638 (+62)

INDIVIDUALS

1 Brandon Weir, Gilmer Harmony 70-74=144 (E)
2 Rory Smith, Big Sandy 72-73=145 (+1)
3 Jason Landry, Warren 78-69=147 (+3)

1A-Morris Williams GC, Austin (Par 72:288)

TEAM

1 Wheeler 323-330=653 (+77)
2 Brock 338-324=662 (+86)
3 Normangee 342-338=680 (+104)

INDIVIDUALS

1 Thumper Galyean, Paducah 76-76=152 (+8)
2 Raymond Gentry, Wheeler* 78-75=153 (+9)

3 Johnathan Burpo, Dodd City** 76-77=153 (+9)

2000

May 8-9 (1A-4A), May 11-12 (5A)

5A-Roy Kizer GC, Austin (Par 71:284)

TEAM

1 Lubbock Coronado 301-294=595 (+27)
2 Humble Kingwood 304-293=597 (+29)
3 Mansfield 303-298=601 (+33)

INDIVIDUALS

1 J.J. Killeen, Lubbock Coronado* 72-69=141 (-1)
2 Martin Flores, Mansfield 71-70=141 (-1)
3 Drew Pigg, Plano West** 75-70=145 (+3)

4A-Roy Kizer GC, Austin (Par 71:284)

TEAM

1 Dallas Highland Park-Blue 284-291=575 (+7)
2 Granbury* 296-302=598 (+30)
3 Dallas Highland Park-White 299-299=598 (+30)

INDIVIDUALS

1 Scott Abbott, Highland Park 69-71=140 (-2)
2 Ryan Baca, Lamar Consolidated 71-70=141 (-1)
3 Jimmy Kackley, Dal. Highland Park 72-70=142 (E)

3A-Lions Municipal GC, Austin (Par 71:284)

TEAM

1 Hardin-Jefferson 304-296=600 (+32)
2 Abilene Wylie 322-300=622 (+54)
3 Gladewater 308-317=625 (+57)

INDIVIDUALS

1 Brett Ashmore, Hardin-Jefferson 72-75=147 (+5)
2 Stewart Dodson, Perryton 80-68=148 (+6)
3 Glenn Allen, Hardin-Jefferson* 77-72=149 (+7)

2A-Lions Municipal GC, Austin (Par 71:284)

TEAM

1 Olney 326-320=646 (+78)
2 Sonora 336-315=651 (+83)
3 Hamilton 329-324=653 (+85)

INDIVIDUALS

1 Rory Smith, Dallardsville Big Sandy 71-75=146 (+4)
2 Macus Lopez, Post 73-74=147 (+5)
3 Travis Lovins, Canadian 72-77=149 (+7)

1A-Morris Williams GC, Austin (Par 72:288)

TEAM

1 Wheeler 327-324=651 (+75)
2 Menard 322-338=660 (+84)
3 Throckmorton* 333-339=672 (+96)

INDIVIDUALS

1 Bubba Bailey, Memphis* 76-74=150 (+6)
2 Bryan Hall, Celeste 75-75=150 (+6)
3 Thumper Galyean, Paducah** 76-77=153 (+9)

1999

May 11-12 (1A-4A), May 14-15 (5A)

5A-Roy Kizer GC, Austin (Par 71:284)

TEAM

1 Austin Westlake 283-295=578 (+10)
2 Mansfield 294-288=582 (+14)



3 Houston Stratford 293-291=584 (+16)

INDIVIDUALS

- 1 Hunter Mahan, McKinney 70-68=138 (-4)
- 2 Jeremy Luce, Austin Westlake 69-70=139 (-3)
- 3 Scott McMahon, Austin Westlake 68-72=140 (-2)

4A-Roy Kizer GC, Austin (Par 71:284)

TEAM

- 1 Andrews 295-289=584 (+16)
- 2 Austin Anderson 296-293=589 (+21)
- 3 Dallas Highland Park 300-293=593 (+25)

INDIVIDUALS

- 1 Dan Floyd, Longview Pine Tree* 72-69=141 (-1)
- 2 Frank Paul, Jr., Austin Anderson 72-69=141 (-1)
- 3 Scott Abbott, Dallas Highland Park 72-70=142 (E)

3A-Lions Municipal GC, Austin (Par 71:284)

TEAM

- 1 Hardin-Jefferson 304-294=598 (+30)
- 2 Mexia 306-304=610 (+42)
- 3 Ingram Moore 304-310=614 (+46)

INDIVIDUALS

- 1 Brett Callas, Huffman 69-67=136 (-6)
- 2 Collin Davis, Lindale* 76-67=143 (+1)
- 3 Brian O'Leary, Columbus** 74-69=143 (+1)

2A-Lions Municipal GC, Austin (Par 71:284)

TEAM

- 1 Hamilton 318-302=620 (+52)
- 2 Sonora 330-307=637 (+69)
- 3 Grapeland 332-307=639 (+71)

INDIVIDUALS

- 1 Aaron Gardner, Hamilton 73-68=141 (-1)
- 2 Tommy Gutierrez, Sonora 78-70=148 (+6)
- 3 Richard Hughes, Malakoff* 76-73=149 (+7)

1A-Morris Williams GC, Austin (Par 72:288) *18 holes

TEAM

- 1 Sterling City 326 (+38)
- 2 Shamrock 348 (+60)
- 3 Throckmorton* 363 (+75)

INDIVIDUALS

- 1 Bubba Bailey, Memphis 70 (-2)
- 2 R.T. Edens, Sterling City 75 (+3)
- 3 Stan Ball, Cherokee 76 (+4)

1998

May 11-12 (1A-4A), May 14-15 (5A)

5A-Roy Kizer GC, Austin (Par 71:284)

TEAM

- 1 San Antonio Churchill* 284-284=568 (E)
- 2 Humble Kingwood 289-279=568 (E)
- 3 Pflugerville 288-282=570 (+2)

INDIVIDUALS

- 1 Martin Flores, Northside Clark 69-68=137 (-5)
- 2 Adam Rubinson, FW Paschal 73-65=138 (-4)
- 3 Jamie Kellam, Pflugerville* 72-67=139 (-3)

4A-Roy Kizer GC, Austin (Par 71:284)

TEAM

- 1 Austin Anderson 283-285=568 (E)

2 Dallas Highland Park 291-297=588 (+20)

INDIVIDUALS

- 1 Troy Matteson, Austin Anderson 67-68=135 (-7)
- 2 Hunter Mahan, McKinney* 69-72=141 (-1)
- 3 Chris Cureton, McKinney 73-68=141 (-1)

3A-Lions Municipal GC, Austin (Par 71:284)

TEAM

- 1 Mexia 302-306=608 (+40)
- 2 Longview Spring Hill 313-296=609 (+41)
- 3 Texarkana Pleasant Grove* 310-313=623 (+54)

INDIVIDUALS

- 1 Ryan Hancock, Mexia 73-70=143 (+1)
- 2 Brett Callas, Huffman 74-73=147 (+5)
- 3 Patrick McGuire, Mexia 74-74=148 (+6)

2A-Lions Municipal GC, Austin (Par 71:284)

TEAM

- 1 Hamilton 300-305=605 (+37)
- 2 Memphis 320-314=634 (+66)
- 3 Olney 318-325=643 (+75)

INDIVIDUALS

- 1 Michael Pruitt, Idalou 71-67=138 (-4)
- 2 Riley Gardner, Hamilton 70-75=145 (+3)
- 3 Alex Seydler, Weimar 72-74=146 (+4)

1A-Morris Williams GC, Austin (Par 72:288)

TEAM

- 1 Shamrock 334-334=668 (+92)
- 2 Meridian 326-348=674 (+98)
- 3 Booker 332-347=679 (+103)

INDIVIDUALS

- 1 Rodney Laskowski, Anderson 74-78=152 (+8)
- 2 Nic Ware, Wheeler 76-77=153 (+9)
- 3 Clint Cobb, Meridian 74-81=155 (+11)

1997

May 5-6 (1A-4A), May 8-9 (5A)

5A-Roy Kizer GC, Austin (Par 71:284) *27 holes

TEAM

- 1 San Antonio Churchill 294-152=446
- 2 Rockwall 292-157=449
- 3 Round Rock Westwood 302-151=453

INDIVIDUALS

- 1 Worth Williams, Rockwall 70-37=107
- 2 Nicholas Loar, Rockwall 71-38=109
- 3 Todd Mack, Mansfield 73-37=110

4A-Roy Kizer GC, Austin (Par 71:284)

TEAM

- 1 Austin Anderson 304-284=588 (+20)
- 2 McKinney 307-299=606 (+38)
- 3 Jacksonville 316-302=618 (+50)

INDIVIDUALS

- 1 Troy Matteson, Austin Anderson 72-68=140 (-2)
- 2 Jimmy Walker, Comal Canyon 72-71=143 (+1)
- 3 Dan Floyd, Longview Pine Tree 77-71=148 (+6)

3A-Lions Municipal GC, Austin (Par 71:284)

TEAM

- 1 Austin Lake Travis 308-310=618 (+50)

2 Texarkana Pleasant Grove* 317-304=621 (+53)

INDIVIDUALS

- 1 Ryan Hancock, Mexia 74-75=149 (+7)
- 2 Michael Martin, Jacksboro* 74-76=150 (+8)
- 3 Jeramey Martin, Sealy** 75-75=150 (+8)

2A-Lions Municipal GC, Austin (Par 71:284)

TEAM

- 1 Hamilton 318-305=623 (+55)
- 2 Cisco 326-325=651 (+83)
- 3 Memphis 336-316=652 (+84)

INDIVIDUALS

- 1 Michael Pruitt, Idalou 71-65=136 (-6)
- 2 Brian Edwards, Hamilton* 78-73=151 (+9)
- 3 Jerry Graham, Post 77-74=151 (+9)

1A-Morris Williams GC, Austin (Par 72:288)

TEAM

- 1 Meridian 335-328=663 (+87)
- 2 Shamrock 343-340=683 (+107)
- 3 Robert Lee 354-345=699 (+123)

INDIVIDUALS

- 1 Chris Baker, Marfa 81-74=155 (+11)
- 2 Will Williams, Celeste* 83-74=157 (+13)
- 3 Nick Philipps, Booker 78-79=157 (+13)

1996

May 6-7 (1A-4A), May 9-10 (5A)

5A-Roy Kizer GC, Austin (Par 71:284)

TEAM

- 1 Austin Westlake 291-307=598 (+30)
- 2 Mansfield 304-299=603 (+35)
- 3 Humble 305-305=611 (+43)

INDIVIDUALS

- 1 Robert Ryder, Mansfield* 73-73=146 (+4)
- 2 Chris Morris, Tyler Legacy** 75-71=146 (+4)
- 3 Charles Dixon, Austin Westlake 69-77=146 (+4)

4A-Roy Kizer GC, Austin (Par 71:284)

TEAM

- 1 Rockwall 296-289=585 (+17)
- 2 Austin Anderson 297-297=594 (+26)
- 3 Borger 302-307=609 (+41)

INDIVIDUALS

- 1 Ed Loar, Rockwall* 71-69=140 (-2)
- 2 Aaron Hickman, Palestine 70-70=140 (-2)
- 3 Jimmy Walker, Comal Canyon 70-71=141 (-1)

3A-Lions Municipal GC, Austin (Par 71:284)

TEAM

- 1 Montgomery 307-304=611 (+43)
- 2 Liberty 313-302=615 (+47)
- 3 Tulia 310-317=627 (+59)

INDIVIDUALS

- 1 Chad Wallace, Liberty 70-74=144 (+2)
- 2 Brian Smith, Llano 70-76=146 (+4)
- 3 Jerry Searls, Liberty* 74-75=149 (+7)

2A-Lions Municipal GC, Austin (Par 71:284)

TEAM

- 1 Baird 325-324=649 (+81)



- 2 Cisco 332-321=653 (+85)
- 3 Hamilton 327-335=662 (+94)

INDIVIDUALS

- 1 Michael Pruitt, Idalou 65-69=134 (-8)
- 2 Gary Kline, Whitewright 73-77=150 (+8)
- 3 Tye Barton, Baird* 82-75=157 (+15)

1A-Morris Williams GC, Austin (Par 72:288)

TEAM

- 1 Booker 345-349=694 (+18)
- 2 Brock 351-353=704 (+28)
- 3 Paducah 359-346=705 (+29)

INDIVIDUALS

- 1 Wayne Warren, Normangee* 75-84=159 (+15)
- 2 Casey Oldham, Shamrock 78-81=159 (+15)
- 3 Craig Benich, Louise 78-83=161 (+17)

1995

May 8-9 (1A-4A), May 11-12 (5A)

5A-Jimmy Clay GC, Austin (Par 72:288)

TEAM

- 1 El Paso Hanks 292-288=580 (+4)
- 2 Austin Westlake 300-304=604 (+28)
- 3 Amarillo 306-307=613 (+37)

INDIVIDUALS

- 1 Jessie Sosa, El Paso Hanks 70-72=142 (-2)
- 2 Ralph Gemoets, El Paso Hanks 72-71=143 (-1)
- 3 Albert Ochoa, Edinburg 75-69=144 (E)

4A-Jimmy Clay GC, Austin (Par 72:288)

TEAM

- 1 Austin Anderson 309-298=607 (+31)
- 2 Rockwall 312-305=617 (+41)
- 3 Waco Midway 317-317=634 (+58)

INDIVIDUALS

- 1 Mark McEntire, Austin Anderson* 74-74=148 (+4)
- 2 Brandt Kieschnick, Bay City 75-73=148 (+4)
- 3 Aaron Hickman, Palestine 70-79=149 (+5)

3A-Lions Municipal GC, Austin (Par 71:284)

TEAM

- 1 Lindale 300-311=611 (+43)
- 2 Texarkana Pleasant Grove 303-310=613 (+45)
- 3 Tulia 300-321=621 (+53)

INDIVIDUALS

- 1 Joran Meeks, Hampshire-Fannett 75-69=144 (+2)
- 2 Josh McCoy, Perryton 75-70=145 (+3)
- 3 Chris Holt, Tulia 74-75=149 (+7)

2A-Lions Municipal GC, Austin (Par 71:284)

TEAM

- 1 Memphis 320-320=640 (+72)
- 2 Baird 321-320=641 (+73)
- 3 Quanah 327-329=656 (+88)

INDIVIDUALS

- 1 Michael Pruitt, Idalou 73-73=146 (+4)
- 2 Kade Burns, Mason* 74-76=150 (+8)
- 3 Jason Sample, Timpson 72-78=150 (+8)

1A-Morris Williams GC, Austin (Par 72:288)

TEAM

- 1 Booker 332-332=664 (+88)
- 2 Meridian 337-347=684 (+108)
- 3 Farwell 343-354=697 (+121)

INDIVIDUALS

- 1 Nic Ketcherside, Farwell 78-80=158 (+14)
- 2 Tyler Maxfield, Booker 77-84=161 (+17)
- 3 Adam Carter, Meridian 83-81=164 (+20)

1994

May 9-10 (2A), May 12-13 (1A, 3A-5A)

5A-Morris Williams GC, Austin (Par 72:288) *18 holes

TEAM

- 1 Plano 289 (+1)
- 2 Amarillo 298 (+10)
- 3 Round Rock 302 (+14)

INDIVIDUALS

- 1 Brad Elder, Plano 67 (-5)
- 2 Ryan Palmer, Amarillo 70 (-2)
- 3 Tyler Lunke, Northside Clark 71 (-1)

4A-Morris Williams GC, Austin (Par 72:288) *18 holes

TEAM

- 1 Austin Anderson 301 (+13)
- 2 Rockwall 305 (+17)
- 3 Austin Westlake* 307 (+19)*

INDIVIDUALS

- 1 Brandt Kieschnick, Bay City 71 (-1)
- 2 Mark McEntire, Austin Anderson* 73 (+1)
- 3 Matt Dobyns, Austin Westlake** 73 (+1)

3A-Morris Williams GC, Austin (Par 72:288)

TEAM

- 1 Tulia 313-331=644 (+68)
- 2 Texarkana Pleasant Grove 326-319=645 (+69)
- 3 Marble Falls 325-326=651 (+75)

INDIVIDUALS

- 1 Jarrett Patterson, Tex. Pleasant Grove 110 (+2)
- 2 Josh McCoy, Perryton 112 (+4)
- 3 Chad Henderson, Marble Falls 113 (+5)

2A-Lions Municipal GC, Austin (Par 71:284)

TEAM

- 1 Quanah 339-320=659 (+91)
- 2 Timpson 325-340=665 (+97)
- 3 Memphis 337-333=670 (+102)

INDIVIDUALS

- 1 Jamie Nickelson, Franklin 76-75=151 (+9)
- 2 John Ferrell, Memphis 81-76=157 (+15)
- 3 Jason Sample, Timpson 80-78=158 (+16)

1A-Lions Municipal GC, Austin (Par 71:284) *27 holes

TEAM

- 1 Baird 338-159=497
- 2 Booker 330-170=500
- 3 Farwell 352-171=523

INDIVIDUALS

- 1 John Miller, Shamrock 66-39=105
- 2 Tye Barton, Baird 78-40=118
- 3 William Lehman, Booker 76-43=119

1993

May 13-14

5A-Morris Williams GC, Austin (Par 72:288)

TEAM

- 1 Conroe McCollough 304-306=610 (+34)
- 2 Richardson Berkner 305-308=613 (+37)
- 3 El Paso Coronado 318-304=622 (+46)

INDIVIDUALS

- 1 Patrick Malone, Humble Kingwood 70-72=142 (-2)



Olney - 1991 Conference 2A Boys Golf Team Champions



- 2 Brian Newton, Rich. Berkner* 70-73=143 (-1)
- 3 Albert Ochoa, Edinburg 70-73=143 (-1)

4A-Morris Williams GC, Austin (Par 72:288)

TEAM

- 1 Dallas Highland Park 294-301=595 (+19)
- 2 Austin Anderson 304-302=606 (+30)
- 3 Andrews 308-316=624 (+48)

INDIVIDUALS

- 1 Greg Harper, Austin Anderson* 70-74=144 (E)
- 2 Blake Ladd, Sulpher Springs 68-76=144 (E)
- 3 Hank Kuehne, Dal. Highland Park** 71-76=147 (+3)

3A-Morris Williams GC, Austin (Par 72:288)

TEAM

- 1 Graham 319-313=632 (+56)
- 2 Abilene Wylie 314-322=636 (+60)
- 3 Devine 319-324=643 (+67)

INDIVIDUALS

- 1 Marcus Jones, Graham 76-67=143 (-1)
- 2 Mike Chisum, Abilene Wylie 71-73=144 (E)
- 3 Matthew Goggins, Elkhart 73-78=151 (+7)

2A-Lions Municipal GC, Austin (Par 71:284)

TEAM

- 1 Cisco 325-317=642 (+74)
- 2 Olney 331-317=648 (+80)
- 3 Edgewood* 336-331=667 (+99)

INDIVIDUALS

- 1 James Nickelson, Franklin 72-73=145 (+3)
- 2 Robert Smith, Cisco 78-71=149 (+7)
- 3 Stephen Price, Olney* 76-78=154 (+12)

1A-Lions Municipal GC, Austin (Par 71:284)

TEAM

- 1 Booker 336-331=667 (+99)
- 2 Baird 331-339=670 (+102)
- 3 Overton 355-354=709 (+141)

INDIVIDUALS

- 1 Tye Barton, Baird* 75-80=155 (+13)
- 2 Johnny Miller, Shamrock 76-79=155 (+13)
- 3 Jason Johnston, Overton 76-80=156 (+14)

**1992
May 14-15**

5A-Morris Williams GC, Austin (Par 72:288)

TEAM

- 1 El Paso Coronado 293-314=607 (+31)
- 2 Conroe McCullough* 310-309=619 (+43)
- 3 El Paso Hanks 298-321=619 (+43)

INDIVIDUALS

- 1 Deron Zinneker, Round Rock 71-72=143 (-1)
- 2 Bryan Nova, Laredo Nixon 73-71=144 (E)
- 3 Andy Lawson, EP Coronado 70-76=146 (+2)

4A-Morris Williams GC, Austin (Par 72:288)

TEAM

- 1 Dallas Highland Park 308-311=619 (+43)
- 2 Andrews* 307-320=632 (+56)
- 3 Jacksonville 313-319=632 (+56)

INDIVIDUALS

- 1 Chad Campbell, Andrews 73-73=146 (+2)

- 2 Chad Bellar, Jacksonville 75-76=151 (+7)
- 3 Robb Parks, Dal. Highland Park 74-79=153 (+9)

3A-Morris Williams GC, Austin (Par 72:288)

TEAM

- 1 Abilene Wylie 308-315=623 (+47)
- 2 Seminole 310-330=640 (+64)
- 3 Montgomery 320-333=653 (+77)

INDIVIDUALS

- 1 Bud Still, Diboll 64-73=137 (-7)
- 2 Mark Jones, Graham* 75-74=149 (+5)
- 3 Mike Chisum, Abilene Wylie** 73-76=149 (+5)

2A-Lions Municipal GC, Austin (Par 71:284)

TEAM

- 1 Olney 301-308=609 (+41)
- 2 Bullard 342-333=675 (+107)
- 3 Weimar* 341-336=677 (+109)

INDIVIDUALS

- 1 Stephen Price, Olney 72-75=147 (+5)
- 2 Kyle Lucas, Olney 76-75=151 (+9)
- 3 Davey Livingston, Olney* 77-75=152 (+10)

1A-Lions Municipal GC, Austin (Par 71:284)

TEAM

- 1 Robert Lee 336-343=679 (+111)
- 2 Claude 351-343=694 (+126)
- 3 Sanderson 354-348=702 (+134)

INDIVIDUALS

- 1 Johnny Miller, Shamrock 72-80=152 (+10)
- 2 John Williams, Robert Lee 80-75=155 (+13)
- 3 Jim Joiner, Lago Vista 76-81=157 (+15)

**1991
May 9-10**

5A-Morris Williams GC, Austin (Par 72:288)

TEAM

- 1 Richardson Berkner 301-294=595 (+19)
- 2 Conroe 298-310=608 (+32)
- 3 San Antonio Churchill 311-311=622 (+46)

INDIVIDUALS

- 1 Grant Masson, Rich. Berkner 74-70=144 (E)
- 2 Greg Di Donna, EP Coronado 69-76=145 (+1)
- 3 Doug Roecker, Rich. Pearce 75-71=146 (+2)

4A-Morris Williams GC, Austin (Par 72:288)

TEAM

- 1 Dallas Highland Park 306-302=608 (+32)
- 2 Austin Westlake 307-311=618 (+42)
- 3 Georgetown 314-311=625 (+49)

INDIVIDUALS

- 1 Trip Kuehne, Dal. Highland Park 72-70=142 (-2)
- 2 Wade White, Paris 69-74=143 (-1)
- 3 Jason Brooks, Georgetown* 74-74=148 (+4)

3A-Morris Williams GC, Austin (Par 72:288)

TEAM

- 1 Texarkana Pleasant Grove 323-314=637 (+61)
- 2 Abilene Wylie 317-331=648 (+72)
- 3 Montgomery 331-319=650 (+74)

INDIVIDUALS

- 1 Marcus Jones, Graham 74-74=148 (+4)

- 2 Thomas Fuqua, Tex. Pleasant Grove 78-71=149 (+5)
- 3 Jud Cummins, Montgomery 76-77=153 (+9)

2A-Lions Municipal GC, Austin (Par 71:284)

TEAM

- 1 Weimar 307-305=612 (+44)
- 2 Olney 319-306=625 (+57)
- 3 Mart 337-343=680 (+112)

INDIVIDUALS

- 1 Aaron Grohmann, Weimar 74-73=147 (+5)
- 2 Wes Herzik, Weimar 75-74=149 (+7)
- 3 Kyle Lucas, Olney 79-72=151 (+9)

1A-Lions Municipal GC, Austin (Par 71:284)

TEAM

- 1 Robert Lee 340-353=693 (+125)
- 2 Throckmorton 356-345=701 (+133)
- 3 Lago Vista 356-346=702 (+134)

INDIVIDUALS

- 1 Elijo Ramirez Jr., San Isidrio 74-75=149 (+7)
- 2 Shane McPherson, Baird 78-77=155 (+13)
- 3 Jimmy Flores, Sanderson 82-74=156 (+14)



Marcus Jones - Graham

**1990
May 10-11**

5A-Morris Williams GC, Austin (Par 72:288)

TEAM

- 1 Conroe 317-316=633 (+57)
- 2 Richland 320-314=634 (+58)
- 3 Plano 311-324=635 (+59)

INDIVIDUALS

- 1 Justin Leonard, Rich. Lake Highlands 71-73=144 (E)
- 2 Luis Delgadillo, El Paso Hanks 71-79=150 (+6)
- 3 Brad Sharp, Waco 74-78=152 (+8)



4A-Morris Williams GC, Austin (Par 72:288)

TEAM

1 Dallas Highland Park	308-310=618 (+42)
2 Nederland	320-318=638 (+62)
3 CS A&M Consolidated	325-316=641 (+65)

INDIVIDUALS

1 Trip Kuehne, Dal. Highland Park	75-72=147 (+3)
2 Scott Folmar, Nederland	76-74=150 (+6)
3 Matt Aycock, Rockport-Fulton	75-76=151 (+7)

3A-Morris Williams GC, Austin (Par 72:288)

TEAM

1 Texarkana Pleasant Grove	313-319=632 (+56)
2 Lindale	316-317=633 (+57)
3 Austin Lake Travis	322-325=647 (+71)

INDIVIDUALS

1 Robin Deaton, Lindale	73-74=147 (+3)
2 Damon Lusk, Tex. Pleasant Grove	76-76=152 (+8)
3 Chad Conner, Diboll	79-76=155 (+11)

2A-Lions Municipal GC, Austin (Par 71:284)

TEAM

1 Weimar	327-338=665 (+97)
2 Olney	339-343=682 (+114)
3 Iraan	350-335=685 (+117)

INDIVIDUALS

1 Tim James, Edgewood	77-79=156 (+14)
2 Wade Hartman, Iraan*	79-79=158 (+16)
3 Tim Segura, McCamey	77-81=158 (+16)

1A-Lions Municipal GC, Austin (Par 71:284)

TEAM

1 Robert Lee	343-357=700 (+132)
2 Lago Vista	366-372=738 (+170)
3 Whitewright	370-369=739 (+171)

INDIVIDUALS

1 Brandon Herber, Whitewright	76-78=154 (+12)
2 Shane McPherson, Baird	77-81=158 (+16)
3 Elijo Ramirez Jr., San Isidro	76-85=161 (+19)

1989

May 11-12

5A-Morris Williams GC, Austin (Par 72:288)

TEAM

1 Plano	301-301=602 (+26)
2 Humble Kingwood	306-302=608 (+32)
3 Seguin	307-308=615 (+39)

INDIVIDUALS

1 Justin Leonard, Rich. Lake Highlands	72-70=142 (-2)
2 Bret Brown, Humble Kingwood	69-74=143 (-1)
3 Brandon Knight, Denton	75-69=144 (E)

4A-Morris Williams GC, Austin (Par 72:288)

TEAM

1 Dallas Highland Park	307-302=609 (+33)
2 Bastrop	312-310=622 (+46)
3 Silsbee	310-318=628 (+52)

INDIVIDUALS

1 Allan Bratton, A&M Consolidated*	70-75=145 (+1)
2 Trip Kuehne, Dal. Highland Park	77-68=145 (+1)
3 Brian Hamilton, Jacksonville	75-72=147 (+3)

3A-Morris Williams GC, Austin (Par 72:288)

TEAM

1 Texarkana Pleasant Grove	311-309=620 (+44)
2 Abilene Wylie	324-309=633 (+57)
3 Madisonville	323-317=640 (+64)

INDIVIDUALS

1 Jaxon Brigman, Abilene Wylie*	75-72=147 (+3)
2 Russell Jenkins, Madisonville	78-69=147 (+3)
3 Brian Baccus, Bonham	77-74=151 (+7)

2A-Lions Municipal GC, Austin (Par 71:284)

1 China Spring	327-330=657 (+89)
2 Marfa	338-329=667 (+99)
3 Edgewood	329-344=673 (+105)

INDIVIDUALS

1 Bryan Lightfoot, Hamilton	74-75=149 (+7)
2 Glen Land, China Spring	76-76=152 (+10)
3 Chad Ellis, Memphis	78-77=155 (+13)

1A-Lions Municipal GC, Austin (Par 71:284)

1 Baird	343-345=688 (+120)
2 Robert Lee	364-360=724 (+156)
3 Muenster	362-365=727 (+159)

INDIVIDUALS

1 Brandon Herber, Whitewright	77-73=150 (+8)
2 Shaun Franklin, Fannindel	79-80=159 (+17)
3 Elijo Ramirez Jr., San Isidro	79-81=160 (+18)

1988

May 12-13

5A-Morris Williams GC, Austin (Par 72:288)

TEAM

1 Richardson Lake Highlands	296-297=593 (+17)
2 Humble Kingwood	300-294=594 (+18)
3 Denton	296-301=597 (+21)

INDIVIDUALS

1 Tom Hemker, Rich. Lake Highlands	70-72=142 (-2)
2 Brandon Knight, Denton*	71-73=144 (E)
3 Ren Budde Denton	69-75=144 (E)

4A-Morris Williams GC, Austin (Par 72:288)

TEAM

1 Paris	314-308=622 (+46)
2 West Orange-Stark	314-314=628 (+52)
3 Brownwood	314-318=632 (+56)

INDIVIDUALS

1 Jayson Hill, Rockwall*	75-73=148 (+4)
2 Taylor Tipton, Kerrville Tivy	74-74=148 (+4)
3 B. Snortland, Conore Oak Ridge	77-74=151 (+7)

3A-Morris Williams GC, Austin (Par 72:288)

TEAM

1 Mabank*	322-306=628 (+52)
2 Lindale	314-314=628 (+52)
3 Abilene Wylie	325-321=646 (+70)

INDIVIDUALS

1 Jaxon Brigman, Abilene Wylie	71-68=139 (-5)
2 David Farmer, Mabank	75-75=150 (+6)
3 Casey Brown, Mabank	81-71=152 (+8)

2A-Lions Municipal GC, Austin (Par 71:284)

TEAM

1 China Spring	318-318=636 (+68)
2 Weimar	325-335=660 (+92)
3 Edgewood	342-322=664 (+96)

INDIVIDUALS

1 Terry Nightingale, China Spring	79-71=150 (+8)
2 Mark Cates, Edgewood	81-74=155 (+13)
3 Glen Land, China Spring	75-81=156 (+14)

1A-Lions Municipal GC, Austin (Par 71:284)

TEAM

1 Baird	343-329=672 (+104)
2 Robert Lee	348-342=690 (+122)
3 Booker	362-351=713 (+145)

INDIVIDUALS

1 John Lyons, Lago Vista	83-72=155 (+13)
2 Chris Mathis, Fort Davis	80-77=157 (+15)
3 Brad Jones, Baird	81-80=161 (+19)

1987

May 14-15

5A-Morris Williams GC, Austin (Par 72:288)

1 Humble Kingwood	299-297=596 (+20)
2 Denton	300-301=601 (+25)
3 Plano	304-302=606 (+30)

INDIVIDUALS

1 Brad McCollum, Plano	71-69=140 (-4)
2 Chad McGee, Tyler Legacy	73-69=142 (E)
3 Jimmy Tritt, Denton	72-72=144 (+2)

4A-Morris Williams GC, Austin (Par 72:288)

1 Andrews	309-296=605 (+29)
2 Kerrville Tivy	315-310=625 (+49)
3 West Orange-Stark	317-314=631 (+55)

INDIVIDUALS

1 Mike McCaffrey, Sulphur Springs	72-71=143 (-1)
2 Kyle Jerome, Liberty	74-72=146 (+2)
3 Taylor Tipton, Kerrville Tivy	76-71=147 (+3)

3A-Morris Williams GC, Austin (Par 72:288)

1 Abilene Wylie	309-304=613 (+37)
2 Texarkana Pleasant Grove	312-319=631 (+55)
3 Lindale	323-320=643 (+67)

INDIVIDUALS

1 Jaxon Brigman, Abilene Wylie	77-73=150 (+6)
2 Nick Duke, Tex. Pleasant Grove	78-73=151 (+7)
3 David Collins, Abilene Wylie	78-76=154 (+10)

2A-Lions Municipal GC, Austin (Par 71:284)

1 China Spring	316-312=628 (+60)
2 Memphis	339-324=663 (+95)
3 Weimar	340-334=674 (+106)

INDIVIDUALS

1 Gary Schoen, Hamilton	76-73=149 (+7)
2 Darrell Cofer, Memphis	79-74=153 (+11)
3 Glen Land, China Spring	77-79=156 (+14)

1A-Lions Municipal GC, Austin (Par 71:284)

1 Lago Vista	341-341=682 (+114)
2 Robert Lee	353-356=709 (+141)



3 Baird 355-358=713 (+145)

INDIVIDUALS

- 1 John Lyons, Lago Vista 76-78=154 (+12)
- 2 Brian Wood, Vega 81-79=160 (+18)
- 3 Mike Weinette, Booker 82-84=166 (+24)

1986

May 15-16

5A-Morris Williams GC, Austin (Par 72:288)

- 1 Conroe 291-304=595 (+19)
- 2 Fort Bend Dulles 302-306=608 (+32)
- 3 Cypress Creek 304-310=614 (+38)

INDIVIDUALS

- 1 Bo Beard, Conroe 69-71=140 (-4)
- 2 Steve Termere, Conroe* 74-72=146 (+2)
- 3 Mike Dulin, Port Neches Groves 74-72=146 (+2)

4A-Morris Williams GC, Austin (Par 72:288)

- 1 Brownwood 307-319=626 (+50)
- 2 Liberty 319-315=634 (+58)
- 3 Kerrville Tivy 320-324=644 (+68)

INDIVIDUALS

- 1 Kyle Jerome, Liberty* 74-76=150 (+6)
- 2 Taylor Tipton, Kerrville Tivy 75-75=150 (+6)
- 3 Chris Rieve, Liberty 78-74=156 (+12)

3A-Morris Williams GC, Austin (Par 72:288)

TEAM

- 1 Texarkana Pleasant Grove 323-316=639 (+63)
- 2 Devine* 330-335=665 (+89)
- 3 China Spring 321-344=665 (+89)

INDIVIDUALS

- 1 Bo Cooper, Sanger 71-75=146 (+2)
- 2 Jason Greele, Tex. Pleasant Grove 79-71=150 (+6)
- 3 Johnny Lawley, Tex. Pleasant Grove 77-79=156 (+12)

2A-Lions Municipal GC, Austin (Par 71:284)

TEAM

- 1 Stanton 333-331=664 (+96)
- 2 Memphis 334-332=666 (+98)
- 3 Cooper 334-336=670 (+102)

INDIVIDUALS

- 1 Craig Koch, Ranger 70-73=143 (+1)
- 2 Brad Floyd, Cooper 72-79=151 (+9)
- 3 Darrell Cofer, Memphis 79-80=159 (+17)
- Jimmy Ragan, Early 79-80=159 (+17)

1A-Lions Municipal GC, Austin (Par 71:284)

TEAM

- 1 Salado 331-330=661 (+93)
- 2 Throckmorton 327-335=662 (+94)
- 3 Knox City 343-335=678 (+110)

INDIVIDUALS

- 1 David Preston, Salado 75-81=156 (+14)
- 2 Brent McCallum, Salado 78-79=157 (+15)
- 3 John Lyons, Lago Vista 77-81=158 (+16)

1985

May 9-10

5A-Morris Williams GC, Austin (Par 72:288)

TEAM

- 1 Conroe 289-302=591 (+15)
- 2 Fort Bend Dulles 300-305=605 (+29)
- 3 Abilene Cooper 300-310=610 (+34)

INDIVIDUALS

- 1 David White, Conroe 70-71=141 (-3)
- 2 Todd Moore, Abilene Cooper 72-70=142 (-2)
- 3 Omar Uresti, Austin Crockett 72-73=145 (+1)

4A-Morris Williams GC, Austin (Par 72:288)

TEAM

- 1 Brownwood 298-308=606 (+30)
- 2 Sulphur Springs 312-317=629 (+53)
- 3 Friendswood 316-333=649 (+73)

INDIVIDUALS

- 1 Kyle Jerome, Liberty 75-69=144 (E)
- 2 Lance Boscamp, Brownwood 72-74=146 (+2)
- 3 Ricky Bell, Mansfield 76-73=149 (+5)

3A-Riverside GC, Austin (Par 72:288)

TEAM

- 1 China Spring 305-299=604 (+28)
- 2 San Augustine 306-319=625 (+49)
- 3 Lindale 311-321=632 (+56)

INDIVIDUALS

- 1 Jeff Linnstaedter, China Spring* 70-74=144 (E)
- 2 Don Morris, Abilene Wylie 70-74=144 (E)
- 3 Don Naiser, Columbus 70-76=146 (+2)

2A-Lions Municipal GC, Austin (Par 71:284)

TEAM

- 1 Cooper 336-320=656 (+88)

2 Weimar 337-325=662 (+94)

3 Memphis 331-334=665 (+97)

INDIVIDUALS

- 1 Kevin Gracie, Troup 78-74=152 (+10)
- 2 Gary Schoen, Hamilton* 76-80=156 (+14)
- 3 Brad Floyd, Cooper 81-75=156 (+14)

1A-Lions Municipal GC, Austin (Par 71:284)

TEAM

- 1 Throckmorton 347-339=686 (+118)
- 2 Gruver* 355-344=699 (+131)
- 3 Salado 361-338=699 (+131)

INDIVIDUALS

- 1 Mike Kelley, Slidell 80-79=159 (+17)
- 2 Brent McCallum, Salado* 83-78=161 (+19)
- 3 Chad Logsdon, Gruver 78-83=161 (+19)

1984

May 10-11

5A-Morris Williams GC, Austin (Par 72:288)

TEAM

- 1 Abilene 596 (+20)
- 2 Humble Kingwood 606 (+30)
- 3 Conroe 617 (+41)

INDIVIDUALS

- 1 Brian Watts, Carrollton Smith 139 (-5)
- 2 Brent Springer, Abilene 144 (E)
- 3 Jim Delaney, Humble Kingwood 145 (+1)
- David Sheffield, Sherman 145 (+1)

4A-Morris Williams GC, Austin (Par 72:288)

TEAM

- 1 Pampa 624 (+48)
- 2 Paris 641 (+65)



Abilene Cooper - 1982 Conference 5A Boys Golf Team Champions



3 Silsbee 652 (+76)

INDIVIDUALS

- 1 Paul McIntire, Pampa 149 (+5)
- 2 David Fatheree, Pampa 150 (+6)
- 3 Kirby Keilman, Georgetown 153 (+9)

3

A-Lions Municipal GC, Austin (Par 71:284)

TEAM

- 1 China Spring* 665 (+97)
- 2 Hardin-Jefferson 665 (+97)
- 3 Devine 674 (+106)

INDIVIDUALS

- 1 Scott Malloch, Hardin-Jefferson 155 (+13)
- 2 Ross Thorton, China Spring 156 (+14)
- George Vincent, Teague 156 (+14)

2A-Lions Municipal GC, Austin (Par 71:284)

TEAM

- 1 Vanderbilt Industrial 685 (+117)
- 2 Troup 687 (+119)
- 3 Hamilton 700 (+132)

INDIVIDUALS

- 1 Kelly Edwards, Vanderbilt Industrial 160 (+18)
- Kevin Gracie, Troup 160 (+18)
- 3 Sean Walker, Bullard 164 (+22)

1A-Lions Municipal GC, Austin (Par 71:284)

TEAM

- 1 Salado 701 (+133)
- 2 Throckmorton 708 (+140)
- 3 Salado 715 (+147)

INDIVIDUALS

- 1 David Preston, Salado 165 (+23)
- 2 Matt Glenn, Throckmorton 166 (+24)
- 3 Mark Frost, Salado 167 (+25)

1983

May 13-14

5A-Morris Williams GC, Austin (Par 72:288)

TEAM

- 1 Abilene Cooper 294-292=586 (+10)
- 2 San Antonio Churchill 305-298=603 (+27)
- 3 Humble Kingwood 309-301=610 (+34)

INDIVIDUALS

- 1 Bob Estes, Abilene Cooper 73-69=142 (-2)
- 2 Kyle Coody, Abilene Coper 70-74=144 (E)
- 3 Bob Sullivan, RR Westwood 71-74=145 (+1)

4A-Morris Williams GC, Austin (Par 72:288)

TEAM

- 1 Paris 312-304=616 (+40)
- 2 Waco Richfield 311-315=626 (+50)
- 3 Belton* 325-316=641 (+65)*

INDIVIDUALS

- 1 Ricky Bell, Mansfield* 73-76=149 (+5)
- 2 Neil Hickerson, Belton** 76-73=149 (+5)
- 3 Neal Barfield, Waco Richfield 75-74=149 (+5)

3A-Lions Municipal GC, Austin (Par 71:284)

TEAM

- 1 Hardin-Jefferson 320-300=620 (+52)
- 2 China Spring 324-309=633 (+65)

3 Warren 315-319=634 (+66)

INDIVIDUALS

- 1 Trey Tyner, Hardin-Jefferson 73-71=144 (+2)
- 2 Mark Maley, Kenedy 77-72=149 (+7)
- 3 Ross Thorton, China Spring 74-76=150 (+8)

2A-Lions Municipal GC, Austin (Par 71:284)

TEAM

- 1 San Saba 325-322=647 (+79)
- 2 Mart 337-338=675 (+107)
- 3 Morton 328-349=677 (+109)

INDIVIDUALS

- 1 Sam Pledger, San Saba 82-76=158 (+16)
- 2 Sam Smith, Bullard 77-82=159 (+17)
- 3 Brad Floyd, Cooper 81-81=162 (+20)

1A-Lions Municipal GC, Austin (Par 71:284)

TEAM

- 1 Salado 345-329=669 (+101)
- 2 Throckmorton 348-349=697 (+129)
- 3 Rankin 356-346=702 (+134)

INDIVIDUALS

- 1 Chris Shive, Lago Vista 82-76=158 (+16)
- 2 Tom Black, Salado 87-75=162 (+20)
- 3 Doug Doege, Rankin 84-79=163 (+21)

1982

May 14-15

5A-Morris Williams GC, Austin (Par 72:288)

TEAM

- 1 Abilene Cooper 292-298=590 (+14)
- 2 Denton 292-310=602 (+26)
- 3 San Antonio Churchill 304-303=607 (+31)

INDIVIDUALS

- 1 Jeff Maggert, Con. McCullough* 70-74=144 (E)
- 2 Mitchell Cole, Denton 71-73=144 (E)
- 3 Scott Verplank, Dallas White 72-73=145 (+1)

4A-Morris Williams GC, Austin (Par 72:288)

TEAM

- 1 Paris 306-311=617 (+41)
- 2 Austin Westlake 314-307=621 (+45)
- 3 Cleburne 307-315=622 (+46)

INDIVIDUALS

- 1 Rouge Baecker, Crosby 74-73=147 (+3)
- 2 Craig Hughes, Leander 76-72=148 (+4)
- 3 Ricky Tompkins, Cleburne 74-75=149 (+5)

3A-Lions Municipal GC, Austin (Par 71:284) *27 holes

TEAM

- 1 Hardin-Jefferson 148-314=462
- 2 Comanche 150-320=470
- 3 Columbus 159-330=489

INDIVIDUALS

- 1 Blair Manasse, Hardin-Jefferson 34-73=107
- 2 Tray Tyner, Hardin-Jefferson* 33-74=107
- 3 Daryl Burttschell, Comanche** 35-72=107

2A-Lions Municipal GC, Austin (Par 71:284) *27 holes

TEAM

- 1 San Saba 150-336=486
- 2 Bullard 159-346=505

3 Mart 159-344=507

INDIVIDUALS

- 1 Hayden Merket, Hamlin 34-80=114
- 2 Bob Brewer, Mart 33-83=116
- 3 Todd Betts, Quanah 39-79=118

1A-Lions Municipal GC, Austin (Par 71:284) *27 holes

TEAM

- 1 Salado 164-339=503
- 2 Throckmorton 173-342=515
- 3 Rankin 168-353=521

INDIVIDUALS

- 1 Robert Schenkel, Salado 38-81=119
- 2 Toby Andrews, Throckmorton 39-83=121
- 3 Gary Wright, Salado 39-84=123

1981

May 14-15

5A-Morris Williams GC, Austin (Par 72:288)

TEAM

- 1 Fort Bend Dulles 295-290=585 (+9)
- 2 Waco Richfield 305-298=603 (+27)
- 3 Cypress Creek 304-306=610 (+34)

INDIVIDUALS

- 1 Arthur Lopez, FB Dulles 73-70=143 (+1)
- 2 Ronnie McDougal, FB Dulles 72-72=144 (E)
- 3 Jim Kelson, Arlington Lamar 73-73=146 (+2)

4A-Morris Williams GC, Austin (Par 72:288)

TEAM

- 1 Paris 320-312=632 (+56)
- 2 Lamesa 322-322=644 (+68)
- 3 Austin Westlake 330-317=647 (+71)

INDIVIDUALS

- 1 Darin Patrizi, Crosby* 75-79=154 (+10)
- 2 Mark Dees, Paris 78-76=154 (+10)
- 3 Sam Hansard, Lamesa 77-80=158 (+14)

3A-Lions Municipal GC, Austin (Par 71:284)

TEAM

- 1 Hardin-Jefferson 324-316=640 (+72)
- 2 Kenedy 326-318=644 (+76)
- 3 Caldwell 335-322=657 (+89)

INDIVIDUALS

- 1 Daryl Burttschell, Comanche 74-75=149 (+7)
- 2 Ronnie Rouse, Joshua 72-78=150 (+8)
- 3 Trey Tyner, Hardin-Jefferson 78-77=155 (+13)

2A-Lions Municipal GC, Austin (Par 71:284)

TEAM

- 1 Mart 335-326=661 (+93)
- 2 Marfa 340-343=683 (+115)
- 3 San Saba 349-338=687 (+119)

INDIVIDUALS

- 1 Bill Boy Bryant, Dublin 72-75=147 (+5)
- 2 Kelly Warner, Bullard 72-76=148 (+6)
- 3 Bob Brewer, Mart 76-75=151 (+9)

1A-Lions Municipal GC, Austin (Par 71:284)

TEAM

- 1 Salado 342-335=677 (+109)
- 2 Iraan 354-334=688 (+120)



3 Rankin 353-355=708 (+140)

INDIVIDUALS

- 1 David Harvell, Salado 83-77=160 (+18)
- 2 Robert Schenkel, Salado 81-82=163 (+21)
- Gary Wright, Salado 87-76=163 (+21)

1980

May 9-10

4A-Morris Williams GC, Austin (Par 72:288)

TEAM

- 1 Fort Bend Dulles 292-298=590 (+14)
- 2 Tyler Legacy 300-305=605 (+29)
- 3 Cypress Creek 307-301=608 (+32)

INDIVIDUALS

- 1 Ignacio DeLeon, FB Dulles 69-72=141 (-3)
- 2 John Slaughter, Abilene Cooper 73-70=143 (-1)
- 3 Tommy Hathaway, Tyler Legacy 73-71=144 (E)

3A-Morris Williams GC, Austin (Par 72:288)

TEAM

- 1 Austin Westlake 314-306=620 (+44)
- 2 Kilgore 308-313=621 (+45)
- 3 Paris 316-310=626 (+50)

INDIVIDUALS

- 1 Mark Dees, Paris 77-69=146 (+2)
- 2 Eddy Welch, Kilgore 73-76=149 (+5)
- 3 Broussard, Friendswood 73-78=151 (+7)
- Gary Ray, Borger 77-74=151 (+7)

2A-Lions Municipal GC, Austin (Par 71:284) *27 holes

TEAM

- 1 Hardin-Jefferson 152-310=462
- 2 Kermit 171-310=481
- 3 Kenedy 168-320=488

INDIVIDUALS

- 1 Billy Bruno, Hardin-Jefferson 36-74=110
- 2 Sean O'Neal, Joshua 41-71=112
- 3 Tray Tyner, Hardin-Jefferson 37-78=115

1A-Lions Municipal GC, Austin (Par 71:284) *27 holes

TEAM

- 1 Bullard 166-323=489
- 2 Stratford 168-328=498
- 3 Big Lake Reagan County 177-330=507

INDIVIDUALS

- 1 Bill Boy Bryant, Dublin 34-72=106
- 2 Damon Floyd, Cooper 36-76=112
- 3 Matt Vincent, Stratford 39-76=115

B-Lions Municipal GC, Austin (Par 71:284) *27 holes

TEAM

- 1 Throckmorton 160-334=494
- 2 Salado 159-352=511
- 3 St. Jo 164-385=519

INDIVIDUALS

- 1 Brad Wheatley, Darrouzett 38-76=114
- 2 Kevin Phillips, Maypearl 38-79=117
- 3 Robert Schenkel, Salado 38-80=118
- Tombo Westererg, Salado 37-81=118

1979

May 11-12

4A-Morris Williams GC, Austin (Par 72:288)

TEAM

- 1 Humble 616 (+40)
- 2 North Richland Hills Richland 623 (+47)
- 3 El Paso Eastwood 635 (+59)

INDIVIDUALS

- 1 Todd Mavis, Humble 147 (+3)
- 2 Mark Brooks, NRH Richland 150 (+6)
- Daryl Henning, Euleless Trinity 150 (+6)

3A-Morris Williams GC, Austin (Par 72:288)

TEAM

- 1 Paris 634 (+58)
- 2 Austin Westlake 644 (+68)
- 3 Friendswood 660 (+84)

INDIVIDUALS

- 1 Donnie Kelly, Belton 148 (+4)
- 2 Gary Ray, Borger 152 (+8)
- 3 Conrad Broussard, Friendswood 154 (+10)

2A-Morris Williams GC, Austin (Par 72:288)

TEAM

- 1 Hardin-Jefferson 655 (+79)
- 2 Kermit 666 (+90)
- 3 Decatur 672 (+96)

INDIVIDUALS

- 1 Billy Bruno, Hardin-Jefferson 156 (+12)
- 2 Glenn Smith, Decatur 158 (+14)
- 3 Brent Barrs, Kermit 160 (+16)

1A-Lions Municipal GC, Austin (Par 71:284)

TEAM

- 1 Dublin 660 (+92)
- 2 Bullard 686 (+118)
- 3 Big Lake Reagan County 689 (+121)

INDIVIDUALS

- 1 Kyle McCardle, Clint 151 (+9)
- 2 Jeffrey Boies, Dublin 153 (+11)
- Bill Boy Bryant, Dublin 153 (+11)

B-Lions Municipal GC, Austin (Par 71:284)

TEAM

- 1 Throckmorton 693 (+125)
- 2 Darrouzette 739 (+171)
- 3 Booker 745 (+177)

INDIVIDUALS

- 1 Gregg Scarlett, Throckmorton 158 (+16)
- 2 David Price, St. Joe 166 (+24)
- 3 Jimmy Tidwell, Bronte 172 (+30)

1978

May 12-13

4A-Morris Williams GC, Austin (Par 72:288)

TEAM

- 1 Austin Johnson 600 (+24)
- 2 Fort Bend Dulles* 614 (+38)
- 3 Houston Clear Lake 614 (+38)

INDIVIDUALS

- 1 Greg Chapman, Austin Johnson 144 (E)

- 2 Mark Hendrix, Austin Johnson 147 (+3)
- 3 Jeff Smith, FW Arlington Heights 149 (+5)

3A-Morris Williams GC, Austin (Par 72:288)

TEAM

- 1 Round Rock 613 (+37)
- 2 Humble 617 (+41)
- 3 Borger 619 (+43)

INDIVIDUALS

- 1 Mike Ray, Borger 145 (+1)
- 2 Mike Smith, Humble 148 (+4)
- 3 Mark Penny, Atlanta 152 (+8)

2A-Morris Williams GC, Austin (Par 72:288)

TEAM

- 1 Hardin-Jefferson 618 (+42)
- 2 Madisonville 638 (+62)
- 3 Decatur 644 (+68)

INDIVIDUALS

- 1 Billy Bruno, Hardin-Jefferson 145 (+1)
- 2 Mark Whitaker, Columbus 151 (+7)
- 3 Andy Barron, Seymour 152 (+8)

1A-Jimmy Clay GC, Austin (Par 72:288)

TEAM

- 1 Aledo 655 (+79)
- 2 Dublin 658 (+82)
- 3 Memphis 669 (+93)

INDIVIDUALS

- 1 Bill Boy Bryant, Dublin 149 (+5)
- 2 Ken Lawrence, Albany 152 (+8)
- 3 Mike Cotter, Albany 155 (+11)

B-Jimmy Clay GC, Austin (Par 72:288)

TEAM

- 1 Throckmorton 675 (+99)
- 2 Darrouzett 745 (+169)
- Gordon 745 (+169)

INDIVIDUALS

- 1 Gregg Scarlett, Throckmorton 158 (+14)
- 2 Brad Wheatley, Darrouzett 164 (+20)
- 3 Mark Wilson, Throckmorton 166 (+22)

1977

May 13-14

4A-Morris Williams GC, Austin (Par 72:288)

TEAM

- 1 Dallas Highland Park 605 (+29)
- 2 Austin Johnson 611 (+35)
- 3 Houston Clear Lake 612 (+36)

INDIVIDUALS

- 1 Barry Ratcliff, Houston Clear Lake 145 (+1)
- 2 Doug Nelle, Austin Johnson 147 (+3)
- 3 Marshall Brown, San Angelo Central 149 (+5)

3A-Morris Williams GC, Austin (Par 72:288)

TEAM

- 1 Fort Stockton* 627 (+51)
- 2 Humble 627 (+51)
- 3 Athens 632 (+56)

INDIVIDUALS

- 1 Blaine McCallister, Fort Stockton 149 (+5)



2 Richard Rankin, Pecos*	151 (+7)
3 Ed Gatlin, Athens	151 (+7)

2A-Morris Williams GC, Austin (Par 72:288)

TEAM

1 Decatur	623 (+47)
2 Hardin-Jefferson	626 (+50)
3 Devine	634 (+58)

INDIVIDUALS

1 Jerry Collins, Devine	152 (+8)
2 Marshall Merritt, Decatur*	153 (+9)
3 Benny Neff, Hardin-Jefferson	153 (+9)

1A-Jimmy Clay GC, Austin (Par 72:288)

TEAM

1 Rankin	657 (+81)
2 Memphis	669 (+93)
3 Clifton	675 (+99)

INDIVIDUALS

1 David Burden, Clifton*	155 (+11)
2 Ricky Guy, Memphis	155 (+11)
3 Jeff King, Edgewood	156 (+12)

B-Jimmy Clay GC, Austin (Par 72:288)

TEAM

1 Throckmorton	690 (+114)
2 Bronte	722 (+146)
3 Holland	723 (+147)

INDIVIDUALS

1 Gregg Scarlett, Throckmorton*	161 (+17)
2 Kenny Hartline, Campbell	161 (+17)
3 Greg Goodnight, Holland	162 (+18)

1976

May 14-15

4A-Morris Williams GC, Austin (Par 72:288)

TEAM

1 Odessa Permian	622 (+46)
2 Tyler Legacy	639 (+63)
3 Austin Johnson	641 (+65)

INDIVIDUALS

1 Terry Snodgrass, Arlington Lamar	152 (+8)
2 Brad Jones, Tyler Legacy*	154 (+10)
3 Mark Hendrix, Austin Johnson	154 (+10)

3A-Morris Williams GC, Austin (Par 72:288)

TEAM

1 Hardin-Jefferson	645 (+69)
2 Richardson Berkner	650 (+74)
3 Sinton	654 (+78)

INDIVIDUALS

1 Kirk Walker, Sulphur Springs	154 (+10)
2 Kent Hilburn, Hardin-Jefferson	156 (+12)
Robert Singletary, Kilgore	156 (+12)

2A-Morris Williams GC, Austin (Par 72:288)

TEAM

1 Decatur	668 (+92)
2 Willis	671 (+95)
3 Refugio	675 (+99)

INDIVIDUALS

1 Miller Scott, Clyde	156 (+12)
-----------------------	-----------

2 Ronald Koerth, Ozona	157 (+13)
3 Mark McCrary, Winnsboro	158 (+14)

1A-Jimmy Clay GC, Austin (Par 72:288)

TEAM

1 Rankin	662 (+86)
2 Memphis	674 (+98)
3 Aledo	686 (+110)

INDIVIDUALS

1 Don O'Bannon, Iraan	154 (+10)
2 Gary Varnadore, Rankin	156 (+12)
3 Russell Wimberley	160 (+16)

B-Jimmy Clay GC, Austin (Par 72:288)

TEAM

1 Bullard	729 (+153)
2 Throckmorton	736 (+170)
3 Booker	741 (+175)

INDIVIDUALS

1 Keith Durrett, Bullard*	167 (+23)
2 Pinkey Hartline, Campbell	167 (+23)
3 Kenny Hartline, Campbell	170 (+26)

1975

May 9-10

4A-Morris Williams GC, Austin (Par 72:288)

TEAM

1 San Angelo Central	607 (+31)
2 Fort Worth Arlington Heights*	615 (+39)
3 Killeen	615 (+39)

INDIVIDUALS

1 Britt Harrison, Beaumont Forest Park	145 (+1)
2 Randy Jacobs, FW Arlington Heights*	148 (+4)
3 Hilton Chancellor, Odessa Permian	148 (+4)

3A-Morris Williams GC, Austin (Par 72:288)

TEAM

1 Houston Eisenhower	620 (+44)
2 Hardin-Jefferson	628 (+52)
3 Sinton	639 (+63)

INDIVIDUALS

1 Craig Barton, Houston Eisenhower	150 (+6)
2 Mike Michalka, Hardin-Jefferson*	152 (+8)
3 Mike Schwerman, Houston Eisenhower	152 (+8)

2A-Morris Williams GC, Austin (Par 72:288)

TEAM

1 McCamey	650 (+74)
2 Huffman Hargrave	654 (+78)
3 Devine	660 (+84)

INDIVIDUALS

1 Doug Adams, McCamey	154 (+10)
2 Mark McCrary, Winnsboro*	158 (+14)
3 Ande Bode, Huffman Hargrave	158 (+14)

1A-Jimmy Clay GC, Austin (Par 72:288)

TEAM

1 Rankin	646 (+70)
2 Memphis	662 (+86)
3 Archer City	683 (+107)

INDIVIDUALS

1 Donnie O'Bannon, Iraan	149 (+5)
--------------------------	----------

2 Gary Varnadore, Rankin	154 (+10)
3 Matt Mazingo, Memphis	160 (+16)

B-Jimmy Clay GC, Austin (Par 72:288)

TEAM

1 Bronte	700 (+124)
2 Roby	708 (+132)
3 Booker	731 (+155)

INDIVIDUALS

1 Ricky Faught, Roby*	164 (+20)
2 Randy King, Roby	164 (+20)
3 Wayne Alexander, Bronte	169 (+25)

1974

May 3-4

4A-Morris Williams GC, Austin (Par 72:288)

TEAM

1 Fort Worth Arlington Heights	594 (+18)
2 Conroe	610 (+34)
3 Odessa Permian	618 (+42)

INDIVIDUALS

1 Lindy Miller, FW Arlington Heights	143 (-1)
2 Bobby Bough, Conroe	145 (+1)
3 Greg Meyers, FW Arlington Heights	146 (+2)

3A-Morris Williams GC, Austin (Par 72:288)

TEAM

1 Athens	622 (+46)
2 Kilgore	631 (+55)
3 Andrews	637 (+61)

INDIVIDUALS

1 S. Grant, Athens	153 (+9)
2 M. Pierot, Athens	154 (+10)
Lee Singletary, Kilgore	154 (+10)

2A-Morris Williams GC, Austin (Par 72:288)

TEAM

1 Houston Eisenhower	652 (+76)
2 Tulia	673 (+97)
3 Boling	675 (+99)

INDIVIDUALS

1 Craig Barton, Houston Eisenhower	152 (+8)
2 Kent Wood, Childress	153 (+9)
3 Mark McCrary, Winnsboro	154 (+10)

1A-Jimmy Clay GC, Austin (Par 72:288)

TEAM

1 Rankin	652 (+76)
2 Sonora	659 (+83)
3 Edgewood	674 (+98)

INDIVIDUALS

1 Ross Wortham, Iraan	147 (+3)
2 Tad Tate, De Leon	155 (+11)
3 Tommy Gray, Rankin	159 (+15)

B-Jimmy Clay GC, Austin (Par 72:288)

TEAM

1 Booker	700 (+124)
2 Fisk Mozelle	723 (+147)
3 Florence	746 (+170)

INDIVIDUALS

1 Pat Downey, Fisk Mozelle	160 (+16)
----------------------------	-----------



Fort Worth Arlington Heights - 1973 Conference 4A Boys Golf Team Champions

2 Wayne Alexander, Bronte	166 (+22)
3 Marcus Lemon, Booker	167 (+23)

**1973
May 4-5**

4A-Morris Williams GC, Austin (Par 72:288)

TEAM

1 Fort Worth Arlington Heights	613 (+37)
2 Conroe	614 (+38)
3 Corpus Christi King	629 (+53)

INDIVIDUALS

1 Lindy Miller, FW Arlington Heights	148 (+4)
2 Kevin Thompson, Conroe	149 (+5)
3 Dale Blackburn, Conroe	152 (+8)

3A-Morris Williams GC, Austin (Par 72:288)

TEAM

1 Sweetwater	637 (+61)
2 Gainesville	649 (+73)
3 Sinton	655 (+79)

INDIVIDUALS

1 Steve Cagel, Gainesville	153 (+9)
2 Terry Bruner, Sweetwater	157 (+13)
3 Scott Morgan, Sweetwater	159 (+15)

2A-Morris Williams GC, Austin (Par 72:288)

TEAM

1 Boling	638 (+62)
2 Breckenridge	650 (+74)
3 Caldwell	666 (+90)

INDIVIDUALS

1 Bill Edwards, Boling	152 (+8)
2 Paul Blackerby, Breckenridge	156 (+12)
3 Dan Garvin, Breckenridge	158 (+14)

1A-Lions Municipal GC, Austin (Par 71:284)

TEAM

1 Rankin	634 (+66)
2 Sonora	659 (+91)

3 Edgewood	667 (+99)
------------	-----------

INDIVIDUALS

1 Gary Varnadore, Rankin	152 (+10)
2 Terry Lester, Rankin	156 (+14)
3 Ryan Hamilton, Mabank	157 (+15)

B-Lions Municipal GC, Austin (Par 71:284)

TEAM

1 Salado	711 (+43)
2 Bronte	721 (+53)
3 Anna	803 (+135)

INDIVIDUALS

1 John Preston, Salado	159 (+17)
2 Wayne Alexander, Bronte	160 (+18)
3 Brad Dibrell, Jayton	165 (+23)

1972

May 5-6

4A-Morris Williams GC, Austin (Par 72:288)

TEAM

1 Corpus Christi King	618 (+42)
2 Houston Westchester	622 (+46)
3 Bryan	635 (+59)

INDIVIDUALS

1 R. Hoyt, Houston Westchester	146 (+2)
2 Keith Fergus, Killeen	148 (+4)
3 Perry Arthur, Bryan	151 (+7)

3A-Morris Williams GC, Austin (Par 72:288)

TEAM

1 Sweetwater	637 (+61)
2 Jacksonville	651 (+75)
3 Mount Pleasant	655 (+79)

INDIVIDUALS

1 S. Morgan, Sweetwater	153 (+9)
2 Richard Stone, Jacksonville	155 (+11)
3 John Magouyrk, Jacksonville	156 (+12)

2A-Morris Williams GC, Austin (Par 72:288)

TEAM

1 Boling	655 (+79)
2 Hardin-Jefferson	658 (+82)
3 Big Lake Reagan County	671 (+95)

INDIVIDUALS

1 Bill Edwards, Boling	157 (+13)
2 Gilbert Parker, Hardin-Jefferson	160 (+16)
3 Larry Cooper, Hardin-Jefferson	162 (+18)

1A-Lions Municipal GC, Austin (Par 71:284)

TEAM

1 Iraan	672 (+104)
2 Sonora	680 (+112)
3 Edgewood	690 (+122)

INDIVIDUALS

1 Keith Hamilton, Mabank	152 (+10)
2 Larry Hall, Iraan	159 (+17)
3 Mark Rousselot, Sonora	160 (+18)

B-Lions Municipal GC, Austin (Par 71:284)

TEAM

1 Forsan	719 (+151)
2 Salado	763 (+195)
3 Anna	781 (+213)

INDIVIDUALS

1 Charles Bailey, Forsan	163 (+21)
2 Jim Price, Callisburg	165 (+23)
3 Richard Pitts, Forsan	174 (+32)

1971

May 7-8

4A-Morris Williams GC, Austin (Par 72:288)

TEAM

1 Fort Worth Paschal	616 (+40)
2 San Antonio Alamo Heights	625 (+49)
3 Cy-Fair	628 (+52)

INDIVIDUALS

1 Wally Payne, Fort Worth Paschal	149 (+5)
2 Howard Wagner, Cy-Fair	150 (+6)
3 M. Ball, Fort Worth Paschal	153 (+9)

3A-Morris Williams GC, Austin (Par 72:288)

TEAM

1 Monahans	657 (+81)
2 Columbus	661 (+85)
3 Mount Pleasant	671 (+95)

INDIVIDUALS

1 Ron Huckabee, Monahans*	152 (+8)
2 C. Brown, McKinney	152 (+8)
3 David Gonzalez, Robstown	157 (+13)

2A-Morris Williams GC, Austin (Par 72:288)

TEAM

1 Hardin-Jefferson	652 (+76)
2 Boling	671 (+95)
3 Decatur	684 (+108)

INDIVIDUALS

1 Andy Hale, Floydada	156 (+12)
2 Collier Nolte, Hardin-Jefferson	158 (+14)
3 Gilbert Parker, Hardin-Jefferson	162 (+18)



1A-Lions Municipal GC, Austin (Par 71:284)

TEAM

1 Nocona	654 (+86)
2 Iraan	667 (+99)
3 Edgewood	717 (+149)

INDIVIDUALS

1 Barry Huggins, Troup	156 (+14)
2 Jim Shields, Nocona	157 (+15)
3 Gaylor Walden, Kennedale	159 (+17)

B-Lions Municipal GC, Austin (Par 71:284)

TEAM

1 Anton	683 (+115)
2 Goree	763 (+195)
3 Anna	766 (+198)

INDIVIDUALS

1 Tommy Gilbert, Anton*	165 (+13)
2 Randy Jones, Anton	165 (+13)
3 Steve Skelton, Goree	173 (+21)

1970 May 8-9

4A-Morris Williams GC, Austin (Par 72:288)

TEAM

1 San Antonio Alamo Heights	615 (+39)
2 Richardson	626 (+50)
3 Houston Wisdom	637 (+61)

INDIVIDUALS

1 Ben Crenshaw, Austin	149 (+5)
2 Lane Fowler, Houston Lee	151 (+7)
Blake Middleton, SA Alamo Heights	151 (+7)

3A-Morris Williams GC, Austin (Par 72:288)

TEAM

1 Monahans	660 (+84)
2 Brenham	671 (+95)
3 Mission	676 (+100)

INDIVIDUALS

1 Ron Huckabee, Monahans	154 (+10)
2 Johnny Scott, Daingerfield	155 (+11)
3 Eben Dennis, Cy-Fair	159 (+15)

2A-Morris Williams GC, Austin (Par 72:288)

TEAM

1 Hardin-Jefferson	668 (+92)
2 Crane	672 (+96)
3 Boling	681 (+105)

INDIVIDUALS

1 Don Sammons, Electra	160 (+16)
2 Blair Douglas, Georgetown	161 (+17)
3 Richie Boyd, Decatur	162 (+18)

1A-Lions Municipal GC, Austin (Par 71:284)

TEAM

1 Weimar	673 (+105)
2 Groesbeck	706 (+138)
3 Nocona	712 (+144)

INDIVIDUALS

1 Gary Braun, Weimar	161 (+19)
2 Thomas Turner, Groesbeck	162 (+20)
3 Mike Vasek, Weimar	168 (+26)

B-Lions Municipal GC, Austin (Par 71:284)

TEAM

1 Alief	753 (+185)
2 Anton	762 (+194)
3 Little Cypress-Mauriceville	822 (+254)

INDIVIDUALS

1 Keith McCutchen, Bronte	162 (+20)
2 Gene Eakin, Leggett	177 (+35)
3 John Strange, Alief	181 (+39)

1969

May 2-3

4A-Morris Williams GC, Austin (Par 72:288)

TEAM

1 Austin	585 (+9)
2 Beaumont Forest Park	602 (+26)
3 Odessa Permian	604 (+28)

INDIVIDUALS

1 Ben Crenshaw, Austin	136 (-8)
2 Scott Stegner, Odessa Permian	142 (-2)
3 Bruce Lietzke, Beaumont Forest Park	142 (E)

3A-Morris Williams GC, Austin (Par 72:288)

TEAM

1 College Station A&M Consolidated	631 (+55)
2 Snyder	638 (+62)
3 Stephenville	703 (+127)

INDIVIDUALS

1 Billy Hannah, Jasper	150 (+6)
2 Clay Dozier, CS A&M Consolidated	152 (+8)
3 Otis Gips, Cuero	154 (+10)

2A-Morris Williams GC, Austin (Par 72:288)

TEAM

1 Daingerfield	658 (+82)
2 Big Lake Reagan County	678 (+102)
3 Columbus	684 (+108)

INDIVIDUALS

1 Mike Ramey, Daingerfield	153 (+9)
2 John Scott, Daingerfield	155 (+11)
3 Larry Deavers, Hallettsville	158 (+14)

1A-Lions Municipal GC, Austin (Par 71:284)

TEAM

1 Weimar	644 (+76)
2 McLean	663 (+95)
3 Albany	674 (+106)

INDIVIDUALS

1 Gary Heger, Weimar	145 (+3)
2 Dick Back, McLean	157 (+15)
3 Joel McCarty, McLean	162 (+20)

B-Lions Municipal GC, Austin (Par 71:284)

TEAM

1 Bronte	693 (+125)
2 Anna	758 (+190)
3 Hico	790 (+222)

INDIVIDUALS

1 Paul Wood, Anna	165 (+23)
2 Keith McCutchen, Bronte*	166 (+24)
3 Mike Davis, Hico	166 (+24)

1968

May 3-4

4A-Morris Williams GC, Austin (Par 72:288)

TEAM

1 San Antonio Alamo Heights	616 (+40)
2 Dallas Jefferson	624 (+48)
3 Odessa Permian	642 (+66)

INDIVIDUALS

1 Tom Kite, Austin McCallum	148 (+4)
2 Michael Huebinger, SA Alamo Heights	149 (+5)
3 Don Speckman, Dallas Jefferson	153 (+9)



San Antonio Alamo Heights - 1963 Conference 4A Boys Golf Team Champions



3A-Morris Williams GC, Austin (Par 72:288)

TEAM

1	Beaumont Forest Park	640 (+64)
2	Longview Pine Tree	654 (+78)
3	San Marcos	658 (+82)

INDIVIDUALS

1	Rickey Maxey, Longview Pine Tree	155 (+11)
2	Danny Ducote, Beaumont Forest Park*	157 (+13)
3	David Belding, Kermit	157 (+13)

2A-Morris Williams GC, Austin (Par 72:288)

TEAM

1	Jacksboro	668 (+92)
2	Hardin-Jefferson	670 (+94)
3	Big Lake Reagan County	678 (+102)

INDIVIDUALS

1	Tommy Hayes, Big Lake Reagan County	160 (+16)
2	Tommy Gilbert, Jacksboro*	163 (+19)
3	Richard Osberg, Hardin-Jefferson	163 (+19)

1A-Lions Municipal GC, Austin (Par 71:284)

TEAM

1	McLean	666 (+98)
2	Albany	686 (+118)
3	Weimar	721 (+153)

INDIVIDUALS

1	Ross Balliew, Albany	158 (+16)
2	Pat Windom, McLean	164 (+22)
3	Robbie Seldon, San Augustine	165 (+23)

B-Lions Municipal GC, Austin (Par 71:284)

TEAM

1	Anna	767 (+199)
2	Jayton	781 (+213)
3	Salado	800 (+232)

INDIVIDUALS

1	George Marshall, Aledo	155 (+13)
2	Timothy Hamilton, Loraine	161 (+19)
3	Terry Moore, Jayton	163 (+21)

1967

May 5-6

4A-Morris Williams GC, Austin (Par 72:288)

TEAM

1	Dallas Adams	616 (+40)
2	Austin	632 (+56)
3	Odessa Permian	633 (+57)

INDIVIDUALS

1	Tom Kite, Austin McCallum	147 (+3)
2	William Cromwell, Austin	150 (+6)
3	Bobby Henson, Dallas Adams	153 (+9)

3A-Morris Williams GC, Austin (Par 72:288)

TEAM

1	Seguin	645 (+69)
2	Beaumont Forest Park*	652 (+76)
3	Stephenville	652 (+76)

INDIVIDUALS

1	Bruce Lietzke, Beaumont Forest Park	145 (+1)
2	Joel Vaughn, Lamesa	152 (+8)
3	Robert Bohmann, Seguin	154 (+10)

2A-Morris Williams GC, Austin (Par 72:288)

TEAM

1	Jacksboro	660 (+84)
2	Stamford	670 (+94)
3	Hardin-Jefferson	676 (+100)

INDIVIDUALS

1	Tommy Gilbert, Jacksboro	156 (+12)
2	Chuck Brownfield, Stamford	158 (+14)
3	Charles Bunte, Smithville	159 (+15)

1A-Lions Municipal GC, Austin (Par 71:284)

TEAM

1	Albany	656 (+88)
2	McLean	686 (+118)
3	Weimar	711 (+143)

INDIVIDUALS

1	Dick Back, McLean	155 (+13)
2	Hebert Hawkins, Albany	160 (+18)
3	Bill Weaver, Albany	161 (+19)

B-Lions Municipal GC, Austin (Par 71:284)

TEAM

1	Richland Springs	738 (+170)
2	Jayton	758 (+190)
3	Robert Lee	164 (+196)

INDIVIDUALS

1	Tim Hamilton, Loraine	154 (+12)
2	George Marshall, Aledo	157 (+15)
3	Bill Lawless, Elysian Fields	159 (+17)

1966

May 6-7

4A-Morris Williams GC, Austin (Par 72:288)

TEAM

1	San Antonio Lee	633 (+57)
2	Beaumont	650 (+74)
3	Longview	651 (+75)

INDIVIDUALS

1	Steve Holmsley, San Antonio Lee	148 (+4)
2	Ronnie Leverich, Odessa Permian	149 (+5)
3	James Singletary, Beaumont	154 (+10)

3A-Morris Williams GC, Austin (Par 72:288)

TEAM

1	Seguin	646 (+70)
2	Sulphur Springs	657 (+81)
3	Beaumont Forest Park	663 (+87)

INDIVIDUALS

1	Drayton Mahaffey, Kerrville Tivy	152 (+8)
2	Zack Padgett, Seguin	164 (+10)
3	Ike Harper, Sulphur Springs	156 (+12)

2A-Morris Williams GC, Austin (Par 72:288)

TEAM

1	Alpine	669 (+93)
2	Jacksboro	670 (+94)
3	Randolph Air Force Base	691 (+115)

INDIVIDUALS

1	W.A. Hawkins, Jacksboro	159 (+15)
2	J. Hudgins, Alpine	160 (+16)
3	Tommy Gilbert, Jacksboro	161 (+17)

1A-Lions Municipal GC, Austin (Par 71:284)

TEAM

1	Memphis	679 (+111)
2	Smithville	705 (+137)
3	Albany	711 (+143)

INDIVIDUALS

1	Bill Bunte, Smithville	162 (+20)
2	Jerry Moss, Memphis	163 (+21)
3	Tommy Vasocu, Troup	165 (+23)

B-Lions Municipal GC, Austin (Par 71:284)

TEAM

1	Overton	696 (+128)
2	Richland Springs	702 (+134)
3	Shallowater	793 (+225)

INDIVIDUALS

1	Roger Moore, Overton	159 (+17)
2	Billy Schneider, Richland Springs	165 (+23)
3	Johnny Harper, Overton	166 (+24)

1965

May 7-8

4A-Morris Williams GC, Austin (Par 72:288)

TEAM

1	San Antonio Alamo Heights	609 (+33)
2	Odessa Permian	630 (+54)
3	Houston Spring Woods	644 (+68)

INDIVIDUALS

1	Samuel Adelman, SA Alamo Heights	146 (+2)
2	Michael Bowersock, SA Alamo Heights	149 (+5)
3	Buddy Hamilton, Amarillo Tascosa	153 (+9)

3A-Morris Williams GC, Austin (Par 72:288)

TEAM

1	Seguin	628 (+52)
2	Beaumont Forest Park	643 (+67)
3	Kermit	648 (+72)

INDIVIDUALS

1	John Bohman, Seguin	152 (+8)
2	David Belding, Kermit	154 (+10)
3	Paul Schroeder, Seguin	155 (+11)

2A-Lions Municipal GC, Austin (Par 71:284)

TEAM

1	Jacksboro	658 (+90)
2	Edna	666 (+98)
3	Brady	667 (+99)

INDIVIDUALS

1	Rikki Massengale, Jacksboro	149 (+7)
2	W.A. Hawkins, Jacksboro*	161 (+19)
3	Tim Bennie, Cisco	161 (+19)

1A-Lions Municipal GC, Austin (Par 71:284)

TEAM

1	Big Lake Reagan County	662 (+94)
2	Albany	690 (+124)
3	Bastrop	692 (+126)

INDIVIDUALS

1	Bill Evans, Odem	154 (+12)
2	Jay Dunbar, Memphis	157 (+15)
3	Sparky Cartwright, San Augustine	158 (+16)



B-Lions Municipal GC, Austin (Par 71:284)

TEAM

1 Shallowater	732 (+70)
2 Richland Springs	736 (+74)
3 Overton	762 (+110)

INDIVIDUALS

1 Lynn Faulkenberry, Gladewater Sabine	159 (+17)
2 Harold Preston, Loraine	166 (+24)
3 Rick Baskin, Richland Springs	167 (+25)

1964

May 8-9

4A-Lions Municipal GC, Austin (Par 71:284)

TEAM

1 San Antonio Alamo Heights	605 (+37)
2 Amarillo Tascosa	621 (+53)
3 Tyler Legacy	626 (+58)

INDIVIDUALS

1 Samuel Adelman, SA Alamo Heights*	148 (+6)
2 James Herring, Amarillo	148 (+6)
3 William Wade, Freeport**	149 (+7)

3A-Lions Municipal GC, Austin (Par 71:284)

TEAM

1 Seguin	628 (+60)
2 Pecos	631 (+63)
3 Gainesville	647 (+79)

INDIVIDUALS

1 Jim Clayton, Kermit	146 (+4)
2 Vincent Glowacki, La Marque	148 (+6)
3 John Bohman, Seguin	154 (+12)

2A-Lions Municipal GC, Austin (Par 71:284)

TEAM

1 Brady	637 (+69)
2 Gilmer	667 (+99)
3 Edna	681 (+113)

INDIVIDUALS

1 Rikki Massengale, Jacksboro	144 (+2)
2 Charles Dicker, Brady	156 (+14)
3 Jimmy Criswell, Brady	157 (+15)

1A-Lions Municipal GC, Austin (Par 71:284)

TEAM

1 Bastrop	654 (+86)
2 Memphis	674 (+106)
3 San Augustine	723 (+155)

INDIVIDUALS

1 Ronnie Wilkins, Bastrop	157 (+15)
2 James Lenamon, Albany	158 (+16)
3 David Perkins, Bastrop	162 (+20)

B-Lions Municipal GC, Austin (Par 71:284)

TEAM

1 Menard	692 (+124)
2 Overton	704 (+136)
3 Valley Mills	726 (+158)

INDIVIDUALS

1 Gary Sorrels, Gladewater Sabine	160 (+18)
2 Harold Preston, Loraine*	165 (+23)
3 Joe Johnston, Overton	165 (+23)

1963

May 3-4

4A-Lions Municipal GC, Austin (Par 71:284)

TEAM

1 San Antonio Alamo Heights	602 (+34)
2 Lubbock Monterey	627 (+59)
3 Dallas Jefferson	630 (+62)

INDIVIDUALS

1 Samuel Adelman, SA Alamo Heights*	145 (+3)
2 Randy Wolff, Beaumont	145 (+3)
3 Bruce Hooper, SA Alamo Heights	148 (+6)

3A-Lions Municipal GC, Austin (Par 71:284)

TEAM

1 Seguin	635 (+67)
2 Jacksonville	646 (+78)
3 Pecos	659 (+91)

INDIVIDUALS

1 John Bohman, Seguin	147 (+5)
2 Hal Underwood, Del Rio	151 (+9)
3 Jimmy Clayton, Kermit	154 (+12)

2A-Lions Municipal GC, Austin (Par 71:284)

TEAM

1 Jacksboro	627 (+59)
2 College Station A&M Consolidated	658 (+80)
3 Childress	659 (+81)

INDIVIDUALS

1 Jimmy Wilcoxson, Childress	149 (+7)
2 W.A. Hawkins, Jacksboro	154 (+12)
3 John Baldauf, CS A&M Consolidated	155 (+13)

1A-Lions Municipal GC, Austin (Par 71:284)

TEAM

1 Big Lake Reagan County	698 (+120)
2 Bastrop	711 (+133)
3 Albany	725 (+147)

INDIVIDUALS

1 Jay Dunbar, Memphis	157 (+15)
2 Ford Cartwright, San Augustine	160 (+18)
3 Bill Ashcraft, Big Lake Reagan Co.	162 (+20)

B-Lions Municipal GC, Austin (Par 71:284)

TEAM

1 Gladewater Sabine	675 (+107)
2 Calvert	712 (+144)
3 Menard	741 (+173)

INDIVIDUALS

1 Sammy Pearson, Calvert	163 (+21)
2 Gary Sorrels, Gladewater Sabine	164 (+22)
3 Lynn Faulkenberry, Gladewater Sabine	166 (+24)

1962

May 4-5

4A-Lions Municipal GC, Austin (Par 71:284)

TEAM

1 Fort Worth Arlington Heights	619 (+51)
2 Houston Spring Branch	634 (+66)
3 San Antonio Alamo Heights	639 (+71)

INDIVIDUALS

1 Dave Turner, FW Arlington Heights	147 (+5)
-------------------------------------	----------

2 Mike Gibson, FW Arlington Heights*	150 (+8)
3 Tommy Knight, San Angelo Central	150 (+8)

3A-Lions Municipal GC, Austin (Par 71:284)

TEAM

1 Conroe	628 (+60)
2 Del Rio	634 (+66)
3 Cleburne	649 (+81)

INDIVIDUALS

1 David Holcomb, Mission	149 (+7)
2 Dan Nichol, Conroe	152 (+10)
Hal Underwood, Del Rio	152 (+10)

2A-Lions Municipal GC, Austin (Par 71:284)

TEAM

1 Brady	648 (+80)
2 Jacksboro	650 (+82)
3 Hamlin	677 (+109)

INDIVIDUALS

1 Bob Archer, Brady	150 (+8)
2 Steve Wheelis, Jacksboro	155 (+13)
3 Mike Holbrook, Jacksboro	157 (+15)

1A-Lions Municipal GC, Austin (Par 71:284)

TEAM

1 Del Valle	666 (+98)
2 Big Lake Reagan County	692 (+124)
3 Albany	708 (+140)

INDIVIDUALS

1 Harold Gardner, Big Lake Reagan Co.*	158 (+16)
2 Vandy Van Dever, Del Valle	158 (+16)
Rocky Hill, Albany	158 (+16)

B-Lions Municipal GC, Austin (Par 71:284)

TEAM

1 Gladewater Sabine	684 (+116)
2 Calvert	740 (+172)
3 Goree	762 (+194)

INDIVIDUALS

1 Ronnie Bamburg, Gladewater Sabine	160 (+18)
2 Gary Sorrels, Gladewater Sabine	163 (+21)
3 Calvin Wiese, Calvert	167 (+25)

1961

May 5-6

4A-Lions Municipal GC, Austin (Par 71:284)

TEAM

1 Fort Worth Paschal	618 (+50)
2 Amarillo Tascosa	623 (+55)
3 Houston Lamar	624 (+56)

INDIVIDUALS

1 John Lawson, Fort Worth Paschal	147 (+5)
2 Harry Joiner, Wichita Falls	148 (+6)
3 Jere Whitaker, Fort Worth Paschal	151 (+9)
Randy Gieselman, Houston Lamar	151 (+9)

3A-Lions Municipal GC, Austin (Par 71:284)

TEAM

1 Conroe	641 (+73)
2 Sulphur Springs	644 (+76)
3 Del Rio	658 (+90)



INDIVIDUALS

1 Charles Links, Gainesville	149 (+7)
2 Charles Carothers, Sulphur Springs	150 (+8)
3 Hal Underwood, Del Rio	151 (+9)

2A-Lions Municipal GC, Austin (Par 71:284)

TEAM

1 Columbus	663 (+95)
2 Edna	668 (+100)
3 Coleman	671 (+103)

INDIVIDUALS

1 Johnny Jones, Gatesville	150 (+8)
2 Billy Riddle, Edna	154 (+12)
3 Gary Bradshaw, Ranger	161 (+19)

1A-Lions Municipal GC, Austin (Par 71:284)

TEAM

1 Eagle Lake	660 (+92)
2 Albany	682 (+114)
3 Memphis	729 (+161)

INDIVIDUALS

1 Curtis Laughlin, Eagle Lake*	155 (+13)
2 Rocky Hill, Albany	155 (+13)
3 Harold Gardner, Big Lake Reagan Cty.	165 (+23)

B-Lions Municipal GC, Austin (Par 71:284)

TEAM

1 Gladewater Sabine	750 (+182)
2 Calvert	769 (+201)
3 Meridian	811 (+243)

INDIVIDUALS

1 Ronnie Bamberg, Gladewater Sabine	168 (+26)
2 William Peacock, Everman	177 (+35)
3 Gary Sorrels, Gladewater Sabine	178 (+36)

1960

May 6-7

4A-Lions Municipal GC, Austin (Par 71:284)

TEAM

1 Texas City	598 (+20)
--------------	-----------

INDIVIDUAL

1 Mark Hopkins, Texas City	139 (-3)
----------------------------	----------

3A-Lions Municipal GC, Austin (Par 71:284)

TEAM

1 Andrews	643 (+75)
-----------	-----------

INDIVIDUAL

1 Charles Carothers, Sulphur Springs	151 (+9)
--------------------------------------	----------

2A-Lions Municipal GC, Austin (Par 71:284)

TEAM

1 Brady	645 (+77)
---------	-----------

INDIVIDUAL

1 Terry James, Gilmer	144 (+2)
-----------------------	----------

1A-Lions Municipal GC, Austin (Par 71:284)

TEAM

1 Elgin	671 (+103)
---------	------------

INDIVIDUAL

1 Curtis Laughlin, Eagle Lake	159 (+17)
-------------------------------	-----------



Bruce Lietzke - Beaumont Forest Park

B-Lions Municipal GC, Austin (Par 71:284)

TEAM

1 Wink	788 (+220)
--------	------------

INDIVIDUAL

1 Billy Peacock, Everman	171 (+29)
--------------------------	-----------

1959

May 8-9

4A-Lions Municipal GC, Austin (Par 71:284)

TEAM

1 Austin	584 (+16)
----------	-----------

INDIVIDUAL

1 Randy Petri, Austin	140 (-2)
-----------------------	----------

3A-Lions Municipal GC, Austin (Par 71:284)

TEAM

1 Tyler Legacy	604 (+36)
----------------	-----------

INDIVIDUAL

1 T.C. Hamilton, Tyler Legacy	144 (+2)
-------------------------------	----------

2A-Lions Municipal GC, Austin (Par 71:284)

TEAM

1 Terrell	647 (+79)
-----------	-----------

INDIVIDUAL

1 James Terry, Gilmer	148 (+6)
-----------------------	----------

1A-Lions Municipal GC, Austin (Par 71:284)

TEAM

1 Elgin	647 (+79)
---------	-----------

INDIVIDUAL

1 Pat Simpson, Keller*	163 (+21)
------------------------	-----------

B-Lions Municipal GC, Austin (Par 71:284)

TEAM

1 Wink	712 (+144)
--------	------------

INDIVIDUAL

1 Raymond Mayes, Sheridan	154 (+12)
---------------------------	-----------

1958

May 2-3

2A-Lions Municipal GC, Austin (Par 71:284)

TEAM

1 Austin	611 (+43)
----------	-----------

INDIVIDUAL

1 Elgie Seamster, Borger	146 (+4)
--------------------------	----------

1A-Lions Municipal GC, Austin (Par 71:284)

TEAM

1 Shamrock	641 (+73)
------------	-----------

INDIVIDUAL

1 John Shackelford, Shamrock	152 (+10)
------------------------------	-----------

B-Lions Municipal GC, Austin (Par 71:284)

TEAM

1 Bastrop	700 (+132)
-----------	------------

INDIVIDUALS

1 Mike Higgins, Tomball	159 (+17)
-------------------------	-----------

1957

May 3-4

2A-Lions Municipal GC, Austin (Par 71:284)

TEAM

1 Austin	620 (+52)
----------	-----------

INDIVIDUAL

1 Randy Petri, Austin	150 (+8)
-----------------------	----------

1A-Lions Municipal GC, Austin (Par 71:284)

TEAM

1 Del Rio	643 (+75)
-----------	-----------

INDIVIDUAL

1 Joe Trevino, Del Rio	150 (+8)
------------------------	----------

B-Lions Municipal GC, Austin (Par 71:284)

TEAM

1 Wink	724 (+156)
--------	------------

INDIVIDUAL

1 Richard Hales, Memphis	156 (+14)
--------------------------	-----------

1956

May 4-5

2A-Lions Municipal GC, Austin (Par 71:284)

TEAM

1 San Antonio Alamo Heights	621 (+53)
-----------------------------	-----------

INDIVIDUAL

1 Jim Bratten, SA Alamo Heights	148 (+6)
---------------------------------	----------

1A-Lions Municipal GC, Austin (Par 71:284)

TEAM

1 Athens	616 (+48)
----------	-----------

INDIVIDUAL

1 George Robinson, Athens	149 (+7)
---------------------------	----------

B-Lions Municipal GC, Austin (Par 71:284)

TEAM

1 Ranger	689 (+121)
----------	------------



INDIVIDUAL

1 Jimmy Blackmar, Luling 157 (+15)

1955

May 6-7

2A-Lions Municipal GC, Austin (Par 71:284)

TEAM

1 Brownwood 609 (+41)

INDIVIDUAL

1 Phil Lobstein, Brownwood 146 (+4)

1A-Lions Municipal GC, Austin (Par 71:284)

TEAM

1 Longview Pine Tree 627 (+59)

INDIVIDUAL

1 Mike York, Waxahachie 141 (-1)

B-Lions Municipal GC, Austin (Par 71:284)

TEAM

1 McCamey 715 (+147)

INDIVIDUAL

1 John Lively, Eastland 155 (+13)

1954

May 7-8

2A-Lions Municipal GC, Austin (Par 71:284)

TEAM

1 Amarillo 606 (+38)

INDIVIDUAL

1 John Farquhar, Amarillo 145 (+3)

1A-Lions Municipal GC, Austin (Par 71:284)

TEAM

1 Stamford 624 (+56)

INDIVIDUAL

1 Charles Coody, Stamford 139 (-3)

B-Lions Municipal GC, Austin (Par 71:284)

TEAM

1 Iraan 723 (+155)

INDIVIDUAL

1 Bob White, Tomball 153 (+11)

1953

May 8-9

2A-Lions Municipal GC, Austin (Par 71:284)

TEAM

1 Houston Lamar 613 (+45)

INDIVIDUAL

1 Marcelino Moreno, Midland 146 (+4)

1A-Lions Municipal GC, Austin (Par 71:284)

TEAM

1 San Marcos 632 (+64)

INDIVIDUAL

1 Robert Baker, San Marcos 154 (+12)

B-Lions Municipal GC, Austin (Par 71:284)

TEAM

1 Longview Pine Tree 655 (+87)

INDIVIDUAL

1 Richard Parvino, Longview Pine Tree 143 (+1)

1952

May 2-3

2A-Lions Municipal GC, Austin (Par 71:284)

TEAM

1 Houston Lamar 618 (+50)

INDIVIDUAL

1 Jimmy Powell, Dallas Sunset 144 (+2)

1A-Lions Municipal GC, Austin (Par 71:284)

TEAM

1 Lampasas 657 (+89)

INDIVIDUALS

1 Jim Boyd, Lampasas* 156 (+14)

2 Charles Zaden, Stamford 156 (+14)

B-Lions Municipal GC, Austin (Par 71:284)

TEAM

1 Longview Pine Tree 667 (+99)

INDIVIDUAL

1 Richard Parvino, Longview Pine Tree 156 (+14)

1951

May 4-5

2A-Lions Municipal GC, Austin (Par 71:284)

TEAM

1 Dallas Highland Park 602 (+34)

INDIVIDUAL

1 Stewart Carrell, Dallas Highland Park 147 (+5)

1A-Lions Municipal GC, Austin (Par 71:284)

TEAM

1 Lampasas 680 (+112)

INDIVIDUAL

1 Tommy Cruse, Jacksonville 144 (+2)

B-Lions Municipal GC, Austin (Par 71:284)

TEAM

1 Longview Pine Tree 727 (+159)

INDIVIDUAL

1 Jackie Clark, Troup 153 (+11)

1950

May 5 (2A), May 12 (CITY)

CITY-BraeBurn CC, Houston (Par 72:288)

TEAM

1 San Antonio Alamo Heights 658 (+82)

INDIVIDUALS

1 Pete Hessemer, Houston Davis 141 (-3)*

2 Kenneth Edwards, Fort Worth Paschal 141 (-3)

2A-BraeBurn CC, Houston (Par 72:288)

TEAM

1 Dallas Highland Park 637 (+61)

INDIVIDUAL

1 Lee Pinkston, Abilene 146 (+2)

1949

May 13

CITY-San Antonio CC (Par 72:288)

TEAM

1 Houston Lamar 612 (+36)

INDIVIDUAL

1 Bernard Riviere, Houston Lamar 148 (+4)




BOYS GOLF


ALL-TIME STATE TOURNAMENT APPEARANCES

* - State Champion

School	Tournament Appearances	Tourn. App.	Championships
Abbott	1A:1991,92	2	0
Abilene Cooper	4A:1980; 5A:1981,82*,83*,84*,85	6	3
Abilene Wylie	3A:1984,86,87*,88,89,90,91,92*,93,95,96,97,98,99,2000,02,08	17	2
Agua Dulce	B:1964	1	0
Albany	1A:1959; B:1960; 1A:1961,62,63,65,66,67*,68,69; 2A:1992,93,94,2022,23	15	1
Aldine	5A:1982	1	0
Aledo	1A:1975,76,78*; 3A:1999; 4A:2005,06,07*,08,09,11; 5A:2015,16,19,22	14	2
Alice	2A:1956	1	0
Alief	B:1969,70*; 1A:1971	3	1
Allen	6A:2023	1	0
Alpine	2A:1966*,75,76,2003	4	1
Altair Rice	2A:2009; 3A:2019	2	0
Amarillo	2A:1953,54*,55; 5A:1994,95	5	1
Amarillo Tascosa	4A:1961,64	2	0
Andrews	3A:1959,60*,62,66,68,74,75,79; 4A:1981,82,86,87*,88,89,92,93,94,98,99*,2000; 3A:2007,11,12,13*,14*; 4A:2015,18,19,22,23	30	5
Anna	B:1967,68*,69,71,72,73,74	7	1
Anton	B:1970,71*	2	1
Aransas Pass	1A:1958	1	0
Archer City	1A:1975; 2A:1984; 1A:1985,2002,03,07	6	0
Argyle	3A:2012,13,14; 4A:2015*,16*,17*,18,19,21*,22*; 5A:2023	11	5
Arlington Lamar	5A:1981,84	2	0
Arp	B:1960; 2A:2001	2	0
Athens	1A:1954,56*; 3A:1974*,77	4	2
Atlanta	3A:1978,2005,06,07,08	5	0
Austin	2A:1953,57*,58*; 4A:1959*,60,67,69*; 5A:2017,18	9	4
Austin Anderson	4A:1990,93,94*,95*,96,97*,98*,99,2000,01; 5A:2021,22*	12	5
Austin Johnson	4A:1976,77,78*	3	1
Austin Lake Travis	3A:1988,89,90,95,97*,98; 4A:1999,2002,03,04,05,07,08,10,11*,12*; 5A:2013*; 6A:2017,23	19	4
Austin McCallum	4A:1980	1	0
Austin Vandegriff	4A:2013,14*; 5A:2015*,16*; 6A:2018,19,21,22	8	3



Austin Westlake - 2023 Conference 6A Boys Golf Team Champions



Brock - 2022 Conference 3A Boys Golf Team Champions



* - State Champion


School	Tournament Appearances	Tourn. App.	Championships
Austin Westlake	3A:1977,78,79,80*; 4A:1981,82,84; 5A:1990; 4A:1991,93,94; 5A:1995,96*,99*,2001*,02,03,07,08,09*,10*,11,12,14*; 6A:2015,16,17*,18*,19*,21*,22*,23*	32	13
Baird	1A:1987,88*,89*,90,91,93,94*; 2A:1995,96*; 1A:2002,05,06	12	4
Bastrop	B:1957,58*; 1A:1963,64*,65; 4A:1989,91,98	8	2
Bay City	4A:1994,95	2	0
Baytown	1A:1955	1	0
Baytown Lee	4A:1963	1	0
Baytown Sterling	4A:1976	1	0
Beaumont	4A:1966	1	0
Beaumont Forest Park	3A:1965,66,67,68*; 4A:1969	5	1
Beaumont McArthur	1A:1953	1	0
Beeville	4A:1985	1	0
Bells	3A:2021	1	0
Bellville	2A:1966; 4A:2023	2	0
Belton	4A:1983,85	2	0
Bertram	B:1961,62	2	0
Big Lake Reagan County	1A:1960,62,63*,65*; 2A:1968,69,72,73; 1A:1979,80; 2A:1983	11	2
Big Spring	4A:1971,91; 3A:2012,13; 4A:2017	5	0
Blanco	2A:2013,14; 3A:2015,16,17,18,21	7	0
Blanket	1A:2015,16,17,18	4	0
Blue Ridge	1A:2012	1	0
Bluff Dale	1A:2023	1	0
Boerne	4A:2001,04; 3A:2013,14; 4A:2021,22,23	7	0
Boerne Champion	4A:2009,10,11,12; 5A:2015,17,18,19,21,22	10	0
Boling	2A:1970,71,72*,73*,74,77,79; 3A:1984; 2A:1990	9	2
Bonham	3A:1989,91,92	3	0
Booker	B:1974*,75,76,79,80; 1A:1984,85,86,87,88,89,93*,94,95*,96*,98	16	4
Borger	2A:1958; 4A:1959,60; 3A:1978,80; 4A:1983,91,95,96; 3A:2006	10	0
Bosqueville	2A:2017,22	2	0
Bowie	3A:2021,23	2	0
Bracketville Brackett	1A:2006,07,10	3	0
Brady	1A:1958; 2A:1959,60*,62*,64*,65	6	3
Brazoswood	5A:1989	1	0
Breckenridge	2A:1973,80,87; 3A:1988,99	5	0
Brenham	3A:1970; 4A:2001,02	3	0
Bridgeport	4A:2022	1	0
Briscoe Fort Elliott	1A:2017,18,21	3	0
Brock	1A:1996,98,2001; 2A:2010,13,14; 3A:2015*,16*,17,18,19,21*,22*,23	14	4
Bronte	B:1969*,72,75*,76,77; 1A:2004,12,14,15	9	2
Brookeland	1A:2013,14,15; 2A:2016	4	0
Brownfield	1A:1956	1	0
Brownsville	2A:1951	1	0
Brownwood	2A:1955*,56; 3A:1977; 4A:1985*,86*,87,88,2023	8	3




BOYS GOLF

ALL-TIME STATE TOURNAMENT APPEARANCES

* - State Champion



Columbus - 2019 Conference 3A Boys Golf Team Champions



Dallas Highland Park - 2021 Conference 5A Boys Golf Team Champions

School	Tournament Appearances	Tourn. App.	Championships
Bryan	4A:1972; 5A:2015	2	0
Bullard	B:1976*; 1A:1977,78,79,80*; 2A:1982,83,84,86,89,90,91,92,93; 4A:2018,19,21,22,23	19	2
Burleson Centennial	5A:2021,23	2	0
Burnet	3A:2003,04	2	0
Bushland	3A:2022	1	0
Caddo Mills	B:1978	1	0
Caldwell	2A:1973,80; 3A:1981,2013	4	0
Callisburg	2A:2006,07; 3A:2021,22,23*	5	1
Calvert	B:1961,62,63,68	4	0
Cameron Yoe	3A:2017,18,19,22	4	0
Campbell	B:1976,77	2	0
Canadian	3A:1985; 2A:2001; 1A:2011	3	0
Canton	3A:1984,96; 4A:2015,16,17	5	0
Canyon	3A:2004,05; 4A:2021	3	0
Canyon Randall	4A:2009; 5A:2021,22; 4A:2023*	4	1
Carizzo Springs	2A:1969; 4A:1983,84	3	0
Carrollton Creekview	5A:2003	1	0
Carthage	3A:2013,14; 4A:2016,21	4	0
Castroville Medina Valley	4A:2003,05,07*; 3A:2008,09	5	1
Cayuga	2A:2019	1	0
Cedar Park	4A:2013,14; 5A:2017,18,19	5	0
Cedar Park Vista Ridge	4A:2007	1	0
Celeste	1A:1993,94,95,96,97,99,2000,02; 2A:2023	9	0
Celina	4A:2023	1	0
Center	3A:2003	1	0
Center Point	B:1980	1	0
Cherokee	1A:1999	1	0
Chester	1A:2016,17,22,23	4	0
Childress	2A:1963,72	2	0

BOYS GOLF

ALL-TIME STATE TOURNAMENT APPEARANCES



* - State Champion

School	Tournament Appearances	Tourn. App.	Championships
China Spring	3A:1983,84*,85*,86; 2A:1987*,88*,89*; 3A:2003,12	9	5
Cisco	2A:1992,93*,96,97,2002	5	1
Claude	1A:1990,92	2	0
Cleburne	3A:1962,63,80; 4A:1982,2005	5	0
Cleveland Tarkington	3A:2014	1	0
Clifton	1A:1977	1	0
Clyde	3A:2019	1	0
Clyde Eula	1A:2017,18,19	3	0
Coahoma	2A:1997	1	0
Coleman	2A:1961; B:1975; 2A:2003,04,05	5	0
College Station	5A:2019,21	2	0
CS A&M Consolidated	2A:1963; 3A:1969*; 4A:1990,92,93	5	1
Colleyville Heritage	5A:2018	1	0
Columbus	2A:1961*,65,69; 3A:1971; 2A:1975; 3A:1982,84,85,86,94,97,98,2002,04,05,19*,21,23	18	2
Comal Canyon	4A:2006	1	0
Comal Smithson Valley	6A:2017; 5A:2023	2	0
Comanche	3A:1981,82	2	0
Comfort	3A:2017,18	2	0
Conroe	3A:1961*,62*; 4A:1973,74,75,76,77; 5A:1984,85*,86*,90*,91,99	13	5
Conroe The Woodlands	5A:1982,92,93*,95,2001,02*,03,04,05*,06,07*,08,09,12*,13; 6A:2015,16,19,21,22,23	21	5
Coolidge	B:1975	1	0
Cooper	1A:1980; 2A:1985*,86,87,88,98,99,2011,21	9	1
Coppell	6A:2017	1	0
Corpus Christi Carroll	4A:1975,77	2	0
Corpus Christi King	4A:1972*,73,75,78; 5A:1981,82,84	7	1
Corpus Christi Ray	2A:1953,54,55,57	4	0
Corsicana	2A:1958; 4A:1985	2	0
Crane	2A:1960,70	2	0
Crawford	1A:1991,92,93	3	0
Crockett	3A:1993; 2A:2013,14,16	4	0
Crosby	4A:1981,82,2004,05	4	0
Cross Plains	1A:1984	1	0
Crowell	1A:2021,23	2	0
Cuero	3A:1975,2000,01,02,04,05,06,07	8	0
Cy-Fair	4A:1971; 5A:2013	2	0
Cypress Creek	4A:1980; 5A:1981,86; 6A:2021,22	5	0
D'Hanis	1A:2022,23	2	0
Daingerfield	2A:1969*,2009	2	1
Dalhart	3A:1981,83	2	0
Dallas Adams	4A:1965,67*	2	1
Dallas Highland Park	2A:1950*,51*,53,54; 4A:1976,77*,89*,90*,91*,92*,93*,94,96,98,99,2000*,01*,02*,03*,04*,05*,06*,07,08*,09,10*,11,12,13*,14; 6A:2016; 5A:2017*,18*,19*,21*,22	36	22
Dallas Jefferson	4A:1963,68	2	0



BOYS GOLF

ALL-TIME STATE TOURNAMENT APPEARANCES

* - State Champion

School	Tournament Appearances	Tourn. App.	Championships
Dallas Jesuit	5A:2008; 6A:2015,17,18	4	0
Dallas South Oak Cliff	2A:1956	1	0
Dallas Sunset	CITY:1949,50	2	0
Dallas Wilson	2A:1952,56,57,58; 4A:1960	5	0
Darrouzett	B:1977,78,79	3	0
Dawson	B:1951	1	0
Decatur	2A:1970,71,76*,77*,78,79; 3A:2013; 4A:2015,16	9	2
Deer Park	5A:1988,2005,13,14; 6A:2015	5	0
Del Rio	1A:1954; 3A:1961,62	3	0
Del Valle	1A:1962*	1	1
De Leon	2A:2016,17,18	3	0
Denton	4A:1977,78; 5A:1982,86,87,88,93	7	0
Denton Guyer	4A:2013,14	2	0
Denver City	3A:1983,89	2	0
Detroit	1A:2000	1	0
Devine	2A:1975,76,77; 3A:1982,84,85,86,87,92,93,94; 4A:2017,18	13	0
Diana New Diana	2A:2003; 3A:2016,17,18,19,21	6	0
Diboll	2A:1976; 3A:1988,90,2010,23	5	0
Dodd City	1A:2004	1	0
Douglass	1A:2016; 2A:2017,18,19	4	0
Dripping Springs	2A:1986; 3A:1988; 5A:2018,19	4	0
Dublin	1A:1978,79*	2	1
Duncanville	5A:2001,04	2	0
Eagle Lake	B:1955,58; 1A:1959,61*	4	1
Early	2A:1986	1	0
Earth Springlake	1A:2023	1	0
East Bernard	2A:1995,2013,14	3	0
Eastland	B:1957,58; 2A:1982,83; 3A:2000; 2A:2014; 3A:2016,17,19	9	0
Edgewood	1A:1971,72,73,74,75,76,77,78,79; 2A:1988,89,92,93,94,95,96,97,2002,05,06*,07*,08	22	2
Edinburg	2A:1958	1	0
Edna	2A:1960,61,63,64,65	5	0
El Campo	3A:2013,14; 4A:2018	3	0
El Maton Tidehaven	2A:1998	1	0
El Paso	2A:1955,57	2	0
El Paso Coronado	4A:1976,78; 5A:1991,92*,93,2002,07	7	1
El Paso El Dorado	1A:2013	1	0
El Paso Hanks	5A:1987,88,89,92,95*,2009	6	1
El Paso Jefferson	2A:1951,52,53,54,56	5	0
Elgin	1A:1959*,60*	2	2
Elysian Fields	B:1967; 1A:1980,99; 2A:2000	4	0
Eules Trinity	4A:1980	1	0
Everman	B:1961,62	2	0
Falfurrias	3A:1983	1	0


BOYS GOLF

ALL-TIME STATE TOURNAMENT APPEARANCES




* - State Champion

School	Tournament Appearances	Tourn. App.	Championships
Farwell	1A:1970,94,95,97,2002; 2A:2019	6	0
Fayetteville	1A:2017,18	2	0
Fisk Mozelle	B:1974	1	0
Flatonia	1A:1987,88,2003,09,10,11,12; 2A:2019	8	0
Florence	B:1963,74; 1A:1975	3	0
Forsan	B:1972*; 2A:2022	2	1
Fort Bend Clements	5A:1996,2006,10,11	4	0
Fort Bend Dulles	4A:1978,79,80*; 5A:1981*,85,86,87,89,93	9	2
Fort Bend Elkins	5A:1995,2002,03*,04	4	1
Fort Bend Travis	5A:2012	1	0
Fort Davis	1A:1988	1	0
Fort Hancock	B:1966	1	0
Fort Stockton	3A:1975,76,77*,79	4	1
Fort Worth Arlington Heights	CITY:1950; 2A:1951,58; 4A:1962*,69,73*,74*,75,78; 5A:1981; 4A:2007,08,10	13	3
Fort Worth Boswell	3A:1979; 5A:2016	2	0
Fort Worth Masonic Home	1A:1986	1	0
Fort Worth Paschal	CITY:1949; 2A:1952,53,57; 4A:1959,61*,71*; 5A:1994,98,2006*,07	11	3
Franklin	2A:1988,89,97,2008,09,22	6	0
Fredericksburg	3A:2010,11,12*,13,14; 4A:2015,16,17,18,19,22	11	1
Freeport Brazosport	2A:1956; 4A:1964	2	0
Friendswood	3A:1979,80; 4A:1982,83,84,85,2014	7	0
Frisco	5A:2016	1	0
Frisco Centennial	5A:2018,23	2	0
Frisco Wakeland	5A:2016,19,23	3	0
Gail Borden County	1A:2023	1	0
Gainesville	3A:1964,73; 4A:1984	3	0
Galveston Ball	B:1951	1	0
Ganado	1A:1977,78,80; 2A:1981,82	5	0
Garden City	1A:2007,08,16,17,18*,19*,21	7	2



Garden City - 2019 Conference 1A Boys Golf Team Champions



Goldthwaite - 2019 Conference 2A Boys Golf Team Champions



BOYS GOLF

ALL-TIME STATE TOURNAMENT APPEARANCES

* - State Champion


School	Tournament Appearances	Tourn. App.	Championships
Garland Naaman Forest	5A:2004	1	0
Garrison	2A:2021,22	2	0
Gatesville	3A:1969,2007,08,09*,10,12,13; 4A:2015,18,19	10	1
Georgetown	4A:1991; 5A:2006,18,21,22,23	6	0
Geronimo Navarro	1A:1996	1	0
Gilmer	2A:1964; 3A:1981	2	0
Gilmer Harmony	2A:2001	1	0
Gilmer Union Hill	1A:2019,21,22	3	0
Gladewater	3A:2000; 2A:2013	2	0
Gladewater Sabine	B:1961*,62*,63*	3	3
Gladewater Union Grove	2A:2023	1	0
Glen Rose	3A:2015	1	0
Goldthwaite	1A:2007,08; 2A:2018,19*,21,22	6	1
Gonzales	3A:1987,91,92; 4A:2017	4	0
Gordon	B:1978; 1A:1982	2	0
Goree	B:1961,62,63,71	4	0
Graham	3A:1976,93*,94,2005,06,07,08*,09,10	9	2
Granbury	4A:1997,98,2000,02,13; 5A:2017,18,19	8	0
Grapeland	2A:1995,96,98,99,2000,15,16,17*,18*,19,22,23	12	2
Grapevine	4A:1981; 5A:2015	2	0
Gregory-Portland	4A:1992; 5A:2023	2	0
Groesbeck	1A:1969,70	2	0
Gruver	2A:1984; 1A:1985,90,2009,10	5	0
Gunter	3A:2023	1	0
Hallsville	1A:1961	1	0
Hamilton	2A:1984,85,92,94,95,96,97*,98*,99*,2000,21,22	12	3
Hamlin	2A:1962,81,87; 1A:2012; 2A:2016,17	6	0
Happy	1A:2015,16*,17*,22	4	2
Hardin-Jefferson	2A:1967,68,70*,71*,72; 3A:1973,75,76*; 2A:1977,78*,79*,80*; 3A:1981*,82*,83*,84,85,86,91,94; 4A:1998; 3A:1999*,2000*,01,02,06	26	11
Harleton	1A:2013,14	2	0
Harlingen	2A:1952; 5A:1988	2	0
Haskell	2A:2015,16,17	3	0
Henderson	4A:1999	1	0
Hico	B:1965,67,68,69	4	0
Hillsboro	3A:1990,93	2	0
Holland	B:1975,76,77,78	4	0
Holliday	2A:2012,13*	2	1
Hondo	2A:1975,78,80; 3A:1981,99,2001	6	0
Houston Clear Lake	4A:1975,77,78; 5A:1983,87,90; 6A:2015,16,23	9	0
Houston Eisenhower	2A:1974*,75*; 3A:1979; 5A:1990,91	5	2
Houston Heights	CITY:1950; 2A:1955; 4A:1959	3	0
Houston Lamar	CITY:1949*; 2A:1951,52*,53*,54,57; 4A:1961	7	3

BOYS GOLF


ALL-TIME STATE TOURNAMENT APPEARANCES



* - State Champion



Jonesboro - 2022 Conference 1A Boys Golf Team Champions



Lindsay - 2022 Conference 2A Boys Golf Team Champions

School	Tournament Appearances	Tourn. App.	Championships
Houston Memorial	5A:1985,86,2005,06,07,08,09,10; 6A:2017,18,21,22,23	13	0
Houston Northshore	5A:1983	1	0
Houston Spring Branch	4A:1962	1	0
Houston Spring Woods	4A:1965,67	2	0
Houston Strake Jesuit	5A:2008	1	0
Houston Stratford	5A:1992,99,2000,01,16; 6A:2018,19,23	8	0
Houston Westchester	4A:1972	1	0
Houston Wisdom	4A:1968,70; 5A:1987	3	0
Huffman Hargrave	2A:1975; 4A:2016,17,19	4	0
Humble	3A:1977,78; 4A:1979*; 5A:1981,94,95,96,97	8	1
Humble Atascocita	6A:2017,18	2	0
Humble Kingwood	5A:1983,84,87*,88,89,91,92,93,94,97,98,99,2000,01,02,03,13; 6A:2017,18,19,22	21	1
Huntsville	4A:1985,2008,09,10,13; 5A:2015	6	0
Ingleside	3A:1993	1	0
Ingram Moore	2A:1992; 3A:1999	2	0
Iraan	B:1951,52,53,54*; 1A:1971,72*,81,82; 2A:1990; 1A:2002,03,04*,05*,06,07,08,09,14,23	19	4
Iredell	1A:2002,16,17,18,19	5	0
Jacksboro	2A:1962,63*,65*,66,67*,68*,75,2003,04,05*	10	5
Jacksonville	1A:1956,57; 3A:1963,72,76; 4A:1988,89,91,92,96,97	11	0
Jayton	B:1967,68; 1A:1983,95	4	0
Jonesboro	1A:2021,22*	2	1
Joshua	2A:1977,78,79,80; 3A:1981	5	0
Jourdanton	3A:2023	1	0
Judson	1A:1965	1	0
Judson Grove	B:1958	1	0
Katy	5A:1988	1	0
Katy Cinco Ranch	5A:2007,11,12,13,14; 6A:2016	6	0
Katy Seven Lakes	4A:2007,08; 5A:2009,14; 6A:2015	5	0
Keller	4A:1999; 5A:2012; 6A:2021	3	0
Kenedy	2A:1978,79,80; 3A:1981,82,83	6	0
Kerens	2A:2023	1	0



BOYS GOLF


ALL-TIME STATE TOURNAMENT APPEARANCES

* - State Champion


School	Tournament Appearances	Tourn. App.	Championships
Kermit	3A:1963,65; 2A:1978,79,80,2013,14	7	0
Kerrville Tivy	4A:1984,86,87,2006	4	0
Kilgore	2A:1953,54,55,56; 3A:1974,80	6	0
Kingsville King	4A:2021,22	2	0
Klein Oak	4A:2006	1	0
Knippa	1A:2015	1	0
Knox City	1A:1981,83,86	3	0
Krum	2A:2009	1	0
La Grange	4A:2018	1	0
La Marque	3A:1959,60,64	3	0
La Rue La Poynor	1A:2003,04,05,06,07*,09; 2A:2021	7	1
La Vernia	3A:2009; 4A:2015	2	0
Ladonia Fannindale	1A:1984,85	2	0
Lago Vista	1A:1982,83,84,86,87*,90,91,93,94; 2A:2001,05,06,13,14; 3A:2015,16,19,22	18	1
Lake Belton	4A:2021,22; 5A:2023	3	0
Lamesa	3A:1967,80; 4A:1981,97	4	0
Lampasas	1A:1951*,52*; 3A:1976,86,89,2011,12,14; 4A:2023	9	2
Laredo United	4A:1986; 5A:1992	2	0
Latexo	2A:2021	1	0
League City Clear Creek	5A:2004; 6A:2021	2	0
League City Clear Falls	6A:2019	1	0
League City Clear Springs	6A:2016,17,18	3	0
Leakey	1A:2015,16,17,18,19	5	0
Leander	4A:1982; 5A:1995	2	0
Lenorah Grady	1A:2015	1	0
Lewisville Hebron	4A:2003,04; 6A:2019	3	0
Lewisville Marcus	5A:2013,14; 6A:2017,22	4	0
Liberty	1A:1956,57,58; 3A:1986,96,2004	6	0
Liberty Hill	2A:1988; 4A:2016,19	3	0
Lindale	3A:1982,83,85,87,88,89,95*,2001,02,06; 5A:2017	11	1
Lindsay	1A:2007,08; 2A:2022*,23*	4	2
Little Cypress-Mauriceville	B:1970; 4A:1987,2006,19,21	5	0
Livingston	4A:2022	1	0
Llano	3A:1995,96,2003,05,14; 4A:2015; 3A:2021,22	8	0
Lone Oak	2A:2008	1	0
Longview	4A:1966	1	0
Longview Pine Tree	B:1951*,52*,53*; 1A:1955*,57; 3A:1968,78; 4A:1990,93,95,96,97,99,2000	14	4
Longview Spring Hill	3A:1997,98,99,2000,01,02,03,07,08,09,13; 4A:2022	12	0
Loraine	B:1965,68	2	0
Lorena	3A:2021,22	2	0
Louise	2A:1983; 1A:1985,95,96	4	0
Lubbock	4A:1977	1	0
Lubbock Cooper	5A:2015,16,17,18,19,21,22,23	8	0



* - State Champion



Monahans - 2019 Conference 4A Boys Golf Team Champions



Normangee - 2021 Conference 2A Boys Golf Team Champions

School	Tournament Appearances	Tourn. App.	Championships
Lubbock Coronado	5A:1998,99,2000*,02	4	1
Lubbock Monterey	4A:1963,79	2	0
Lufkin	5A:1996,2009,10,15	4	0
Lyford	3A:2018	1	0
Mabank	3A:1988*,94	2	1
Madisonville	2A:1978,79; 3A:1987,88,89,2001,02,03; 4A:2015,16,17,18	12	0
Magnolia	5A:2015,17,18	3	0
Malakoff Cross Roads	2A:2002; 1A:2009,10,11; 2A:2015,16	6	0
Manor	1A:1974	1	0
Mansfield	5A:1997,99,2000,09,10,11*,12,13; 6A:2015,16,17,21,22,23	14	1
Mansfield Legacy	4A:2014; 5A:2016,17	3	0
Marble Falls	3A:1994; 4A:2001,03,23	4	0
Marfa	2A:1981,82,89; 1A:2015	4	0
Marlin	1A:1957	1	0
Mart	1A:1966; 2A:1981*,82,83,90,91	6	1
Martin's Mill	2A:1983; 1A:2001,02,03,10,11,12,13,14; 2A:2015,16	11	0
Mason	2A:1995,96; 1A:2011; 2A:2019,22,23	6	0
Matador Motley County	1A:2015,16,17,18,19	5	0
Maypearl	B:1979,80; 3A:2023	3	0
McAllen	4A:1976,80; 5A:1990	3	0
McAllen Memorial	5A:1983,2002,23	3	0
McCamey	B:1955*,56; 2A:1959,75*,76,90,91; 1A:2006,07	9	2
McKinney	4A:1997,98,2005,06,10	5	0
McKinney Boyd	4A:2008; 5A:2011,14; 6A:2018	4	0
McLean	1A:1967,68*,69,2016	4	1
Meadow	1A:2021,22	2	0
Melissa	4A:2019,21	2	0
Memphis	B:1957,58; 1A:1959,61,64,66*,75,76,77,78,79; 2A:1984,85,86,87; 1A:1991; 2A:1994,95*,97,98,2002*,03*; 1A:2004	23	4



BOYS GOLF

ALL-TIME STATE TOURNAMENT APPEARANCES


* - State Champion

School	Tournament Appearances	Tourn. App.	Championships
Menard	B:1963,64*; 1A:2000	3	1
Mercedes	1A:1953,57	2	0
Meridian	B:1959,60,61; 1A:1992,95,96,97*,98,2008	9	1
Merit Bland	1A:2001	1	0
Merkel	3A:2015,16,17,18	4	0
Mexia	3A:1997,98*,99	3	1
Miami	1A:2022	1	0
Midland	2A:1951	1	0
Midland Lee	4A:1972; 5A:2001,05	3	0
Midlothian Heritage	4A:2017	1	0
Milano	1A:2012,13,14	3	0
Mineola	2A:1976	1	0
Mineral Wells	3A:1970	1	0
Mission	1A:1951,52,55,56; 3A:1959,70	6	0
Mission Sharyland	5A:2006,12	2	0
Monahans	1A:1955; 3A:1970*,71*,90; 4A:1993; 3A:1998,2003; 4A:2015,16,17,18*,19*,21	13	4
Montgomery	3A:1989,91,92,93,95,96*; 4A:1997,2000,07,09,10,11,12,13,14; 5A:2019,21,22	18	1
Montgomery Lake Creek	5A:2022,23*	2	1
Morton	2A:1991; 1A:2019	2	0
Moulton	1A:2015,21	2	0
Mount Vernon	3A:2005	1	0
Mt. Pleasant	1A:1951,52; 3A:1971,72	4	0
Muenster	1A:1987,88,89	3	0
Muleshoe	2A:2008	1	0
Munday	B:1953,54,55; 1A:2015	4	0
Neches	1A:1998,99	2	0
New Braunfels	4A:1988,89; 6A:2016	3	0
Newcastle	1A:2022	1	0
New Home	1A:2018,19; 2A:2021,22,23	5	0
Nocona	1A:1951,52,70,71*; 2A:1981,2005,06,07,08	9	1
Normangee	1A:1994,95,97,98,99,2000,01,03,04,06,14; 2A:2015*,16*,19,21*	15	3
North Richland Hills Richland	4A:1979; 5A:1986,90	3	0
Northside Brandeis	5A:2014; 6A:2015,16	3	0
Northside Clark	5A:1994,96,97,98,99,2000,04,07	8	0
Northside O'Connor	5A:2013	1	0
Northwest	3A:1982,95	2	0
Northwest Nelson	4A:2012,13,14; 6A:2019	4	0
Odessa	2A:1952	1	0
Odessa Permian	4A:1965,66,67,68,69,70,74,75,76*,78; 5A:1990	11	1
Oglesby	1A:2021	1	0
Olden	B:1966	1	0
Olney	2A:1977,89,90,91,92*,93,96,98,99,2000*,01*,04,06,09; 1A:2014; 2A:2015	16	3
Olton	2A:1964; 1A:2008	2	0



* - State Champion

School	Tournament Appearances	Tourn. App.	Championships
Orangefield	3A:2019,23	2	0
Orchard	B:1971	1	0
Overton	1A:1962; B:1964,65,66*; 1A:1968,76; B:1980; 1A:1981,82,83,84,85; 2A:1987,90,91; 1A:1993,94,95,96,2005	20	1
Overton Leverett's Chapel	1A:1981,83,86	3	0
Ozona	2A:1971,88,2000	3	0
Paducah	1A:1996	1	0
Palestine	2A:1951,52; 4A:1983,2001,02,03; 3A:2005*,06*,07	9	2
Palmer	1A:1982; 2A:2012	2	0
Pampa	2A:1956,57; 4A:1984*,89,92	5	1
Panhandle	2A:1989; 1A:2013,14; 2A:2015,18,19,21	7	0
Paradise	2A:2014	1	0
Paris	3A:1979*,80; 4A:1981*,82*,83*,84,86,87,88*,2019,21	11	5
Paris North Lamar	3A:2004,09,14	3	0
Pecos	3A:1963,64,76,77	4	0
Perryton	3A:2001,02*,11; 4A:2018	4	1
Petersburg	B:1956	1	0
Petrolia	1A:1997,99	2	0
Pflugerville	5A:1998	1	0
Pilot Point	2A:2000,01,02	3	0
Pittsburg	1A:1958; 2A:1960	2	0
Plainview	4A:1994,2003,06	3	0
Plano	5A:1987,89*,90,94*,95	5	2
Plano West	5A:2000,01,06,07,08*,14; 6A:2015,16*,17,18,21,22,23	13	2
Pleasant Grove	3A:1992	1	0
Pleasanton	4A:2021	1	0
Pollock Central	3A:2017,18,19,21	4	0
Ponder	3A:2022	1	0
Port Arthur Jefferson	5A:1984	1	0
Port Isabel	B:1957	1	0



Pottsboro - 2018 Conference 3A Boys Golf Team Champions



Robert Lee - 2009 Conference 1A Boys Golf Team Champions



BOYS GOLF

ALL-TIME STATE TOURNAMENT APPEARANCES


* - State Champion

School	Tournament Appearances	Tourn. App.	Championships
Port Neches-Groves	1A:1954; 5A:1984,85,86; 4A:1993,94,2012,13; 5A:2015	9	0
Post	2A:1998,99	2	0
Poth	1A:1972	1	0
Pottsboro	3A:2015,17,18*,19,23	5	1
Prosper	3A:2009,10,11*,12; 4A:2013	5	1
Pyote	B:1961,62	2	0
Quanah	2A:1982,93,94*,95; 1A:2011,14; 2A:2015,16,17,19,21	11	1
Quitman	2A:2009,10*,11,12,14	5	1
Ranger	B:1956*; 1A:1957,64	3	1
Rankin	1A:1973*,74*,75*,76*,77*,78,80,81,82,83,84,86,2012*,13	14	6
Raymondville	4A:1983	1	0
Red Oak	1A:1975	1	0
Refugio	2A:1976,91,2002	3	0
Rice Consolidated	2A:2010	1	0
Richardson	4A:1970	1	0
Richardson Berkner	3A:1975,76; 5A:1983,91*,93,98	6	1
Richardson Lake Highlands	5A:1988*	1	1
Richardson Pearce	5A:1982; 4A:2009*; 6A:2021,23	4	1
Richland Springs	B:1965,66,67*; 1A:2021	4	1
Richmond George Ranch	4A:2014; 5A:2016	2	0
Riesel	1A:2004,06,09	3	0
Robert Lee	B:1967; 1A:1977,87,88,89,90*,91*,92*,94,97,2008*,09*,10*,11*,16	15	7
Robinson	3A:2000,08,09,14; 4A:2015	5	0
Roby	B:1975	1	0
Rochelle	1A:2000,23	2	0
Rockdale	3A:2010,11,13,15,17,18	6	0
Rocksprings	1A:1997,98	2	0
Rockwall	4A:1994,95,96*; 5A:1997,2002,05; 4A:2011; 6A:2019	8	1
Roscoe Highland	B:1976; 1A:2019,21,22	4	0
Rosenberg Lamar Consolidated	4A:1998,2002,03,04	4	0
Round Rock	3A:1977,78; 4A:1980; 5A:1992,94	5	0
Round Rock Cedar Ridge	4A:2012	1	0
Round Rock Westwood	5A:1983,85,96,97,2000	5	0
Royse City	B:1966	1	0
Rule	B:1970	1	0
Sabine Pass	1A:1989,90	2	0
Saint Jo	B:1977,78,79,80	4	0
Salado	B:1968,72,73*,76,77,78,79,80; 1A:1981*,82*,83*,84*,85,86*; 2A:1987,93,94,97,2004,05,06,07,08*,09*,13,14*; 4A:2016,19	28	9
San Angelo Central	4A:1962,75*,77; 5A:1996,97	5	1
San Antonio Alamo Heights	CITY:1950*; 2A:1951,52,54,56*; 4A:1962,63*,64*,65*,68*,70*,71,85,87,90,92,2008,13,14; 5A:2015,16,17,19,21,22	25	7
San Antonio Churchill	4A:1979; 5A:1982,83,85,91,92,93,94,97*,98*,2003,04,06,11,14	15	2




* - State Champion

School	Tournament Appearances	Tourn. App.	Championships
San Antonio Jefferson	2A:1955	1	0
San Antonio Johnson	5A:2012,13; 6A:2015,16,18,19,22,23	8	0
San Antonio Lackland	1A:1973,75,78,79	4	0
San Antonio LEE	4A:1966*; 5A:1999,2005	3	1
San Antonio MacArthur	5A:1987	1	0
San Antonio Randolph	2A:1966,67,68	3	0
San Antonio Reagan	5A:2000,01,08,09,10,11,13,14; 6A:2015	9	0
San Antonio Southside	4A:2000	1	0
San Antonio Tech	CITY:1949	1	0
San Augustine	1A:1963,64; 3A:1985	3	0
San Felipe	B:1955,56; 1A:1957*,58; 2A:1959	5	1
San Marcos	1A:1951,52,53*,56; 3A:1968; 5A:1993; 4A:2002	7	1
San Perlita	1A:1988,89	2	0
San Saba	2A:1981,82*,83*,86,99,2001	6	2
Sanderson	1A:1992,93	2	0
Sanger	B:1963,64,65	3	0
Santa Gertrudis Academy	3A:2022,23	2	0
Schulenburg	1A:1976; 2A:2023	2	0
Sealy	3A:1987,97,2011; 4A:2022	4	0
Seguin	1A:1955; 3A:1963*,64*,65*,66*,67*; 4A:1979; 5A:1986,89	9	5
Seminole	3A:1985,90,91,92; 4A:2016	5	0
Seymour	2A:1978,85,87; 1A:2010,11,13; 2A:2015,16,17,18	10	0
Shallowater	B:1964,65*,66	3	1
Shamrock	1A:1951,52,53,54,57,58*,97,98*,99,2000	10	2
Sheldon King	4A:1981	1	0
Sheridan	B:1959	1	0
Shiner	2A:2021	1	0
Sidney	1A:2021,22	2	0
Silsbee	4A:1984,86,88,89	4	0
Sinton	2A:1962; 3A:1971,72,73,74,75,76,79,80,91,96,98	12	0
Slaton	2A:1979; 3A:1982,84,2004*	4	1



Sterling City - 2021 Conference 1A Boys Golf Team Champions



Troup - 2017 Conference 3A Boys Golf Team Champions




BOYS GOLF


ALL-TIME STATE TOURNAMENT APPEARANCES

* - State Champion

School	Tournament Appearances	Tourn. App.	Championships
Slidell	1A:2023	1	0
Smiley	B:1975	1	0
Smithville	1A:1966	1	0
Snyder	3A:1969; 4A:1974,2001,03*	4	1
Sonora	1A:1972,73,74; 2A:1977,99,2000,03,04,05,06,07,08,09,10,12; 3A:2015; 2A:2023	17	0
Southlake Carroll	4A:2001,02,03,04*; 5A:2005,08,10,11,13,14; 6A:2015*,16,17,18,19	15	2
Spearman	2A:2007	1	0
Stamford	1A:1953,54*,55,56; 2A:1967; 1A:2009,13,14	8	1
Stanton	2A:1980,85,86*,88	4	1
Stephenville	3A:1967,69	2	0
Sterling City	B:1977,78; 1A:1998,99*,2001,17,18,19,21*,22	10	2
Stinnett West Texas	2A:2018	1	0
Stratford	1A:1979,80,2005	3	0
Sulphur Bluff	1A:2017,19	2	0
Sulphur Springs	1A:1953,54; 3A:1960,61,65,66,75; 4A:1982,85,87,91,92; 5A:2015; 4A:2023	14	0
Sulphur Springs North Hopkins	2A:2019	1	0
Sweeny	3A:2006	1	0
Sweetwater	2A:1954; 3A:1972*,73*,78,2001*	5	3
Tenaha	1A:1987,88,89,90,91,92	6	0
Terrell	1A:1958; 2A:1959*,61	3	1
Texarkana Pleasant Grove	3A:1986*,87,89*,90*,91*,93,94,95,96,97,98,2010*,11,14; 4A:2015,16,17,18,23	19	5
Texarkana Texas	4A:2007,14; 5A:2015,21,22,23	6	0
Texas City	2A:1958; 4A:1960*	2	1
Thorndale	1A:1992	1	0
Three Rivers	1A:1976,77,80; 2A:2002,03*,04*,15,16,17,18	10	2
Throckmorton	B:1976,77*,78*,79*,80*; 1A:1981,82,83,84,85*,86,91,93,99,2000,01,02*,03,05,06*,13,15*,16	23	8
Tilden McMullen County	1A:2019	1	0
Timpson	2A:1994	1	0
Tioga	1A:2018	1	0
Tom Bean	B:1979	1	0
Tomball	B:1952,53,54,56,57	5	0



Austin Anderson - 2022 Conference 5A Boys Golf Team Champions



Lindsay - 2023 Conference 2A Boys Golf Team Champions

BOYS GOLF


ALL-TIME STATE TOURNAMENT APPEARANCES



* - State Champion



Argyle - 2022 Conference 4A Boys Golf Team Champions



Montgomery Lake Creek - 2023 Conference 5A Boys Golf Team Champions

School	Tournament Appearances	Tourn. App.	Championships
Troup	1A:1967; 2A:1981,84,85,2004,08,10,11,12,13,14; 3A:2015,16,17*,18,19,22	17	1
Tulia	2A:1974; 3A:1994*,95,96,97	5	1
Tuscola Jim Ned	2A:2011; 3A:2022	2	0
Tyler Legacy	3A:1959*; 4A:1964,76,79,80; 5A:2010	6	1
Utopia	B:1973; 1A:2002,04,05,18,23	6	0
Uvalde	4A:1981,88,97	3	0
Valley Mills	B:1962,64,79; 2A:2018	4	0
Van Alstyne	3A:2016	1	0
Vanderbilt Industrial	2A:1982,83,84*; 3A:2015,16,17	6	1
Vega	1A:1987; 2A:2017,18,19,21,22,23	7	0
Victoria	4A:1974; 5A:1988,89	3	0
Victoria Memorial	5A:2005	1	0
Waco	4A:1961	1	0
Waco Midway	3A:1977,90; 4A:1995,96; 6A:2021	5	0
Waco Richfield	5A:1981,82; 4A:1983	3	0
Wall	2A:2010,11*,12,13,14; 3A:2015,16	7	1
Wallis Brazos	B:1972,79	2	0
Warren	3A:1983; 2A:2003,04,05,06,07	6	0
Waxahachie	1A:1953,55; 4A:1986,95,96	5	0
Waxahachie Life	4A:2022	1	0
Weimar	1A:1967,68,69*,70*; 2A:1981,84,85,86,87,88,89,90*,91*,92,96,97,98,2001,10,11,12*; 1A:2013*,14*; 2A:2015,16,17,18,23	28	7
Westbrook	1A:2022,23	2	0
West Orange-Stark	5A:1987,88,89	3	0
Wharton	3A:2009,10	2	0
Wheeler	1A:2000*,01*	2	2
White Oak	3A:2015	1	0
Whitesboro	2A:2013	1	0
Whitewright	1A:1990; 2A:2011	2	0
Whitney	3A:2021	1	0
Wichita Falls	4A:2004	1	0



BOYS GOLF

ALL-TIME STATE TOURNAMENT APPEARANCES

* - State Champion

School	Tournament Appearances	Tourn. App.	Championships
Wichita Falls Rider	5A:1989; 4A:1999; 5A:2018	3	0
Wildorado	1A:2023	1	1
Willis	2A:1976,77; 3A:1986; 4A:2005	4	0
Wimberley	2A:1993,94; 4A:2023	3	0
Wink	B:1957*,58,59*,60*,80; 1A:2010,12,16	8	3
Winnsboro	2A:1974,75; 3A:2004	3	0
Wolfe City	1A:1976	1	0
Wolforth Frenship	4A:2010,11,12,14; 6A:2022	5	0
Woodlands College Park	6A:2022	1	0
Woodsboro	2A:1985; 1A:2005	2	0
Woodville	2A:2010	1	0
Wortham	1A:2001	1	0
Yantis	1A:2008	1	0
Yoakum	1A:1954; 3A:2000	2	0
Yorktown	B:1958; 2A:2000,03,07,17,22	6	0



State Tournament Structure

At the state tournament level, quarterfinals, semifinals and finals are played in boy's and girl's singles and doubles, along with mixed doubles. (Note: Mixed doubles was added in 2006.)

From 1920 until 1974, the top finisher/doubles team in each region qualified for the state playoffs. Starting in 1975, the top two finishers/doubles teams advanced to state.

Evolution of UIL Girls Tennis State Tournament

Season	Conference(s)
1920-47	One Conference
1948-50	CITY, 2A, 1A-B
1951-53	2A, 1A-B
1954-58	2A, 1A, B
1959-80	4A, 3A, 2A, 1A, B
1981-2014	5A, 4A, 3A, 2A, 1A
2015-	6A, 5A, 4A, 3A, 2A, 1A

Location History

The state tournament has been held in five locations during its history. The event started on streets surrounding the state capitol in downtown Austin before moving to The University of Texas at the Penick-Allison Tennis Center, UT Intramural Courts and Caswell Courts until 1998. The World of Tennis in Lakeway served as a co-host from 1999-2012. The tournament was also split between UT and Texas A&M University at the Mitchell Tennis Center in College Station in 2012 and 2013. From 2014-19, the tournament was held solely at Texas A&M University at the George E. Mitchell Tennis Center. In 2021, the tournament was moved to San Antonio and has been held at three locations: Blossom Tennis Center, Annemarie Tennis Center, and Northside Tennis Center.



Landry Laywell - Thorndale - 2018 & 2019 Conference 2A Girls Tennis Singles Champion



2023

SINGLES

- 6A-Catherine Shen, Houston Bellaire
- 5A-Megna Arun Kumar, Argyle
- 4A-Rylee Michna, Taylor
- 3A-Presleigh Smith, Vernon
- 2A-Carolina Williams, Port Aransas
- 1A-Melina Ramirez, Runge

DOUBLES

- 6A-Sofia Mazzucato, Tara Ahmadi, Houston Memorial
- 5A-Eleanor Archer, Morgan Rose, Amarillo
- 4A-Hannah Lightner, Julia Lightner, Bullard
- 3A-Audi Goodman, Kristina Urista, Vernon
- 2A-Kinsley Jordan, Lucy Rochart, Mason
- 1A-Kinsley Cox, Meagan Cole, Utopia

MIXED DOUBLES

- 6A-Emma Thoms, Anirudh Reddy, Plano West
- 5A-Maya Diyasheva, Paxton O'Shea, College Station
- 4A-K'Linda Mason, Brandon Ysaguirre, Hereford
- 3A-Kinsey Weatherly, Kell Castleberry, Vernon
- 2A-Jakelin Zermeno, Jerry Zermeno, Mason
- 1A-Melanie Rainey, Tayte Cormier, Mertzon Irion County



Megha Dania - Austin Lake Travis

2022

SINGLES

- 6A-Kinaa Graham, Round Rock Westwood
- 5A-Eleanor Archer, Amarillo
- 4A-Meghna Arun Kumar, Argyle
- 3A-Clare Wong, Queen City
- 2A-Sarah Cotter, Albany
- 1A-Emely Fink, Miami

DOUBLES

- 6A-Rosabella Andrade, Brennan Becicka, Southlake Carroll
- 5A-Isabella McElfresh, Eden Rogozinski, Dallas Highland Park
- 4A-Genevive Lillard, Alondra Rocha, Corpus Christi Tuloso-Midway
- 3A-Bailey Gilbert, Perla Dunn, Peaster
- 2A-Jakelin Zermeno, Reagan Norman, Mason
- 1A-Kayleigh Griffin, Kennedy Thompson, Knippa

MIXED DOUBLES

- 6A-Summer Shannon, Dmitri Goubin, Plano West
- 5A-Milla Dopson, Sanjheev Rao, Frisco Liberty
- 4A-K'Linda Mason, Nicolas Villalovos, Hereford
- 3A-Shyan Darr, Ethan Kuykendall, Big Lake Reagan County
- 2A-Kyleigh Ake, Mason Hatfield, Mason
- 1A-Cherish Dunlap, Will Leman, Utopia

2021

SINGLES

- 6A-MiaAngelina Ruja, Austin Bowie
- 5A-Sriya Leesha Gourammagari, Frisco Heritage
- 4A-Brooke Runyan, Devine
- 3A-Ali May, Franklin
- 2A-Makenna Palacio, Mason
- 1A-Jaden Coston, Slidell

DOUBLES

- 6A-Aleksandra Dimitrijevic, Drew Morris, Houston Memorial
- 5A-Tamiya Lintz, Saundarya Vedula, Frisco Heritage
- 4A-Ariane Karera, Yvette Jarera, Stafford
- 3A-Shyan Darr, Delaney Yanez, Big Lake Reagan County
- 2A-Parker Standard, Reagan Norman, Mason
- 1A-Brenlee Fox, Genesis Perez, Barksdale Nueces Canyon

MIXED DOUBLES

- 6A-Kinaa Graham, Sachchit Sivaram, Round Rock Westwood
- 5A-Elanor Archer, Jackson Harwell, Amarillo
- 4A-Victoria Betzen, Nicky Villalovos, Hereford
- 3A-Andrea Smith, Blane Sadler, Groesbeck
- 2A-Tyler Schmidt, Sterling Smith, Mason
- 1A-Makinzee Woods, Dain Copeland, Sterling City

2020

(Cancelled due to COVID-19 Pandemic)

2019

SINGLES

- 6A-Megha Dania, Austin Lake Travis
- 5A-Bridget Stammel, Dallas Highland Park
- 4A-Lexi Penn, Longview Spring Hill



3A-Lea Karren, Jourdanton
2A-Landry Laywell, Thorndale
1A-Jaden Coston, Slidell

DOUBLES

6A-Emma Gener, Caden Moortgat, Plano West
5A-Fiona Crawley, Brianna Wilbur, San Antonio Alamo Heights
4A-Catherine Coe, Georgia Rice, Boerne
3A-Kylee Laverty, Katy Redder, Brock
2A-Maddy Heath, Parker Standard, Mason
1A-Maddie Gfeller, April Schmucker, Nazareth

MIXED DOUBLES

6A-Emma Gener, Caden Moortgat, Plano West
5A-Katherine Petty, Cole Burnam, Dallas Highland Park
4A-Sarah Castleberry, BT White, Vernon
3A-Reyna Gonzalez, Devon Whitsel, Rockdale
2A-Raegan Glentz, Rudy Roachat, Mason
1A-Cambrie Heiman, Jake Gerber, Nazareth

2018

SINGLES

6A-Marlee Zein, Fort Bend Dulles
5A-Jayci Goldsmith, Dripping Springs
4A-Alexa Rice, Boerne
3A-Sara Humpal, Corpus Christi London
2A-Landry Laywell, Thorndale
1A-Anna Masonheimer, Clyde Eula

DOUBLES

6A-Emma Gener, Jocelyn Thai, Plano West
5A-Fiona Crawley, Brianna Wilbur, San Antonio Alamo Heights
4A-Georgia Rice, Catherine Coe, Boerne
3A-Reagan Doyle, Kylann Griffith, Vanderbilt Industrial
2A-Kate Gillespie, Reagan Glentz, Mason
1A-Kamryn Schulte, April Schmucker, Nazareth

MIXED DOUBLES

6A-Drew Morris, Andrew Esses, Houston Memorial
5A-Katherine Petty, Phillip Quinn, Prosper
4A-Claire Maxcey, Broque Constantine, Fredericksburg
3A-Reyna Gonzalez, Devon Whitsel, Rockdale
2A-Ryli Ruffin, Cason Dudney, Mason
1A-Ally Johnson, Colton Fowler, Iredell

2017

SINGLES

6A-Kiana Graham, Round Rock Westwood
5A-Jayci Goldsmith, Dripping Springs
4A-Alexa Rice, Boerne
3A-Sara Humpal, Corpus Christi London
2A-Ryli Ruffin, Mason
1A-Jobee White, Vernon Northside

DOUBLES

6A-Kate Daugherty, Allison Stewart, Midland
5A-Fiona Crawley, Brittany Wilbur, San Antonio Alamo Heights
4A-Carrsyn Gregor, Kendall Jablonowski, Bellville
3A-Sky Jennings, Peyton Matthews, Sonora
2A-Reagan Glentz, Sara Powell, Mason
1A-Allie Schulte, Kamryn Schulte, Nazareth

MIXED DOUBLES

6A-Melissa LaMette, Varun Thachil, Cypress Ranch
5A-Madison McBride, Phillip Quinn, Dallas Highland Park
4A-Claire Maxcey, Broque Constantine, Fredericksburg
3A-Isabel Holland, Turner Stark, Big Lake Reagan County
2A-Ella Canfield, Ethan Powell, Mason
1A-Sofia Rodriguez, Hudson Springer, Leakey

2016

SINGLES

6A-Sammi Gillas, New Braunfels
5A-Anne Gilliam, Dallas Hillcrest
4A-Hannah Boubel, Fredericksburg
3A-Hana Folsie, Brock
2A-Sara Humpal, Corpus Christi New London
1A-Brittany Rauch, Sterling City

DOUBLES

6A-Reagan Collins, Jessika Young, Lubbock Coronado
5A-Gabriella Cusano, Meghan O'Malley, Austin Vandegriff
4A-Carrsyn Gregor, Kendall Jablonowski, Bellville
3A-Sky Jennings, Tyler Hampton, Sonora
2A-Ryli Ruffin, Monaco Schmidt, Mason
1A-Kaleigh Keeney, Kelsea Keeney, Utopia

MIXED DOUBLES

6A-TJ Fumagalli, Dean Dulthummon, New Braunfels
5A-Emilia Ramos, Victor Arizola, Mission Sharyland
4A-Ashley Smyser, Spencer Lin, Abilene Wylie
3A-Maddi Chitsey, Colton Chitsey, Wall
2A-Lanie Schmidt, Truman Coe, Mason
1A-Lauren Rentch, Noah Esquivel, Knippa

2015

SINGLES

6A-Fernanda Contreras, Austin Westlake
5A-Dominique Garley, Saginaw
4A-Hannah Boubel, Fredericksburg
3A-Hana Folsie, Brock
2A-Jessey Martinez, Junction
1A-Shelby Grelle, Paint Rock

DOUBLES

6A-Chandler Carter, Elizabeth Porter, Dallas Highland Park
5A-Solene Crawley, Brittney Wilbur, San Antonio Alamo Heights
4A-Emily Graf, Lauren Stanley, Vernon
3A-Kelsey Mumford, Emily Wheeler, Lago Vista
2A-Rylie Ruffin, Monaco Schmidt, Mason
1A-Hadley McIvor, Madisen Chambers, Fort Davis

MIXED DOUBLES

6A-TJ Fumagalli, Henry Gordon, New Braunfels
5A-Octavia Malin, Keenan Rico, Grapevine
4A-Ashleigh Davis, Hunter Foster, Kaufman
3A-Madison Hoelting, Tanner Hooper, Tulia
2A-Kenley Stockbridge, Slade Townsend, Mason
1A-Sofia Rodriguez, Lorenzo Rodriguez, Leakey



2014

SINGLES

- 5A-Janice Shin, Houston Clear Lake
- 4A-Chandler Carter, Dallas Highland Park
- 3A-Hannah Boubel, Fredericksburg
- 2A-Carrie Casey, Franklin
- 1A-Jessey Martinez, Junction

DOUBLES

- 5A-Tiffany Hollebeck, Alahna Reto, Plano West
- 4A-Margo Taylor, Elizabeth Porter, Dallas Highland Park
- 3A-Emily Graf, Lauren Stanley, Vernon
- 2A-Kelsey Mumford, Emily Wheeler, Lago Vista
- 1A-Traci Jordan, Carley Chew, Mason

MIXED DOUBLES

- 5A-Fernanda Contreras, Charles Tan, Austin Westlake
- 4A-Elizabeth Tedford, Mac McCullough, Dallas Highland Park
- 3A-Brittany Smyser, Max Tadvick, Abilene Wylie
- 2A-Hana Folse, Tyler Davis, Brock
- 1A-Riley Rambo, Taylor Lyckman, Menard

2013

SINGLES

- 5A-Chuyang Guan, San Antonio Johnson
- 4A-Elizabeth Porter, Dallas Highland Park
- 3A-Delaney Schroeder, Abilene Wylie
- 2A-Carrie Casey, Franklin
- 1A-Jessey Martinez, Junction

DOUBLES

- 5A-Princess Gbadamosi, Emily Olivier, Klein
- 4A-Nan Porter, Chandler Carter, Dallas Highland Park
- 3A-Shelby Corn, Brittany Smyser, Abilene Wylie
- 2A-Sarah Adams, Shanna Collett, Wall
- 1A-Traci Jordan, Margaret Lemke, Mason

MIXED DOUBLES

- 5A-Casey Sutton, Clayton Niess, Austin Westlake
- 4A-Margo Taylor, Connor LaFavre, Dallas Highland Park
- 3A-Whitney Frazier, Weston Uekert, Abilene Wylie
- 2A-Madison Hoelting, Carlos Subealdea, Tulia
- 1A-Riley Rambo, Taylor Lyckman, Menard

2012

SINGLES

- 5A-Mariam Zein, Fort Bend Dulles
- 4A-Brittany Brewster, Austin Lake Travis
- 3A-Delaney Schroeder, Abilene Wylie
- 2A-Tristen Brunson, Florence
- 1A-Macie Morris, Seymour

DOUBLES

- 5A-Liza Fieldsend, Kelli Hine, New Braunfels
- 4A-Courtney Schulte, Ryan Brown, Austin Lake Travis
- 3A-Maddie Schorlemmer, Lacy Blake, Argyle
- 2A-Carrie Casey, Kayla Casey, Franklin
- 1A-Traci Jordan, Margaret Lemke, Mason

MIXED DOUBLES

- 5A-Casey Sutton Ryan Meek, Austin Westlake

- 4A-Margo Taylor, Connor LaFavre, Dallas Highland Park
- 3A-Amanda Potts, Miller Davis, Abilene Wylie
- 2A-Ali Sherriff, Tyler Moore, Ingram Moore
- 1A-Riley Rambo, Taylor Lyckman, Menard

2011

SINGLES

- 5A-Mariana Rong, Northside O'Connor
- 4A-Kenna Kilgo, Waco Midway
- 3A-Paige Bahnsen, Wharton
- 2A-Emily Lobnitz, Sunnyvale
- 1A-Mackenzie Mitchell, Mason

DOUBLES

- 5A-Annat Rabinovich, Crystal Leung, Katy Taylor
- 4A-Sarah Cannon, Alin Piranian, Dallas Highland Park
- 3A-Delaney Schroeder, Kelsey Wolfe, Abilene Wylie
- 2A-Kayla Casey, Carrie Casey, Franklin
- 1A-Traci Jordan, Margaret Lemke, Mason

MIXED DOUBLES

- 5A-Katie Davis, Michael Riechmann, Houston Memorial
- 4A-Julianne Jackson, Yuji Soda, Richardson Pearce
- 3A-Abbie Madden, Josh Madden, Borger
- 2A-Kelsey Schwind, Austin Carrola, Blanco
- 1A-Taylor Lyckman, Riley Rambo, Menard



Alex Henry/Audrey Tompkins - Katy Taylor

2010

SINGLES

- 5A-Lilly Kimball, New Braunfels
- 4A-Lauren Quisenberry, Gregory-Portland



3A-Katya Salas, Northwest Nelson
2A-Kayla Casey, Franklin
1A-Makenzie Mitchell, Mason

DOUBLES

5A-Allison Burckhardt, Mellisa Burckhardt, Klein Oak
4A-Abby Stainback, Kristin Adams, Dallas Highland Park
3A-Caitlin Cramer, Courtney Cramer, Abilene Wylie
2A-Ashee Brunson, Kasey Button, Florence
1A-Ellie Blair, Margaret Lemke, Mason

MIXED DOUBLES

5A-Samantha Adams, Harrison Adams, New Braunfels
4A-Kenna Kilgo, Kolby Kilgo, Waco Midway
3A-Delaney Schroeder, Nick Fischer, Abilene Wylie
2A-Emily Talley, Bryce Pfingsten, Wall
1A-Tabitha Bryant, Kody Keeney, Paint Rock

2009

SINGLES

5A-Lilly Kimbell, New Braunfels
4A-Millie Nichols, Austin Lake Travis
3A-Brooke Dennis, Abilene Wylie
2A-Kayla Casey, Franklin
1A-MaKenzie Mitchell, Mason

DOUBLES

5A-Micah Hermsdorf, Ariel Morton, Klein
4A-Kellye McDade, Abby Stainback, Dallas Highland Park
3A-Caitlin Cramer, Courtney Cramer, Abilene Wylie
2A-Maritza Sosa, Victoria Marquez, Big Lake Reagan County
1A-Denay Baxter, Brittany Estes, Mason

MIXED DOUBLES

5A-Hidako Tachibana, Scott Keeton, New Braunfels
4A-Hannah Kelley, Jonny Kelley, Richardson Pearce
3A-Natalie Hand, Josh Wilgus, Van
2A-Kendra Casey, Jake Russ, Franklin
1A-Laci Lyckman, Zach Rambo, Menard

2008

SINGLES

5A-Heather Steinbauer, Woodlands College Park
4A-Lilly Kimbell, New Braunfels
3A-Nicole Long, Liberty
2A-Molly Welsh, Peaster
1A-Johanna Lange, Miles

DOUBLES

5A-Audrey Tompkins, Alex Henry, Katy Taylor
4A-Natalie Leitch, Abby Stainback, Dallas Highland Park
3A-Caitlin Cramer, Courtney Cramer, Abilene Wylie
2A-Denay Baxter, Samantha Lange, Mason
1A-Laci Lyckman, Channing Dippel, Menard

MIXED DOUBLES

5A-Lauren Santacroce, Jonathan Alexander, Klein
4A-Ashley Turpin, Mathew Dooley, New Braunfels
3A-Lindsey Bloomer, Doug Kierstead, Abilene Wylie
2A-Kendra Casey, Jake Russ, Franklin
1A-Ericka Medina, Guillermo Medina, Lenorah Grady

2007

SINGLES

5A-Rosalía Alda, Round Rock Westwood
4A-Lilly Kimbell, New Braunfels
3A-Brooke Dennis, Abilene Wylie
2A-Brittni Fausett, Winona
1A-Linsey Chavez, Lenorah Grady

DOUBLES

5A-Whitney Wofford, Kelsy Garland, Lubbock Coronado
4A-Taylor Schreimann, Abby Stainback, Dallas Highland Park
3A-Ashely Collier, Melanie Prince, Longview Spring Hill
2A-Diane Crouch, Kate Radtke, Mason
1A-Lacey Acker, Kami Rundell, Nazareth

MIXED DOUBLES

5A-Lauren Sanacroce, Jonathan Alexander, Klein
4A-Ashley Turpin, Rusty Turpin, New Braunfels
3A-Lindsey Bloomer, Todd Hennington, Abilene Wylie
2A-Kendra Casey, Jake Russ, Franklin
1A-Tiffany Fisher, Kyle Kaspar, Shiner

2006

SINGLES

5A-Pavi Francis, Lewisville Marcus
4A-Ashley Turpin, New Braunfels
3A-Marrissa Briggs, Abilene Wylie
2A-Brittni Fausett, Winona
1A-Laci Fitzgearld, Gruver

DOUBLES

5A-Natalie Day, Kelsy Garland, Lubbock Coronado
4A-Natalie Leitch, Anna Stainback, Dallas Highland Park
3A-Sadie McClarty, Nichole Williams, Abilene Wylie
2A-Salah Smith, Diane Crouch, Mason
1A-Holly Kleman, Lacey Acker, Nazareth

MIXED DOUBLES

5A-Carla Cooper, Jason Lateko, Arlington Bowie
4A-Katelyn McKenzie, Charlie Dunn, Dallas Highland Park
3A-Kelly Clifton, Brad Fenter, Vernon
2A-Bailey Blair, Jake Maenius, Mason
1A-Kami Rundell, Charlie Rundell, Nazareth

2005

SINGLES

5A-Pavi Francis, Lewisville Marcus
4A-Jessica Wente, Whitehouse
3A-Marissa Briggs, Abilene Wylie
2A-Cally Woerner, Comfort
1A-Isa Marie Perez, San Antonio Stacey

DOUBLES

5A-Christie Cooper, Carla Cooper, Arlington Bowie
4A-Amy Bedell, Katelyn McKenzie, Dallas Highland Park
3A-Sadie McClarty, Nichole Williams, Abilene Wylie
2A-Kristi Drennan, Salah Smith, Mason
1A-Lacey Acker, Holly Kleman, Nazareth



2004

SINGLES

- 5A-Pavi Francis, Lewisville Marcus
- 4A-Lauren Osborne, Dallas Highland Park
- 3A-Stephanie Wooten, Crandall
- 2A-Cally Woerner, Comfort
- 1A-Isamarie Perez, San Antonio Stacey

DOUBLES

- 5A-Carla Cooper, Chrissie Cooper, Arlington Bowie
- 4A-Jennifer Flack, Brenna Jackson, Wichita Falls Rider
- 3A-Tracy Hennington, Sadie McClarty, Abilene Wylie
- 2A-Kristi Drennan, Salah Smith, Mason
- 1A-Amina Abdullah, Uthala Abdullah, Clarendon

2003

SINGLES

- 5A-Alyssa Rodriguez, Jersey Village
- 4A-Jessica Leitch, Dallas Highland Park
- 3A-Stephanie Wooten, Crandall
- 2A-Lindsey Short, Spearman
- 1A-Isa Marie Perez, San Antonio Stacey

DOUBLES

- 5A-Nicole Fintell, Megan Schumulbach, El Paso Coronado
- 4A-Amy Bedell, Lauren Osborne, Dallas Highland Park
- 3A-Tabitha Jackson, Lauren Carter, Lindale
- 2A-Jena Maenius, Jasmine Martinez, Mason
- 1A-Amina Abdullah, Uthala Abdullah, Clarendon

2002

SINGLES

- 5A-Alyssa Rodriguez, Houston Jersey Village
- 4A-Nicki Mechem, Fredericksburg
- 3A-Stephanie Wooten, Crandall
- 2A-Alicia Cummings, San Saba
- 1A-Isamarie Perez, San Antonio Stacey

DOUBLES

- 5A-Lauren Bazilla, Brooke Mills, College Station A&M Consolidated
- 4A-Paige Evans, Jessica Leitch, Dallas Highland Park
- 3A-Jenafer Parramore, Tracy Hennington, Abilene Wylie
- 2A-Gentry Newman, Christina Redish, El Dorado
- 1A-Jamie Mathis, Kayla Spence, Sabinal

2001

SINGLES

- 5A-Erin Murphy, Houston Memorial
- 4A-Lauren Walker, New Braunfels
- 3A-Stephanie Wooten, Crandall
- 2A-Jill Klauck, San Antonio Cole
- 1A-Rosa Diaz, Gruver

DOUBLES

- 5A-Nicole Fintell, Megan Schmulback, El Paso Coronado
- 4A-Anna Lubinsky, Zana Masnic, Richardson Pearce
- 3A-Kayla Bowden, Lucy Flores, Gladewater
- 2A-Kayla McCravey, Gentry Newman, Eldorado

- 1A-Cassie Petty, Suni Jo Petty, White Deer

2000

SINGLES

- 5A-Saber Pierce, Duncanville
- 4A-Nicki Mechem, Fredericksburg
- 3A-Pam Gerik, West
- 2A-Julie Klauck, San Antonio Cole
- 1A-Crystal Blazek, Leakey

DOUBLES

- 5A-Courtney Steinbock, Kristen Steinbock, Lubbock Coronado
- 4A-Sarah Bolin, Danielle Bolin, Wichita Falls
- 3A-Leigh Ann McCleny, Jenna Rust, Lindale
- 2A-Kim Jordon, Jayme Holmstrom, Thrall
- 1A-Whitney Harris, Heather Chenault, Anton

1999

SINGLES

- 5A-Lauren Walker, New Braunfels
- 4A-Kendall Cline, Dallas Highland Park
- 3A-Kristen Wooten, Crandall
- 2A-Julie Klauck, San Antonio Cole
- 1A-Bobbie Kay Smithson, Knippa

DOUBLES

- 5A-Ashley Hedberg, Lindsey Hedberg, Round Rock Westwood
- 4A-Sarah Bolin, Danielle Bolin, Wichita Falls
- 3A-Ashley Harryman, Lauren Longbotham, Groesbeck
- 2A-Kristin Beedy, Leslie Holton, Spearman
- 1A-Courtney Chapman, Marla Goodson, Sabinal

1998

SINGLES

- 5A-Kaysie Smashey, El Paso Franklin
- 4A-Kendall Cline, Dallas Highland Park
- 3A-Sharla Whitaker, Texarkana-Pleasant Grove
- 2A-Whitney Nebgen, Mason
- 1A-Sandra Schuth, Ben Bolt

DOUBLES

- 5A-Ashley Hedberg, Lindsey Hedberg, Round Rock Westwood
- 4A-Alison Bradley, Elly Motloch, Dallas Highland Park
- 3A-Lauren Longbotham, Ashley Harryman, Groesbeck
- 2A-Piper Boies, Kassie Talent, Mason
- 1A-Kami Williamson, Darby Stovall, Menard

1997

SINGLES

- 5A-Sara Walker, El Paso Franklin
- 4A-Dee Dee Herring, Fort Worth Arlington Heights
- 3A-Sharla Whitaker, Texarkana-Pleasant Grove
- 2A-Makenzie McCravey, Eldorado
- 1A-Kami Williamson, Menard

DOUBLES

- 5A-Miranda Carvalho, Kaysie Smashey, El Paso Franklin
- 4A-Vanesa Gomez, Jessica Gomez, Colleyville Heritage
- 3A-Robyn Pullio, Lauren Longbotham, Groesbeck



2A-Chel Bearden, Kylie Kaderka, Mason
 1A-Vanessa Castillo, Mel Gonzales, Rocksprings

1996

SINGLES

5A-Sara Walker, El Paso Franklin
 4A-Rebekah Forney, New Braunfels
 3A-Sarah Everett, Breckenridge
 2A-Kristin Beedy, Spearman
 1A-Marci Matthews, Anton

DOUBLES

5A-Kaysie Smashey, Miranda Carvalho, El Paso Franklin
 4A-Tamarra Jenkin, Andrea Giesick, New Braunfels
 3A-Amy Bannert, Mary Margaret Ward, Sweeny
 2A-Chel Bearden, Kayelynee Schmidt, Mason
 1A-Jami Riggs, Crystal Frame, Booker

1995

SINGLES

5A-Elizabeth Schmidt, Austin Westlake
 4A-Lindsay Woodworth, Fort Worth Arlington Heights
 3A-Jennifer Goodwin, Royse City
 2A-Jennifer Craig, Malakoff Cross Roads
 1A-Lauren Spears, Chillicothe

DOUBLES

5A-Jill Liberman, Julie Behr, Richardson Pearce
 4A-Valerie Brummal, Lacey Brooks, Texarkana Texas
 3A-Sara Schreffler, Kelli Kay, Wills Point
 2A-Courtney Grote, Kaye Lynne Schmidt, Mason
 1A-Felisha Reyes, Maggie Davis, Sabinal

1994

SINGLES

5A-Julie Scott, Austin High
 4A-Elizabeth Schmidt, Austin Westlake
 3A-Kori Sosnowy, Cameron Yoe
 2A-Jennifer Craig, Malakoff Cross Roads
 1A-Lauren Spears, Chillicothe

DOUBLES

5A-Jennifer Embry, Christie Schweer, Houston Memorial
 4A-Sarah Bolle, Andrea Giesick, New Braunfels
 3A-Sonya Immel, Cornelia Sawatsy, Fredericksburg
 2A-Courtney Grote, Kaye, Lynnee Schmidt, Mason
 1A-Stephanie Miller, Johanna Rodriguez, Fort Hancock

1993

SINGLES

5A-Christina Cararis, El Paso Coronado
 4A-Elizabeth Schmidt, Austin Westlake
 3A-Kori Sosnowy, Cameron Yoe
 2A-Jennifer Craig, Malakoff Cross Roads
 1A-Lauren Spears, Chillicothe

DOUBLES

5A-Lisa Dingwall, Nancy Dingwall, Houston Stratford

4A-Sharon Sundarsan, Suzanne Singleton, Wichita Falls
 3A-Kris Rosas, Heather Henderson, Groesbeck
 2A-Courtney Grote, Shelly Spiller, Mason
 1A-April Bennett, Shea Bennett, Hart

1992

SINGLES

5A-Julie Scott, Austin
 4A-Correne Stout, Austin Anderson
 3A-Kori Sosnowy, Cameron Yoe
 2A-Jennifer Craig, Malakoff Cross Roads
 1A-Jodie Gledhill, Axtell

DOUBLES

5A-Wilson Pate, Katherine O'Brien, Amarillo Tascosa
 4A-Julie Mavity, Kendall Kohleffell, Katy Taylor
 3A-Mandy Slayton, Lori Beall, Van
 2A-Tamri Townsen, Kimbre Townsen, Spearman
 1A-Jodi Johnson, Natalie Schmucker, Nazareth

1991

SINGLES

5A-Tomoko Tsurutani, Plano East
 4A-Kelly Hay, West Columbia Columbia
 3A-Kori Sosnowy, Cameron Yoe
 2A-Tara Vandiver, Aubrey
 1A-Jodie Gledhill, Axtell

DOUBLES

5A-Julie Scott, Lisa Kimmel, Austin
 4A-Amanda Barnett, Kristi Benson, Wichita Falls
 3A-Carrie Childers, Lana Colley, Canyon
 2A-Serena Kaderka, Shelley Spiller, Mason
 1A-Tamara Gillis, Carol Cordero, Fort Hancock

1990

SINGLES

5A-Melinda Mones, Houston Bellaire
 4A-Lu Chagas, New Braunfels
 3A-Janna Byrd, Carrizo Springs
 2A-Serena Kaderka, Mason
 1A-Crystal Farley, Whitewright

DOUBLES

5A-Laura Simmons, Sarah Chester, Klein
 4A-Shelly Terry, Shay Evans, Dallas Highland Park
 3A-Kim McManigal, Rachel Scott, Vernon
 2A-Aimee Young, Joy Reichenau, Mason
 1A-Susie Britton, Crystal Strain, Gary

1989

SINGLES

5A-Laura Ritchey, Houston Lamar
 4A-Ann Flannery, San Antonio Alamo Heights
 3A-Kim Randolph, Aransas Pass
 2A-Serena Kaderka, Mason
 1A-Stephanie Brockman, Nazareth



DOUBLES

5A-Sarah Chester, Laura Simmons, Klein
4A-Holly Hensey, Sara McCamish, San Antonio Alamo Heights
3A-Stacy Soto, Brandi Rosalez, Vernon
2A-Aimee Young, Joy Reichenau, Mason
1A-Jamie Collins, Kristi Collins, Barksdale Nueces Canyon

1988

SINGLES

5A-Claire Sessions, Dallas Highland Park
4A-Leigh Ann Fomey, New Braunfels
3A-Nancy Terrell, Marble Falls
2A-Britta Fischer, Rogers
1A-Stacy Shanks, Baird

DOUBLES

5A-Abbie Daniels, Teresa Grates, Fort Bend Dulles
4A-Manda Lopez, Janda Lopez, San Angelo Lakeview
3A-Angie Boykin, Mary McKinney, Falfurrias
2A-Aimee Young, Joy Reichenau, Mason
1A-Jamie Collins, Mona Friday, Barksdale Nueces Canyon

1987

SINGLES

5A-Cindy Churchwell, Galena Park North Shore
4A-Traci Nix, Athens
3A-Amy Ryan, Springtown
2A-Dena Hohn, Mason
1A-Stacy Shanks, Baird

DOUBLES

5A-Tanya Hamilton, Lara Mahaney, Lubbock Coronado
4A-Jennifer Browning, Ann Flannery, San Antonio Alamo Heights
3A-Paige Secrest, Kimmy O'Connor, Marble Falls
2A-Kristy Hey, Melany Brannies, Mason
1A-Traci Hill, Stephanie Brockman, Nazareth

1986

SINGLES

5A-Cindy Crawford, Corpus Christi King
4A-Traci Nix, Athens
3A-Amy Ryan, Springtown
2A-Carla Martin, Mason
1A-Kelli Williams, Gail Borden County

DOUBLES

5A-Lisa Madry, Julie Cass, Corpus Christi King
4A-Leigh Ann Fomey, Rachel Fomey, New Braunfels
3A-Ginger McGill, Paige Secrest, Marble Falls
2A-Dena Hohn, Melany Brannies, Mason
1A-Mona Heiman, Traci Hill, Nazareth

1985

SINGLES

5A-Jennifer Sandtrock, Plano
4A-Traci Nix, Athens
3A-Amy Ryan, Springtown

2A-Carla Martin, Mason

1A-Johanna Thompson, Hartley

DOUBLES

5A-Susan Mainz, Jenny Mainz, San Antonio Churchill
4A-Mindy Kniffen, Martha Barrero, Andrews
3A-Tammy Lusinger, Kimmy O'Connor, Marble Falls
2A-Dena Hohn, Staci Lehmborg, Mason
1A-Leona Gerber, Mona Heiman, Nazareth

1984

SINGLES

5A-Cynthia Bibb, Wichita Falls
4A-Shannon Cizek, Friendswood
3A-Cindy Tallent, Gladewater
2A-Shelly Spiller, Junction
1A-Shana Mora, Port Aransas

DOUBLES

5A-Lisa Madra, Chris Cone, Corpus Christi King
4A-Shanna Gilliam, Martha Barrera, Andrews
3A-Marilyn Raymond, Lori Thompson, Cameron Yoe
2A-C.J. Tallent, Carla Martin, Mason
1A-Leona Gerber, Ramona Heiman, Nazareth

1983

SINGLES

5A-Diana Dopson, Austin
4A-Elizabeth Burres, Friendswood
3A-Angie Falls, Springtown
2A-Shelly Spiller, Junction
1A-Teresa Morris, Venus

DOUBLES

5A-Annette Shelby, Julie Vaighn, Amarillo
4A-Laura Parker, Amy Ware, San Antonio Alamo Heights
3A-Julie Stice, Kathy Schreiber, Marble Falls
2A-Debbie Boyd, Mary Jane Mayer, Sabinal
1A-Revis Ward, Irene Reinberg, Fort Davis

1982

SINGLES

5A-Kay Tittle, Irving MacArthur
4A-Lisa Brollier, Austin Westlake
3A-Kelly Kniffen, Whitehouse
2A-Nancy Metcalfe, Franklin
1A-Andrea Pierce, Port Aransas

DOUBLES

5A-Leanne Hill, Stephanie Burnam, Abilene Cooper
4A-Donna Kaspar, Cindy Jansky, Taylor
3A-Julie Stice, Kathy Schreiber, Marble Falls
2A-Kelly Peterson, C.J. Tallent, Mason
1A-Roxanne Birkenfeld, Brenda Hoelting, Nazareth

1981

SINGLES

5A-Kay Tittle, Irving MacArthur



4A-Lisa Brollier, Austin Westlake
 3A-Ramona Irlbeck, Abernathy
 2A-Tracy Tatum, Big Lake Reagan County
 1A-Gene Faught, Gail Borden County

DOUBLES

5A-Lisa Tamborello, Renee Tamborello, Houston Wisdom
 4A-Rauann Shudde, Rebecca Beasley, Uvalde
 3A-Julie Stince, Kathy Schreiber, Marble Falls
 2A-Lou Zane Gardner, Shelly Spiller, Junction
 1A-Betty Malish, Ann Gensler, Thrall

1980

SINGLES

4A-Ann Hulbert, Houston Memorial
 3A-Sally Bowman, Austin Westlake
 2A-Ramona Irlbeck, Abernathy
 1A-Sonja Hutcherson, Memphis
 B-Brenda Niemeyer, Knippa

DOUBLES

4A-Renee Tamborello, Lisa Tamborello, Houston Wisdom
 3A-Sylvia Layfield, Connie Weber, Sweetwater
 2A-Amber McBeth, Traci Smith, Seminole
 1A-Connie Rodriguez, Elda Salinas, Sabinal
 B-Betty Mikulencak, Ann Gensler, Thrall

1979

SINGLES

4A-Kirsten McKeen, Richardson
 3A-Elsa Hinojosa, Falfurrias
 2A-Ramona Irlbeck, Abernathy
 1A-Sonja Hutcherson, Memphis
 B-Brenda Neimeyer, Knippa

DOUBLES

4A-Ellen Hopkins, Mary O'Rourke, Houston Stratford
 3A-Sherre Reynolds, Julie Smith, Wharton
 2A-Suzanne Mills, Kellie Mull, Denver City
 1A-Sharon Geistweidt, Kerry Graham, Mason
 B-Glenda Gerber, Doretta Rameaeker, Nazareth

1978

SINGLES

4A-Tracey Blumentritt, League City Clear Creek
 3A-Pam Hill, Beaumont South Park
 2A-Anne Koehl, Columbus
 1A-Sonja Hutcherson, Memphis
 B-Brenda Niemeyer, Knippa

DOUBLES

4A-Janet Kniffen, Lelia Wallender, Tyler Lee
 3A-Elsa Hinojosa, Zelda Hinojosa, Falfurrias
 2A-Jane Leyendecker, Kathy Neuendorff, Columbus
 1A-Kathy Robinson, Deborah Bishop, Marfa
 B-Karlene Klamen, Doretta Rameaker, Nazareth

1977

SINGLES

4A-Angela Bartzen, Fort Worth Paschal
 3A-Pam Hill, Beaumont South Park
 2A-Susan Jungman, Premont
 1A-Sonja Hutcherson, Memphis
 B-Johanna Barton, Higgins

DOUBLES

4A-Susie Low, Jan Johansen, Dallas Highland Park
 3A-Elsa Hinojosa, Diana Hinojosa, Falfurrias
 2A-Darlene Taff, Diane Senterfitt, San Saba
 1A-Debbie Fuchs, Alice Mikulencak, Thrall
 B-Rosemary Schulte, Rachele Pohlmeir, Nazareth

1976

SINGLES

4A-Jana Hanks, Abilene Cooper
 3A-Pam Hill, Beaumont South Park
 2A-Teal Carroll, Austin Westlake
 1A-Tresea Williams, Canadian
 B-Susie Farias, Austwell, Tivoli

DOUBLES

4A-Susie Ingram, Julie Jones, Abilene Cooper
 3A-Vickie Simcik, Janis West, Taylor
 2A-Merry Heiser, Marcella Carrizales, Pearsall
 1A-Nancy Eckert, Debbie McDonald, Mason
 B-Cheryl Kramer, Mary Berry, Barksdale Nueces Canyon

1975

SINGLES

4A-Jana Hanks, Abilene Cooper
 3A-Pam Hill, Beaumont South Park
 2A-Teal Carroll, Austin Westlake
 1A-Tresea Williams, Canadian
 B-Elizabeth Ward, Barksdale Nueces Canyon

DOUBLES

4A-Mary Pierce, Cindy Breegle, Wichita Falls
 3A-Debra Hill, Patty Starkey, Seminole
 2A-Dennette Marble, Debby Johnson, Floydada
 1A-Nancy Eckert, Debbie McDonald, Mason
 B-Patti Hochstein, Delphine Wethington, Nazareth


1974

SINGLES

4A-Susie Smith, Odessa
 3A-Nerissa Riley, Seminole
 2A-Toni Gardner, Littlefield
 1A-Paula Lehmborg, Mason
 B-Kim King, Nazareth

DOUBLES

4A-Linda Marks, Ann Ellis, Houston Memorial
 3A-Margie Cortez, Janice Hill, Seminole
 2A-Maria Ragle, Sue Strum, Universal City Randolph
 1A-Cora Pope, Carroll McAllister, Sonora



Judy Tenery - Mission
B-Debbie Abernathy, Debbie Statzer, Celeste

1973

SINGLES

- 4A-Susie Smith, Odessa
- 3A-Nerissa Riley, Seminole
- 2A-Cheryl Carroll, Austin Westlake
- 1A-Brenda Lehmborg, Mason
- B-Kim King, Nazareth

DOUBLES

- 4A-Linda Marks, Ann Ellis, Houston Memorial
- 3A-Janice Hill, Joneen Cummings, Seminole
- 2A-Terri Anderegg, Lynette Lewis, Crane
- 1A-Paula Lehmborg, Susan Kimbriel, Mason
- B-Sharon Gray, Deborah Statzer, Celeste

1972

SINGLES

- 4A-Karen Mears, San Angelo Central
- 3A-Sharon Hill, Aransas Pass
- 2A-Jane Wright, Bastrop
- 1A-Brenda Lehmborg, Mason
- B-Sylvia Flores, Austwell-Tivoli

DOUBLES

- 4A-Susan Stolz, Terre Cowden, Midland
- 3A-Joneen Cummings, Nerissa Riley, Seminole

- 2A-Teresa Beck, Sheila Patterson, Spearman
- 1A-Martha Tallent, Debra Behrens, Mason
- B-Sharon Kay Gray, Deborah Jean Statzer, Celeste

1971

SINGLES

- 4A-Daryl Gralka, Houston Spring Woods
- 3A-Cynthia Bramlett, Seminole
- 2A-Beth Galloway, Pearsall
- 1A-Brenda Lehmborg, Mason
- B-Regina Letz, Old Glory

DOUBLES

- 4A-Carol Andrews, Anne Anderson, Wichita Falls Rider
- 3A-Joneen Cummings, Nerissa Riley, Seminole
- 2A-Vanessa Valdez, Pam Foster, Pearsall
- 1A-Marta Tallent, Debra Behrens, Mason
- B-Brenda Smith, Susan Sams, Lakeview

1970

SINGLES

- 4A-Daryl Gralka, Houston Spring Woods
- 3A-Rudi Nelson, Andrews
- 2A-Beth Galloway, Pearsall
- 1A-Debra Lehmborg, Mason
- B-Brenda Durrett, Lakeview

DOUBLES

- 4A-Kay Kemp, Susan Mapes, Corpus Christi King
- 3A-Cynthia Bramlett, Joneen Cummings, Seminole
- 2A-Cindy Schorp, Connie Shoemaker, Pearsall
- 1A-Maggie Harrod, Lana Raben, Eden
- B-Ann Templeton, Karen Walker, La Pryor

1969

SINGLES

- 4A-Daryl Gralka, Houston Spring Woods
- 3A-Rudi Nelson, Andrews
- 2A-Beth Galloway, Pearsall
- 1A-Sherry McNutt, Junction
- B-Brenda Dorrett, Lakeview

DOUBLES

- 4A-Marilyn Watts, Debbie Graham, Midland Legacy
- 3A-Barbara Bramlett, Cynthia Bramlett, Seminole
- 2A-Lynn Reas, Connie Shoemaker, Pearsall
- 1A-Margaret Harrod, Lana Rabon, Eden
- B-Jan Rapp, Ann Rapp, Estelline

1968

SINGLES

- 4A-Susan Torrance, Corpus Christi King
- 3A-Margaret Riley, Richardson Lake Highlands
- 2A-Barbara Massey, Katy
- 1A-Jana Hooton, Menard
- B-Vickie Williams, Paris Delmar



DOUBLES

4A-Karen Wheeler, Royce Ann Marshall, Baytown Lee
 3A-Barbara Bramlett, Cindy Bramlett, Seminole
 2A-Lynn Reas, Barbara Duncan, Pearsall
 1A-Andrea Dettle, Kathy Allen, Stratford
 B-Sherry Rapp, Ann Rapp, Estelline

1967

SINGLES

4A-Mary Lowdon, Fort Worth Arlington Heights
 3A-Judy Tenery, Mission
 2A-Melissa Galloway, Pearsall
 1A-Beth Kothmann, Junction
 B-Stephanie Letz, Old Glory

DOUBLES

4A-Debra Darby, Ivonne Heras, El Paso Irvin
 3A-Rebel Jenkins, Kathey Boziotis, Richardson Lake Highlands
 2A-Dianne Baker, Cindy Wells, Marfa
 1A-Joy Bowers, Sherry McNutt, Junction
 B-Christie Rapp, Ann Rapp, Estelline

1966

SINGLES

4A-Betty Hagerman, Dallas Highland Park
 3A-Barbara Bramlett, Seminole
 2A-Beverly Thompson, Van
 1A-Beth Kothmann, Junction
 B-Stephanie Letz, Old Glory

DOUBLES

4A-Debra Darby, Jackie Guadagnoli, El Paso Irvin
 3A-Bonnie Legatt, Carolyn Wilson, Austin Navarro
 2A-Lynn Reas, Melissa Galloway, Pearsall
 1A-Dreu Lyckman, Buffy Moser, Menard
 B-Ann Rapp, Cherri Rapp, Estelline

1965

SINGLES

4A-Emilie Burrer, San Antonio Jefferson
 3A-Lillian Billings, Mercedes
 2A-Ramona Kyle, Pearsall
 1A-Beth Kothmann, Junction
 B-Stephanie Letz, Old Glory

DOUBLES

4A-Cindy Burkett, Ruth Ann Ford, Wichita Falls
 3A-Rachel Adams, Ruth Holdorf, Alvin
 2A-Nancy Kidd, Elizabeth Howell, San Saba
 1A-Helen Hejl, Nancy Meier, Rosebud
 B-Barbara Bridges, Marilyn Rabon, Eden

1964

SINGLES

4A-Patty Lowden, Fort Worth Arlington Heights
 3A-Cecilia Henderson, Uvalde
 2A-Claire Elkins, College Station A&M Consolidated
 1A-Joyce Smith, White Oak

B-Stephanie Letz, Old Glory

DOUBLES

4A-First Pam Reipen, Nancy Clark, Harlingen
 3A-Jane Naiser, Diana Matulla, El Campo
 2A-Barbara Darnell, Mary West, Cotulla
 1A-Beth Kothmann, Lorna McDonald, Junction
 B-Nancy Vohlenkamp, Beverly Garner, Old Glory

1963

SINGLES

4A-Jill Philbrick, Lubbock
 3A-Diana Dickson, Corsicana
 2A-Sandy Redmond, Van
 1A-Linda MacLean, Corpus Christi Calallen
 B-Ann Espy, Fort Davis

DOUBLES

4A-Diana Beechum, Rosie Ramos, Corpus Christi Carroll
 3A-Linda Russell, Sandye Smith, West Orange-Stark
 2A-Nancy Kidd, Liz Howell, San Saba
 1A-Patsy McDonald, Lorna McDonald, Junction
 B-Sharon Leverett, Beverly Garner, Old Glory

1962

SINGLES

4A-Sheryl Yeary, Austin Travis
 3A-Karen Wright, San Antonio Houston
 2A-Betty Degan, Granbury
 1A-Brenda Cook, Junction
 B-Peggy Pringle, Old Glory

DOUBLES

4A-Barbara Lain, Carol Nix, Midland Legacy
 3A-Kay Butler, Karen Butler, Falfurrias
 2A-Elizabeth Victory, Nell Darsey, Crockett
 1A-Linda MacLean, Carol Reeb, Corpus Christi Calallen
 B-Winnie Nabers, Karen Clements, Lakeview

1961

SINGLES

4A-Lynn Haines, Dallas Hillcrest
 3A-Charyl Moss, Odessa Ector
 2A-Sharon Campbell, Wellington
 1A-Brenda Cook, Junction
 B-Paula Jackson, Pyote

DOUBLES

4A-Betsy Worden, Barbara Lain, Midland
 3A-Kay Butler, Karen Butler, Falfurrias
 2A-Nell Darsey, Elizabeth Victory, Crockett
 1A-Carol Reeb, Linda MacLean, Corpus Christi Calallen
 B-Dorothy Ann Green, Mary Ann Lubke, Eden

1960

SINGLES

4A-Nancy Richey, San Angelo
 3A-Charlotte Zimmerman, Cuero
 2A-Nony Rapp, Smithville



1A-Brenda Cook, Junction
B-Laura June Whitworth, Rocksprings
DOUBLES
4A-Cecilia De Leon, Gayle Miller, Edinburg
3A-Martha Arnecke, Martha Fletcher, Kerrville Tivy
2A-Kathleen Trcka, Linda Williams, League City Clear Creek
1A-Bettye Gidden, Trilby Townsend, Memphis
B-Mary Ann Lubke, Ann Green, Eden

1959

SINGLES
4A-Nancy Richey, San Angelo
3A-Judy Jordan, Palestine
2A-Nony Rapp, Smithville
1A-Brenda Cook, Junction
B-Sarah Beard, Paint Rock
DOUBLES
4A-Jean Johannes, Jean Van Tassel, Dallas Highland Park
3A-Martha Arnecke, Gay Wiggins, Kerrville Tivy
2A-Dian Fife, Ann Staton, Van
1A-Eula Fay Ham, Dorothy Darden, Clyde
B-Linda Laseter, Paula Jackson, Pyote

1958

SINGLES
2A-Nancy Richey, Houston Davis
1A-Dora Alaniz, Falfurrias
B-Rita Furrett, Lakeview
DOUBLES
2A-Jean Johannes, Jean Van Tassel, Dallas Highland Park
1A-Imelda Gonzales, Merinda Martinez, Falfurrias
B-Eula Ham, Dorothy Darden, Clyde

1957

SINGLES
2A-Nancy Pennies, El Paso
1A-Jerry Nastro, Freer
B-Jerry Wright, Ingleside
DOUBLES
2A-Sue Zigenbein, Kay Watson, Dallas Wilson
1A-Imelda Gonzales, Merida Martinez, Falfurrias
B-Nona Roark, Grace McMullen, White Oak

1956

SINGLES
2A-Gail Murphy, Austin
1A-Christine Albrecht, Robstown
B-Judy Kothmann, Junction
DOUBLES
2A-Flo Marvin, Marilyn Goodwin, Odessa
1A-Jerry Nastro, Sherry Rothe, Freer
B-Jimmye Loper, Patsy Griffin, White Oak

1955

SINGLES
2A-Carol Cummings, Wichita Falls
1A-Christine Albrecht, Robstown
B-Betsy Ross, Sonora
DOUBLES
2A-Carol Bell, Angie Zacour, El Paso
1A-Jerry Nastro, Sherry Rothe, Freer
B-Ann Sitton, Mary Griffin, Pyote

1954

SINGLES
2A-Linda Livingston, El Paso
1A-Geraldine Michie, Terrell
B-Betsy Ross, Sonora
DOUBLES
2A-Janet Kolle, Rosemary Heller, Victoria
1A-Margaret Michie, Cynthia Taffer, Terrell
B-Della Collins, Carolyn Johnson, Clyde

1953

SINGLES
2A-Carolyn Owens, Dallas Wilson
1A-B-Joyce Towery, Cuero
DOUBLES
2A-Kathy Campbell, Charlotte Karotkin, San Antonio Jefferson
1A-B-Betty Jane Rogers, Harlene McGough, Clyde

1952

SINGLES
2A-Jackie Johannes, Dallas Highland Park
1A-B-Pauline Bingaman, Asherton
DOUBLES
2A-Carolyn Owens, Patsy Armor, Dallas Wilson
1A-B-Billie Shaley, Laura Richmond, Raymondville

1951

SINGLES
2A-Jackie Johannes, Dallas Highland Park
1A-B-Mina Williams, Robstown
DOUBLES
2A-Thelma Kustoff, Mae Chew, El Paso
1A-B-Jewell Fiebig, Grace Keller, Smithville

1950

SINGLES
CITY-Mary Schmitz, San Antonio Jefferson
2A-Peggy Robertson, El Paso
1A-B-Carolyn Owens, Garland
DOUBLES
CITY-Dorothy Taylor, Carol Choate, Houston San Jacinto
2A-Nancy Quinn, Shirley Martin, Dallas Highland Park



1A-B-Ima Keller, Genelle Fiebig, Smithville

1949

SINGLES

CITY-Betty Gray, Houston Lamar

2A-Betty Seay, El Paso

1A-B-Mary Brand, West Columbia Columbia

DOUBLES

CITY-Joyce Wood, Virginia Wood, Fort Worth Paschal

2A-Rosemary Sone, Doris Casey, Corpus Christi Miller

1A-B-Martha Lawson, Marilyn Metcalfe, Franklin

1948

SINGLES

CITY-Nancy Armor, Dallas Wilson

2A-Norma Lawrence, Paris

1A-B-Doris Collins, Crane

DOUBLES

CITY-Doris O'Neal, Betty Burson, Dallas Sunset

2A-Lorraine Richards, Jane Holder, El Paso

1A-B-Martha Lawson, Marilyn Metcalfe, Franklin

1947

SINGLES

Nancy Armor, Dallas Wilson

DOUBLES

Joan Akin, Carol Clabaugh, Dallas Highland Park

1946

SINGLES

Barbara Walker, El Paso

DOUBLES

Agnes Amelung, June Knox, San Antonio Breckenridge

1945

SINGLES

Mary Cunningham, El Paso Austin

DOUBLES

Sylvia Lerner, Barbara Walker, El Paso

1944

SINGLES

Margaret Varner, El Paso Austin

DOUBLES

Laura Taylor, Elsie Millender, Corpus Christi

1943

SINGLES

Elizabeth Eby, Houston Lamar

DOUBLES

Marry Loomis, Marjorie Marsh, Houston San Jacinto

1942

SINGLES

Marteen Ronk, San Antonio Brackenridge

DOUBLES

Annie Maros, Mary Maros, Fabens

1941

SINGLES

Shelby Frizzell, Austin

DOUBLES

Alma Lee Sissom, Rosemary Walker, Corpus Christi

1940

SINGLES

Ethel Norton, San Antonio Jefferson

DOUBLES

Erleen Wehman, Addie Bell Lucas, Cuero

1939

SINGLES

Ethel Norton, San Antonio Jefferson

DOUBLES

Kathleen Bell, Betty Sue Mathias, Carrizo Springs

1938

SINGLES

Lula Burton, Houston San Jacinto

DOUBLES

Oleta Franklin, Jamie Ruth Dechard, Meadow

1937

SINGLES

Evelynne Schriewer, Seguin

DOUBLES

Ruby Wilkie, Ima Galyen, Fort Worth Masonic Home

1936

SINGLES

Mary McQuiston, North Dallas

DOUBLES

Bonnie Gabler, Jayne Johnson, Wichita Falls

1935

SINGLES

Willie Dell Houston, Paint Rock

DOUBLES

Cleo Cook, Ellen Nobles, Lone Grove



1934

SINGLES

Jimmie Gilreath, Lakeview

DOUBLES

Florence Boll, Mary McQuiston, North Dallas

1933

SINGLES

Alva Mae Craig, Fort Worth Masonic Home

DOUBLES

Hylida Vordenbaum, Ellen Werner, Cibolo

1932

SINGLES

Charlotte McQuiston, North Dallas

DOUBLES

LaVerne Stages, Alva Craig, Fort Worth Masonic Home

1931

SINGLES

Juanita Bills, Fort Worth Masonic Home

DOUBLES

LaVerne Stages, Alva Craig, Fort Worth Masonic Home

1930

SINGLES

Emily Reichert, San Antonio Main Avenue

DOUBLES

LaVerne Stages, Alva Craig, Fort Worth Masonic Home

1929

SINGLES

Charlotte McQuiston, North Dallas

DOUBLES

Josephine Martin, Virginia Martin, Eastland

1928

SINGLES

Kathleen Darnell, Sweetwater

DOUBLES

Hermansella Braden, Madeline Wallace, Columbus

1927

SINGLES

Anna May Richardt, San Antonio Main Avenue

DOUBLES

Eura Belle McBride, Louise Parrish, Calvert

1926

SINGLES

Mary Zita McHale, Dallas Oak Cliff

DOUBLES

Myrtie Mae McBride, Euna Belle McBride, Calvert

1925

SINGLES

Mary Zita McHale, Dallas Oak Cliff

DOUBLES

Willella Boykinn, Villa Mae Brittain, Taft

1924

SINGLES

Lucile Goodwin, Plainview

DOUBLES

Josie Probst, Kindois Riggs, George West

1923

SINGLES

Lucile Goodwin, Plainview

DOUBLES

Josie Probst, Kindois Riggs, George West

1922

SINGLES

Ida Hoghland, Abilene

DOUBLES

Josie Probst, Kindois Riggs, George West

1921

SINGLES

Dora Vickers, Seguin

DOUBLES

Ethel Campbell, Mary Stone, Jasper

1920

SINGLES

Maria Taylor, San Antonio Main Avenue

DOUBLES

Virginia Mantor, Beth Beck, Taylor

FOUR-TIME STATE CHAMPIONS

Name, School	Titles
Alva Craig, Fort Worth Masonic Home	ALL:1930-D, 31-D, 32-D, 33-S
Brenda Cook, Junction	1A:1959-S, 60-S, 61-S, 62-S
Beth Kothmann, Junction	1A:1964-D, 65-S, 66-S, 67-S
Stephanie Letz, Old Glory	B:1964-S, 65-S, 66-S, 67-S
Ann Rapp, Estelline	B:1966-D, 67-D, 68-D, 69-D
Cynthia Bramlett, Seminole	3A:1968-D, 69-D, 70-D, 71-S



Joneen Cummings, Seminole
 Nerissa Riley, Seminole
 Pam Hill, Beaumont South Park
 Sonja Hutcherson, Memphis
 Kori Sosnowy, Cameron Yoe
 Jennifer Craig, Malakoff Cross Roads
 Stephanie Wooten, Crandall
 Isamarie Perez, San Antonio Stacey
 Lilly Kimbell, New Braunfels
 Abby Stainbeck, Dallas Highland Park
 Kayla Casey, Franklin
 Margaret Lemke, Mason
 Delaney Schroeder, Abilene Wylie
 Carrie Casey, Franklin
 Traci Jordan, Mason
 Taylor Lyckman, Menard
 Rylli Ruffin, Mason

3A:1970-D, 71-D, 72-D, 73-D
 3A:1971-D, 72-D, 73-S, 74-S
 3A:1975-S, 76-S, 77-S, 78-S
 1A:1977-S, 78-S, 79-S, 80-S
 3A:1991-S, 92-S, 93-S, 94-S
 2A:1992-S, 93-S, 94-S, 95-S
 1A:2001-S, 02-S, 03-S, 04-S
 1A:2002-S, 03-S, 04-S, 05-S
 4A:2007-S, 08-S; 5A:2009-S, 10-S
 4A:2007-D, 08-D, 09-D, 10-D
 2A:2009-S, 10-S, 11-D, 12-D
 1A:2010-D, 11-D, 12-D, 13-D
 3A:2010-MD, 11-D, 12-S, 13-S
 2A:2011-D, 12-D, 13-S, 14-S
 1A:2011-D, 12-D, 13-D, 14-D
 1A:2011-MD, 12-MD, 13-MD, 14-MD
 2A:2015-D, 16-D, 17-S, 18-MD

THREE-TIME STATE CHAMPIONS

Name, School	Titles
Josie Probst, George West	ALL:1922-D, 23-D, 24-D
Kindois Riggs, George West	ALL:1922-D, 23-D, 24-D
LaVerne Stages, Fort Worth Masonic Home	ALL:1930-D, 31-D, 32-D
Jerry Nestroy, Freer	1A:1955-D, 56-D, 57-S
Barbara Bramlett, Seminole	3A:1966-S, 68-D, 69-D
Lynn Reas, Pearsall	2A:1966-D, 68-D, 69-D
Beth Galloway, Pearsall	2A:1969-S, 70-S, 71-S
Daryl Gralka, Houston Spring Woods	4A:1969-S, 70-S, 71-S
Brenda Lehmborg, Mason	1A:1971-S, 72-S, 73-S
Brenda Niemeyer, Knippa	B:1978-S, 79-S, 80-S
Ramona Irlbeck, Abernathy	2A:1979-S, 80-S; 3A:1981-S
Kathy Schreiber, Marble Falls	3A:1981-D, 82-D, 83-D
Shelly Spiller, Junction	2A:1981-D, 83-S, 84-S
Julie Stice, Marble Falls	3A:1981-D, 82-D, 83-D
Dena Hohn, Mason	2A:1985-D, 86-D, 87-S
Traci Nix, Athens	4A:1985-S, 86-S, 87-S
Amy Ryan, Springtown	3A:1985-S, 86-S, 87-S
Aimee Young, Mason	2A:1988-D, 89-D, 90-D
Joy Reichenau, Mason	2A:1988-D, 89-D, 90-D
Serena Kaderka, Mason	2A:1989-S, 90-S, 91-D
Elizabeth Schmidt, Austin Westlake	4A:1993-S; 5A:1994-S, 95-S
Lauren Spears, Chillicothe	1A:1993-S, 94-S, 95-S
Kaysie Smashey, El Paso Franklin	5A:1996-D, 97-D, 98-S
Lauren Longbotham, Groesbeck	3A:1997-D, 98-D, 99-D
Carla Cooper, Arlington Bowie	5A:2004-D, 05-D, 06-MD
Pavi Francis, Lewisville Marcus	5A:2004-S, 05-S, 06-S
Ashley Turpin, New Braunfels	4A:2006-S, 07-MD, 08-MD
Kendra Casey, Franklin	2A:2007-MD, 08-MD, 09-MD
Caittlin Cramer, Abilene Wylie	3A:2008-D, 09-D, 10-D
Courtney Cramer, Abilene Wylie	3A:2008-D, 09-D, 10-D
Jessey Martinez, Junction	1A:2013-S, 14-S, 15-S
Hannah Boubel, Fredericksburg	3A:2014-S; 4A:2015-S, 16-S
Hana Folse, Brock	2A:2014-MD; 3A:2015-S, 16-S
Sara Humpal, Corpus Christi London	2A:2016-S; 3A:2017-S, 18-S
Fiona Crawley, San Antonio Alamo Heights	5A:2017-D, 18-D, 19-D



Caitlin & Courtney Cramer - Abilene Wylie



Lilly Kimbell - New Braunfels



BOYS TENNIS

INTRODUCTION

First year of UIL competition: 1913-14

State Tournament Structure

At the state tournament level, quarterfinals, semifinals and finals are played in boy's and girl's singles and doubles, along with mixed doubles. (Note: Mixed doubles was added in 2006.)

From 1920 until 1974, the top finisher/doubles team in each region qualified for the state playoffs. Starting in 1975, the top two finishers/doubles teams advanced to state.

Evolution of UIL Boys Tennis State Tournament


Season	Conference(s)
1914-47	One Conference
1948-50	CITY, 2A, 1A-B
1951-53	2A, 1A-B
1954-58	2A, 1A, B
1959-80	4A, 3A, 2A, 1A, B
1981-2014	5A, 4A, 3A, 2A, 1A
2015-	6A, 5A, 4A, 3A, 2A, 1A

Location History

The state tournament has been held in five locations during its history. The event started on streets surrounding the state capitol in downtown Austin before moving to The University of Texas at the Penick-Allison Tennis Center, UT Intramural Courts and Caswell Courts until 1998. The World of Tennis in Lakeway served as a co-host from 1999-2012. The tournament was also split between UT and Texas A&M University at the Mitchell Tennis Center in College Station in 2012 and 2013. From 2014-19, the tournament was held solely at Texas A&M University at the George E. Mitchell Tennis Center. In 2021, the tournament was moved to San Antonio and has been held at three locations: Blossom Tennis Center, Annemarie Tennis Center, and Northside Tennis Center.



Stuart Kepler & Nick Plum - Richardson Pearce - 2007 Conference 4A Boys Tennis Doubles Champion



Colton Chitsey & Shawn Labedelle - Wall

2023

SINGLES

- 6A-Lathan Skrobarcek, Northside Harlan
- 5A-Noey Do, Fort Bend Kempner
- 4A-Abdulraheem Isa, Anna
- 3A-Theodore Buchanan, Corpus Christi London
- 2A-Mason Hatfield, Mason
- 1A-Luke Leavelle, Utopia

DOUBLES

- 6A-Jose Luis Perez Castillo, Emilio Lopez Del Olmo, Conroe The Woodlands
- 5A-Kelton Brown, Wade Bryant, Amarillo
- 4A-Sam Gonzales, Jess Gonzales, Boerne
- 3A-Dane Keischnick, Max Jones, Vernon
- 2A-Jack Gillespie, Robert Aguero, Mason
- 1A-Wyatt Terrell, Roy Brown, Menard

MIXED DOUBLES

- 6A-Emma Thoms, Anirudh Reddy, Plano West
- 5A-Maya Diyasheva, Paxton O'Shea, College Station
- 4A-K'Linda Mason, Brandon Ysaguirre, Hereford
- 3A-Kinsey Weatherly, Kell Castleberry, Vernon
- 2A-Jakelin Zermeno, Jerry Zermeno, Mason
- 1A-Melanie Rainey, Tayte Cormier, Mertzon Irion County

2022

SINGLES

- 6A-Kyle Totorica, San Antonio Reagan
- 5A-Noey Do, Fort Bend Kempner
- 4A-Justin Koth, Boerne
- 3A-Payne Smith, Wall
- 2A-Lando Winter, Maud
- 1A-Texas Ranger Schmidt, Barksdale Nueces Canyon

DOUBLES

- 6A-Aadhi Raja, Aashish Dhanani, Round Rock Westwood
- 5A-Taylor Vigil, Wade Bryant, Amarillo
- 4A-Drew Gonzales, Tate Murphy, Wimberley
- 3A-Bryson Hirt, Jack Duncan, Wall
- 2A-Jack Gillespie, Robert Aguero, Mason
- 1A-Johnathon Monreal, Rowdy Ferguson, Sterling City

MIXED DOUBLES

- 6A-Summer Shannon, Dmitri Goubin, Plano West
- 5A-Milla Dopson, Sanjheev Rao, Frisco Liberty
- 4A-K'Linda Mason, Nicolas Villalovos, Hereford

- 3A-Shyan Darr, Ethan Kuykendall, Big Lake Reagan County
- 2A-Kyleigh Ake, Mason Hatfield, Mason
- 1A-Cherish Dunlap, Will Leman, Utopia

2021

SINGLES

- 6A-Tyler Stewart, Midland
- 5A-Nathan Tserng, Frisco Lebanon Trail
- 4A-Bryce Ware, Canyon
- 3A-Payne Smith, Wall
- 2A-Travis Mystery, Sabine Pass
- 1A-Texas Ranger Schmidt, Barksdale Nueces Canyon

DOUBLES

- 6A-Daniel Antov, Marko Mesarovic, Round Rock Westwood
- 5A-John Davis Watson, Henning Schade, College State A&M Consolidated
- 4A-Tate Murphy, Drew Gonzales, Wimberley
- 3A-Jonathan Golovin, Samuel Golovin, Little River Academy
- 2A-Matthew Kerr, Bailan Kerr, Mason
- 1A-Colby Carroll, Dylan Carney, Crowell

MIXED DOUBLES

- 6A-Kinaa Graham, Sachchit Sivaram, Round Rock Westwood
- 5A-Elanor Archer, Jackson Harwell, Amarillo
- 4A-Victoria Betzen, Nicky Villalovos, Hereford
- 3A-Andrea Smith, Blane Sadler, Groesbeck
- 2A-Tyler Schmidt, Sterling Smith, Mason
- 1A-Makinzee Woods, Dain Copeland, Sterling City

2020

(Cancelled due to COVID-19 Pandemic)

2019

SINGLES

- 6A-Carter Crookston, League City Clear Creek
- 5A-Brandon Do, Nederland
- 4A-Siddhartha Movva, Uplift North Hills Prep.
- 3A-Jack Marshall, Brady
- 2A-Matthew Kerr, Mason
- 1A-Texas Schmidt, Barksdale Nueces Canyon

DOUBLES

- 6A-Jaycer Lyeons, David Peters, Fort Bend Clements
- 5A-Henning Schade, Joey Tindall, College Station A&M Consolidated
- 4A-Asher Melton, Bryce Ware, Canyon
- 3A-Colton Chitsey, Shawn Labedelle, Wall
- 2A-Roman Coe, Ethan Powell, Mason
- 1A-Jason Samarripa, Vincent Zavala, Knippa

MIXED DOUBLES

- 6A-Emma Gener, Caden Moortgat, Plano West
- 5A-Katherine Petty, Cole Burnam, Dallas Highland Park
- 4A-Sarah Castleberry, BT White, Vernon
- 3A-Reyna Gonzalez, Devon Whitsel, Rockdale
- 2A-Raegan Glentz, Rudy Rochat, Mason
- 1A-Cambrie Heiman, Jake Gerber, Nazareth

2018

SINGLES

- 6A-Anish Srinikeith, Katy Tompkins
- 5A-Rajiv Saralaya, Amarillo
- 4A-Ryan Koth, Boerne
- 3A-John Marshall, Brady
- 2A-Caleb Horne, Mason



BOYS TENNIS

STATE CHAMPIONS

1A-Dominic Gibson, Lenorah Grady

DOUBLES

6A-Roger Chou, Cyrus Sabharwai, Austin Westlake

5A-Chaitanya Aduru, Vishwau Aduru, Austin Johnson

4A-Kash Adams, Chase Daniell, Wills Point

3A-Colton Chitsey, Shawn Labedelle, Wall

2A-Roman Coe, Ethan Powell, Mason

1A-Diego Esquivel, Jason Samarripas, Nazareth

MIXED DOUBLES

6A-Drew Morris, Andrew Esses, Houston Memorial

5A-Katherine Petty, Phillip Quinn, Prosper

4A-Claire Maxcey, Broque Constantine, Fredericksburg

3A-Reyna Gonzalez, Devon Whitsel, Rockdale

2A-Ryli Ruffin, Cason Dudney, Mason

1A-Ally Johnson, Colton Fowler, Iredell

2017

SINGLES

6A-Roger Chou, Austin Westlake

5A-Campbell Erwin, San Antonio Alamo Heights

4A-Ryan Koth, Boerne

3A-Dillon Humpal, Corpus Christi London

2A-Robert Marshall, Olton

1A-Dominic Gibson, Lenorah Grady

DOUBLES

6A-Andrew Esses, Artur Zigman, Houston Memorial

5A-Jason Loyd, Michael Loyd, Corpus Christi Veterans Memorial

4A-Nikhil Kalla, Davyn Williford, Abilene Wylie

3A-Jaxton Hoelting, Tanner Hooper, Tulia

2A-Roman Coe, James Schwertner, Mason

1A-Tristan Hayes, Skylar Hayes, Crowell

MIXED DOUBLES

6A-Melissa LaMette, Varun Thachil, Cypress Ranch

5A-Madison McBride, Phillip Quinn, Dallas Highland Park

4A-Claire Maxcey, Broque Constantine, Fredericksburg

3A-Isabel Holland, Turner Stark, Big Lake Reagan County

2A-Ella Canfield, Ethan Powell, Mason

1A-Sofia Rodriguez, Hudson Springer, Leakey

2016

SINGLES

6A-Arman Dave, Southlake Carroll

5A-Angel Palacios, Everman

4A-Maxwell Tadvick, Abilene Wylie

3A-Reese Cook, Tuscola Jim Ned

2A-Dillon Humpal, Corpus Christi London

1A-Dominic Gibson, Lenorah Grady

DOUBLES

6A-Matt Landers, Alec Reusche, Southlake Carroll

5A-Rohen Sukkawala, Kyle Miller, College Station

4A-Parker Phillips, Sitman Wainwright, Fredericksburg

3A-Dylan Hester, Andy Perez, Big Lake Reagan County

2A-Caleb Horne, Pete Roachat, Mason

1A-Donovan Garcia, C.J. Mercer, Wink

MIXED DOUBLES

6A-TJ Fumagalli, Dean Dulthummon, New Braunfels

5A-Emilia Ramos, Victor Arizola, Mission Sharyland

4A-Ashley Smyser, Spencer Lin, Abilene Wylie

3A-Maddi Chitsey, Colton Chitsey, Wall

2A-Lanie Schmidt, Truman Coe, Mason

1A-Lauren Rentch, Noah Esquivel, Knippa

2015

SINGLES

6A-Nathan Brown, El Paso Coronado

5A-Josh Hollaway, Houston Stratford

4A-Dawson Penn, Longview Spring Hill

3A-Jesse Cook, Tuscola Jim Ned

2A-Dillon Humpal, Corpus Christi London

1A-Ben Enriquez, Rocksprings

DOUBLES

6A-Sam Giammalva, Max Palmer, Houston Memorial

5A-Alex Joseph, Miha Valencic, Grapevine

4A-Nital Patel, Maxwell Tadvick, Abilene Wylie

3A-Jaxton Hoelting, Carlos Subealdea, Tulia

2A-Jacob Harris, James Schwertner, Mason

1A-Mitchell Parsley, Tristen Hayes, Crowell

MIXED DOUBLES

6A-TJ Fumagalli, Henry Gordon, New Braunfels


5A-Octavia Malin, Keenan Rico, Grapevine

4A-Ashleigh Davis, Hunter Foster, Kaufman

3A-Madison Hoelting, Tanner Hooper, Tulia

2A-Kenley Stockbridge, Slade Townsend, Mason

1A-Sofia Rodriguez, Lorenzo Rodriguez, Leakey



Hunter Johnson/Yates Johnson - New Braunfels



2014

SINGLES

5A-Peter Leung, Katy Taylor
4A-Connor Curry, Wichita Falls Rider
3A-Nick Bradham, College Station
2A-Reese Cook, Tuscola Jim Ned
1A-Dillon Humpal, Corpus Christi London

DOUBLES

5A-Ciro Lampasas, Sam Giammalva, Houston Memorial
4A-Connor LaFavre, Hunter Holman, Dallas Highland Park
3A-Rayce Roberson, Brendan Thompson, Abilene Wylie
2A-Drew Anderson, Landry Linn, Kountze
1A-Price Ruffin, Coby Velez, Mason

MIXED DOUBLES

5A-Fernanda Contreras, Charles Tan, Austin Westlake
4A-Elizabeth Tedford, Mac McCullough, Dallas Highland Park
3A-Brittany Smyser, Max Tadwick, Abilene Wylie
2A-Hana Folse, Tyler Davis, Brock
1A-Riley Rambo, Taylor Lyckman, Menard

2013

SINGLES

5A-Miguel Alda, Round Rock Westwood
4A-Jordan Hart, McKinney North
3A-Rayce Roberson, Abilene Wylie
2A-Reese Cook, Tuscola Jim Ned
1A-Mario Garza, Ben Bolt

DOUBLES

5A-Grant Reichmann, William Jou, Houston Memorial
4A-Luke Stainback, Hunter Holman, Dallas Highland Park
3A-Nital Patel, Rahil Patel, Abilene Wylie
2A-Tyler Keel, Collin McMullen, White Oak
1A-Price Ruffin, Rio Schmidt, Mason

MIXED DOUBLES

5A-Casey Sutton, Clayton Niess, Austin Westlake
4A-Margo Taylor, Connor LaFavre, Dallas Highland Park
3A-Whitney Frazier, Weston Uekert, Abilene Wylie
2A-Madison Hoelting, Carlos Subealdea, Tulia
1A-Riley Rambo, Taylor Lyckman, Menard

2012

SINGLES

5A-Tito Moreiras, San Antonio Churchill
4A-Jordan Hart, McKinney North
3A-Rayce Roberson, Abilene Wylie
2A-Karsen Kiefer, Ingram Moore
1A-Matt Banner, Mason

DOUBLES

5A-Hunter Johnson, Yates Johnson, New Braunfels
4A-Oliver Seifert, Sam Laudon, Austin Lake Travis
3A-Collin Bumann, Bryson Fowlkes, Abilene Wylie
2A-Gabe Knight, Josh Jones, Millsap
1A-Andy Duarte, Andrew Willis, Mason

MIXED DOUBLES

5A-Casey Sutton Ryan Meek, Austin Westlake
4A-Margo Taylor, Connor LaFavre, Dallas Highland Park
3A-Amanda Potts, Miller Davis, Abilene Wylie
2A-Ali Sherriff, Tyler Moore, Ingram Moore
1A-Riley Rambo, Taylor Lyckman, Menard

2011

SINGLES

5A-Andrew Korinek, Mansfield
4A-Grant Adams, Texarkana Texas
3A-Zack Santagate, Argyle
2A-Jesse Guerra, Tornillo
1A-Matt Banner, Mason

DOUBLES

5A-Nate Lammons, Naveen Beasley, Woodlands College Park
4A-Conor O'Rourke, Austin Mayo, Austin Lake Travis
3A-Colin Bumann, Bryson Fowlkes, Abilene Wylie
2A-JJ Cestero, Brice Conoly, Wall
1A-Andy Duarte, Trey Schwertner, Mason

MIXED DOUBLES

5A-Katie Davis, Michael Riechmann, Houston Memorial
4A-Julianne Jackson, Yuji Soda, Richardson Pearce
3A-Abbie Madden, Josh Madden, Borger
2A-Kelsey Schwind, Austin Carrola, Blanco
1A-Taylor Lyckman, Riley Rambo, Menard

2010

SINGLES

5A-Russell Bader, Austin Westlake
4A-Daniel Brown, Montgomery
3A-Will Stein, Argyle
2A-Alex Layfield, Kerens
1A-Matt Banner, Mason

DOUBLES

5A-James Martell, Mitchell Martell, Tyler Legacy
4A-Jared Fellows, Mark Gorham, Boerne Champion
3A-Colin Bumann, Bryson Fowlkes, Abilene Wylie
2A-Caleb Holmes, Josh Smith, Bishop
1A-Thach Martin, Michael Vargas, Mason

MIXED DOUBLES

5A-Samantha Adams, Harrison Adams, New Braunfels
4A-Kenna Kilgo, Kolby Kilgo, Waco Midway
3A-Delaney Schroeder, Nick Fischer, Abilene Wylie
2A-Emily Talley, Bryce Pfingsten, Wall
1A-Tabitha Bryant, Kody Keeney, Paint Rock

2009

SINGLES

5A-Ben Chen, Klein Collins
4A-Grant Adams, Texarkana Texas
3A-Will Stein, Argyle
2A-Hunter Loyd, Tuscola Jim Ned
1A-Matt Banner, Mason

DOUBLES

5A-Matt Andrus, Ben Guthrie, Plano West
4A-Tam Trihn, Kyle Plum, Richardson Pearce
3A-Josh Marshall, Steven Stanley, Vernon
2A-Levi Joy, Ryan Burden, Brock
1A-Bobby Buist, Michael Vargas, Mason

MIXED DOUBLES

5A-Hidako Tachibana, Scott Keeton, New Braunfels
4A-Hannah Kelley, Jonny Kelley, Richardson Pearce
3A-Natalie Hand, Josh Wilgus, Van
2A-Kendra Casey, Jake Russ, Franklin
1A-Laci Lyckman, Zach Rambo, Menard



BOYS TENNIS

STATE CHAMPIONS

2008

SINGLES


- 5A-Bryan Welnetz, Laredo United
- 4A-Jake Hendrie, New Braunfels
- 3A-Nick Lehman, Vernon
- 2A-Austin Klores, Franklin
- 1A-Matt Orberger, Avery

DOUBLES

- 5A-Sergio Antognelli, Chris Bell, Plano West
- 4A-Cameron Davis, Grant Gandy, Boerne
- 3A-Tucker Mueck, Daniel Trayler, Robinson
- 2A-Ben Spencer, Julian Bexley, Lexington
- 1A-Josh Hill, James Kothmann, Menard

MIXED DOUBLES

- 5A-Lauren Santacroce, Jonathan Alexander, Klein
- 4A-Ashley Turpin, Mathew Dooley, New Braunfels
- 3A-Lindsey Bloomer, Doug Kierstead, Abilene Wylie
- 2A-Kendra Casey, Jake Russ, Franklin
- 1A-Ericka Medina, Guillermo Medina, Lenorah Grady



Zach Nichols - Austin Lake Travis

2007

SINGLES

- 5A-Colin Hoover, Victoria Memorial
- 4A-Zach Nichols, Austin Lake Travis
- 3A-Austin Klores, Franklin
- 2A-Andy Cariens, Levelland
- 1A-Eric Henderickson, Bronte

DOUBLES

- 5A-Calton Alpar, Drew Petersen, Austin Westlake
- 4A-Stuart Keplar, Nick Plum, Richardson Pearce
- 3A-Tyler Patterson, Arjun Atholi, Center
- 2A-Hunter Carter, Kyle Kaiser, Comfort
- 1A-Alex Halfmann, Taylor Niehues, Garden City

MIXED DOUBLES

- 5A-Lauren Sanacroce, Jonathan Alexander, Klein
- 4A-Ashley Turpin, Rusty Turpin, New Braunfels
- 3A-Lindsey Bloomer, Todd Hennington, Abilene Wylie
- 2A-Kendra Casey, Jake Russ, Franklin
- 1A-Tiffany Fisher, Kyle Kaspar, Shiner

2006

SINGLES

- 5A-Josh Zavala, Amarillo Tascosa
- 4A-Hunter Mills, San Antonio Alamo Heights
- 3A-Luke Hawk, Clyde
- 2A-Austin Klores, Franklin
- 1A-Jake Hoelting, Nazareth

DOUBLES

- 5A-Stuart Keplar, Nick Plum, Richardson Pearce
- 4A-Casey Powers, Max Stevens, Dallas Highland Park
- 3A-Andy Cariens, Stratton Paxton, Levelland
- 2A-Ross Lehmborg, Joe Vargas, Mason
- 1A-Alex Halfmann, Taylor Niehues, Garden City

MIXED DOUBLES

- 5A-Carla Cooper, Jason Lateko, Arlington Bowie
- 4A-Katelyn McKenzie, Charlie Dunn, Dallas Highland Park
- 3A-Kelly Clifton, Brad Fenter, Vernon
- 2A-Bailey Blair, Jake Maenius, Mason
- 1A-Kami Rundell, Charlie Rundell, Nazareth

2005

SINGLES

- 5A-Josh Zavala, Amarillo Tascosa
- 4A-Hunter Mills, San Antonio Alamo Heights
- 3A-Luke Hawk, Clyde
- 2A-Austin Klores, Franklin
- 1A-Jake Hoelting, Nazareth

DOUBLES

- 5A-Stuart Keplar, Nick Plum, Richardson Pearce
- 4A-Clayton Cotton, Travis Stegner, Wichita Falls
- 3A-Stratton Paxton, Andy Cariens, Levelland
- 2A-Derek Baxter, Michael McLeod, Mason
- 1A-Kris Roach, Kyler Roach, Miami

2004

SINGLES

- 5A-Marcus Lunt, San Antonio Marshall
- 4A-Mark Tate, Conroe Oak Ridge
- 3A-Luke Hawk, Clyde
- 2A-Rhett Heartsill, Wall
- 1A-Colter Williams, Rotan

DOUBLES

- 5A-Evan Bridges, Jacob Walley, Tomball
- 4A-Randy Chang, Andrew Plum, Richardson Pearce
- 3A-Seth Bridges, Jason Melton, Lindale
- 2A-Michael Calderon, Tyler Hawkins, San Saba
- 1A-Kris Roach, Kyler Roach, Miami

**2003**SINGLES

5A-Andy Mack, Plano West
4A-George Venson, San Antonio Alamo Heights
3A-Conner Smith, Kaufman
2A-Rhett Heartsill, Wall
1A-Colter Williams, Rotan

DOUBLES

5A-Vince Knipp, Tyler Lyon, El Paso Coronado
4A-Zach Prince, Matt Burton, San Antonio Alamo Heights
3A-Scott Burge, Landon Lewis, Canyon
2A-Kevin Beedy, Adam Cherry, Spearman
1A-Brad Johnson, Landon Weiershausen, Knox City

2002SINGLES

5A-John Nallon, North Garland
4A-Jason Gould, New Braunfels
3A-David Wu, Abilene Wylie
2A-Rhett Heartsill, Wall
1A-Colter Williams, Rotan

DOUBLES

5A-Raj Shrestha, Kendall Smashey, Katy Taylor
4A-George Venson, Charles Homberger, San Antonio Alamo Heights
3A-Isaac Aders, Jeremy Hubbard, Lindale
2A-Kevin Beedy, Adam Cherry, Spearman
1A-Brad Johnson, Landon Weiershausen, Knox City

2001SINGLES

5A-Patrick Briaud, College Station A&M Consolidated
4A-Reid Strand, Flour Bluff
3A-Luke Epps, Fort Stockton
2A-Kevin Beedy, Spearman
1A-Colter Williams, Rotan

DOUBLES

5A-Jaj Shrestha, Dash Connell, Katy Taylor
4A-Brian Bogus, Jordan Taillon, Conroe Oak Ridge
3A-Issac Anders, Jeremy Hubbard, Lindale
2A-Jared Melde, Justin Schwarz, Thorndale
1A-John Bailey, Jesse Levario, Mertzton Irion County

2000SINGLES

5A-Avery Ticer, Amarillo Tascosa
4A-Jarrett Skrobarcek, New Braunfels Canyon
3A-John Leavitt, Vernon
2A-Mike Matison, Port Aransas
1A-John Paul Dennison, Mertzton Irion County

DOUBLES

5A-Bryan Wooten, Jim Sydney, Fort Bend Kempner
4A-Kenneth Hines, J.D. McCain, Wichita Falls
3A-David Wu, Travis Adams, Abilene Wylie
2A-Jason McMillian, Cade Smith, Mason
1A-James Williamson, Robert Halamiccek, Menard

1999SINGLES

5A-Ryan Newport, Cy-Fair
4A-Will Clinton, Dallas Highland Park

3A-John Leavitt, Vernon
2A-Mike Matisons, Port Aransas
1A-Robert Brown, Overton

DOUBLES

5A-Joe Morris, Avery Ticer, Amarillo Tascosa
4A-Kirk O'Connor, Jason Tillery, Wichita Falls Rider
3A-Kevin Moore, Brett Petross, Vernon
2A-Jason McMillian, Cade Smith, Mason
1A-Douglas Rainey, John Bailey, Mertzton Irion County

1998SINGLES

5A-Ryan Newport, Cy-Fair
4A-Justin Hunter, Southlake Carroll
3A-Ben Fortune, San Antonio Cole
2A-J.T. Cope, Franklin
1A-D.J. Rainey, Mertzton Irion County

DOUBLES

5A-Scott Mayer, Mike Garcia, San Antonio Churchill
4A-Wills Clinton, Hayden Hodges, Dallas Highland Park
3A-Clark Arnold, Lloyd McGuire, Liberty
2A-Luke Spencer, Chris Upston, Lexington
1A-Colin Trulove, Lane Pepper, Sabinal

1997SINGLES

5A-Cody Hubble, College Station A&M Consolidated
4A-Scott Eddins, Fort Worth Boswell
3A-Ben Fortune, San Antonio Cole
2A-Kareem Abdullah, Clarendon
1A-Leo Lopez, Bruni

DOUBLES

5A-Prakash Veinkataraman, Thomas Will, Fort Bend Clements
4A-Stephen Perkins, Josiah Daniel, Dallas Highland Park
3A-Trey Miller, Cayman Marshall, Van
2A-Scott Kerr, Chase Smith, Mason
1A-Colin Trulove, Lane Pepper, Sabinal

1996SINGLES

5A-Charlie Roberson, San Angelo Central
4A-Doug Fike, Southlake Carroll
3A-Jason Kirkland, Shallowater
2A-Ben Fortune, San Antonio Cole
1A-Chance Morgan, Port Aransas

DOUBLES

5A-Prakash Veinkataraman, Thomas Will, Fort Bend Clements
4A-Grant Carona, Locic LeMener, Dallas Highland Park
3A-Lee Livingston, Parker Briley, Abilene Wylie
2A-Justin McMillan, Trey Nesloney, Mason
1A-Leo Lopez, Mark Herrera, Bruni

1995SINGLES

5A-Ryan Hughes, Abilene Cooper
4A-Brady Wells, Corpus Christi Flour Bluff
3A-Dustin Hawk, Clyde
2A-Ben Fortune, San Antonio Cole
1A-Johnny Gill, Knippa



DOUBLES

- 5A-Cade Lutz, Tony Starkey, Klein
- 4A-Tyler Lee, Travis Lee, San Antonio Alamo Heights
- 3A-Brad Whittlesey, Wood Clements, Austin Lake Travis
- 2A-Trey Nesloney, Justin McMilliam, Mason
- 1A-Brian Davidson, Clint Davidson, Priddy

1994

SINGLES

- 5A-Cade Lutz, Klein Forest
- 4A-Jim Willerson, San Antonio Alamo Heights
- 3A-Dustin Hawk, Clyde
- 2A-Jason Kirkland, Shallowater
- 1A-Mauricio Lopez, Bruni

DOUBLES

- 5A-Kevin Bankowitz, Eric Canaday, Plano
- 4A-Jimmy Holbert, Brad Staats, Austin Westlake
- 3A-Prietesh Patel, and Brigham Rindlisbacker, Canyon
- 2A-Justin McMillian, Trey Nesloney, Mason
- 1A-Scott Brockman, Alston Farris, Nazareth

1993

SINGLES

- 5A-Clayton Stanley, Tyler Legacy
- 4A-Tim Oosterhous, Texarkana Texas
- 3A-Satyen Patel, Canyon
- 2A-Jason Kirkland, Shallowater
- 1A-Adrian Farris, Nazareth

DOUBLES

- 5A-David Behr, Tyler Jimenez, Richardson Pearce
- 4A-Clay Evans, Ben Pritchett, Dallas Highland Park
- 3A-Satyen Patel, Lane Cannon, Canyon
- 2A-Mark Mutschink, Mac Reichenau, Mason
- 1A-Jose Balderas, Carlos Balderas, Paint Rock

1992

SINGLES

- 5A-James Rey, El Paso Coronado
- 4A-Bryan Harris, Waco Midway
- 3A-Jason Catchings, Hardin
- 2A-Nick Hiemstra, Canadian
- 1A-Lance Betak, Thorndale

DOUBLES

- 5A-Clayton Stanley, Tim Hurst, Tyler Legacy
- 4A-Ben Pritchett, Clay Evans, Dallas Highland Park
- 3A-Thieu Brown, Jack Parker, Port Isabel
- 2A-Micah Lowe, Blake Sherbert, Grand Saline
- 1A-Jason Hughs, Martin Torres, Memphis

1991

SINGLES

- 5A-Mark Schechter, El Paso Coronado
- 4A-Trey Phillips, Austin Westlake
- 3A-Cory Horne, Marble Falls
- 2A-Wes Sheffy, Wall
- 1A-Adrian Farris, Nazareth

DOUBLES

- 5A-Antonio Garza, Mark Villanueva, San Antonio LEE
- 4A-Tim Oosterhous, Murrey Wanstrath, Texarkana Texas
- 3A-Joe Browder, Satyen Patel, Canyon

- 2A-Bart Mahnken, Daniel Reinhard, Mason
- 1A-Jeff Faglie, Joey Goode, Knippa

1990

SINGLES

- 5A-Chad Clark, Longview
- 4A-Andrew Menter, Dallas Highland Park
- 3A-Burke Banda, Austin Lake Travis
- 2A-Wes Sheffy, Wall
- 1A-Rodney Chant, Eden

DOUBLES

- 5A-David Flanary, Trey Phillips, Austin Westlake
- 4A-Chris Rodriguez, Todd Berquist, New Braunfels
- 3A-Guy Clayton, John Adrian, Austin Lake Travis
- 2A-Bart Mahnken, Daniel Reinhard, Mason
- 1A-Jeffrey Ortiz, Chad Jones, Knippa

1989

SINGLES

- 5A-Dan Oosterhous, Texarkana Texas
- 4A-Sean Cobb, Crowley
- 3A-Johnny Tallent, Gladewater
- 2A-Will Green, Anson
- 1A-Wes Sheffy, Mertzton Irion County

DOUBLES

- 5A-Luke Morrow, Harper Essex, Midland
- 4A-Brian Maebius, Brad Worrell, San Antonio Alamo Heights
- 3A-Shane Brewer, Stanton Foster, Canyon
- 2A-Scott Phillips, Joe Phillips, Franklin
- 1A-Johnny Hernandez, Rodney Chant, Eden

1988

SINGLES

- 5A-Alex O'Brien, Amarillo Tascosa
- 4A-Hernando Ledezina, West Mesquite
- 3A-Glen Turow, Hardin-Jefferson
- 2A-Will Green, Anson
- 1A-Chris Womack, Lohn

DOUBLES

- 5A-Doug Peterson, Jeff Lim, Corpus Christi King
- 4A-John Nelson, Edward Bator, Corsicana
- 3A-Tim Tividad, Jason Clemens, Gilmer
- 2A-Clint Reichenau, Bill Fritz Lehmborg, Mason
- 1A-Bryan Lacina, Chris Cox, Chilton

1987

SINGLES

- 5A-Mitch Michulka, Richardson
- 4A-Hernando Ledezma, West Mesquite
- 3A-Juan Sandoval, Austin Lake Travis
- 2A-Scott Phillips, Franklin
- 1A-Cody Crouch, O'Donnell

DOUBLES

- 5A-Stephen Dye, Alex O'Brien, Amarillo Tascosa
- 4A-Chris Lewis, Steven Connor, Waco Midway
- 3A-Kevin Graf, Charles Beever, Pearsall
- 2A-Jimmy Dockal, Bill Fritz Lehmborg, Mason
- 1A-Todd Hill, Kenny Kern, Nazareth



1986

SINGLES

- 5A-Barry Richards, Klein
- 4A-Jon Hochberg, Austin Westlake
- 3A-Monte Horne, Marble Falls
- 2A-James Schmidt, Mason
- 1A-Swint Friday, Barksdale Nueces Canyon

DOUBLES

- 5A-Todd Elias, Doug Peterson, Corpus Christi King
- 4A-Trent Harkrader, Mike Malakoff, San Antonio Alamo Heights
- 3A-Brad McCasland, Stacy Rudd, Marble Falls
- 2A-Clint Reichenau, Bill Dan Lehmborg, Mason
- 1A-Todd Hill, Kenny Kern, Nazareth

1985

SINGLES

- 5A-Barry Richards, Klein
- 4A-Clark Woodson, West Columbia Columbia
- 3A-Chris Tibbetts, Whitehouse
- 2A-James Schmidt, Mason
- 1A-Swint Friday, Barksdale Nueces Canyon

DOUBLES

- 5A-Brad Rice, Tim Lootens, Klein
- 4A-Matt Angell, Lee Burton, Kerrville Tivy
- 3A-Ken Cook, Kevin Cook, Rockdale
- 2A-Bill Lehmborg, Clint Reichenau, Mason



Mark Smith - Austin

1A-Ricky Sifuentes, Jose Chavez, Barksdale Nueces Canyon

1984

SINGLES

- 5A-Chuck Bratka, Alief Elsik
- 4A-Tim Juarez, Bastrop
- 3A-David Tibbetts, Whitehouse
- 2A-Kelly McAfee, Wall
- 1A-Swint Friday, Barksdale Nueces Canyon

DOUBLES

- 5A-Darren Blume, Robert Rutledge, Lubbock Coronado
- 4A-Jaime Bond, Doug Roberts, Katy Taylor
- 3A-Daniel Cantu, Kevin Graff, Pearsall
- 2A-Kyle Hollowell, Ollison Hobbs, Grand Saline
- 1A-Joe Chavez, Ricky Sifuentes, Barksdale Nueces Canyon

1983

SINGLES

- 5A-Mark Smith, Austin
- 4A-Paul Pearce, Brownwood
- 3A-Judd Sanderson, Wills Point
- 2A-Kyle Humphrey, Grand Saline
- 1A-Swint Friday, Barksdale Nueces Canyon

DOUBLES

- 5A-Taylor Fyfe, Blake O'Brien, Amarillo Tascosa
- 4A-Chris Barton, Scott Nabers, Brownwood
- 3A-Greg Martin, McCord Wilson, Coleman
- 2A-Bill Johnston, Trey Bradshaw, Junction
- 1A-Tommy De Leon, Paul Vasquez, Santa Anna

1982

SINGLES

- 5A-Den Bishop, Wichita Falls
- 4A-John Baker, Crowley
- 3A-Wade Petty, Pearsall
- 2A-Trey Dyer, Baird
- 1A-Stuart Burleson, Midland Greenwood

DOUBLES

- 5A-Scott Meyers, David Meyers, Abilene Cooper
- 4A-Chuck Lewis, Joey Fugitt, Waco Midway
- 3A-Chris Tibbetts, David Tibbetts, Whitehouse
- 2A-Kenneth Langston, Keith Langston, Bullard
- 1A-Tommy De Leon, Junior Salazar, Santa Anna

1981

SINGLES

- 5A-Den Bishop, Wichita Falls
- 4A-Wesley Munlin, Bridge City
- 3A-Steve Moore, Commerce
- 2A-Trey Dyer, Baird
- 1A-Brett Maxfield, Booker

DOUBLES

- 5A-Henry Temkin, Kevin Kelley, McAllen
- 4A-Paul Pearce, Steve Lyle, Brownwood
- 3A-Kim Humphrey, Brent O'Bannon, Grand Saline
- 2A-David Holloway, Garvin Hassell, Kerens
- 1A-Calvin Shulte, Perry Brockman, Nazareth



1980

SINGLES

4A-Tom Weber, League City Clear Creek
3A-Steve Riza, Cleburne
2A-David Petty, Pearsall
1A-Trey Dyer, Baird
B-Danny Guerrero, Santa Anna

DOUBLES

4A-Hal Morrison, Dave Marks, Corpus Christi King
3A-Oscar Villareal, Gerry Lewis, Monahans
2A-Scott Haggard, Todd Mitchell, Kermit
1A-Ward Broyles, Trini Gonzales, Junction
B-Norman Gerber, Perry Brockman, Nazareth

1979

SINGLES

4A-Sammy Giammalva, Houston Memorial
3A-Doug Snyder, Austin Westlake
2A-Daniel Cocanougher, Decatur
1A-Gary Gardner, Junction
B-Johnny Cain, Thrall

DOUBLES

4A-David Marks, James Eugenio, Corpus Christi King
3A-Brad Frazier, Terry Wilkins, Taylor
2A-Robert Alvarez, David Chavez, Hebbronville
1A-Trini Gonzales, David Ramos, Junction
B-Don Eubank, Dick Smith, Santa Anna

1978

SINGLES

4A-David Dowlen, Houston Lee
3A-Joe Lagner, West Columbia Columbia
2A-Mike Claiborne, Bastrop
1A-Tim Lehmborg, Mason
B-Jeffrey Alan Moffet, Colmesneil

DOUBLES

4A-Chris Doan, Talbot Davis, Dallas Highland Park
3A-David Hays, Dick Suh, Georgetown
2A-Scott Haggard, Casey Karlik, Kermit
1A-Kip Welch, Ed Welch, Goldthwaite
B-Philip Palacios, Keith Edwards, Rocksprings

1977

SINGLES

4A-Reed Freeman, Dallas Highland Park
3A-Bart Bernstein, Wharton
2A-Robert Cocanougher, Decatur
1A-Gary Gardner, Junction
B-Martin Lechuga, Tornillo

DOUBLES

4A-Martin Saldana, Victor Longoria, Corpus Christi Miller
3A-David Webb, Rusty Conway, Seminole
2A-Ivan Solis, David Fleuriet, La Feria
1A-Scott Siegmund, John Taylor, Aledo
B-Amaro Villareal, Phillip Palacio, Rocksprings

1976

SINGLES

4A-Ricky Meyers, Abilene Cooper
3A-Van Manning, West Columbia Columbia

2A-Rex Elmore, Huffman Hargrave
1A-Rusty Shudde, Sabinal
B-Leslie Kramer, Barksdale Nueces Canyon

DOUBLES

4A-Rick Perry, Scott Jones, Wichita Falls
3A-Buck Bernstein, Bart Bernstein, Wharton
2A-James Luedecke, Daryl Fitzgerald, Columbus
1A-Dennis Bruington, Mark Hegi, Petersburg
B-Randy Ward, David Sweeten, Barksdale Nueces Canyon

1975

SINGLES

4A-Jim Edwards, El Paso Austin
3A-Steve Denton, Bishop
2A-Rex Elmore, Huffman Hargrave
1A-Rusty Shudde, Sabinal
B-Dickie Faught, Brownfield Union

DOUBLES

4A-Doug Davis, Charles Key, Lubbock Coronado
3A-Buck Bernstein, Bart Bernstein, Wharton
2A-David Houy, Wayne Spiekerman, Burnet
1A-Mark Hegi, Dennis Bruington, Petersburg
B-Leslie Kramer, Randy Ward, Barksdale Nueces Canyon

1974

SINGLES

4A-Randy Crawford, Fort Worth Southwest
3A-Steve Denton, Bishop
2A-Brian Lewis, Austin Westlake
1A-Tim Brown, Mason
B-Kyle Walker, La Pryor

DOUBLES

4A-Dan Valentincic, Tut Bartzen, Fort Worth Paschal
3A-Bart Bernstein, Barney Bernstein, Wharton
2A-Gary Pyland, Les Slaughter, Hughes Springs
1A-Keith Taylor, Rusty Shudde, Sabinal
B-Mike Armstrong, Bobby Nix, Celeste

1973

SINGLES

4A-Jon Brotherton, Wichita Falls Rider
3A-Steve Denton, Bishop
2A-Ricky Harold, Katy
1A-Jim Young, Petersburg
B-James Ward, Barksdale Nueces Canyon

DOUBLES

4A-Bryan Crozier, Tony Eugenio, Corpus Christi King
3A-Scotty Hoyer, Ray Villareal, Monahans
2A-Don Adams, John Johnson, Crane
1A-Carlton Eckert, Hal McMillan, Mason
B-Michael Armstrong, Bobby Nix, Celeste

1972

SINGLES

4A-Graham Whaling, Wichita Falls
3A-Steve Denton, Bishop
2A-John Johnson, Crane
1A-Bruce Lehmborg, Mason
B-Russell Letz, Old Glory



DOUBLES

4A-Blake Avera, John Brotherton, Wichita Falls Rider
3A-Fred Scott, Mike Boles, Sweetwater
2A-Jay Box, Don Adams, Crane
1A-Carlton Eckert, Hal McMillan, Mason
B-James Ward, Dennis Ward, Barksdale Nueces Canyon

1971

SINGLES

4A-Dale Ogden, Hurst Bell
3A-Max Falls, Snyder
2A-Randall Treadwell, Eastland
1A-Chuck Willingham, Sabinal
B-Gerald Anthon, Rocksprings

DOUBLES

4A-Jim Timmins, Mark Nabers, San Antonio Alamo Heights
3A-Billy Hoover, Jerry Mills, College Station A&M Consolidated
2A-Don Adams, Jay Box, Crane
1A-Don Hillis, Earl Kreig, Plains
B-Dennis Ward, James Ward, Barksdale Nueces Canyon

1970

SINGLES

4A-Howard Butt, Corpus Christi Ray
3A-John Phillips, Snyder
2A-Danny Hubbard, Pearsall
1A-Chuck Willingham, Sabinal
B-Terry Wansley, San Angelo Lakeview

DOUBLES

4A-Dale Corbin, Mark Floye, Wichita Falls
3A-Max Falls, Ronnie Maddux, Snyder
2A-Steven Anderson, David Schroeder, Columbus
1A-Rex Hofman, Bruce Lehmborg, Mason
B-Rod Adamson, Rod Setliff, Turkey

1969

SINGLES

4A-Ron Touchon, Amarillo Caprock
3A-Mike Mills, College Station A&M Consolidated
2A-Danny Hubbard, Pearsall
1A-Adrian Lanier, Hawkins
B-Terry Wansley, San Angelo Lakeview

DOUBLES

4A-Dan Courson, Jim Mitchell, El Paso Irvin
3A-John Adams, Bruce Mertz, Corsicana
2A-Stephen Anderson, David Schroeder, Columbus
1A-Glenn Brown, Leothus Amos, Hawkins
B-Rod Adamson, Rod Setliff, Turkey

1968

SINGLES

4A-Frank Walthall, San Antonio Alamo Heights
3A-Mike Mills, College Station A&M Consolidated
2A-Danny Hubbard, Pearsall
1A-Ed Matthews, Santa Rosa
B-David Majors, Turkey

DOUBLES

4A-Dickie Fikes, Ronnie Flores, Corpus Christi Miller
3A-Ronald Cofer, John Cook, Corpus Christi Flour Bluff
2A-Glenn Fletcher, Jackie Box, Crane

1A-Mike Friend, Buddy Stevens, Santa Rosa
B-Mike Craig, Billy Jacoby, Eden

1967

SINGLES

4A-George Taylor, Houston Lamar
3A-Logan McNatt, Brownwood
2A-Dan Hubbard, Pearsall
1A-Eddie Matthews, Santa Rosa
B-David Majors, Turkey

DOUBLES

4A-Kenny McMillan, Johnny Williams, Fort Worth Arlington Heights
3A-David Griesenbeck, Gary Rauschuber, San Antonio East Central
2A-P.A. Lyon, Richard Booth, Spearman
1A-Mike Friend, Dean Shimek, Santa Rosa
B-Harvey Case, Alton Setliff, Turkey

1966

SINGLES

4A-Joe Williams, San Angelo Central
3A-Bill Saunders, Brownwood
2A-Jimmy Jackson, Van
1A-Eddie Matthews, Santa Rosa
B-Dale Walker, La Pryor

DOUBLES

4A-Johnny Williams, Kenny McMillan, Fort Worth Arlington Heights
3A-Bobby Boldt, Jimmy Valentine, San Antonio Houston
2A-Billy Cofer, Jimmy Parker, Corpus Christi Flour Bluff
1A-Ken Milam, Dean Shimek, Santa Rosa
B-Harvey Case, Alton Setliff, Turkey

1965

SINGLES

4A-Scotty Doty, Corpus Christi Ray
3A-Randy McDonald, Pharr-San Juan-Alamo
2A-John Verde, Hardin-Jefferson
1A-Dan O'Bryant, Sabinal
B-Moses Ruiz, Pyote

DOUBLES

4A-Mike Beene, Tommy Hill, Odessa Permian
3A-Joe Simpson, Chuck Brannon, Conroe
2A-Ronnie Sherbert, Jimmy Jackson, Van
1A-Rodney Matthews, Kenneth Milan, Santa Rosa
B-Harvey Case, Alton Setliff, Turkey

1964

SINGLES

4A-John White, San Angelo Central
3A-Dan Clayton, La Marque
2A-Jimmy Jackson, Van
1A-Dan O'Bryant, Sabinal
B-Joe Tillerson, Celeste

DOUBLES

4A-John Phelps, Woods Matthews, Edinburg
3A-Russell Cook, Robert Faust, La Marque
2A-Tommy Keane, Ronnie Sherbert, Van
1A-Rodney Matthews, Margarito Lazo, Santa Rosa
B-Douglas Dodson, Kenneth Chrane, Pyote



1963

SINGLES

4A-Cliff Richey, Dallas Highland Park
3A-Danny Clayton, La Marque
2A-Eddie Elder, Corpus Christi Flour Bluff
1A-Dan O'Bryant, Sabinal
B-Ralph Sandell, Pyote

DOUBLES

4A-Bill Driscoll, David Nelson, Austin
3A-George Averyt, Danny Pendleton, Andrews
2A-Tommy Keane, Ronnie Sherbert, Van
1A-Margarito Lazo, Rodney Matthews, Santa Rosa
B-Moses Ruiz, Douglas Dodson, Pyote

1962

SINGLES

4A-Lamar Roemer, Houston Lamar
3A-Walter Romine, Sweetwater
2A-Robert Farmer, West Columbia Columbia
1A-Kenny Neal, Junction
B-Ralph Sandell, Pyote

DOUBLES

4A-Gordon Herbert, Frank Jones, Houston Lamar
3A-Dan Clayton, Clifton Brashier, La Marque
2A-Jerry Box, John Hoestenback, Crane
1A-Robert Darden, Von McClure, Clyde
B-Dan Keith, Dan O'Bryant, Sabinal

1961

SINGLES

4A-Edward Newman, SA Jefferson
3A-Gene Pebbles, El Campo
2A-Richard Barker, San Saba
1A-Greer Kothmann, Junction
B-Ralph Sandell, Pyote

DOUBLES

4A-Dale McCleary, Leslie Berkes, Houston Lamar
3A-David Alcorta, Johnny Van Hoozer, Kerrville Tivy
2A-Charles Williams, Larry Don Bourke, San Saba
1A-Bob Neil, Jerry Dechert, Junction
B-Charles Chrane, Alfonso Natividad, Pyote

1960

SINGLES

4A-Edward Newman, San Antonio Jefferson
3A-Bob Rader, Corsicana
2A-Richard Barber, San Saba
1A-Greer Kothmann, Junction
B-Ralph Sandell, Pyote

DOUBLES

4A-Robert Peterson, Jim Garlick, Wichita Falls
3A-Beau Sutherland, Kelby Brown, Kerrville Tivy
2A-Joe Deslette, Mike Jones, Van
1A-Jerry Dechert, Bob Neil, Junction
B-Charlie Chrane, Alfonso Natividad, Pyote

1959

SINGLES

4A-Jack Kamrath, Houston Lamar
3A-Kenneth Uselton, Gladewater

2A-John Heath, Deer Park
1A-Greer Kothmann, Junction
B-Charlie Chrane, Pyote

DOUBLES

4A-Paul Christian, Lilliard Jackson, Wichita Falls
3A-John Simmons, Mark Latham, Greenville
2A-Billy Jackson, Bill Lester, Freer
1A-Johnny Paylor, Paul Kniffen, Clyde
B-Alfonso Natividad, Eduardo Natividad, Pyote

1958

SINGLES

2A-Mac White, Corpus Christi Ray
1A-John Heath, Deer Park
B-Greer Kothmann, Junction

DOUBLES

2A-Tommy Howorth, Earl Van Zandt, Fort Worth Paschal
1A-Frank Street, Eddie Chapen, Commerce
B-James Vandergriff, Van Hubbard, Holliday

1957

SINGLES

2A-Paul Como, Baytown
1A-Jimmy Hassman, San Antonio Houston
B-Hugh Tucker, Clyde

DOUBLES

2A-Stan Ament, Doug Bashrum, Baytown
1A-Bill Carpenter, H.O. Muecke, Kames City
B-Van Hubbard, James Vandergriff, Holliday

1956

SINGLES

2A-Eddie Sledge, Dallas Highland Park
1A-Jimmy Hassman, San Antonio Houston
B-Eddie Strayhorn, Pyote

DOUBLES

2A-Paul Como, Doug Bashrum, Baytown
1A-Gregorio Almarez, Raul Mireles, Falfurrias
B-Ken Craven, Tom Porter, Junction

1955

SINGLES

2A-Richard Keeton, Austin
1A-Bobby Atkins, Rosenberg Lamar Consolidated
B-Kemp Pace, Overton

DOUBLES

2A-Doug Bashrum, Paul Como, Baytown
1A-Billy Roye, Harvey Barber, Alvin
B-Gene Cook, Johnny Kniffen, Clyde

1954

SINGLES

2A-Paul Wilkins, Baytown
1A-Glen Hull, Freer
B-Freddie Kniffen, Clyde

DOUBLES

2A-Laurence Becker, Richard Keeton, Austin
1A-John Meddlin, Larry Patterson, Freer
B-Eddie Strayhorn, Joe Smith, Pyote



1953

SINGLES

2A-James Schmidt, Galveston Ball

1A-B-Buddy Walker, Garland

DOUBLES

2A-Rob Middleton, Tommy Roberts, Baytown Lee

1A-B-Jerry Shelton, Barry Pelton, Garland

1952

SINGLES

2A-James Schmidt, Galveston Ball

1A-B-Don Campbell, Brady

DOUBLES

2A-Rob Middleton, Rollin Russell, Baytown Lee

1A-B-Buddy Walker, Barry Pelton, Garland

1951

SINGLES

2A-John Hernandez, San Antonio Jefferson

1A-B-John Zimmerman, Cuero

DOUBLES

2A-Rob Middleton, Rollin Russell, Baytown Lee

1A-B-Buddy Walker, Barry Pelton, Garland

1950

SINGLES

CITY-John Hernandez, San Antonio Jefferson

2A-Walton Miller, Dallas Highland Park

1A-B-Manuel Hinojosa, Benavides

DOUBLES

CITY-Ronnie Wolf, Dale Miller, San Antonio Jefferson

2A-Tommy Springer, Teddy Pye, El Paso

1A-B-Charles Gordon, Melvin O'Mealey, Pharr-San Juan-Alamo

1949

SINGLES

CITY-John Hernandez, San Antonio Jefferson

2A-Bill Harris, Corpus Christi Miller

1A-B-Rod Williams, Garland

DOUBLES

CITY-Larry Goldbeck, Dan Waggoner, San Antonio Brackenridge

2A-Wayne Bennett, Dan Stansberry, Dallas Highland Park

1A-B-Earl Caldwell, Melvin O'Mealey, Pharr-San Juan-Alamo

1948

SINGLES

CITY-Aaron Cohen, San Antonio Jefferson

2A-Julian Oates, Waco

1A-B-Merwyn McCully, Crane

DOUBLES

CITY-Danny Perkins, Jack Emmert, San Antonio Brackenridge

2A-Bill Harris, Royce Tate, Corpus Christi Miller

1A-B-Hardy Loe, Gene St. John, Alice

1947

SINGLES

Dixon Osborne, Dallas Highland Park

DOUBLES

Bob Alexander, Julian Oates, Waco

1946

SINGLES

Jason Morton, Houston Lamar

DOUBLES

Bobby Harris, Alan Hardy, Corpus Christi Miller

1945

SINGLES

Dick Savitt, El Paso

DOUBLES

Ed Chew, F. Borger, El Paso

1944

SINGLES

Bernard Bartzen, San Angelo

DOUBLES

Bobby Goldfarb, Ed Chew, El Paso

1943

SINGLES

Bernard Bartzen, San Angelo

DOUBLES

Chick Harris, Winston Ellis, Corpus Christi Miller

1942

SINGLES

Clarence Mabry, Alice

DOUBLES

Jack Hight, Bernard Bartzen, San Angelo

1941

SINGLES

Dick Elliott, Trinity

DOUBLES

Frank Whaley, Gordon Best, Corpus Christi Miller

1940

SINGLES

Walter Driver, El Paso Austin

DOUBLES

Robert Lovelace, Frank Whaley, Corpus Christi Miller

1939

SINGLES

Glenn Hewitt, Houston Lamar

DOUBLES

Ben Weil, Robert Lovelace, Corpus Christi Miller

1938

SINGLES

Bobby Curtis, Houston Reagan



DOUBLES

Bruce Kellam, Ralph Eads, Robstown

1937

SINGLES

Bobby Curtis, Houston Heights

DOUBLES

Edward "Moe" Brown, Edward "Lefty" Brown, Waco

1936

SINGLES

Bobby Curtis, Houston Hrights

DOUBLES

Edward Brown, Charles Turner, Waco

1935

SINGLES

Steve Latham, Mason

DOUBLES

Maurice Fincher, Kendall Jones, Abilene

1934

SINGLES

Bobby Kamrath, Austin

DOUBLES

Bobby Kamrath, Edgar Weller, Austin

1933

SINGLES

Paschal Walthall, San Antonio Jefferson

DOUBLES

Bobby Kamrath, Edgar Weller, Austin

1932

SINGLES

Jack Taylor, Austin

DOUBLES

George Ball, Russell Ball, El Paso

1931

SINGLES

Leo Brady, Abilene

DOUBLES

Grady Gray, Bruce Baxter, Austin

1930

SINGLES

W. Hess, Fort Worth Paschal

DOUBLES

Leo Brady, Francis Moore, Abilene

1929

SINGLES

Doc Barr, Dallas Oak Cliff

DOUBLES

Doc Barr, Hugh Freasier, Dallas Oak Cliff

1928

SINGLES

Karl Kamrath, Austin

DOUBLES

George Cound, William Cound, El Paso

1927

SINGLES

Earl Taylor, Austin

DOUBLES

Earl Taylor, Karl Kamrath, Austin

1926

SINGLES

Lawrence Quick, Dallas Oak Cliff

DOUBLES

Bruce Barnes, Earl Taylor, Austin

1925

SINGLES

Lawrence Quick, Dallas Oak Cliff

DOUBLES

Charles Sloan, Mitchell Darby, Houston Central

1924

SINGLES

Lawrence Quick, Dallas Oak Cliff

DOUBLES

Berkeley Bell, Leon Ammann, Austin

1923

SINGLES

William Powers, Wichita Falls

DOUBLES

Tom Mayes, Fred Royer, Dallas Oak Cliff

1922

SINGLES

John Barr, Dallas Oak Cliff

DOUBLES

Douglas Bush, Allen Smith, Waco

1921

SINGLES

Louis Thalheimer, Dallas Oak Cliff

DOUBLES

Louis Thalheimer, John Barr, Dallas Oak Cliff

1920

SINGLES

Lewis White, Austin



DOUBLES

Charles Willis, Seth Birdwell, Tyler

1919

SINGLES

Dewey Smalley, Cuero

DOUBLES

Dewey Smalley, Albert Leissner, Cuero

1918

DOUBLES

John Wilson, Charles Wilson, Hondo

1917

DOUBLES

Spohn Welch, Leslie Coleman, Corpus Christi Miller

1916

DOUBLES

Fritz Daniels, Charles Granger, Austin

1915

DOUBLES

D. Childress, C. Triggs, Cameron

1914

DOUBLES

Everett Rittenour, Curtis Walker, Beeville

FOUR-TIME STATE CHAMPIONS

Name, School	Titles
Greer Kothmann, Junction	B:1958-S; 1A:1959-S, 60-S, 61-S
Ralph Sandell, Pyote	B:1960-S, 61-S, 62-S, 63-S
Dan O'Bryant, Sabinal	B:1962-D; 1A:63-S, 64-S, 65-S
Danny Hubbard, Pearsall	2A:1967-S, 68-S, 69-S, 70-S
Steve Denton, Bishop	3A:1972-S, 73-S, 74-S, 75-S
Bart Bernstein, Wharton	3A:1974-S, 75-S, 76-S, 77-D
Swint Friday, Barksdale Nueces Canyon	1A:1983-S, 84-S, 85-S, 86-S
Bill Lehmborg, Mason	2A: 1985-D, 86-D, 87-D, 88-D
Clint Reichenau, Mason	2A: 1985-D, 86-D, 87-D, 88-D
Ben Fortune, San Antonio Cole	2A:1995-S, 96-S; 3A:1997-S, 98-S
Colter Williams, Rotan	1A:2001-S, 02-S, 03-S, 04-S
Austin Klores, Franklin	2A:2005-S, 06-S, 07-S, 08-S
Matt Banner, Mason	1A:2009-S, 10-S, 11-S, 12-S
Riley Rambo, Menard	1A:2011-MD, 12-MD, 13-MD, 14-MD
Reese Cook, Tuscola Jim Ned	2A:2013-S, 14-S; 3A:2015-S, 16-S
Dillon Humpal, Corpus Christi London	2A:2014-S, 15-S, 16-S; 3A:2017-S

THREE-TIME STATE CHAMPIONS

Name, School	Titles
Lawrence Quick, Dallas Oak Cliff	ALL: 1924-S, 25-S, 26-S
Bobby Kamrath, Austin	ALL: 1933-D, 34-S, 34-D
Bobby Curtis, Houston Heights	ALL: 1936-S, 37-S, 38-S
Rob Middleton, Baytown Lee	2A: 1951-D, 52-D, 53-D
Barry Pelton, Garland	1A-B: 1951-D, 52-D, 53-D

Buddy Walker, Garland	1A-B: 1951-D, 52-D, 53-D
Doug Bashrum, Baytown	2A: 1955-D, 56-D, 57-D
Paul Como, Baytown	2A: 1955-D, 56-D, 57-S
Don Adams, Crane	2A: 1971-D, 72-D, 73-D
Trent Dyer, Baird	1A: 1980-S, 81-S, 82-S
Satyen Patel, Canyon	3A: 1991-D, 93-S, 93-D
Luke Hawk, Clyde	3A: 2004-S, 05-S, 06-S
Andy Cariens, Levelland	3A: 2005-D, 06-D, 07-S
Jake Russ, Franklin	2A: 2007-MD, 08-MD, 09-MD
Colin Bumann, Abilene Wylie	3A: 2010-D, 11-D, 12-D
Bryson Fowlkes, Abilene Wylie	3A: 2010-D, 11-D, 12-D
Rayce Roberson, Abilene Wylie	3A: 2012-S, 13-S, 14-S
Dominic Gibson, Lenorah Grady	1A: 2016-S, 17-S, 18-S
Colton Chitsey, Wall	3A:2016-MD, 18-D, 19-D
Roman Coe, Mason	2A:2017-D, 18-D, 19-D
Ethan Powell, Mason	2A:2017-MD, 18-D, 19-D
Texas Ranger Schmidt, Barksdale Nueces Canyon	1A: 2019-S, 2021-S, 2022-S



Austin Klores - Franklin

First year of UIL competition: 1993-94

State Tournament Structure

Softball was sanctioned in 1993 with Conference 5A. From 1994-95, Conference 3A was added. Conferences 2A-5A were played from 1996-2000. Conference 1A joined the schedule in 2001. With the addition of Conference 6A to the UIL in 2015, all conferences were elevated one level and Conference 1A was discontinued. In 2017 a conference 1A playoff bracket and state champion were added, with conferences 1A and 2A aligned together throughout district play.

Evolution of UIL Softball State Tournament

Season	# Playoff Teams advancing from each district
1993	2 teams 5A
1994-95	2 Teams 3A&5A
1996	3 teams 5A; 2 teams other conferences
1997-98	3 teams 4A-5A; 2 teams other conferences

1999-00	3 teams all conferences
2001-06	3 teams 2A-5A; 2 teams 1A
2007-08	4 teams 5A; 3 teams other conferences
2009-13	4 teams 4A-5A; 3 teams 1A-3A
2014	4 teams 2A-5A; 3 teams 1A
2015	4 teams 3A-6A; 3 teams 2A
2016	4 teams 2A-6A
2017-	4 teams 2A-6A; 2 teams 1A (Aligned w/ 2A Reg. Season)

Location History

The state tournament has been held in three locations during its history. The event started in Austin at the Pleasant Valley Sports Complex (1993-2000), before ending up at its current location in Austin on the campus of the University of Texas at McCombs Field (2001-). The Conference 1A Semifinals were played at Dee Dillon Field in Belton on the campus of Mary Hardin-Baylor from 2017-19. (Note: The championship games of some conferences were played at McCombs Field in 1998 and 2000.)



D'Hanis - 2019 Conference 1A Softball Champions



TEAM CHAMPIONS

2023

6A-Pearland (41-3)
 5A-Montgomery Lake Creek (40-0)
 4A-Corpus Christi Calallen (30-6-2)
 3A-Coahoma (36-3)
 2A-Weimar (40-6-1)
 1A-Hermleigh (22-6)

2022

6A-Northside O'Connor (32-1)
 5A-Montgomery Lake Creek (44-1)
 4A-Liberty (38-6)
 3A-Hallettsville (35-3)
 2A-Crawford (29-2)
 1A-D'Hanis (24-7-1)

2021

6A-Deer Park (40-8)
 5A-Mont Belvieu Barbers Hill (42-2)
 4A-Liberty (33-7)
 3A-Rains (39-1)
 2A-Stamford (32-5)
 1A-Dodd City (17-3)

2020

(Cancelled due to COVID-19 Pandemic)

2019

6A-Katy (37-2)
 5A-Angleton (39-2)
 4A-Huffman Hargrave (38-7-1)
 3A-Rains (34-1)
 2A-Crawford (36-3)
 1A-D'Hanis (24-7-1)

2018

6A-Humble Atascocita (35-7)
 5A-Forney (33-6)
 4A-Liberty (31-13)
 3A-Santa Gertrudis Academy (40-1)
 2A-Bells (28-8)
 1A-Slocum (19-3)

2017

6A-Keller (35-6-1)
 5A-Lewisville The Colony (33-7)
 4A-Krum (39-4)
 3A-Little River-Academy (37-8)
 2A-Bells (32-3)
 1A-Slocum (19-14)

2016

6A-Keller (32-7)
 5A-North Richland Hills Birdville (30-10)
 4A-La Grange (40-2)
 3A-West (36-7)
 2A-Shiner (31-5)

2015

6A-Katy (36-6)
 5A-Aledo (23-1)
 4A-Huffman Hargrave (30-5)
 3A-East Bernard (37-2)
 2A-Shiner (30-5-1)

2014

5A-Deer Park (39-6)
 4A-Aledo (33-4)
 3A-La Grange (40-2)
 2A-Crawford (35-1-1)
 1A-Weimar (24-8-1)

2013

5A-Lewisville (31-13)
 4A-Buda Hays (32-10)
 3A-Hudson (38-7-1)
 2A-Pilot Point (40-2-1)
 1A-Weimar (35-3)

2012

5A-Deer Park (31-8)
 4A-Comal Smithson Valley (30-6)
 3A-Lufkin Hudson (36-5)
 2A-Crawford (36-2)
 1A-Flatonia (30-5)

2011

5A-Conroe The Woodlands (44-1)
 4A-Santa Fe (37-6)
 3A-Celina (36-6-3)
 2A-Danbury (39-3)
 1A-Shiner (32-4)

2010

5A-Pearland (37-6-1)
 4A-Waco Midway (36-5-1)
 3A-Paris North Lamar (35-5)
 2A-George West (33-6)
 1A-Forsan (28-4)

2009

5A-Comal Smithson Valley (30-5)
 4A-New Braunfels Canyon (38-3)
 3A-Needville (35-8)
 2A-Brock (31-8)

1A-Forsan (26-9)

2008

5A-Alvin (35-9)
 4A-Aledo (38-1-1)
 3A-Huntington (30-3-1)
 2A-East Bernard (30-4-1) 1A-Shiner (24-6)

2007

5A-Garland (38-9-2)
 4A-Boerne (38-9)
 3A-Castroville Medina Valley (34-11)
 2A-Troy (35-3)
 1A-Bosqueville (26-7)

2006

5A-Garland (35-2)
 4A-Orange Little Cypress-Mauriceville (30-2)
 3A-West Columbia Columbia (37-1)
 2A-Weimar (27-9)
 1A-Clyde Eula (27-5)

2005

5A-Keller (35-2)
 4A-Brenham (38-5-1)
 3A-La Grange (25-12)
 2A-Elysian Fields (34-10-1)
 1A-Windthorst (18-7)

2004

5A-Fort Bend Elkins (39-0)
 4A-Crowley (27-6)
 3A-Lindale (22-4-2)
 2A-Danbury (26-5)
 1A-Windthorst (19-3)

2003

5A-Keller (31-5)
 4A-Crowley (31-2)
 3A-Kirbyville (29-2)



Lindale - 2004 Conference 3A Softball State Champions



Coppell - 2001 Conference 5A Softball Champions

2A-Weimar (31-2)
1A-Flatonia (18-11)

2002

5A-Bryan (33-7)
4A-Frisco (36-1)
3A-Splendora (30-4)
2A-Weimar (32-1-1)
1A-Shiner (16-5)

2001

5A-Coppell (29-1)
4A-Comal Smithson Valley (31-5)
3A-Sanger (25-2-1)
2A-Archer City (23-3)
1A-Shiner (22-4)

2000

5A-Freeport Brazosport (37-0)
4A-Weatherford (34-0)
3A-Kennedale (26-6-1)
2A-Troy (21-8)

1999

5A-North Richland Hills Richland (33-10-1)
4A-Magnolia (35-3)
3A-Robinson (23-4)
2A-Alto (38-2)

1998

5A-Klein Oak (29-9)
4A-Waco Midway (31-3-2)
3A-Kennedale (26-5-2)
2A-Coahoma (24-7)

1997

5A-Pasadena Dobie (17-13)
4A-La Marque (25-8-1)
3A-Pollock Central (26-6)
2A-Hawley (32-1-1)

1996

5A-Pearland (30-6)
4A-Brenham (34-7-1)

3A-Sweeny (25-5)
2A-Blooming Grove (20-6)

1995

5A-Pasadena Dobie (33-0)
3A-Hawley (23-2)

1994

5A-Angleton (24-8)
3A-Mount Vernon (20-1)

1993

5A-Pasadena Dobie (24-3)

MOST TITLES

School	Titles
Shiner	6
Weimar	6
Crawford	4
Keller	4
Aledo	3
Comal Smithson Valley	3
Deer Park	3
La Grange	3
Liberty	3
Pasadena Dobie	3
Pearland	3

MOST APPEARANCES

School	Appearances
Coahoma	12
Shiner	12
Waco Midway	10
Weimar	10
Keller	9
Brock	8
Comal Smithson Valley	7
Crawford	7
Pearland	7
Aledo	6
Deer Park	6
D'Hanis	6

Dodd City	6
Northside O'Connor	6
West	6
Brenham	5
Comal Canyon	5
Dripping Springs	5
Forney	5
Hawley	5
La Grange	5
Santa Gertrudis Academy	5
Slocum	5
Tomball	5
Windthorst	5

MOST COACHING TITLES

Coach	School (Years)	Titles
Kirk Allen		4
Crawford	(2A:2012,14,19,22)	
Roger Maupin		4
Weimar	(2A:2006; 1A:2013-14; 2A:2023)	
Karen Slack		3
Liberty	(4A:2017,21-22)	
Carrie Austgen		2
Deer Park	(5A:2012,14)	
Arthur Behrend		2
LaGrange	(3A:2014; 4A:16)	
Steven Cerny		2
Shiner	(2A:2015-16)	
Wayne Daigle		2
Comal Smithson Valley	(4A:2001; 5A:09)	
Scott Delozier		2
Rains	(3A: 2019,21)	
Jimmy Eby		2
Hudson	(3A:2012-13)	
Rhonda Foster		2
Pasadena Dobie	(5A:1995,97)	
Moe Fritz		2
Keller	(5A:2003,05)	
Aaron Fuller		2
Buda Hays	(4A:2013), MB Barbers Hill (5A:2021)	
David Goetz		2
Shiner	(1A:2001-02)	
Kalum Haack		2
Katy	(6A:2015,19)	
Melissa Hansen		2
Danbury	(2A:2004,11)	
Dorris Hattermann		2
Weimar	(2A:2002-03)	
David Ives		2
Slocum	(1A:2017-18)	
Rita Jordan		2
Hawley	(3A:1995; 2A:97)	
Jeff Lemons		2
Aledo	(4A:2014; 5A:15)	
Jose Martinez		2
D'Hanis	(1A: 2019, 22)	
Mark McCorkle		2
Windthorst	(1A:2004-05)	
Laura Moore		2
Crowley	(4A:2003-04)	
Cindy Mosteller		2
Garland	(5A:2006-07)	
Bryan Poehler		2
Keller	(6A:2016-17)	
Shanna Roberts		2



Forsan (1A:2009-10)
 Sherry Rogers 2
Waco Midway (4A:1998,2010)
 Brandon Siegel 2
Shiner (1A:2008,11)
 Kristina Stephens 2
Bells (2A:2017-18)
 Rodney Stryk 2
Flatonía (1A:2003,12)

RECORD BOOK

6A

INDIVIDUAL (BATTING)

Runs Scored -- 3 -- Tori Whillock, Katy (vs. Klein Collins) 2019; Mia Cantu, Klein Collins (vs. Comal Canyon) 2019; Kylee Jacks, Klein Collins (vs. Comal Canyon) 2019; Lauren Bazan, Humble Atascocita (vs. Plano) 2018; Anna Olejniczak, Humble Kingwood (vs. Deer Park) 2013; Haley Harrison, Deer Park (vs. Northside O'Connor) 2012; Haley Harrison, Deer Park (vs. Klein Collins) 2012; Shay Rossow, Austin Bowie (vs. Tomball) 2010; Kirsten Shortridge, Keller (vs. Smithson Valley) 2006; Heather Martinez, Pasadena Dobie (vs. Humble) 1995; Crystal Conn, Tomball (vs. Marshall) 1994; Heather Martinez, Pasadena Dobie (vs. El Paso Bel Air) 1993
Runs Scored (Tournament) -- 6 -- Haley Harrison, Deer Park, 2012
Hits -- 4 -- Tia Warsop, Mansfield Lake Ridge (vs. Deer Park) 2022; Kenedy Hines, Klein Collins (vs. Comal Canyon) 2019; Angelica Gonzales, Klein Collins (vs. Plano East) 2012; Heather Martinez, Pasadena Dobie (vs. El Paso Bel Air) 1993; Stacy Chambers, Humble Kingwood (vs. El Paso Bel Air) 1993
Hits (Tournament) -- 5 -- Lauren Bazan, Humble Atascocita; Devann Hebert, Deer Park, 2014; Sidney Salmans, Conroe The Woodlands, 2014; Haley Harrison, Deer Park, 2012; Caitlin Plocheck, Deer Park, 2012; Kristen Davenport, Deer Park, 2012; Alana Tinker, Deer Park, 2012; Krystle Huey, Garland, 2006; Kirsten Shortridge, Keller, 2006; Heather Martinez, Pasadena Dobie, 1995
Doubles (Tournament) -- 3 -- Leighann Goode, Northside O'Connor, 2022
Triples (Tournament) -- 2 -- Jacqueline Ramos, Austin Bowie, 2017; Arianna Zernal, Humble Kingwood, 2013; Brianna Love, Garland, 2006
Home Runs (Tournament) -- 2 -- Jada Munoz, Northside O'Connor, 2022; Caitlin Plocheck, Deer Park, 2014
Runs Batted In -- 5 -- Christa Williams, Pasadena Dobie (vs. Humble) 1995
Runs Batted In (Tournament) -- 6 -- Kristen Davenport, Deer Park, 2012
Walks -- 3 -- Catarina Esteves, Austin Bowie (vs. Northside Brennan) 2017; Amber Jasso, San Benito (vs. Lewisville) 2013; Matte Haack, Katy (vs. Garland) 2007
Walks (Tournament) -- 4 -- Kourtney Williams, Keller, 2016

INDIVIDUAL (PITCHING)

Strikeouts -- 22 -- Kirsten Shortridge, Keller (vs. Garland) (15 innings), 2005
Strikeouts (Tournament) -- 34 -- Kirsten Shortridge, Keller, 2005; Nicole Neuerburg, Freeport Brazosport,

2000
Perfect Games -- Christa Williams, Pasadena Dobie (vs. Plano East) 1995 (6 Innings)
No-Hitters -- Christa Williams, Pasadena Dobie (vs. Humble) 1995 (6 Innings); Melissa Coronado, Pearland (vs. Keller) 1996 (9 Innings)

INDIVIDUAL (BASERUNNING)

Stolen Bases -- 4 -- Sidney Salmans, Conroe The Woodlands (vs. San Antonio Southwest) 2014
Stolen Bases (Tournament) -- 5 -- Sidney Salmans, Conroe The Woodlands, 2014

TEAM (BATTING)

Runs Scored -- 13 -- Deer Park (vs. Northside O'Connor) 2012; Angleton (vs. Tomball) 1994; Tomball (vs. Northside Marshall) 1994
Runs Scored (Inning) -- 10 -- Deer Park (vs. Northside O'Connor) 2012
Runs Scored (Tournament) -- 19 -- Deer Park, 2012
Runs Scored (Combined-Game) -- 15 -- Deer Park vs. Northside O'Connor, 2012; Angleton, vs. Tomball, 1994
Hits -- 17 -- Tomball (vs. Marshall) 1994; Pasadena Dobie (vs. El Paso Bel Air) 1993
Hits (Tournament) -- 28 -- Deer Park, 2012
Doubles -- 4 -- Northside O'Connor (vs. El Paso Americas) 2022; San Antonio Southwest (vs. Conroe The Woodlands) 2014
Doubles (Tournament) -- 6 -- Northside O'Connor, 2022
Triples -- 2 -- Comal Canyon (vs. Conroe Oak Ridge) 2018; Conroe The Woodlands (vs. Pearland) 2011
Triples (Tournament) -- 2 -- Comal Canyon, 2018; Austin Bowie, 2017; Humble Kingwood, 2013; Conroe The Woodlands, 2011
Home Runs -- 2 -- Northside O'Connor (vs. Mansfield Lake Ridge) 2022; Conroe The Woodlands (vs. San Antonio O'Connor) 2011
Home Runs (Tournament) -- 3 -- Northside O'Connor, 2022
Runs Batted In -- 13 -- Deer Park (vs. Northside O'Connor) 2012; Angleton (vs. Tomball) 1994
Runs Batted In (Tournament) -- 18 -- Deer Park, 2012
Walks -- 8 -- Keller (vs. Humble Atascocita) 2016
Walks (Tournament) -- 13 -- Keller, 2016

TEAM (BASERUNNING)

Stolen Bases -- 9 -- Conroe The Woodlands (vs. San Antonio Southwest) 2014
Stolen Bases (Tournament) -- 13 -- Conroe The Woodlands, 2014

5A

INDIVIDUAL (BATTING)

Runs Scored -- 4 -- Clarissa Gonzalez, Buda Hays (vs. Lucas Lovejoy) 2013
Runs Scored (Tournament) -- 5 -- Madelyn Lopez, Montgomery Lake Creek, 2022; Carmen Uribe, Montgomery Lake Creek, 2022; Clarissa Gonzalez, Buda Hays, 2013; Megan Armistead, Montgomery, 2012; Megan Hill, Comal Smithson Valley, 2012
Hits -- 4 -- Gianna Valforte, N. Richland Hills Birdville (vs. Frisco) 2016; Clarissa Gonzalez, Buda Hays (vs. Lucas Lovejoy) 2013; Sara Williamson, Weatherford (vs. Comal Smithson Valley) 1999; Angela Faust,

Waco Midway (vs. Colleyville Heritage) 1998
Hits (Tournament) -- 7 -- Gianna Valforte, North Richland Hills Birdville, 2016
Doubles (Tournament) -- 3 -- Elena Garcia, North Richland Hills Birdville, 2016; Donna Ulrickson, Weatherford, 2000
Triples (Tournament) -- 2 -- Riley Sartain, Aledo, 2014; Devon Tunning, Montgomery, 2012
Home Runs (Tournament) -- 1 -- 31 players tied
Runs Batted In -- 5 -- Nicole Ochotnicki, Cedar Park Vista Ridge (vs. Hallsville) 2015
Runs Batted In (Tournament) -- 5 -- Nicole Ochotnicki, Cedar Park Vista Ridge, 2015; Devon Tunning, Montgomery, 2012
Walks -- 3 -- Jacee Hamlin, Lewisville The Colony (vs. Corpus Christi Calallen) 2019; Hannah Earls, Willis (vs. Dripping Springs) 2017; Macy Baker, Crowley (vs. Mesquite Poteet) 2003; Niki Olsen, Weatherford (vs. Comal Smithson Valley) 1999
Walks (Tournament) -- 3 -- Jacee Hamlin, Lewisville The Colony, 2019; Hannah Earls, Willis, 2017; McKaylee Pittman, Aledo, 2008; Cody Trahan, Little Cypress-Mauriceville, 2006; Macy Baker, Crowley, 2003; Niki Olsen, Weatherford, 1999; Kiamesha Rogers, La Marque, 1997

INDIVIDUAL (PITCHING)

Strikeouts -- 22 -- Whitney Canion, Aledo (vs. Nederland) 2008
Strikeouts (Tournament) -- 34 -- Cody Trahan, Little Cypress-Mauriceville, 2006; Meagan Denny, Crowley, 2004
Perfect Games -- Jamie Kemper, Brenham (vs. Brownwood) 1996 (5 Innings)
No-Hitters -- Demetria Douglas, La Marque (vs. Beeville Jones) 1997 (7 Innings); Kemetria Ward, Waco Midway (vs. Magnolia) 2010 (8 Innings)



Christia Williams - Pasadena Dobie



INDIVIDUAL (BASERUNNING)

Stolen Bases -- 3 -- Macy Graf, Aledo (vs. Mt. Belvieu Barbers Hill) 2021; Mia Scott, Angleton (vs. Forney) 2019; Jacee Hamlin, Lewisville The Colony (vs. Willis) 2017
Stolen Bases (Tournament) -- 4 -- Macy Graf, Aledo, 2021

TEAM (BATTING)

Runs Scored -- 12 -- Cedar Park Vista Ridge (vs. Hallsville) 2015
Runs Scored (Inning) -- 8 -- Comal Smithson Valley (vs. Waco Midway) 2012
Runs Scored (Tournament) -- 20 -- Comal Smithson Valley, 2012
Runs Scored (Combined-Game) -- 20 -- Comal Smithson Valley vs. Waco Midway, 2012
Hits -- 17 -- Cedar Park Vista Ridge (vs. Hallsville) 2015
Hits (Tournament) -- 30 -- Lucas Lovejoy, 2013
Doubles -- 5 -- Richmond Foster (vs. Fort Worth Arlington Heights) 2018
Doubles (Tournament) -- 7 -- North Richland Hills Birdville, 2016
Triples -- 2 -- Georgetown (vs. Aledo) 2021; Aledo (vs. Buda Hays) 2014; Montgomery (vs. Forney) 2012; Brenham (vs. Comal Smithson Valley) 2002; Weatherford (vs. Brenham) 2000
Triples (Tournament) -- 2 -- Georgetown, 2021; Aledo, 2014; Ennis, 2014; Montgomery, 2012; Brenham, 2002; Weatherford, 2000
Home Runs -- 2 -- Aledo (vs. Georgetown) 2021
Home Runs (Tournament) -- 2 -- Aledo, 2021; Aledo, 2015; Forney, 2011; Brenham, 1996
Runs Batted In -- 11 -- Cedar Park Vista Ridge (vs. Hallsville) 2015; Buda Hays (vs. Lucas Lovejoy) 2013; Montgomery (vs. Forney) 2012
Runs Batted In (Tournament) -- 19 -- Montgomery, 2012
Walks -- 6 -- Aledo (vs. Georgetown) 2021; Lewisville The Colony (vs. Corpus Christi Callallen) 2019; Aledo (vs. Ennis) 2014
Walks (Tournament) -- 9 -- Aledo, 2021; Lucas Lovejoy, 2013

TEAM (BASERUNNING)

Stolen Bases -- 8 -- Brenham (vs. Northwest) 2005
Stolen Bases (Tournament) -- 9 -- Montgomery Lake Creek, 2023

4A

INDIVIDUAL (BATTING)

Runs Scored -- 5 -- Renee Wright, Sweeny (vs. Hudson) 1995
Runs Scored (Tournament) -- 6 -- Monica Surratt, Mount Vernon, 1994
Hits -- 4 -- Taylor Hinojosa, Snyder (vs. Van) 2014; Alyssa Pierce, Hudson (vs. Mineola) 2013; Shelby Miller, Sweeny (vs. West) 2011; Jessica Hudson, Sanger (vs. Sinton) 2001; Janetta Grovey, Sweeny (vs. Bellville) 1996; Rachel Wright, Sweeny (vs. Hudson) 1995
Hits (Tournament) -- 5 -- Hollie Thomas, Liberty, 2023; Christin Haygood, Huffman Hargrave, 2019; Bryli Lee, Hudson, 2013; Manda Wilmoth, Mineola, 2013; Taylor Sullins, West, 2010; Rebecca Kwapich, Castroville Medina Valley, 2007; Natalie Rodriguez, Columbia,

2006; Jessica Hudson, Sanger, 2001; Janetta Grovey, Sweeny, 1996; Michelle Long, Mount Vernon, 1994
Doubles (Tournament) -- 3 -- Audryna Almaraz, Corpus Christi Calallen, 2023; Lorena Barnes, Burkburnett, 2007
Triples (Tournament) -- 2 -- Mikaelah Burkland, Liberty, 2018; Briana Angel, La Grange, 2016; Carrie Arthur, Malakoff Cross Roads, 1994
Home Runs (Tournament) -- 1 -- 23 players tied
Runs Batted In -- 5 -- Hollie Thomas, Liberty (vs. Decatur) 2023; Ali Galaz, Mineola (vs. La Grange) 2013; Alyssa Dotson, Hudson (vs. Mineola) 2013; Michelle Long, Mount Vernon (vs. Clyde) 1994
Runs Batted In (Tournament) -- 8 -- Michelle Long, Mount Vernon, 1994
Walks -- 4 -- Resia Minshew, Mount Vernon (vs. Farmersville) 1995
Walks (Tournament) -- 4 -- Lauren Mata, Corpus Christi Calallen, 2021; Jennie Enfield, Hawley, 1995; Resia Minshew, Mount Vernon, 1995

INDIVIDUAL (PITCHING)

Strikeouts -- 27 -- Melissa Collins, Splendora (vs. Decatur) 2002
Strikeouts (Tournament) -- 41 -- Melissa Collins, Splendora, 2002
No-Hitters -- Amanda Cobb, Hawley (vs. Grand Saline) 1995 (5 Innings)

INDIVIDUAL (BASERUNNING)

Stolen Bases -- 5 -- Leo Terry, Rains (vs. Vernon) 2018
Stolen Bases (Tournament) -- 5 -- Leo Terry, Rains, 2018

TEAM (BATTING)

Runs Scored -- 23 -- Sweeny (vs. Hudson) 1995
Runs Scored (Inning) -- 9 -- Sweeny (vs. Hudson) 1995; Clyde (vs. Robinson) 1994
Runs Scored (Tournament) -- 21 -- Hudson, 2013
Runs Scored (Combined-Game) -- 28 -- Van vs. Snyder, 2014
Hits -- 17 -- Sweeny (vs. Hudson) 1995
Hits (Tournament) -- 26 -- Hudson, 2012
Doubles -- 5 -- Corpus Christi Calallen (vs. Aubrey) 2023; Hudson (vs. Henderson) 2012; West (vs. Sweeny) 2011
Doubles (Tournament) -- 8 -- Corpus Christi Calallen, 2023
Triples -- 2 -- Liberty (vs. Vernon) 2018; La Grange (vs. Paris North Lamar) 2016; Needville (vs. Texarkana Pleasant Grove) 2015; Paris North Lamar (vs. Waco Robinson) 2010; Celina (vs. Longview Spring Hill) 2009; Malakoff Cross Roads (vs. Mount Vernon) 1994; Devine (vs. Bellville) 1994
Triples (Tournament) -- 3 -- Liberty, 2018; La Grange, 2016
Home Runs -- 3 -- Corpus Christi Calallen (vs. Iowa Park) 2021
Home Runs (Tournament) -- 4 -- Corpus Christi Calallen, 2021
Runs Batted In -- 16 -- Sweeny (vs. Hudson) 1995
Runs Batted In (Tournament) -- 18 -- Hudson, 2013
Walks -- 9 -- Iowa Park, 2021; Hawley (vs. Grand Saline) 1995
Walks (Tournament) -- 13 -- Sweeny, 2022; Corpus Christi Calallen, 2021

TEAM (BASERUNNING)

Stolen Bases -- 6 -- Rains (vs. Vernon) 2018; Sweeny (vs. Wylie) 1996
Stolen Bases (Tournament) -- 6 -- Huffman Hargrave, 2019; Rains, 2018; Sweeny, 1996; Mount Vernon, 1994

3A

INDIVIDUAL (BATTING)

Runs Scored -- 4 -- Brittany Johnson, Nacogdoches Central Heights (vs. Danbury) 2011
Runs Scored (Tournament) -- 5 -- Madison Rodgers, Coahoma, 2022; Hailey Fuentes, Diboll, 2021; Jessica Tomchesson, Crawford, 2014; Regan Kasperek, Weimar, 2003
Hits -- 4 -- Avery Rodriguez, Coahoma, 2022; Hailey Fuentes, Diboll (vs. Rains) (vs. Holliday) 2021; Kenzi Lange, Hallettsville (vs. Danbury) 2019; Savannah Martin, Nacogdoches Central Heights (vs. Wall) 2011; Leslie Penick, Nacogdoches Central Heights (vs. Wall) 2011; Maggie Ham, George West (vs. Brock) 2010



Courtney Repka - East Bernard

Hits (Tournament) -- 8 -- Hailey Fuentes, Diboll, 2021
Doubles (Tournament) -- 3 -- Hailey Fuentes, Diboll, 2021
Triples (Tournament) -- 2 -- Morgan Groppe, Crawford, 2014; Brandy Hart, Coahoma, 1998
Home Runs (Tournament) -- 2 -- Hannah Wells, Coahoma, 2022
Runs Batted In -- 6 -- Hannah Wells, Coahoma (vs. Franklin) 2022
Runs Batted In (Tournament) -- 8 -- Hannah Wells, Coahoma, 2022
Walks -- 3 -- Miranda Gonzalez, Santa Gertrudis Academy (vs. Hawley) 2013; Salina Chapa, George West (vs. Early) 2010; Ami Martinez, Coahoma (vs. Elysian Fields) 2005; Cassie Tindol, Coahoma (vs.



Blooming Grove) 1996

Walks (Tournament) -- 3 -- Karleigh Burt, Coahoma, 2022; Leo Terry, Rains, 2019; Samantha Show, East Bernard, 2015; Miranda Gonzalez, Santa Gertrudis Academy, 2013; Salina Chapa, George West, 2010; Ami Martinez, Coahoma, 2005; Cassie Tindol, Coahoma, 1996

INDIVIDUAL (PITCHING)

Strikeouts -- 18 -- Sam Show, East Bernard (vs. Comanche) 2015

Strikeouts (Tournament) -- 31 -- Maggie Ham, George West, 2010; Courtney Repka, East Bernard, 2008

Perfect Games -- Saidi Castillo, Santa Gertrudis Academy (vs. Brock) 2018 (7 Innings)

No-Hitters -- Amanda Cobb, Hawley (vs. Shiner) 1997 (7 Innings); Cherise Klekar, Hallettsville (vs. Early) 2009 (7 Innings)

INDIVIDUAL (BASERUNNING)

Stolen Bases -- 2 -- Hanna Zachary, Hallettsville (vs. Mount Vernon) 2022; Evelyn Perkins, Holliday (vs. Diboll) 2021; Presley McAree, Rains (vs. Brock) 2019; Peyton Blythe, Hughes Springs (vs. Grandview) 2018; Camille Grahmann, Hallettsville (vs. Whitewright) 2015; Kelbi Fortenberry, East Bernard (vs. Hawley) 2014; Jenny Calhoun, Troy (vs. Aubrey) 2007; Bailey Reynolds, Clyde Eula (vs. Aubrey) 2004; Macy Mager, Danbury (vs. Aubrey) 2004; Kristi Tunnell, Blooming Grove (vs. Coahoma) 1996

Stolen Bases (Tournament) -- 3 -- Hanna Zachary, Hallettsville, 2022; Presley McAree, Rains, 2019

TEAM (BATTING)

Runs Scored -- 17 -- Nacogdoches Central Heights (vs. Wall) 2011

Runs Scored (Inning) -- 10 -- Hallettsville (vs. Danbury) 2019

Runs Scored (Tournament) -- 19 -- Coahoma, 2022; Danbury, 2011

Runs Scored (Combined-Game) -- 24 -- Coahoma vs. Franklin, 2022

Hits -- 20 -- Blooming Grove (vs. Jarrell) 1998

Hits (Tournament) -- 27 -- Blooming Grove, 1998

Doubles -- 5 -- Diboll (vs. Holliday) 2021

Doubles (Tournament) -- 7 -- Diboll, 2021

Triples -- 2 -- Hallettsville (vs. Whitewright) 2015;

Crawford (vs. East Bernard) 2014; Crawford (vs. Danbury) 2012; Coahoma (vs. Blooming Grove) 1998

Triples (Tournament) -- 3 -- Crawford, 2012; Coahoma, 1998

Home Runs -- 2 -- Coahoma (vs. Franklin) 2022

Home Runs (Tournament) -- 2 -- Coahoma, 2022

Runs Batted In -- 15 -- Nacogdoches Central Heights (vs. Wall) 2011

Runs Batted In (Tournament) -- 17 -- Weimer, 2003


Walks -- 7 -- Santa Gertrudis Academy (vs. Hawley) 2013

Walks (Tournament) -- 10 -- Crawford, 2014

TEAM (BASERUNNING)

Stolen Bases -- 7 -- Blooming Grove (vs. Coahoma) 1996

Stolen Bases (Tournament) -- 13 -- Blooming Grove, 1996



Bella Smith - Bells

2A

INDIVIDUAL (BATTING)

Runs Scored -- 4 -- Mackinly Pilat, Shiner (vs. Windthorst) 2016

Runs Scored (Tournament) -- 6 -- Mackinly Pilat, Shiner, 2016

Hits -- 4 -- Bella Smith, Bells (vs. Albany) 2018; Holly Haas, Shiner (vs. Lindsay) 2011; Melissa Boedeker, Shiner (vs. Brock) 2001

Hits (Tournament) -- 6 -- Bella Smith, Bells, 2018; Ashlyn Teran, Normangee, 2018; Courtney Mica, Flatonia, 2012; Melissa Boedeker, Shiner, 2001

Doubles (Tournament) -- 2 -- Mattison Buster, Como-Pickton, 2023; Taylor Smith, Weimar, 2023; Makey Dunbar, Crawford, 2019; Bella Smith, Bells, 2018; Ashley Sloan, Bells, 2018; Ashlyn Teran, Normangee, 2018; Kailey Williams, Shiner, 2017; Cheyenne Floyd, Bells, 2017; Hannah Nevlud, Shiner, 2016; Cece Darilek, Shiner, 2016; Baylee Cochran, Harleton, 2014; Hunter Ervin, Weimar, 2014; Alicia Alvarez, Albany, 2013; Amanda Longorio, Forsan, 2010; Courtney Clark, Clyde Eula, 2006

Triples (Tournament) -- 2 -- Taylor Lindsay, Beckville, 2013

Home Runs (Tournament) -- 2 -- Bella Smith, Bells, 2017; Taylor Williams, Flatonia, 2012

Runs Batted In -- 5 -- Bella Smith, Bells (vs. Albany) 2018; Holly Haas, Shiner (vs. Lindsay) 2011

Runs Batted In (Tournament) -- 7 -- Bella Smith, Bells, 2018; Ashlyn Teran, Normangee, 2018

Walks -- 4 -- Haley Lowrance, Malakoff Cross Roads (vs. Forsan) 2010

Walks (Tournament) -- 4 -- Maddie Dow, Ivanhoe Rayburn, 2013; Haley Lowrance, Malakoff Cross Roads, 2010

INDIVIDUAL (PITCHING)

Strikeouts -- 18 -- Macall Salmon, Elkhart Slocum (vs. Burton), 2004

Strikeouts (Tournament) -- 26 -- Macall Salmon, Elkhart Slocum, 2004

Perfect Games -- Randi Carol Phillips, Harleton (vs. Hubbard) 2014 (7 Innings); Cece Darilek, Shiner (vs.

Windthorst) 2016 (5 Innings)

No-Hitters -- Ashley Jones, Joaquin (vs. Collinsville) 2001 (9 Innings); Amber Wolf, Windthorst (vs. Elkhart Slocum) 2003 (7 Innings)

INDIVIDUAL (BASERUNNING)

Stolen Bases -- 3 -- Mihyia Davis, Lovelady (vs. Stamford) 2022; Macy Sanders, Normangee (vs. Woden) 2018; Tatum Veitenheimer, Windthorst (vs. Crawford) 2016; Kalen Cox, Dallardsville Big Sandy (vs. Collinsville) 2006

Stolen Bases (Tournament) -- 4 -- Macy Sanders, Normangee, 2018

TEAM (BATTING)

Runs Scored -- 16 -- Shiner (vs. Lindsay), 2011

Runs Scored (Inning) -- 8 -- Thorndale (vs. Windthorst) 2019; Shiner (vs. Maud) 2008

Runs Scored (Tournament) -- 26 -- Shiner, 2016

Runs Scored (Combined-Game) -- 20 -- Shiner vs. Lindsay, 2011

Hits -- 15 -- Shiner (vs. Windthorst) 2016

Hits (Tournament) -- 26 -- Shiner, 2016

Doubles -- 6 -- Shiner (vs. Harleton) 2016

Doubles (Tournament) -- 8 -- Shiner, 2016

Triples -- 2 -- Crawford (vs. Pineland West Sabine) 2021; Beckville (vs. Weimar) 2013; Alto (vs. Lindsay) 2009

Triples (Tournament) -- 2 -- Shiner, 2016; Shiner, 2015; Beckville, 2013; Ivanhoe Rayburn, 2012; Alto, 2009

Home Runs -- 2 -- Bells (vs. Albany) 2018

Home Runs (Tournament) -- 2 -- Bells, 2018; Bells, 2017; Flatonia, 2012

Runs Batted In -- 13 -- Shiner (vs. Lindsay) 2011

Runs Batted In (Tournament) -- 23 -- Shiner, 2016

Walks -- 8 -- Normangee (vs. Woden) 2018; Shiner (vs. Bells) 2017

Walks (Tournament) -- 11 -- Shiner, 2017

TEAM (BASERUNNING)

Stolen Bases -- 8 -- Shiner (vs. Joaquin) 2001

Stolen Bases (Tournament) -- 9 -- Shiner, 2001

1A

INDIVIDUAL (BATTING)

Runs Scored -- 4 -- Chloe Cowan, D'Hanis (vs. Chireno) 2019; Madelyn Underwood, Dodd City (vs. Hermleigh) 2017

Runs Scored (Tournament) -- 5 -- Chloe Cowan, D'Hanis, 2019; Jalyn Fletcher, Slocum, 2017

Hits -- 3 -- Lexi Greenwood, Hermleigh (vs. D'Hanis) 2023; Summer Smith, Hermleigh (vs. D'Hanis) 2023; Summer Smith, Hermleigh (vs. Dodd City) 2023; Jaleigh Johnson, Chireno (vs. Gail Borden County) 2019; Jessica Durrett, Chireno (vs. Gail Borden County) 2019; Jalyn Fletcher, Slocum (vs. Ector) 2018; Lillyan Digby, Hermleigh (vs. Dodd City) 2017; Amanda Long, Hermleigh (vs. Dodd City) 2017; Kami Smith, Hermleigh (vs. Dodd City) 2017

Hits (Tournament) -- 6 -- Summer Smith, Hermleigh, 2023

Doubles (Tournament) -- 2 -- Mabry Herrmann, D'Hanis, 2022; Marissa Santos, D'Hanis, 2021; Lillyan Digby, Hermleigh, 2017

Triples (Tournament) -- 2 -- Taylor Clark, Slocum, 2017; Kara Cumby, Slocum, 2017

Home Runs (Tournament) -- 1 -- Tori Dotson, Dodd City, 2021; Kayla Durrett, Chireno, 2019

Runs Batted In -- 8 -- Lillyan Digby, Hermleigh (vs. Dodd City) 2017

Runs Batted In (Tournament) -- 8 -- Lillyan Digby, Hermleigh, 2017

Walks -- 3 -- Sydney Hancock, Hermleigh (vs. D'Hanis) 2023; Kayla Durrett, Chireno (vs. Gail Borden County) 2019; Kelsey Digby, Hermleigh (vs. Dodd City) 2017; Morgan Kariainen, Hermleigh (vs. Dodd City) 2017

Walks (Tournament) -- 5 -- Kayla Durrett, Chireno, 2019

INDIVIDUAL (PITCHING)

Strikeouts -- 10 -- Jessi Sumpter, Neches (vs. D'Hanis) 2023; Morgan Collier, Chireno (vs. Hermleigh) 2022;



Morgan Collier - Chireno



Marissa Santos - D'Hanis

Marissa Santos, D'Hanis (vs. Dodd City) 2022; Rexie Sanders, Gail Borden County (vs. D'Hanis) 2021; Destiny Whitburn, Ector (vs. Gail Borden County) 2018

Strikeouts (Tournament) -- 19 -- Marissa Santos, D'Hanis, 2022

INDIVIDUAL (BASERUNNING)

Stolen Bases -- 3 -- Chloe Cowan, D'Hanis (vs. Chireno) 2019; Madi Rhodes, D'Hanis (vs. Chireno) 2019

Stolen Bases (Tournament) -- 5 -- Chloe Cowan, D'Hanis, 2019

TEAM (BATTING)

Runs Scored -- 20 -- Hermleigh (vs. Dodd City) 2017

Runs Scored (Inning) -- 9 -- Chireno (vs. Gail Borden County) 2019

Runs Scored (Tournament) -- 21 -- Chireno, 2019

Runs Scored (Combined-Game) -- 39 -- Hermleigh vs. Dodd City, 2017

Hits -- 15 -- Hermleigh (vs. Dodd City) 2017

Hits (Tournament) -- 22 -- Chireno, 2019

Doubles -- 5 -- Hermleigh (vs. Dodd City) 2017

Doubles (Tournament) -- 6 -- Hermleigh, 2017

Triples -- 2 -- Gail Borden County (vs. Chireno) 2019; Slocum (vs. Bartlett) 2017

Triples (Tournament) -- 2 -- Slocum, 2017

Home Runs -- 1 -- Dodd City, 2021; Chireno, 2019

Home Runs (Tournament) -- 1 -- Chireno, 2019

Runs Batted In -- 17 -- Dodd City (vs. Hermleigh) 2017

Runs Batted In (Tournament) -- 17 -- Dodd City, 2017

Walks -- 11 -- Hermleigh (vs. Dodd City) 2017

Walks (Tournament) -- 11 -- Hermleigh, 2023; Hermleigh, 2017

TEAM (BASERUNNING)

Stolen Bases -- 9 -- D'Hanis (vs. Chireno) 2019

Stolen Bases (Tournament) -- 12 -- D'Hanis, 2019

WALK-OFF WINS

DATE TEAM (OPP.) SCORE (INNINGS) (ROUND)

6A

6-4-22 Northside O'Connor (vs. Mansfield Lake Ridge) 7-6 (7) (F)

6-2-17 Austin Bowie (vs. Northside Brennan) 2-1 (7) (SF)

6-5-15 Katy (vs. Conroe The Woodlands) 3-2 (8) (SF)

6-5-15 Lewisville (vs. San Benito) 3-2 (7) (SF)

6-6-15 Katy (vs. Lewisville) 3-2 (7) (F)

6-5-09 Comal Smithson Valley (vs. Plano East) 1-0 (10) (SF)

6-4-04 FB Elkins (vs. Fort Worth Paschal) 1-0 (7) (SF)

6-2-02 Coppell (vs. Katy Taylor) 1-0 (9) (F)

5-20-00 Freeport Brazosport (vs. Bryan) 1-0 (15) (F)

5-23-98 Klein Oak (vs. GP North Shore) 1-0 (10) (F)

5-17-96 Pearland (vs. Keller) 1-0 (9) (SF)

5-18-96 Pearland (vs. San Marcos) 2-1 (7) (F)

5-19-95 Waco Midway (vs. Keller) 6-5 (7) (QF)

5-21-93 El Paso Bel Air (vs. Humble Kingwood) 1-0 (7) (QF)

5A

5-31-19 Angleton (vs. Fomey) 7-6 (11) (SF)

6-5-09 Angleton (vs. Azle) 1-0 (9) (SF)

6-2-06 Dripping Springs (vs. Northwest) 1-0 (8) (SF)

6-2-06 Little Cypress-Mauriceville (vs. Clebume) 3-2 (12) (SF)

5-31-02 Frisco (vs. Southlake Carroll) 1-0 (10) (SF)

6-1-02 Frisco (vs. Comal Smithson Valley) 1-0 (7) (F)

6-1-01 Comal Smithson Valley (vs. WF Rider) 4-3 (7) (SF)

4A

6-1-22 Hallettsville (vs. Mount Vernon) 4-3 (8) (SF)

6-2-16 Paris North Lamar (vs. Needville) 7-6 (8) (SF)

6-3-11 Celina (vs. Huntington) 4-3 (11) (SF)

6-3-10 Needville (vs. West) 1-0 (11) (SF)

5-30-02 Splendora (vs. Decatur) 1-0 (12) (SF)

5-20-00 Kennedale (vs. La Grange) 1-0 (7) (SF)

5-17-97 Pollock Central (vs. Bellville) 2-1 (10) (SF)

3A

6-2-21 Rains (vs. Bishop) 2-1 (7) (SF)

5-29-13 Santa Gertrudis Academy (vs. Hawley) 7-6 (7) (SF)

6-5-10 George West (vs. Brock) 1-0 (8) (F)

6-4-09 Brock (vs. Elysian Fields) 1-0 (7) (SF)

5-29-08 East Bernard (vs. Big Sandy Harmony) 2-1 (7) (SF)

5-31-07 Aubrey (vs. Pattonville Prairie) 4-3 (7) (SF)

6-2-05 Troy (vs. Weimar) 5-4 (7) (SF)

6-5-04 Danbury (vs. Aubrey) 1-0 (8) (F)

5-30-02 Alto (vs. Coahoma) 1-0 (11) (SF)

5-16-97 Hawley (vs. Shiner) 2-1 (7) (SF)



EXTRA INNING GAMES

DATE TEAM (OPP.) SCORE (INNINGS) (ROUND)

6A

- 6-3-16 Keller def. Humble Atascocita, 5-4 (8 Innings) (SF)
- 6-5-15 Katy def. Conroe The Woodlands, 3-2 (8 Innings) (SF)
- 6-5-09 Comal Smithson Valley def. Plano East, 1-0 (10 Innings) (SF)
- 6-3-06 Garland def. Keller, 4-1 (13 Innings) (F)
- 6-4-05 Keller def. Garland, 4-0 (15 Innings) (F)
- 5-31-02 Bryan def. Fort Bend Elkins, 1-0 (10 Innings) (SF)
- 6-2-01 Coppell def. Katy Taylor, 1-0 (9 Innings) (F)
- 5-20-00 Freeport Brazosport def. Bryan, 1-0 (15 Innings) (F)
- 5-21-99 Katy Taylor def. Northside Taft, 1-0 (11 Innings) (SF)
- 5-23-98 Klein Oak def. Galena Park North Shore, 1-0 (10 Innings) (F)
- 5-17-96 Pearland def. Keller, 1-0 (9 Innings) (SF)



Angleton vs. Forney - 2019 Conference 5A Softball Semifinal

5A

- 6-3-22 Georgetown def. Aledo, 3-2 (8 Innings) (SF)
- 5-31-19 Angleton def. Forney, 7-6 (11 Innings) (SF)
- 6-2-17 Lewisville The Colony def. Canyon, 3-0 (8 Innings) (SF)
- 5-31-13 Lucas Lovejoy def. Richmond Foster, 10-5 (12 Innings) (SF)
- 6-5-10 Waco Midway def. Magnolia, 1-0 (8 Innings) (F)
- 6-4-10 Magnolia def. Comal Canyon, 2-0 (10 Innings) (SF)
- 6-5-09 Angleton def. Azle, 1-0 (9 Innings) (SF)
- 5-31-08 Aledo def. Nederland, 4-0 (15 Innings) (F)
- 6-3-06 Little Cypress-Mauriceville def. Dripping Springs, 3-0 (11 Innings) (F)
- 6-2-06 Little Cypress-Mauriceville def. Cleburne, 3-2 (12 Innings) (SF)
- 6-4-05 Brenham def. Northwest, 2-1 (11 Innings) (F)
- 5-31-02 Frisco def. Southlake Carroll, 1-0 (10 Innings) (SF)
- 5-19-00 Brenham def. Gregory-Portland, 2-1 (8 Innings) (SF)
- 5-21-99 Magnolia def. Waco Midway, 2-1 (10 Innings) (SF)
- 5-21-99 Weatherford def. Comal Smithson Valley, 4-3 (9 Innings) (SF)

4A

- 5-31-18 Vernon def. Rains, 6-2 (11 Innings) (SF)
- 6-2-16 Paris North Lamar def. Needville, 7-6 (8 Innings) (SF)
- 6-3-11 Celina def. Huntington, 4-3 (11 Innings) (SF)
- 6-5-10 Paris North Lamar def. West, 1-0 (12 Innings) (F)
- 6-3-10 West def. Needville, 1-0 (11 Innings) (SF)
- 6-2-05 La Grange def. Van, 1-0 (13 Innings) (SF)
- 6-3-04 Wharton def. Caldwell, 4-1 (8 Innings) (SF)
- 6-1-02 Splendora def. Lindale, 1-0 (10 Innings) (F)
- 5-30-02 Splendora def. Decatur, 1-0 (12 Innings) (SF)
- 6-2-01 Sanger def. Midland Greenwood, 2-0 (17 Innings) (F)
- 5-31-01 Midland Greenwood def. Splendora, 1-0 (9 Innings) (SF)
- 5-16-97 Pollok Central def. Bellville, 2-1 (10 Innings) (SF)

3A

- 6-1-22 Coahoma def. Franklin, 14-10 (9 Innings) SF
- 6-1-22 Hallettsville def. Mount Vernon, 4-3 (8 Innings) (SF)
- 5-30-18 Hughes Springs def. Grandview, 5-2 (8 Innings) (SF)
- 5-30-12 Alpine def. Mineola, 4-3 (8 Innings) (SF)
- 6-5-10 George West def. Brock, 1-0 (8 Innings) (F)
- 6-3-10 George West def. Early, 1-0 (11 Innings) (SF)
- 6-3-10 Brock def. Harleton, 2-0 (10 Innings) (SF)
- 6-5-04 Danbury def. Aubrey, 1-0 (8 Innings) (F)
- 5-30-02 Alto def. Coahoma, 1-0 (11 Innings) (SF)
- 5-19-00 Troy def. Coahoma, 3-2 (9 Innings) (SF)
- 5-22-98 Coahoma def. Grand Saline, 7-4 (8 Innings) (SF)



Crawford vs. Thorndale - 2019 Conference 2A Softball Championship

2A

- 5-30-19 Crawford def. Thorndale, 8-7 (8 Innings) (F)
- 5-31-12 Flatonia def. Ivanhoe Rayburn, 6-4 (9 Innings) (F)
- 6-3-04 Slocum def. Burton, 2-1 (12 Innings) (SF)
- 5-31-01 Joaquin def. Collinsville, 2-0 (9 Innings) (SF)
- 5-31-01 Shiner def. Brock, 2-1 (11 Innings)

1A

- 6-1-21 Dodd City def. Bloomburg, 4-3 (8 Innings) (SF)
- 6-2-17 Hermleigh def. Dodd City, 20-19 (8 Innings) (SF)



**2023 (May 30-June 3)
McCombs Field (UT), Austin**

6A

Semifinals

Pearland 3, San Benito 2
Denton Guyer 6, Bridgeland 3

Championship

Pearland 4, Denton Guyer 2

All-Tournament

P-Abigail Gutierrez, Pearland, Sr.
C-Trinity Perry, Pearland, Jr.
1B-Lydia Njus, Pearland, Sr.
2B-Kennedy Drafton, Pearland, Sr.
3B-Trinity Allen, Bridgeland, Jr.
SS-Erin Peterson, Denton Guyer, Jr.
OF-Hailey Golden, Pearland, Sr.*
OF-Laurn Jones, Denton Guyer, Jr.
OF-Tehya Pitts, Denton Guyer, Sr.
UTIL-Erin Love, Denton Guyer, Sr.

5A

Semifinals

Montgomery Lake Creek 9, Frisco Heritage 0
Comal Canyon 2, Colleyville Heritage 0

Championship

Montgomery Lake Creek 8, Comal Canyon 0

All-Tournament

P-Ava Brown, Montgomery Lake Creek, Sr.*
C-Dee Dee Baldwin, Comal Canyon, Jr.
1B-Alyson Higginbotham, Montgomery Lake Creek Jr.
2B-Madalyn Davis, Montgomery Lake Creek Fr.
3B-Samantha Riley, Frisco Heritage, Fr.
SS-Maddie McKee, Montgomery Lake Creek Sr.
OF-Carmen Uribe, Montgomery Lake Creek, Jr.
OF-Harley Vestal, Comal Canyon, Jr.
OF-Piper White, Montgomery Lake Creek Jr.
UTIL-Payton Bauer, Montgomery Lake Creek, Sr.

4A

Semifinals

Liberty 9, Decatur 1
Corpus Christi Calallen 5, Aubrey 1

Championship

Corpus Christi Calallen 9, Liberty 7

All-Tournament

P-Jordyn Thibodeaux, Corpus Christi Calallen, Fr.
C-Hollie Thomas, Liberty, Jr.
1B-Alex Wiley, Liberty, Sr.
2B-Makenzie Mounts, Corpus Christi Calallen, Jr.*
3B-Alaunah Almarez, Corpus Christi Calallen, Jr.
SS-Megan Geyer, Corpus Christi Calallen, Jr.
OF-Mia Flores, Corpus Christi Calallen, Jr.
OF-Bailee Slack, Liberty, Jr.
OF-Abby Vickers, Liberty, So.
UTIL-Reese Evans, Liberty, Sr.

3A

Semifinals

Santa Gertrudis Academy 6, Grandview 3
Coahoma 1, Rains 0

Championship

Coahoma 4, Santa Gertrudis Academy 2

All-Tournament

P-Hannah Wells, Coahoma, So.*
C-Mia Clemmer, Coahoma, Fr.
1B-Izzy De Los Santos, Santa Gertrudis Academy, So.
2B-Taylor Reyes, Santa Gertrudis Academy, Jr.
3B-Karleigh Burt, Coahoma, Jr.
SS-Adi Mireles, Santa Gertrudis Academy, Jr.
OF-Shae Lang, Coahoma, Sr.



Dodd City - 2021 Conference 1A Softball Champions

OF-Baylor Wright, Coahoma, So.
OF-Alexis Moreno, Santa Gertrudis Academy, Jr.
UTIL-Madi Doty, Grandview, Fr.

2A

Semifinals

Weimar 3, Crawford 0
Como-Pickton 7, Stamford 1

Championship

Weimar 4, Como-Pickton 3

All-Tournament

P-Reagan Wick, Weimar, Sr.
C-Paige Pavlu, Weimar, Sr.
1B-Taylor Smith, Weimar, So.*
2B-Hannah Fisbeck, Weimar, Jr.
3B-Gracie Thompson, Como-Pickton, Fr.
SS-Bella Romero, Como-Pickton, So.
OF-Paisley Watkins, Como-Pickton, Fr.
OF-Maggie Brown, Como-Pickton, So.
OF-Izzy Reeves, Weimar, Jr.
UTIL-Mattison Buster, Como-Pickton, Sr.

1A

Semifinals

D'Hanis 3, Neches 2
Hermleigh 9, Dodd City 3

Championship

Hermleigh 9, D'Hanis 0

All-Tournament

P-Summer Smith, Hermleigh, Jr.*
C-Sydney Hancock, Hermleigh, Jr.
1B-Brighton Beard, D'Hanis, Sr.
2B-Juli Munoz, Hermleigh, Sr.
3B-Peyton Burrell, D'Hanis, Jr.
SS-Syrea Callaway, Hermleigh, Jr.
OF-Lexi Greenwood, Hermleigh, So.
OF-Jessa Frosch, D'Hanis, So.
OF-Destiney Hopkins, Hermleigh, Jr.
UTIL-Kayla Looper, D'Hanis, Jr.

**2022 (May 31-June 4)
McCombs Field (UT), Austin**

6A

Semifinals

Northside O'Connor 7, El Paso Americas 5
Mansfield Lake Ridge 8, Deer Park 4

Championship

Northside O'Connor 7, Mansfield Lake Ridge 6

All-Tournament

P-Sammie Portillo, Northside O'Connor, Sr.
C-Meiko Dominguez, Northside O'Connor, Fr.
1B-Ella Gonzales, Northside O'Connor, Sr.
2B-Jada Munoz, Northside O'Connor, Sr.*
3B-Haley Carder, Northside O'Connor, So.
SS-Leighann Goode, Northside O'Connor, Sr.
OF-Tia Warsop, Mansfield Lake Ridge, Jr.
OF-Paris Johnson, Mansfield Lake Ridge, Jr.
OF-Maritza Arellano, Mansfield Lake Ridge, Sr.
UTIL-Kassidy Chance, Mansfield Lake Ridge, So.

5A

Semifinals

Montgomery Lake Creek 8, Prosper Rock Hill 2
Georgetown 3, Aledo 2 (8)

Championship

Montgomery Lake Creek 7, Georgetown 0

All-Tournament

P-Ava Brown, Montgomery Lake Creek, Jr.*
C-Kalee Rochinski, Montgomery Lake Creek, Jr.
1B-Texas Ray, Aledo, Jr.
2B-Caelee Clark, Montgomery Lake Creek, Sr.
3B-Madelyn Lopez, Montgomery Lake Creek, Sr.
SS-Isabella Torres, Georgetown, Jr.
OF-Piper White, Montgomery Lake Creek, So.
OF-Carmen Uribe, Montgomery Lake Creek, So.
OF-Shelby Winn, Montgomery Lake Creek, Jr.
UTIL-Madison Hartley, Georgetown, So.



4A

Semifinals
Sweeny 8, Bullard 1
Liberty 5, Iowa Park 3
Championship
Liberty 5, Sweeny 0
All-Tournament
P-Kamdyn Chandler, Liberty, So.
C-Hollie Thomas, Liberty, So.
1B-Alyssa Boozy, Sweeny, Sr.
2B-Reese Evans, Liberty, Jr.
3B-Kylie Bishop, Liberty, Sr.*
SS-Bryana Pantalion, Liberty, Fr.
OF-Cierra Turner, Sweeny, So.
OF-Bailee Slack, Liberty, So.
OF-Alayna York, Iowa Park, Jr.
UTIL-Corie Byrd, Sweeny, Sr.

3A

Semifinals
Hallettsville 4, Mount Vernon 3 (8)
Coahoma 14, Franklin 10 (9)
Championship
Hallettsville 6, Coahoma 5
All-Tournament
P-Kaylie Olivarez, Hallettsville, So.
C-Macie Jansky, Hallettsville, So.
1B-Karaline Smitherman, Franklin, Fr.
2B-Ky Lange, Hallettsville, Jr.
3B-Carson Jansky, Hallettsville, Fr.*
SS-Madison Rodgers, Coahoma, Sr.
OF-Courtney Woytek, Hallettsville, Sr.
OF-Shae Lang, Coahoma, Jr.
OF-Nevaeh Kerby, Coahoma, Fr.
UTIL-Hannah Wells, Coahoma, Fr.

2A

Semifinals
Crawford 1, Weimar 0
Lovelady 1, Stamford 0



Aaliyah Garcia - Angleton

Championship

Crawford 3, Lovelady 0
All-Tournament
P-Kenzie Jones, Crawford, Jr.*
C-Haley Holmes, Crawford, Jr.
1B-Kylie Ray, Crawford, Sr.
2B-Bailee Albinus, Lovelady, Sr.
3B-Taylor Gohlke, Crawford, Jr.
SS-Scout Lovell, Lovelady, Jr.
OF-London Minnix, Crawford, So.
OF-Mihyia Davis, Lovelady, Sr.
OF-Jacelyn Bell, Stamford, Sr.
UTIL-Citaly Gutierrez, Stamford, Sr.

1A

Semifinals
Hermleigh 2, Chireno 1
D'Hanis 2, Dodd City 0
Championship
D'Hanis 6, Hermleigh 2
All-Tournament
P-Marissa Santos, D'Hanis, Sr.
C-Kayla Looper, D'Hanis, So.
1B-Reece Redden, D'Hanis, Sr.
2B-Jolie Frosch, D'Hanis, Jr.
3B-Hannah Burney, Dodd City, So.
SS-Mabry Herrmann, D'Hanis, Jr.*
OF-Destiney Hopkins, Hermleigh, So.
OF-Lexi Greenwood, Hermleigh, Fr.
OF-Jessa Frosch, D'Hanis, Fr.
UTIL-Morgan Collier, Chireno, Sr.

2021 (June 1-5) McCombs Field (UT), Austin

6A

Semifinals
Converse Judson 6, Rockwall 2
Deer Park 2, Lewisville Flower Mound 0
Championship
Deer Park 1, Converse Judson 0
All-Tournament
P-Hannah Benavides, Deer Park, Sr.*
C-Erin Perez, Deer Park, So.
1B-Samara Sanchez, Converse Judson, Sr.
2B-Mimi Thornton, Converse Judson, Jr.
3B-Destiny Rodriguez, Converse Judson, Jr.
SS-Lauryn Ramos, Converse Judson, Sr.
OF-Carter Smith, Rockwall, Sr.
OF-Tabby Bailey, Deer Park, Sr.
OF-Emma Overla, Deer Park, Jr.
UTIL-Haidyn Hardcastle, Deer Park, Sr.

5A

Semifinals
Mont Belvieu Barbers Hill 6, Hallsville 0
Aledo 8, Georgetown 5
Championship
Mont Belvieu Barbers Hill 4, Aledo 1
All-Tournament
P-Sophia Simpson, Mont Belvieu Barbers Hill, Sr.*
C-Estela Garza, Mont Belvieu Barbers Hill, Jr.
1B-Faith Guidry, Mont Belvieu Barbers Hill, Sr.
2B-Reagan Duty, Mont Belvieu Barbers Hill, So.
3B-Madison Hartley, Georgetown, Fr.
SS-Macy Graf, Aledo, Jr.
OF-Marissa Powell, Aledo, Jr.
OF-Audrey Pearce, Aledo, Sr.
OF-Delaney Dunham, Mont Belvieu Barbers Hill, Jr.
UTIL-Samantha Landry, Mont Belvieu Barbers Hill, Sr.

4A

Semifinals
Corpus Christi Calallen 10, Iowa Park 9
Liberty 4, Bullard 3
Championship
Liberty 10, Corpus Christi Calallen 3
All-Tournament
P-Kaci West, Liberty, Sr.*
C-Hollie Thomas, Liberty, Fr.
1B-Rylee Goins, Iowa Park, Jr.
2B-Jasmine Pena, Corpus Christi Calallen, Sr.
3B-Jaylen Prichard, Liberty, Sr.
SS-Reese Evans, Liberty, So.
OF-Kennedy Koenig, Corpus Christi Calallen, Sr.
OF-Bailee Slack, Liberty, Fr.
OF-Maddy Flores, Corpus Christi Calallen, Sr.
UTIL-Alaunah Almaraz, Corpus Christi Calallen, Fr.
UTIL-Kamdyn Chandler, Liberty, Fr.

3A

Semifinals
Rains 2, Bishop 1
Diboll 9, Holliday 3
Championship
Rains 11, Diboll 5
All-Tournament
P-Sage Hoover, Rains, Sr.
C-Skylar Martin, Diboll, Jr.
1B-Chanlee Oakes, Rains, Sr.*
2B-Avery Songer, Rains, So.
3B-Mia Caison, Rains, So.
SS-Hailey Fuentes, Diboll, Sr.
OF-Kaylee Chagolia, Diboll, Fr.
OF-Madi Reed, Rains, Jr.
OF-Lynzee Hague, Rains, Fr.
UTIL-Kayla Palomino, Diboll, Jr.

2A

Semifinals
Crawford 1, Pineland West Sabine 0
Stamford 1, Weimar 0
Championship
Stamford 5, Crawford 4
All-Tournament
P-Citaly Gutierrez, Stamford, Jr.*
C-Grace Powell, Crawford, Sr.
1B-Kylie Ray, Crawford, Jr.
2B-Addi Goldenberg, Crawford, So.
3B-Shandlee Mueller, Stamford, Jr.
SS-Laylonna Applin, Stamford, So.
OF-Savana Gonzales, Stamford, Jr.
OF-Jacelyn Bell, Stamford, Jr.
OF-Hannah Fisbeck, Weimar, Fr.
UTIL-Kenzie Jones, Crawford, So.

1A

Semifinals
Dodd City 4, Bloomburg 3 (8)
D'Hanis 4, Gail Borden County 1
Championship
Dodd City 8, D'Hanis 4
All-Tournament
P-Lindsey Mauppin, Dodd City, So.
C-Kayla Looper, D'Hanis, Fr.
1B-Journie Hillard, Dodd City, Sr.
2B-Dulaney Chapman, Dodd City, Sr.
3B-Skyler Newell, Bloomburg, Jr.
SS-Tori Dotson, Dodd City, Jr.*
OF-Dani Baccus, Dodd City, Sr.
OF-Sonora Wild, Dodd City, Jr.



Bells - 2017 Conference 2A Softball Champions

OF-Peyton Burell, D'Hanis, Fr.
 UTIL-Marissa Santos, D'Hanis, Sr.

2020
 (Cancelled due to COVID-19 Pandemic)

2019 (May 29-June 1)
McCombs Field (UT), Austin (2A-6A)
Dee Dillon Field (UMHB), Belton (1A)

6A
Semifinals
 Klein Collins 11, Comal Canyon 1 (5)
 Katy 1, Keller 0
Championship
 Katy 8, Klein Collins 2
All-Tournament
 P-Alyssa LeBlanc, Katy, Sr.*
 C-Cait Calland, Katy, Sr.
 1B-Mia Cantu, Klein Collins, Jr.
 2B-Amy Hitt, Katy, Sr.
 3B-Arwin Callaway, Klein Collins, Fr.
 SS-Alexa Langeliers, Keller, So.
 OF-Caley McGuff, Klein Collins, Jr.
 OF-Tori Whillock, Katy, Sr.
 OF-Kailey Wycoff, Katy, Fr.
 UTIL-Sydney Blevin, Comal Canyon, Sr.

5A
Semifinals
 Corpus Christi Calallen 5, Lewisville The Colony 1
 Angleton 7, Forney 6 (11)
Championship
 Angleton 8, Corpus Christi Calallen 1
All-Tournament
 P-Aaliyah Garcia, Angleton, Sr.*
 C-Mika Hinojosa, Angleton, Jr.
 1B-Haylie Savage, Angleton, So.
 2B-Avianna Gonzalez, Corpus Christi Calallen, So.
 3B-Mia Scott, Angleton, So.
 SS-Danieca Coffey, Angleton, Jr.
 OF-Ellie Grill, Angleton, Sr.
 OF-Reagan Tennill, Corpus Christi Calallen, Fr.
 OF-Teagan Whitley, Angleton, Jr.
 UTIL-Trinity Cannon, Forney, Jr.

4A
Semifinals
 Anna 6, Decatur 4
 Huffman Hargrave 4, Fredericksburg 0
Championship
 Huffman Hargrave 12, Anna 0 (6)
All-Tournament
 P-Katy Janes, Huffman Hargrave, Jr.*
 C-Jordyn Smith, Decatur, Jr.
 1B-Christin Haygood, Huffman Hargrave, So.
 2B-Andrea Hortsch, Huffman Hargrave, Jr.
 3B-Madison Gaston, Anna, So.
 SS-Alli Humphries, Huffman Hargrave, Sr.
 OF-Dez Cardenas, Huffman Hargrave, Sr.
 OF-Kenzie Gates, Huffman Hargrave, Jr.
 OF-Hannah Morland, Anna, Jr.
 UTIL-Ashlyn Weinheimer, Fredericksburg, So.

3A
Semifinals
 Hallettsville 12, Danbury 2 (5)
 Rains 4, Brock 2
Championship
 Rains 6, Hallettsville 2
All-Tournament
 P-Chanlee Oakes, Rains, So.*
 C-Catrin Hoffman, Rains, Jr.
 1B-Graci Shimek, Hallettsville, So.
 2B-Kenzi Lange, Hallettsville, Jr.
 3B-Jasmine Mott, Rains, Jr.
 SS-Leo Terry, Rains, So.
 OF-Presley McAree, Rains, Jr.
 OF-Kelsi Tonips, Brock, Jr.
 OF-Courtney Woytek, Hallettsville, Fr.
 UTIL-Rylee Tricek, Hallettsville, Sr.

2A
Semifinals
 Crawford 6, Pineland West Sabine 5
 Thorndale 10, Windthorst 0 (5)
Championship
 Crawford 8, Thorndale 7 (8)
All-Tournament
 P-Makey Dunbar, Crawford, Jr.*
 C-Madison Kelm, Thorndale, Sr.
 1B-Avery Ward, Crawford, Sr.

2B-Kyla Mach, Crawford, Jr.
 3B-Kelsey Kovar, Thorndale, Fr.
 SS-Jayci Martinka, Thorndale, Jr.
 OF-Emilee Baker, Thorndale, Fr.
 OF-Susan Muncrief, Pineland West Sabine, So.
 OF-Addi Weaver, Crawford, Jr.
 UTIL-Cambree Aguirre, Crawford, Sr.

1A
Semifinals
 D'Hanis 2, Dodd City 1
 Chireno 14, Gail Borden County 8
Championship
 D'Hanis 9, Chireno 7
All-Tournament
 P-Marissa Santos, D'Hanis, Fr.*
 C-Madi Rhodes, D'Hanis, So.
 1B-Emma Bennett, Chireno, Jr.
 2B-Alana Caskey, Chireno, So.
 3B-Natalie McFadin, D'Hanis, So.
 SS-Cassandra Zerr, D'Hanis, Sr.
 OF-Chloe Cowan, D'Hanis, Sr.
 OF-Rayme Jones, Gail Borden County, Sr.
 OF-Nelly Vargas, Chireno, So.
 UTIL-Kayla Durrett, Chireno, Sr.

2018 (May 30-June 2)
McCombs Field (UT), Austin (2A-6A)
Dee Dillon Field (UMHB), Belton (1A)

6A
Semifinals
 Comal Canyon 8, Conroe Oak Ridge 1
 Humble Atascocita 4, Plano 2
Championship
 Humble Atascocita 5, Comal Canyon 3
All-Tournament
 P-Brooke Vestal, Comal Canyon, Sr.
 C-London Marder, Humble Atascocita, Jr.
 1B-Natalie O'Brien, Plano, So.
 2B-Katie Cumusz, Humble Atascocita, Fr.
 3B-Skylar Wilabay, Humble Atascocita, So.
 SS-Sydney Belvin, Comal Canyon, Jr.
 OF-Lauren Bazan, Humble Atascocita, Sr.*
 OF-Lillie Grotenhuis, Humble Atascocita, Sr.
 OF-Mia Macchia, Comal Canyon, So.
 UTIL-Aliyah Pritchett, Comal Canyon, Jr.

5A
Semifinals
 Richmond Foster 8, Fort Worth Arlington Heights 1
 Forney 3, Mont Belvieu Barbers Hill 0
Championship
 Forney 4, Richmond Foster 1
All-Tournament
 P-Savanna DesRochers, Forney, So.*
 C-Samantha Coker, Forney, Sr.
 1B-Amanda Allen, Richmond Foster, Fr.
 2B-Trinity Cannon, Forney, So.
 3B-Kylie Neel, Richmond Foster, Jr.
 SS-Caleigh Cross, Forney, Jr.
 OF-Caroline Tedder, Forney, Sr.
 OF-Hannah Holdbrook, Forney, Jr.
 OF-Leea Dempsey, Richmond Foster, Jr.
 UTIL-Kacie Pryor, Richmond Foster, Sr.

4A
Semifinals
 Liberty 1, Beeville Jones 0
 Vernon 6, Rains 2 (11)



Championship

Liberty 3, Vernon 1

All-Tournament

P-Kaci West, Liberty, Fr.*

C-Lauren Hager, Vernon, Jr.

1B-Olivia Lusk, Rains, Sr.

2B-Jaylen Prichard, Liberty, Fr.

3B-Mikaelah Burkland, Liberty, Fr.

SS-Baylee Chandler, Liberty, So.

OF-Avery Kinney, Vernon, Jr.

OF-Abby Phillips, Liberty, So.

OF-Saleen Flores, Beeville Jones, Sr.

UTIL-Leo Terry, Rains, Fr.

3A

Semifinals

Hughes Springs 5, Grandview 2 (8)

Santa Gertrudis Academy 5, Brock 0

Championship

Santa Gertrudis Academy 8, Hughes Springs 3

All-Tournament

P-Saidi Castillo, Santa Gertrudis Academy, Sr.*

C-Kennedi Northam, Hughes Springs, Sr.

1B-Kennedy Silva, Santa Gertrudis Academy, Sr.

2B-Ali Salinas, Santa Gertrudis Academy, Jr.

3B-Yadira Lopez, Santa Gertrudis Academy, So.

SS-Alyssa Gonzalez, Santa Gertrudis Academy, Sr.

OF-Peyton Blythe, Hughes Springs, Sr.

OF-Pearl Perry, Hughes Springs, Jr.

OF-Breanna Carr, Santa Gertrudis Academy, So.

UTIL-Carissa De Los Santos, Santa Gertrudis Academy, Fr.

2A

Semifinals

Normangee 8, Woden 7

Bells 13, Albany 0 (5)

Championship

Bells 9, Normangee 5

All-Tournament

P-Cheyenne Floyd, Bells, So.

C-Ashley Sloan, Bells, Sr.

1B-Lexi Harris, Normangee, Sr.

2B-Sloane Swearingen, Normangee, Jr.

3B-Mia Moore, Bells, Fr.

SS-Gabby Smith, Bells, Fr.

OF-Bella Smith, Bells, So.*

OF-Briley Watkins, Woden, Fr.

OF-Mikayla Merkel, Normangee, Jr.

UTIL-Maci Sanders, Normangee, Jr.

1A

Semifinals

Ector 5, Gail Borden County 1

Slocum 3, D'Hanis 0

Championship

Slocum 3, Ector 0

All-Tournament

P-Jalyn Fletcher, Slocum, Jr.*

C-Briley Evers, Slocum, Sr.

1B-Kara Cumby, Slocum, Sr.

2B-Courtney January, Slocum, Jr.

3B-Montana Johnson, Ector, Sr.

SS-Jessi Ives, Slocum, Sr.

OF-Sunnie Bingham, Ector, Sr.

OF-Laney Lasiter, Slocum, Jr.

OF-Natalie McFadin, D'Hanis, Fr.

UTIL-Destiny Whitburn, Ector, Jr.

2017 (May 31-June 3) McCombs Field (UT), Austin (2A-6A) Dee Dillon Field (UMHB), Belton (1A)

6A

Semifinals

Keller 5, Deer Park 2

Austin Bowie 2, Northside Brennan 1

Championship

Keller 5, Austin Bowie 1

All-Tournament

P-Dylann Kaderka, Keller, So.

C-Courtney Cagle, Keller, Jr.

1B-Sierra Schottler, Northside Brennan, Fr.

2B-Nikki Gil, Austin Bowie, Sr.

3B-Meagan Ramos, Austin Bowie, Sr.

SS-Kasey Simpson, Keller, Jr.

OF-Amanda Desario, Keller, So.

OF-Jacqueline Ramos, Austin Bowie, Sr.

OF-Caraline Woodall, Keller, So.

UTIL-Camryn Woodall, Keller, Sr.*

5A

Semifinals

Lewisville The Colony 3, Canyon 0 (8)

Willis 5, Dripping Springs 0

Championship

Lewisville The Colony 5, Willis 2

All-Tournament

P-Karlie Charles, Lewisville The Colony, So.*

C-Jacee Hamlin, Lewisville The Colony, Fr.

1B-Suzu Lopez, Willis, Jr.

2B-Camille Corona, Dripping Springs, So.

3B-Samara Lagway, Willis, Jr.

SS-Jayda Coleman, Lewisville The Colony, Fr.

OF-Haley Ramsey, Willis, Fr.

OF-Morgan Olson, Lewisville The Colony, Sr.

OF-Emma Ortiz, Lewisville The Colony, Sr.

UTIL-Casey Dixon, Willis, Sr.

4A

Semifinals

Krum 9, Beeville Jones 0

Liberty Hill 6, Vernon 2

Championship

Krum 4, Liberty Hill 3

All-Tournament

P-Tristan Bridges, Krum, Jr.*

C-Morgan Sebastian, Krum, Jr.

1B-Samantha Barnett, Liberty Hill, Sr.

2B-Jessalyn Burkett, Beeville Jones, So.

3B-Regan Smith, Krum, Jr.

SS-Joely Williamson, Liberty Hill, Sr.

OF-McKenna Bruce, Krum, Sr.

OF-Carissa Garza, Liberty Hill, So.

OF-Maddie Goin, Krum, Jr.

UTIL-Avery Williams, Krum, Sr.

3A

Semifinals

Santa Gertrudis Academy 8, Brock 2

Little River Academy 3, Hughes Springs 2

Championship

Little River Academy 5, Santa Gertrudis Academy 3

All-Tournament

P-Gaby Hay, Little River Academy, Sr.*

C-Destini Hulsey, Little River Academy, Sr.

1B-Bailey Wagner, Brock, Jr.

2B-Ali Salinas, Santa Gertrudis Academy, So.

3B-Jackie De Los Santos, Santa Gertrudis Academy, Jr.

SS-Alyssa Gonzalez, Santa Gertrudis Academy, Jr.

OF-Makayla Henry, Little River Academy, Jr.

OF-Kylah Hulsey, Little River Academy, So.

OF-Lenzi Stewart, Little River Academy, Sr.

UTIL-Saidi Castillo, Santa Gertrudis Academy, Jr.

2A

Semifinals

Shiner 5, Woden 1

Bells 3, Archer City 1

Championship

Bells 7, Shiner 6

All-Tournament


P-Cheyenne Floyd, Bells, Fr.*

C-Ashley Sloan, Bells, Jr.

1B-Claire Patek, Shiner, Sr.

2B-Lauren Schuette, Shiner, Sr.

3B-C.J. Crane, Bells, Sr.



Deer Park - 2012 Conference 5A Softball Champions



SS-Kailey Williams, Shiner, Jr.
OF-Kassidy Bishop, Shiner, Jr.
OF-Mackinly Pilat, Shiner, Sr.
OF-Bella Smith, Bells, Fr.
UTIL-Kylie Stubbs, Bells, Sr.

1A

Semifinals

Hermleigh 20, Dodd City 19 (8)
Slocum 10, Bartlett 5

Championship

Slocum 10, Hermleigh 0 (5)

All-Tournament

P-Jalyn Fletcher, Slocum, So.*
C-Briley Evers, Slocum, Jr.
1B-Kara Cumby, Slocum, Jr.
2B-Courtney January, Slocum, Sr.
3B-De'ljah Pope, Bartlett, Sr.
SS-Lillyan Digby, Hermleigh, So.
OF-Sandra Carr, Slocum, So.
OF-Shelby Bowman, Hermleigh, Jr.
OF-Taylor Clark, Slocum, So.
UTIL-Madelyn Underwood, Dodd City, Jr.

**2016 (June 1-4)
McCombs Field (UT), Austin**

6A

Semifinals

Keller 5, Humble Atascocita 4 (8)
Pearland 4, Weslaco 0

Championship

Keller 5, Pearland 0

All-Tournament

P-Kaylee Rogers, Keller, Sr.*
C-Shelby Henderson, Keller, Sr.
1B-Kandace Johnson, Humble Atascocita, Sr.
2B-Camryn Woodall, Keller, Jr.
3B-Natalie Romero, Pearland, Sr.
SS-Jamaiya Miller, Humble Atascocita, Sr.
OF-Amanda Desario, Keller, Fr.
OF-Madison Clements, Pearland, Sr.
OF-Lindsey Stewart, Pearland, Sr.
UTIL-Alyssa Denham, Pearland, Sr.

5A

Semifinals

Gregory-Portland 4, Angleton 1
North Richland Hills Birdville 10, Frisco 1

Championship

North Richland Hills Birdville 8, Gregory-Portland 7

All-Tournament

P-Grace Greene, North Richland Hills Birdville, Fr.
C-Kylea Nix, Gregory-Portland, Sr.
1B-Calie Burris, North Richland Hills Birdville, Jr.
2B-Gianna Valforte, North Richland Hills Birdville, Jr.
3B-Elena Garcia, North Richland Hills Birdville, Jr.*
SS-Cassandra Roche, Gregory-Portland, Sr.
OF-Maygan Paul, North Richland Hills Birdville, So.
OF-Skylar Ouellette, Gregory-Portland, Jr.
OF-Emma Ortiz, Frisco, Jr.
UTIL-Sydney Ouellette, Gregory-Portland, Fr.

4A

Semifinals

La Grange 7, Brownwood 1
Paris North Lamar 7, Needville 6 (8)

Championship

La Grange 8, Paris North Lamar 1

All-Tournament

P-Missy Zoch, La Grange, Sr.
C-Megan Crosby, Needville, Sr.
1B-Amber Loehr, La Grange, Sr.
2B-Briana Angel, La Grange, Sr.*
3B-Riley Fisbeck, La Grange, Sr.
SS-Blake Ann Fritsch, La Grange, Sr.
OF-Summer Andrews, Paris North Lamar, So.
OF-Anna Gadway, Needville, Fr.
OF-Shelby Dixon, La Grange, Jr.
UTIL-Reagan Richardson, Paris North Lamar, So.

3A

Semifinals

West 2, Santa Gertrudis Academy 0
Colorado City Colorado 5, Brock 2

Championship

West 11, Colorado City Colorado 0 (5)

All-Tournament

P-Daniell Nors, West, Jr.*
C-Casie Pavlas, West, Jr.
1B-Carigan Suggs, West, Sr.
2B-Emeri Eubanks, West, Jr.
3B-Sierra Reese, West, Sr.
SS-Maddison Kettler, West, Sr.
OF-Mia Pokluda, West, So.
OF-Julia Wernet, West, Jr.
OF-Baylie Lindsey, Colorado City Colorado, Jr.
UTIL-Saidi Castillo, Santa Gertrudis Academy, So.

2A

Semifinals

Windthorst 11, Crawford 1 (5)
Shiner 13, Harleton 2 (5)

Championship

Shiner 13, Windthorst 0 (5)

All-Tournament

P-CeCe Darilek, Shiner, Sr.*
C-Madison Jalufka, Shiner, Jr.
1B-Kori Landman, Shiner, Sr.
2B-Lauren Schuette, Shiner, Jr.
3B-Bethany Nevlud, Shiner, So.
SS-Kailey Williams, Shiner, So.
OF-Mackinly Pilat, Shiner, Jr.
OF-Hannah Nevlud, Shiner, Sr.
OF-Taylor Wenske, Shiner, Fr.
UTIL-Breann Schreiber, Windthorst, Sr.

**2015 (June 3-6)
McCombs Field (UT), Austin**

6A

Semifinals

Katy 3, Conroe The Woodlands 2 (8)
Lewisville 3, San Benito 2

Championship

Katy 3, Lewisville 2

All-Tournament

P-Kylie Redding, Katy, So.
C-Gaby Vasquez, Lewisville, Sr.
1B-Kourtney Coveney, Katy, So.
2B-Tommi Goodman, Lewisville, Jr.
3B-Kayla Garcia, Katy, Fr.*
SS-Aubrey Leach, Conroe The Woodlands, Sr.
OF-Katie Clark, Katy, Jr.
OF-McKay Bloxham, Katy, So.
OF-Lindsay French, Lewisville, Jr.
UTIL-Maribeth Gorsuch, Lewisville, Jr.

5A

Semifinals

Aledo 8, Fort Bend Ridge Point 7
Cedar Park Vista Ridge 12, Hallsville 5

Championship

Aledo 3, Cedar Park Vista Ridge 2

All-Tournament

P-Lauren Craine, Aledo, Sr.*
C-Alli Ramsey, Aledo, Sr.
1B-Lauren McCown, Cedar Park Vista Ridge, So.
2B-Maddey Collins, Cedar Park Vista Ridge, So.
3B-Riley Sartain, Aledo, Sr.
SS-Allie Arneson, Aledo, Sr.
OF-Kadyn Kirkpatrick, Aledo, Jr.
OF-Lauren Pick, Cedar Park Vista Ridge, Sr.
OF-Julie Ann Rawls, Hallsville, Jr.
UTIL-Makinzy Herzog, Fort Bend Ridge Point, Fr.

4A

Semifinals

Huffman Hargrave 2, Snyder 0
Needville 9, Texarkana Pleasant Grove 6

Championship

Huffman Hargrave 6, Needville 4

All-Tournament

P-Megan Unroe, Huffman Hargrave, Sr.*
C-Loren Dempsey, Huffman Hargrave, Sr.
1B-Naudia Gonzalez, Snyder, Sr.
2B-Kylie Matula, Needville, So.
3B-Faith Lipham, Texarkana Pleasant Grove, Jr.
SS-Mari Cranek, Needville, Sr.
OF-Caroline Brisco, Needville, Jr.
OF-Maggie McCloskey, Huffman Hargrave, Jr.
OF-Madi O'Neal, Huffman Hargrave, Jr.
UTIL-Kylie George, Huffman Hargrave, So.

3A

Semifinals

Hallettsville 12, Whitewright 5
East Bernard 1, Comanche 0

Championship

East Bernard 8, Hallettsville 1

All-Tournament

P-Samantha Show, East Bernard, Sr.*
C-Alyssa Reyes, East Bernard, Jr.
1B-Kendra Gillam, Comanche, Sr.
2B-Camille Grahmann, Hallettsville, Jr.
3B-Kelbi Fortenberry, East Bernard, Jr.
SS-Kendyle Lange, Hallettsville, So.
OF-Tucker Caraway, Whitewright, Sr.
OF-Maycie Atterberry, East Bernard, Fr.
OF-Kenna Lange, Hallettsville, Fr.
UTIL-Paiden Pruett, Hallettsville, Sr.

2A

Semifinals

Harleton 8, Bosqueville 0
Shiner 5, Hawley 4

Championship

Shiner 3, Harleton 0

All-Tournament

P-CeCe Darilek, Shiner, Jr.
C-Hailey Pyland, Harleton, Fr.
1B-Ali Modisett, Harleton, Sr.
2B-Lauren Schuette, Shiner, So.
3B-Bethany Nevlud, Shiner, Fr.*
SS-Kailey Williams, Shiner, Fr.
OF-Kassidy Bishop, Shiner, So.
OF-Morgan Bullock, Harleton, Jr.
OF-Dakotah Hawk, Harleton, Jr.



UTIL-Randi Carol Phillips, Harleton, So.

2014 (May 28-31) McCombs Field (UT), Austin

5A

Semifinals

Deer Park 6, Lubbock Coronado 1
Conroe The Woodlands 12, San Antonio Southwest 2 (6)

Championship

Deer Park 8, Conroe The Woodlands 2

All-Tournament

P-Payton McBride, Deer Park, So.*
C-Kelcy Leach, Conroe The Woodlands, Fr.
1B-Caitlin Plocheck, Deer Park, Sr.
2B-Tyler Galena, Deer Park, Jr.
3B-Rhonda Jarvis, Deer Park, Jr.
SS-Aubrey Leach, Conroe The Woodlands, Sr.
OF-Haley Harrison, Deer Park, Sr.
OF-Devann Hebert, Deer Park, Sr.
OF-Brittany Mann, Conroe The Woodlands, Sr.
UTIL-Sidney Salmans, Conroe The Woodlands, Sr.

4A

Semifinals

Ennis 8, Mont Belvieu Barbers Hill 7
Aledo 6, Buda Hays 5

Championship

Aledo 10, Ennis 3

All-Tournament

P-Lauren Craine, Aledo, Jr.
C-Allie Ramsey, Aledo, Jr.
1B-Kayla Prachyl, Ennis, Sr.
2B-Rhyllie Makawe, Aledo, Jr.*
3B-Riley Sartain, Aledo, Jr.
SS-Allie Ameson, Aledo, Jr.
OF-Julia Hollingsworth, Ennis, Jr.
OF-Kadyn Kirkpatrick, Aledo, So.
OF-Haylee Bowen, Aledo, Sr.
UTIL-Michaela Cochran, Ennis, So.

3A

Semifinals

Van 15, Snyder 13
La Grange 4, Huffman Hargrave 1

Championship

La Grange 7, Van 3

All-Tournament

P-Marissa Zoch, La Grange, So.
C-Hatti Moore, La Grange, Fr.
1B-Naudia Gonzales, Snyder, Jr.
2B-Priscilla Guzman, Snyder, Jr.
3B-Kristy Bertsch, La Grange, Jr.
S-Alyssa Angel, La Grange, Sr.
OF-Hallee Carter, Van, Jr.
OF-Blake-Ann Fritsch, La Grange, So.
OF-Jordain Castillo, Van, Jr.
UTIL-Kylee Moore, Van, Jr.

2A

Semifinals

East Bernard 7, Hawley 0
Crawford 9, Lone Oak 2

Championship

Crawford 5, East Bernard 3

All-Tournament

P-Carrigan Chambers, Crawford, Sr.
C-Sydney Christensen, Crawford, Sr.
1B-Cheyenne Lynch, Crawford, Sr.
2B-Tori Phillips, Crawford, Sr.

3B-Kelbi Fortenberry, East Bernard, So.
SS-Morgan Groppe, Crawford, Sr.*
OF-Jessica TomcheSon, Crawford, Sr.
OF-Angelica Lopez, East Bernard, Sr.
OF-Haley Clark, East Bernard, So.
UTIL-Samantha Show, East Bernard, Sr.

1A

Semifinals

Harleton 5, Hubbard 0
Weimar 6, Petrolia 0

Championship

Weimar 4, Harleton 3

All-Tournament

P-Kendall Marak, Weimar, Jr.*
C-Hunter Ervin, Ivanhoe Rayburn, So.
1B-Ali Modisett, Harleton, Jr.
2B-Taylor Pryland, Harleton, Jr.
3B-Bailey Cemosek, Weimar, Jr.
SS-Emma Holland, Weimar, Fr.
OF-McKenna Munsch, Weimar, Sr.
OF-Avery Underwood, Harleton, Fr.
OF-Macy Ridinger, Petrolia, Jr.
UTIL-Baylee Cochran, Harleton, Sr.

2013 (May 31-June 3) McCombs Field (UT), Austin

5A

Semifinals

Humble Kingwood 9, Deer Park 3
Lewisville 5, San Benito 2

Championship

Lewisville 3, Humble Kingwood 2

All-Tournament

P-Maribeth Gorsuch, Lewisville, Fr.*
C-Emily Lasky, Lewisville, Sr.
1B-Becca Scott, Lewisville, Sr.
2B-Krista Frontino, Humble Kingwood, Jr.
3B-Megan Haggard, Lewisville, Jr.
SS-Lindsay Gregory, Humble Kingwood, Fr.
OF-Miranda Worthington, Lewisville, Jr.
OF-Kacie Saucedo, Lewisville, Jr.
OF-Arianna Zemial, Humble Kingwood, So.
UTIL-Allie Gonzalez, Humble Kingwood, So.

4A

Semifinals

Lucas Lovejoy 10, Richmond Foster 5 (12)
Buda Hays 8, Aledo 1

Championship

Buda Hays 11, Lucas Lovejoy 8

All-Tournament

P-Sarah Leal, Buda Hays, Jr.
C-Amanda Gray, Lucas Lovejoy, Jr.
1B-Clarissa Gonzalez, Buda Hays, Sr.
2B-Katie Curry, Lucas Lovejoy, So.
3B-Jaclyn Willis, Lucas Lovejoy, Fr.
SS-Maddy Shannon, Buda Hays, Jr.
OF-Hannah Ramsey, Buda Hays, Sr.*
OF-Brayden Pinckard, Buda Hays, Sr.
OF-Ginger Hervey, Lucas Lovejoy, Sr.
UTIL-Danielle Brochu, Lucas Lovejoy, So.

3A

Semifinals

Hudson 9, Burkburnett 5
Mineola 7, La Grange 1

Championship

Hudson 12, Mineola 9

All-Tournament

P-Kelsee Selman, Hudson, Sr.*
C-Morgan Catron, Mineola, Sr.
1B-Alyssa Dotson, Hudson, Sr.
2B-Cassidy Brasuell, Hudson, Sr.
3B-Breanna Homer, La Grange, Sr.
SS-Bryli Lee, Lufkin Hudson, Sr.
OF-Ali Galaz, Mineola, Sr.
OF-KK Parker, Hudson, Jr.
OF-Alyssa Pierce, Hudson, Sr.
UTIL-Madison Jeffrey, Hudson, Sr.

2A

Semifinals

Pilot Point 5, Garrison 2
Santa Gertrudis Academy 7, Hawley 6

Championship

Pilot Point 1, Santa Gertrudis Academy 0

All-Tournament

P-Skylar Cagle, Pilot Point, Sr.*
C-Danielle Gonzalez, Santa Gertrudis Academy, Sr.
1B-Amanda Verette, Hawley, Sr.
2B-Lori Campbell, Pilot Point, Sr.
3B-Kimberly Ruiz, Santa Gertrudis Academy, Jr.
SS-Celeste Castillo, Santa Gertrudis Academy, So.
OF-Miranda Gonzalez, Santa Gertrudis Academy, Sr.
OF-Sierra Brooks, Pilot Point, Sr.
OF-Mallory Ramsey, Pilot Point, So.
UTIL-Allison Strittmatter, Pilot Point, Jr.

1A

Semifinals

Ivanhoe Rayburn 8, Albany 6
Weimar 13, Beckville 3 (5)

Championship

Weimar 2, Ivanhoe Rayburn 0

All-Tournament

P-Kendall Marak, Weimar, Jr.*
C-Ali Weichman, Ivanhoe Rayburn, Sr.
1B-Allison Williams, Weimar, Fr.
2B-Allison Srubar, Weimar, Sr.
3B-Maddie Dow, Ivanhoe Rayburn, Sr.
SS-Taylor Lindsay, Beckville, Jr.
OF-Shelby Vacek, Weimar, So.
OF-Keegan Hill, Albany, Sr.
OF-Jaiden Pelton, Ivanhoe Rayburn, Sr.
UTIL-Alaina Kissinger, Ivanhoe Rayburn, Sr.

2012 (May 30-June 2) McCombs Field (UT), Austin

5A

Semifinals

Klein Collins 6, Plano East 3
Deer Park 13, Northside O'Connor 2 (5)

Championship

Deer Park 6, Klein Collins 0

All-Tournament

P-Kristen Davenport, Deer Park, Sr.*
C-Jo Rivera, Deer Park, Fr.
1B-Caitlin Plocheck, Deer Park, So.
2B-Lexi Fryar, Deer Park, Jr.
3B-Angelica Gonzales, Klein Collins, Sr.
SS-Alexis Garcia, Deer Park, Jr.
OF-Haley Harrison, Deer Park, So.
OF-Alana Tinker, Deer Park, So.
OF-Chandler Cink, Plano East, Sr.
UTIL-Laura Lopez, Klein Collins, Sr.



4A

Semifinals
Montgomery 11, Forney 3
Comal Smithson Valley 11, Waco Midway 9
Championship
Comal Smithson Valley 9, Montgomery 8
All-Tournament
P-Regan Mergele, Comal Smithson Valley, Fr.
C-Celena Massey, Comal Smithson Valley, Jr.
1B-Taylor Darilek, Comal Smithson Valley, Jr.
2B-Megan Hill, Comal Smithson Valley, Sr.
3B-Carly Holder, Montgomery, Fr.
SS-Monique Miller, Waco Midway, Sr.
OF-Bailey Watson, Montgomery, Fr.
OF-Kellen Robles, Comal Smithson Valley, Jr.*
OF-Rylie Chappell, Forney, Sr.
UTIL-Devon Tunning, Montgomery, Jr.

3A

Semifinals
Hudson 5, West 2
Henderson 3, Liberty Hill 0
Championship
Hudson 8, Henderson 4
All-Tournament
P-Kelsee Selman, Hudson, Jr.*
C-Lauren Gilcrease, Hudson, Sr.
1B-AlySa Dotson, Hudson, Jr.
2B-Cassidy Brasuell, Hudson, Jr.
3B-Jade Havard, Hudson, Sr.
SS-Allison Waggoner, Henderson, Sr.
OF-Jenna Toon, Henderson, Sr.
OF-Madison Selman, Hudson, So.
OF-Marlee Guidry, Hudson, Sr.
UTIL-Tessa Thomas, Henderson, Sr.

2A

Semifinals
Alpine 4, Mineola 3 (8)
Crawford 4, Danbury 3
Championship
Crawford 5, Alpine 1
All-Tournament
P-Carrigan Chambers, Crawford, So.*
C-Sydney Christensen, Crawford, So.
1B-Kirsten Goodwin, Crawford, Sr.
2B-Morgan Gropppe, Crawford, So.
3B-Leah Brown, Crawford, Jr.
SS-Taylor Vrazel, Danbury, So.
OF-Ali Galaz, Mineola, Jr.
OF-Tori Phillips, Crawford, So.
OF-Christina Graham, Alpine, Sr.
UTIL-Mary Catherine Saenz, Alpine, Sr.

1A

Semifinals
Ivanhoe Rayburn 5, Petrolia 3
Flatonia 4, Garrison 1
Championship
Flatonia 6, Ivanhoe Rayburn 4 (9)
All-Tournament
P-Katherine Steinhauser, Flatonia, So.
C-Jamie Kowalick, Petrolia, Sr.
1B-Avery Cranford, Ivanhoe Rayburn, Sr.
2B-Alexandra Burns, Flatonia, Sr.
3B-Taylor Williams, Flatonia, Jr.*
SS-Courtney Mica, Flatonia, Sr.
OF-McKenna Lopez, Flatonia, So.
OF-Ali Wiechemann, Ivanhoe Rayburn, Jr.
OF-Sydney Davis, Ivanhoe Rayburn, Sr.

UTIL-Kylie Mica, Flatonia, Fr.

**2011 (June 2-4)
McCombs Field (UT), Austin**

5A
Semifinals
Northside O'Connor 3, Plano 2
Conroe The Woodlands 6, Pearland 0
Championship
Conroe The Woodlands 7, Northside O'Connor 5
All-Tournament
P-Paige McDuffe, Conroe The Woodlands, Jr.*
C-Chelsea Bennett, Pearland, Sr.
1B-Jessica Snyder, Conroe The Woodlands, Jr.
2B-Alyssa Jorgensen, Conroe The Woodlands, So.
3B-Brooke Riemann, Conroe The Woodlands, Sr.
SS-Faith Bohack, Conroe The Woodlands, Jr.
OF-Kelsey Jolly, Conroe The Woodlands, Sr.
OF-Kristen Miles, Plano, Jr.
OF-Leandra Maly, Pearland, Sr.
UTIL-Maegan Ramirez, Northside O'Connor, Sr.

4A

Semifinals
Santa Fe 3, Dripping Springs 2
Forney 9, Waco Midway 6
Championship
Santa Fe 10, Forney 3
All-Tournament
P-Micaela Bouvier, Santa Fe, So.
C-Krista Williams, Forney, So.
1B-Ciara Sunseri, Santa Fe, So.*
2B-Alexia Rowe, Waco Midway, Fr.
3B-Tina Cisneros, Dripping Springs, Sr.
SS-Jennifer Hamil, Santa Fe, Sr.
OF-Jordan Garza, Santa Fe, Sr.
OF-Laura Mabary, Forney, Jr.
OF-Lindsay Campbell, Santa Fe, Jr.
UTIL-Janice Burke, Dripping Springs, Fr.

3A

Semifinals
West 9, Sweeny 7
Celina 4, Huntington 3 (11)

Championship

Celina 5, West 1
All-Tournament
P-Katelyn Drummond, Celina, Jr.
C-Paige Mongillo, Celina, Jr.
1B-Megan Allred, West, Sr.
2B-Taylor Sullins, West, Sr.
3B-Janie Knowles, Celina, Fr.
SS-Shelby Carter, Celina, Jr.*
OF-Claudia Cantu, Celina, Jr.
OF-Shelby Miller, Sweeny, So.
OF-Mackenzie Wernet, West, So.
UTIL-Erica Wright, Huntington, Fr.

2A

Semifinals
Danbury 10, Callisburg 1
Nacogdoches Central Heights 17, Wall 3 (5)
Championship
Danbury 9, Nacogdoches Central Heights 1
All-Tournament
P-Kaylee Garner, Danbury, So.*
C-Ashley Noak, Danbury, Sr.
1B-Macy Peltier, Danbury, Sr.
2B-Kristin Yeager, Danbury, Sr.
3B-Leslie Penick, Nacogdoches Central Heights, Sr.
SS-Savannah Martin, Nacogdoches Central Heights, So.
OF-Shelby Scott, Danbury, Jr.
OF-Britiany Bailey, Danbury, Sr.
OF-Brittany Johnson, Nacogdoches Central Heights, So.
UTIL-Chandler McCarty, Nacogdoches Central Heights, Jr.

1A

Semifinals
Shiner 16, Lindsay 4 (5)
Grapeland 8, Albany 3
Championship
Shiner 1, Grapeland 0
All-Tournament
P-Ashley Shimek, Shiner, Sr.*
C-Holly Haas, Shiner, Sr.
1B-Jordan Pietsch, Shiner, Jr.
2B-Ryah Michalec, Shiner, Jr.
3B-Julianna Rankin, Shiner, Fr.
SS-Jayde Westbrook, Grapeland, So.
OF-Jalesia Walker, Grapeland, Jr.



Shiner - 2008 Conference 1A Softball Champions



OF-Stacey Perez, Shiner, Jr.
 OF-Hailey Owen, Albany, Sr.
 UTIL-Summer Groholski, Grapeland, Sr.

2010 (June 3-5) McCombs Field (UT), Austin

5A

Semifinals

Pearland 1, Lewisville Hebron 0
 Austin Bowie 9, Tomball 1

Championship

Pearland 4, Austin Bowie 0

All-Tournament

P-Jessica Bowden, Pearland, Jr.
 C-Chelsea Bennett, Pearland, Jr.
 1B-Megan Coronado, Pearland, Sr.
 2B-Maddie Lionberger, Austin Bowie, So.
 3B-Alli Akina, Austin Bowie, Jr.
 SS-Jaclyn Bechtle, Pearland, Sr.*
 OF-Leandra Maly, Pearland, Jr.
 OF-Sloan Walker, Tomball, So.
 OF-Rachel Chavana, Austin Bowie, Jr.
 UTIL-Shay Rossow, Austin Bowie, Jr.

4A

Semifinals

Waco Midway 7, Denton Guyer 0
 Magnolia 2, Comal Canyon 0 (10)

Championship

Waco Midway 1, Magnolia 0 (8)

All-Tournament

P-Kermitria Ward, Waco Midway, Sr.*
 C-Kelley Schaefer, Waco Midway, Jr.
 1B-Aubrey Fredlund, Waco Midway, Sr.
 2B-Makenzie Robertson, Waco Midway, Sr.
 3B-Valerie Ramirez, Waco Midway, Sr.
 SS-Monique Miller, Waco Midway, So.
 OF-Victoria Birdwell, Magnolia, So.
 OF-Kailee Vrana, Comal Canyon, Sr.
 OF-Kendra Sancet, Magnolia, Jr.
 UTIL-Katy Adair, Magnolia, Sr.

3A

Semifinals

West 1, Needville 0 (11)
 Paris North Lamar 8, Robinson 1

Championship

Paris North Lamar 1, West 0 (12)

All-Tournament

P-Rayn House, Paris North Lamar, Sr.*
 C-Carley Conley, Paris North Lamar, Jr.
 1B-Julie Stack, Needville, Jr.
 2B-Cobi Barker, Paris North Lamar, Jr.
 3B-Brooke Morrison, West, Jr.
 SS-Lindsey Cargill, Robinson, Fr.
 OF-Kristyn Kolacek, West, Sr.
 OF-Chancy Williams, Paris North Lamar, So.
 OF-Taylor Sullins, West, Jr.
 UTIL-Ashley Anz, West, Sr.

2A

Semifinals

George West 1, Early 0 (11)
 Brock 2, Harleton 0 (10)

Championship

George West 1, Brock 0 (8)

All-Tournament

P-Maggie Ham, George West, Jr.*
 C-Cheyenne DeLaGarza, Brock, Sr.

1B-Kayla Krietsch, George West, Sr.
 2B-Daniela Castillo, Early, So.
 3B-Kourtney Lowe, Brock, Sr.
 SS-Salina Chapa, George West, Jr.
 OF-Kate Jimerson, George West, Fr.
 OF-Meghan Bailey, Brock, Sr.
 OF-Kayla Wallek, George West, Sr.
 UTIL-Linsey Hays, Brock, Jr.

1A

Semifinals

Forsan 7, Malakoff Cross Roads 4
 Blue Ridge 4, Mart 3

Championship

Forsan 5, Blue Ridge 0

All-Tournament

P-Amanda Longorio, Forsan, Sr.*
 C-Kelsey Jones, Forsan, Sr.
 1B-Ashley Buzbee, Forsan, So.
 2B-Shelby Jones, Forsan, Sr.
 3B-Miranda Park, Forsan, Jr.
 SS-Ambra Hill, Forsan, So.
 OF-Kevy O'Brien, Forsan, Sr.
 OF-TeSa Littrell, Blue Ridge, Jr.
 OF-Kaymee Gooden, Mart, Fr.
 UTIL-Haley Lowrance, Malakoff Cross Roads, Sr.

2009 (June 4-6) McCombs Field (UT), Austin

5A

Semifinals

Pearland 3, Cedar Park Vista Ridge 0
 Comal Smithson Valley 1, Plano East 0 (10)

Championship

Comal Smithson Valley 1, Pearland 0

All-Tournament

P-Bailey Watts, Comal Smithson Valley, Sr.*
 C-Brittany Marcet, Pearland, Jr.
 1B-Kayla Booker, Comal Smithson Valley, Sr.
 2B-Lauren Langner, Pearland, So.
 3B-Maris Medina, Comal Smithson Valley, Jr.
 SS-Ashley Freeman, Comal Smithson Valley, Jr.
 OF-Kayt-Lyn Johnson, Cedar Park Vista Ridge, Jr.
 OF-Jensen Tydelski, Pearland, Sr.
 OF-Cassie Tysarczyk, Comal Smithson Valley, Jr.
 UTIL-Taylor Jones, Plano East, Sr.

4A

Semifinals

Angleton 1, Azle 0 (9)
 Comal Canyon 1, Mesquite Poteet 0

Championship

Comal Canyon 4, Angleton 2

All-Tournament

P-Sarah Mendez, Azle, Sr.
 C-Mandy Ogle, Comal Canyon, Jr.*
 1B-Aby Kester, Comal Canyon, Jr.
 2B-Brittany Gomez, Comal Canyon, Fr.
 3B-Becca Wall, Comal Canyon, Jr.
 SS-Gabby Banda, Angleton, Sr.
 OF-Stephanie Peace, Comal Canyon, Jr.
 OF-Kim Damian, Angleton, Sr.
 OF-Jessie Reyes, Angleton, Sr.
 UTIL-Meagan McKinney, Comal Canyon, Sr.

3A

Semifinals

Needville 2, Gatesville 1
 Celina 4, Longview Spring Hill 1

Championship

Needville 3, Celina 1

All-Tournament

P-Cally Falls, Needville, Jr.*
 C-Jasmine San Miguel, Celina, Sr.
 1B-Lizzie Autrey, Longview Spring Hill, So.
 2B-Shelby Carter, Celina, Fr.
 3B-Jenny Stack, Needville, So.
 SS-Kylie Nichols, Gatesville, Sr.
 OF-Lindsie Knowles, Celina, Fr.
 OF-Becca Radenmacher, Needville, Jr.
 OF-Cierra Wieghat, Needville, Sr.
 UTIL-Shauni Pihoda, Needville, So.

2A

Semifinals

Brock 1, Elysian Fields 0
 Hallettsville 3, Early 0

Championship

Brock 3, Hallettsville 0

All-Tournament

P-Linsey Hays, Brock, So.*
 C-Cheyenne DeLaGarza, Brock, Jr.
 1B-Miranda Ingram, Brock, Sr.
 2B-Dayla Jones, Brock, Sr.
 3B-Lacy Liles, Elysian Fields, Jr.
 SS-Callie Herrington, Hallettsville, Sr.
 OF-Kellen Werner, Hallettsville, Jr.
 OF-Timisha North, Hallettsville, Jr.
 OF-Dana Jones, Brock, Sr.
 UTIL-Megan Busselman, Hallettsville, So.

1A

Semifinals

Alto 3, Lindsay 2

Forsan 2, Iola 1

Championship

Forsan 2, Alto 1

All-Tournament

P-Amanda Longorio, Forsan, Jr.
 C-Abbey Scott, Alto, Jr.
 1B-Kevy O'Brien, Forsan, So.
 2B-Shelby Jones, Forsan, Jr.
 3B-Brianna Williamson, Alto, Jr.
 SS-Ambra Hill, Forsan, Fr.*
 OF-Erin Compian, Iola, Sr.
 OF-Rose Hermes, Lindsay, Sr.
 OF-Lacey Huddleston, Alto, Sr.
 UTIL-Heaven Liles, Alto, Jr.

2008 (May 29-31) McCombs Field (UT), Austin

5A

Semifinals

Alvin 5, Odessa 0
 Austin Bowie 1, Garland 0

Championship

Alvin 4, Austin Bowie 0

All-Tournament

P-Amber Anderson, Alvin, Sr.*
 C-Meghan Gomez, Alvin, Sr.
 1B-Kelsi Kettler, Alvin, Jr.
 2B-Jessica Savage, Alvin, Jr.
 3B-Erin Burford, Austin Bowie, Sr.
 SS-Alexis Joseph, Alvin, Sr.
 OF-Meagan Potts, Alvin, Sr.
 OF-Kelsey Nichols, Alvin, Jr.
 OF-Andrea Porter, Austin Bowie, Jr.
 UTIL-Blaire Luna, Austin Bowie, Jr.



4A

Semifinals

Aledo 6, Waco Midway 0
Nederland 1, Dripping Springs 0

Championship

Aledo 4, Nederland 0 (15)

All-Tournament

P-Whitney Canion, Aledo, Sr.*
C-Easton Cook, Aledo, So.
1B-Alyssa Lewis, Waco Midway, Jr.
2B-McKaylee Pittman, Aledo, Jr.
3B-Haylee Bell, Aledo, Sr.
SS-Lyndi Samuelson, Aledo, Sr.
OF-Briana Miles, Dripping Springs, So.
OF-Jennifer Swinney, Aledo, Sr.
OF-Andi Shahan, Aledo, Jr.
UTIL-Caitlin Austin, Nederland, Sr.

3A

Semifinals

Huntington 2, Burkburnett 1
Texarkana Liberty-Eylau 2, Castroville Medina Valley 1

Championship

Huntington 1, Texarkana Liberty-Eylau 0

All-Tournament

P-Carlie Thomas, Huntington, So.*
C-Brittney Batten, Huntington, Sr.
1B-Mallory Brandenburg, Huntington, Sr.
2B-Becca Kwapich, Castroville Medina Valley, Jr.
3B-Destiny Lovett, Huntington, Sr.
SS-Caitlyn Ivy, Huntington, Sr.
OF-Katie Mills, Huntington, Sr.
OF-Kalea Correll, Burkburnett, Jr.
OF-Megan Shelby, Texarkana Liberty-Eylau, Sr.
UTIL-Crystal Keller, Castroville Medina Valley, Jr.

2A

Semifinals

Coahoma 1, Sadler S&S Consolidated 0
East Bernard 2, Big Sandy Harmony 1

Championship

East Bernard 1, Coahoma 0

All-Tournament

P-Courtney Repka, East Bernard, Jr.*
C-Nikki Jones, Sadler S&S Consolidated, Jr.
1B-Brittney Wilcox, East Bernard, So.
2B-Laura Kubes, East Bernard, Sr.
3B-Samantha Wasek, East Bernard, Sr.
SS-Haley Dawson, East Bernard, Sr.
OF-Krista Kerby, Coahoma, Sr.
OF-Cameron Kieler, East Bernard, So.
OF-Anna Giannetti, East Bernard, So.
UTIL-Heather Newton, Coahoma, So.

1A

Semifinals

Bosqueville 5, Clyde Eula 3
Shiner 11, Maud 1 (5)

Championship

Shiner 11, Bosqueville 1 (6)

All-Tournament

P-Heather Haas, Shiner, Jr.*
C-Holly Haas, Shiner, Fr.
1B-Loren McCormick, Bosqueville, Jr.
2B-Alyssa Strauss, Shiner, Jr.
3B-Amber Shimek, Shiner, Jr.
SS-Paige Michalec, Shiner, Jr.
OF-Lauren Michalec, Shiner, Jr.
OF-Aleisha Flowers, Shiner, Jr.
OF-Michelle Miller, Bosqueville, Jr.



Castroville Medina Valley - 2007 Conference 3A Softball Champions

UTIL-Hannah Bales, Clyde Eula, Fr.

2007 (May 31-June 2) McCombs Field (UT), Austin

5A

Semifinals

Garland 5, Austin Bowie 0
Katy 4, Lewisville Marcus 1

Championship

Garland 1, Katy 0

All-Tournament

P-Tomi Garrison, Garland, Jr.*
C-Holly Holl, Katy, So.
1B-Katie Updyke, Garland, Fr.
2B-Whitney Wilson, Garland, Sr.
3B-Taran Tyler, Katy, Fr.
SS-Krystle Huey, Garland, Sr.
OF-Fra' Shekia Knight, Garland, Jr.
OF-Kasey Henderson, Katy, Sr.
OF-Maureen Chunta, Lewisville Marcus, Jr.
UTIL-Matte Haack, Katy, So.

4A

Semifinals

Denton Ryan 2, McKinney North 1
Boerne 3, Brenham 0

Championship

Boerne 7, Denton Ryan 3

All-Tournament

P-Victoria Beltran, Boerne, Sr.*
C-Kaitlin Southerland, Boerne, Sr.
1B-Shelbey Veselka, Boerne, Sr.
2B-Chelsea Muskopf, Boerne, Jr.
3B-Ryanne Chapman, Boerne, Sr.
SS-Sara Corcoran, Boerne, Sr.
OF-Jeana Keyes, Denton Ryan, Sr.
OF-Kim LeComte, Boerne, Jr.
OF-Robyn Gorton, Denton Ryan, Jr.
UTIL-Kristen Adkins, McKinney North, Sr.

3A

Semifinals

Castroville Medina Valley 1, Huntington 0
Burkburnett 4, West 0

Championship

Castroville Medina Valley 7, Burkburnett 2

All-Tournament

P-Crystal Keller, Castroville Medina Valley, So.*
C-Brittney Batten, Huntington, Jr.
1B-Amanda Hillbig, Castroville Medina Valley, Jr.
2B-Brooke Keel, West, Fr.
3B-Mysia Proctor, Castroville Medina Valley, So.
SS-Allison Stein, Castroville Medina Valley, Sr.
OF-Jenna Haby, Castroville Medina Valley, Jr.
OF-Rebecca Kwapich, Castroville Medina Valley, So.
OF-Carrie Harvey, Burkburnett, Jr.
UTIL-Lorena Barnes, Burkburnett, Sr.

2A

Semifinals

Aubrey 4, Pattonville Prairiland 3
Troy 11, Coahoma 1 (6)

Championship

Troy 6, Aubrey 3

All-Tournament

P-Michelle Ege, Troy, Sr.*
C-Shelby Shepperd, Troy, Sr.
1B-Kasey Carlock, Aubrey, So.
2B-Bailee Berry, Pattonville Prairiland, Sr.
3B-Catherine Snow, Troy, Sr.
SS-McKenzie Sickler, Troy, Sr.
OF-Cat Hernandez, Troy, So.
OF-Jenny Calhoun, Troy, So.
OF-Jackie Martinez, Troy, Sr.
UTIL-Kylie Roos, Aubrey, So.

1A

Semifinals

Shiner 3, McLeod 0
Bosqueville 6, Seymour 0

Championship

Bosqueville 4, Shiner 1

All-Tournament

P-Ashley Barnes, Bosqueville, Jr.
C-Grace Cetman, Bosqueville, So.
1B-Jennifer Latham, Seymour, Sr.
2B-Alyssa Strauss, Shiner, So.
3B-Haley Feight, Bosqueville, So.
SS-Raygan Feight, Bosqueville, Sr.*



OF-Morgan Elkins, Bosqueville, So.
 OF-Aleisha Flowers, Shiner, So.
 OF-Whitney Idom, McLeod, Sr.
 UTIL-Heather Haas, Shiner, So.

2006 (June 1-3) McCombs Field (UT), Austin

5A

Semifinals

Garland 3, Clute Brazoswood 0
 Keller 5, Comal Smithson Valley 1

Championship

Garland 4, Keller 1 (13)

All-Tournament

P-Tomi Garrison, Garland, So.*
 C-Dominique Salazar, Comal Smithson Valley, Jr.
 1B-Aly Presswood, Keller, Sr.
 2B-Whitney Wilson, Garland, Jr.
 3B-Brianna Love, Garland, Jr.
 SS-Krystle Huey, Garland, Jr.
 OF-Fra'Shekia Knight, Garland, So.
 OF-Michelle Huffman, Keller, Sr.
 OF-Kylie King, Keller, Sr.
 UTIL-Kirsten Shortridge, Keller, Sr.

4A

Semifinals

Little Cypress-Mauriceville 3, Cleburne 2 (12)
 Dripping Springs 1, Northwest 0 (8)

Championship

Little Cypress-Mauriceville 3, Dripping Springs 0 (11)

All-Tournament

P-Cody Trahan, Little Cypress-Mauriceville, Sr.*
 C-Miriam Richards, Little Cypress-Mauriceville, Sr.
 1B-Karlie Harrell, Little Cypress-Mauriceville, Sr.
 2B-Katie Harrell, Little Cypress-Mauriceville, Fr.
 3B-Kyndall Freer, Dripping Springs, Sr.
 SS-Janaye Richardson, Cleburne, Sr.
 OF-Kristen Sumner, Dripping Springs, Sr.
 OF-Kady Simmons, Dripping Springs, Sr.
 OF-Amber Bryan, Little Cypress-Mauriceville, Sr.
 UTIL-Nikki Brown, Dripping Springs, Jr.

3A

Semifinals

West Columbia Columbia 4, Mont Belvieu Barbers Hill 0
 Van 2, Clyde 1

Championship

West Columbia Columbia 5, Van 2

All-Tournament

P-Cami Newsome, West Columbia Columbia, So.*
 C-Shelby Harris, Van, Fr.
 1B-Bailey Watts, West Columbia Columbia, Fr.
 2B-Jessica Garcia, West Columbia Columbia, Jr.
 3B-Destiny Corley, West Columbia Columbia, So.
 SS-Natalie Rodriguez, West Columbia Columbia, Fr.
 OF-Catherine Rodriguez, West Columbia Columbia, Sr.
 OF-Chasity Smith, Van, Fr.
 OF-Kristin Brey, Van, Sr.
 UTIL-Chandler Hall, Mont Belvieu Barbers Hill, So.

2A

Semifinals

Elysian Fields 7, Coahoma 1
 Weimar 3, Celina 2

Championship

Weimar 1, Elysian Fields 0

All-Tournament

P-Kailey Kubesch, Weimar, Jr.*

C-Tracy Rosenauer, Weimar, Jr.
 1B-Renee Grohmann, Weimar, Jr.
 2B-Karli Sembera, Weimar, Fr.
 3B-Amanda Busby, Elysian Fields, Sr.
 SS-Chelsea Farris, Elysian Fields, Sr.
 OF-Kristi Kelley, Elysian Fields, Sr.
 OF-Stacy Scardino, Weimar, Sr.
 OF-Kelli Berger, Weimar, Jr.
 UTIL-Baylee Hickey, Elysian Fields, Jr.

1A

Semifinals

Clyde Eula 6, Shiner 2
 Collinsville 9, Dallardsville Big Sandy 2

Championship

Clyde Eula 5, Collinsville 0

All-Tournament

P-Ashley Hillin, Clyde Eula, Sr.*
 C-Amber Farr, Collinsville, Sr.
 1B-Sammi Russell, Collinsville, Jr.
 2B-Whitney Faircloth, Clyde Eula, Sr.
 3B-Amelia Corbett, Collinsville, Sr.
 SS-Courtney Clark, Clyde Eula, Sr.
 OF-Bailey Reynolds, Clyde Eula, Sr.
 OF-Katie Moseley, Dallardsville Big Sandy, Sr.
 OF-Paige Michalec, Shiner, Fr.
 UTIL-Alix Dean, Collinsville, Jr.

2005 (June 2-4) McCombs Field (UT), Austin

5A

Semifinals

Keller 1, Tomball 0
 Garland 3, Northside O'Connor 0

Championship

Keller 4, Garland 0 (15)

All-Tournament

P-Kirsten Shortridge, Keller, Jr.*
 C-Amber Tramp, Keller, Jr.
 1B-Vanessa Vice, Garland, Jr.
 2B-Brittany Reno, Northside O'Connor, Jr.
 3B-Erin Hinojosa, Keller, Jr.
 SS-Sadie Pitzengerger, Tomball, So.
 OF-Tiffanie Boone, Keller, Sr.
 OF-Becca Byers, Keller, Sr.
 OF-Kristie Richmond, Northside O'Connor, Jr.
 UTIL-Tomi Garrison, Garland, Fr.

4A

Semifinals

Brenham 4, Andrews 1
 Justin Northwest 2, Elgin 0

Championship

Brenham 2, Justin Northwest 1 (11)

All-Tournament

P-Megan Winkelmann, Brenham, Sr.*
 C-Tiffany Dahlquist, Brenham, Sr.
 1B-Lindsay Freeman, Justin Northwest, Sr.
 2B-Katie Bush, Brenham, Sr.
 3B-Kayla Albus, Brenham, So.
 SS-Holly Long, Brenham, Sr.
 OF-Haley Long, Brenham, Sr.
 OF-Christin Robertson, Justin Northwest, Fr.
 OF-Charli Mitchell, Andrews, Jr.
 UTIL-Brittany Barnhill, Justin Northwest, So.

3A

Semifinals

La Grange 1, Van 0 (13)

West Columbia Columbia 10, Pilot Point 3
 Championship

La Grange 7, West Columbia Columbia 1

All-Tournament

P-Kimmy Lee, La Grange, So.
 C-Jenna Cernoch, La Grange, Sr.*
 1B-Elizabeth Schramm, La Grange, Sr.
 2B-Bethany Smith, Van, Sr.
 3B-Heather Roberts, Pilot Point, Sr.
 SS-Mandi Bertsch, La Grange, Jr.
 OF-Hannah Sulik, La Grange, Sr.
 OF-Catherine Rodriguez, West Columbia Columbia, Jr.
 OF-Robyn Kovar, La Grange, So.
 UTIL-Cami Newsome, West Columbia Columbia, Fr.

2A

Semifinals

Elysian Fields 4, Coahoma 2
 Troy 5, Weimar 4

Championship

Elysian Fields 2, Troy 0

All-Tournament

P-Brooke Hickey, Elysian Fields, Sr.*
 C-Shelby Shepperd, Troy, So.
 1B-Baylee Hickey, Elysian Fields, So.
 2B-Desi Rauch, Troy, So.
 3B-Nicole Hall, Elysian Fields, Sr.
 SS-Miranda Soto, Weimar, So.
 OF-Kristi Kelley, Elysian Fields, Jr.
 OF-Genella Turknett, Troy, Sr.
 OF-Kastady Rich, Troy, Jr.
 UTIL-Kailey Kubesch, Weimar, So.

1A

Semifinals

Dallardsville Big Sandy 8, McLeod 5
 Windthorst 5, D'Hanis 2

Championship

Windthorst 11, Dallardsville Big Sandy 0 (5)

All-Tournament

P-Chelsie Steinberger, Windthorst, Jr.
 C-Andrea Dunn, McLeod, Sr.
 1B-Haley Fitzgerald, McLeod, Jr.
 2B-Brittany Rothe, D'Hanis, Jr.
 3B-Sabrina Johnston, Windthorst, Sr.*
 SS-Megan Teichman, Windthorst, Sr.
 OF-Allison Schreiber, Windthorst, Sr.
 OF-Tessa Sales, Windthorst, Sr.
 OF-Emily Shipman, D'Hanis, Fr.
 UTIL-Casey Barrett, Dallardsville Big Sandy, Sr.

2004 (June 3-5) McCombs Field (UT), Austin

5A

Semifinals

Tomball 3, Northside Marshall 0
 Fort Bend Elkins 1, Fort Worth Paschal 0

Championship

Fort Bend Elkins 3, Tomball 1

All-Tournament

P-Ragan Blake, Fort Bend Elkins, Sr.*
 C-Sadie Pitzengerger, Tomball, Fr.
 1B-Alex Reynolds, Tomball, So.
 2B-Courtney Cornett, Tomball, Jr.
 3B-Brette Reagan, Tomball, Jr.
 SS-Roxy Meadows, Tomball, Sr.
 OF-Shallan Watson, Fort Bend Elkins, Jr.
 OF-Erin Tresselt, Fort Bend Elkins, So.
 OF-Allison Britt, Northside Marshall, Sr.



SOFTBALL

YEAR-BY-YEAR RESULTS

UTIL-Amanda Pitzenberger, Tomball, So.

4A

Semifinals

Port Neches Groves 1, Nacogdoches 0
Crowley 4, New Braunfels 0

Championship

Crowley 1, Port Neches Groves 0

All-Tournament

P-Megan Denny, Crowley, Sr.*
C-Macy Baker, Crowley, Jr.
1B-Isabel Rodriguez, Crowley, Jr.
2B-Shawna McNeel, Crowley, So.
3B-Kristi Hannan, Port Neches Groves, Jr.
SS-Brittany Terry, Crowley, So.
OF-Lecia Bradshaw, New Braunfels, Jr.
OF-Kindall Martin, Crowley, Fr.
OF-Christine Murphy, Port Neches Groves, Sr.
UTIL-Shalayne Blythe, Port Neches Groves, Sr.

3A

Semifinals

Wharton 4, Caldwell 1 (8)
Lindale 4, Monahans 2

Championship

Lindale 5, Wharton 0

All-Tournament

P-Randi Warren, Lindale, Sr.*
C-Kylie Packard, Lindale, Fr.
1B-Melanie Carlson, Wharton, Fr.
2B-Kayla Parker, Lindale, Jr.
3B-Staci Paul, Wharton, Sr.
SS-Jami Lobpries, Wharton, Sr.
OF-Kelsey Spittler, Caldwell, Fr.
OF-Hali Boyette, Lindale, Jr.
OF-Hayley Miller, Wharton, Jr.
UTIL-Misti Cosby, Lindale, Fr.

2A

Semifinals

Aubrey 5, Clyde Eula 0
Danbury 8, Franklin 0

Championship

Danbury 1, Aubrey 0 (8)

All-Tournament

P-Mindy Mager, Danbury, Sr.
C-Lynsae McNabb, Aubrey, So.
1B-Michelle Zacek, Danbury, Jr.
2B-Stephanie Vrazel, Danbury, So.
3B-Candace Vrazel, Danbury, Fr.
SS-Kelsie Glidden, Danbury, Sr.*
OF-Alyssa Lukashay, Danbury, Fr.
OF-Mary Strebeck, Danbury, Fr.
OF-Taris Lege, Danbury, Jr.
UTIL-Sarah Looper, Aubrey, Sr.

1A

Semifinals

Windthorst 6, McLeod 2
Slocum 2, Burton (12)

Championship

Windthorst 3, Slocum 0

All-Tournament

P-Amber Wolf, Windthorst, Sr.*
C-Sabrina Johnston, Windthorst, Jr.
1B-Kayla Hemmi, Windthorst, So.
2B-Kenda Schroeder, Windthorst, Jr.
3B-Whitney Veitenheimer, Windthorst, So.
SS-Megan Teichman, Windthorst, Jr.
OF-Chelsie Steinberger, Windthorst, So.



Robinson - 1999 Conference 3A Softball Champions

OF-Elizabeth Johnson, Slocum, Sr.
OF-Jessica Mahone, McLeod, So.
UTIL-McCall Salmon, Slocum, Jr.

2003 (May 29-31) McCombs Field (UT), Austin

5A

Semifinals

Keller 3, Fort Bend Elkins 2
Bryan 5, Comal Smithson Valley 1

Championship

Keller 6, Bryan 1

All-Tournament

P-Christina Gwyn, Keller, Sr.*
C-Kristi Sykes, Bryan, Sr.
1B-Chelsi Lake, Keller, Sr.
2B-Lyndsee Speakmon, Bryan, So.
3B-Kimi Johnson, Bryan, Sr.
SS-Rachel Johnson, Keller, Jr.
OF-Kelli Kenne, Fort Bend Elkins, Sr.
OF-Diana Davis, Bryan, Sr.
OF-Ashley Marshall, Bryan, Sr.
UTIL-Lisa Gorzycki, Bryan, Sr.

4A

Semifinals

Crowley 4, Mesquite Poteet 0
Castroville Medina Valley 1, Vidor 0

Championship

Crowley 3, Castroville Medina Valley 1

All-Tournament

P-Megan Denny, Crowley, Jr.*
C-Macy Baker, Crowley, So.
1B-Megan Whitley, Crowley, Sr.
2B-Stephanie Petty, Crowley, Sr.
3B-Megan Hoog, Castroville Medina Valley, Sr.
SS-Katie Pennington, Crowley, So.
OF-Jessica Crosby, Castroville Medina Valley, Fr.
OF-Kerri Kempf, Castroville Medina Valley, Sr.
OF-Kerry Courts, Vidor, Jr.
UTIL-Mary Lagleder, Castroville Medina Valley, Sr.

3A

Semifinals

Kennedale 3, Wharton 0
Kirbyville 5, Lindale 4

Championship

Kirbyville 8, Kennedale 1

All-Tournament

P-Holly Tankersley, Kirbyville, Sr.*
C-Stacy Jordan, Kirbyville, So.
1B-Macie Myers, Kirbyville, Jr.
2B-Amanda Barker, Wharton, Sr.
3B-Kayce Zielinski, Kennedale, So.
SS-Ashley Goodwin, Kirbyville, Sr.
OF-Tatum Woods, Kirbyville, Jr.
OF-Marquita Adams, Lindale, Sr.
OF-Lindsay Logos, Kennedale, Sr.
UTIL-Jamie Thompson, Kennedale, Jr.

2A

Semifinals

Coahoma 2, Prosper 0
Weimar 11, Redwater 1 (5)

Championship

Weimar 6, Coahoma 0

All-Tournament

P-Jenna Kubesch, Weimar, Sr.*
C-Amanda Rosenauer, Weimar, Jr.
1B-Myra Ulrich, Weimar, Sr.
2B-Laura Villa, Prosper, Jr.
3B-Jennifer Oncken, Weimar, Sr.
SS-Jill Kloesel, Weimar, Jr.
OF-Reagan Kasperek, Weimar, Jr.
OF-Jenne Dixon, Prosper, So.
OF-Andrea Amaro, Coahoma, Jr.
UTIL-Sarah Dunn, Coahoma, Fr.

1A

Semifinals

Windthorst 1, Slocum 0
Flatonia 9, Dodd City 1

Championship

Flatonia 3, Windthorst 0



All-Tournament

P-Kassi Mikulik, Flatonia, Sr.*
 C-Raven Beck, Flatonia, Jr.
 1B-Misty Akers, Dodd City, Jr.
 2B-Kalynne Meurer, Windthorst, Sr.
 3B-Mandi McDaniel, Flatonia, So.
 SS-Sabrina Johnston, Windthorst, So.
 OF-Rebekah Benton, Flatonia, Jr.
 OF-Amy Gonzales, Flatonia, Jr.
 OF-Lauren Renfro, Dodd City, Jr.
 UTIL-Amber Wolf, Windthorst, Jr.

2002 (May 30-June 1) McCombs Field (UT), Austin

5A

Semifinals

Bryan 1, Fort Bend Elkins 0 (10)
 Northside O'Connor 1, North Richland Hills Richland 0

Championship

Bryan 1, Northside O'Connor 0

All-Tournament

P-Lisa Gorzycki, Bryan, Jr.*
 C-Layne Nelson, Bryan, Sr.
 1B-Kristen Hennessey, North Richland Hills Richland, Jr.
 2B-Lisa Garcia, San Antonio O'Connor, Sr.
 3B-Brynn Kamenicky, North Richland Hills Richland, Sr.
 SS-Melissa Crouse, Bryan, Sr.
 OF-Stephanie Richmond, San Antonio O'Connor, Jr.
 OF-Jamie Hinshaw, Fort Bend Elkins, So.
 OF-LaNeshia Hawkins, Bryan, Sr.
 UTIL-Diana Davis, Bryan, Jr.

4A

Semifinals

Frisco 1, Southlake Carroll 0 (10)
 Comal Smithson Valley 4, Brenham 2

Championship

Frisco 1, Comal Smithson Valley 0

All-Tournament

P-Jill Weynand, Frisco, Sr.*
 C-Amanda Escalante, Comal Smithson Valley, So.
 1B-Samantha Bass, Frisco, Sr.
 2B-Shelley Pearson, Frisco, Sr.
 3B-Jennifer Boynton, Frisco, Sr.
 SS-Harmony Schwethelm, Comal Smithson Valley, Sr.
 OF-Brooke LaRue, Comal Smithson Valley, Fr.
 OF-Katherine Lehmann, Brenham, Sr.
 OF-Jennifer Buhler, Frisco, Sr.
 UTIL-Whitney Riley, Southlake Carroll, So.

3A

Semifinals

Splendora 1, Decatur 0 (12)
 Lindale 2, Bandera 0

Championship

Splendora 1, Lindale 0 (10)

All-Tournament

P-Melissa Collins, Splendora, Jr.*
 C-Krystal Vice, Splendora, Sr.
 1B-Chasity Keen, Lindale, Jr.
 2B-Sidney Crews, Lindale, Jr.
 3B-Brittany Crowell, Lindale, So.
 SS-Megan Earhart, Splendora, Jr.
 OF-Samantha Martin, Splendora, Sr.
 OF-Marquita Adams, Lindale, Jr.
 OF-Brandi Chambers, Decatur, Jr.
 UTIL-Randi Warren, Lindale, So.

2A

Semifinals

Alto 1, Coahoma 0 (11)
 Weimar 7, Aubrey 0

Championship

Weimar 1, Alto 0

All-Tournament

P-Jenna Kubesch, Weimar, Jr.*
 C-Amanda Rosenauer, Weimar, So.
 1B-Myra Ulrich, Weimar, Jr.
 2B-Megan Srubar, Weimar, So.
 3B-Brittany Thacker, Alto, Sr.
 SS-Ronda Williams, Alto, Sr.
 OF-Jo Lynn Levinski, Weimar, Jr.
 OF-Shekeyva Whitaker, Alto, Sr.
 OF-Reagan Kasperek, Weimar, So.
 UTIL-Ruby Garcia, Coahoma, Fr.

1A

Semifinals

Bosqueville 3, Brock 0
 Shiner 10, Collinsville 0 (5)

Championship

Shiner 11, Bosqueville 1 (5)

All-Tournament

P-Courtney Pietsch, Shiner, Sr.*
 C-DeAnna Cowart, Bosqueville, Jr.
 1B-Hailey Michalec, Shiner, So.
 2B-Chelsea Malina, Shiner, So.
 3B-Melissa Boedeker, Shiner, Jr.
 SS-Cherise Kasper, Shiner, Jr.
 OF-Julie Lawhon, Bosqueville, Jr.
 OF-Chelsea Lauer, Shiner, So.
 OF-Amanda Mayberry, Shiner, So.
 UTIL-Calei Tekubie, Bosqueville, So.

2001 (May 31-June 2) McCombs Field (UT), Austin

5A

Semifinals

Coppell 3, Garland Lakeview 0
 Katy Taylor 6, Northside Holmes 0

Championship

Coppell 1, Katy Taylor 0 (9)

All-Tournament

P-Nicole Denes, Coppell, Jr.
 C-Pam Brown, Coppell, Jr.
 1B-Vanessa Aldana, Northside Holmes, Sr.
 2B-Callye Williams, Katy Taylor, Jr.
 3B-Courtney Anderson, Coppell, So.
 SS-Kelly Dunn, Katy Taylor, Sr.
 OF-Tina Boutelle, Katy Taylor, Jr.
 OF-Raquel Spencer, Katy Taylor, Jr.
 OF-Kelly Rhyme, Coppell, Sr.
 UTIL-Cristin Vitel, Katy Taylor, Sr.

4A

Semifinals

Hallsville 5, Port Neches-Groves 1
 Comal Smithson Valley 4, Wichita Falls Rider 3

Championship

Comal Smithson Valley 5, Hallsville 1

All-Tournament

P-Jill Garro, Comal Smithson Valley, Jr.
 C-Jenilee Skender, Hallsville, Sr.
 1B-Loren Munoz, Comal Smithson Valley, Jr.
 2B-Allison Strickland, Hallsville, Jr.
 3B-Stephanie Beason, Hallsville, So.
 SS-Harmony Schwethelm, Comal Smithson Valley, Jr.

OF-Kristy Knudsen, Comal Smithson Valley, Sr.
 OF-Heather Polhamus, Comal Smithson Valley, Sr.
 OF-Sara Suggs, Hallsville, Jr.
 UTIL-Loni Rasberry, Hallsville, Sr.

3A

Semifinals

Sanger 5, Sinton 0
 Midland Greenwood 1, Splendora 0 (9)

Championship

Sanger 2, Midland Greenwood 0 (17)

All-Tournament

P-Amber Woods, Sanger, Sr.
 C-Alexis Vigil, Midland Greenwood, So.
 1B-Miceala Minner, Sanger, So.
 2B-Ashley Awalt, Midland Greenwood, Jr.
 3B-Audrey Kelly, Sanger, Sr.
 SS-Amy Hughes, Sanger, Sr.
 OF-Holly Miller, Sanger, Sr.
 OF-Jessica Hudson, Sanger, Sr.
 OF-Stephanie Adams, Midland Greenwood, So.
 UTIL-Erin Smith, Midland Greenwood, Jr.

2A

Semifinals

Archer City 2, Rogers 0
 Weimar 4, DeKalb 0

Championship

Archer City 2, Weimar 1

All-Tournament

P-Kayla Jones, Archer City, Sr.
 C-Amanda Rosenauer, Weimar, Fr.
 1B-Renea Shelton, Archer City, Sr.
 2B-Colby Delgado, Weimar, Sr.
 3B-Jennifer Oncken, Weimar, So.
 SS-Courtney Veal, Archer City, Sr.
 OF-Reagan Kasperek, Weimar, Fr.
 OF-Anna Campbell, Archer City, Sr.
 OF-Danielle Goodwin, DeKalb, So.
 UTIL-Megan Srubar, Weimar, Fr.

1A

Semifinals

Joaquin 2, Collinsville 0 (9)
 Shiner 2, Brock 1 (11)

Championship

Shiner 10, Joaquin 4

All-Tournament

P-Lindsey Michalec, Shiner, Sr.
 C-Heather Stratman, Shiner, Sr.
 1B-Amy Downey, Shiner, Jr.
 2B-Lindsey Maxey, Shiner, Sr.
 3B-Melissa Boedeker, Shiner, So.
 SS-Cherise Kasper, Shiner, So.
 OF-Kimberly Cook, Joaquin, Jr.
 OF-Hailey Michalec, Shiner, Fr.
 OF-Chelsea Malina, Shiner, Fr.
 UTIL-Ashley Jones, Joaquin, Sr.

2000 (May 31-June 2) McCombs Field (UT), Austin Pleasant Valley Sports Complex, Austin

5A

Semifinals

Bryan 3, South Grand Prairie 1
 Freeport Brazosport 4, Northside O'Connor 0

Championship

Freeport Brazosport 1, Bryan 0 (15)



All-Tournament

P-Nicole Neuerberg, Freeport Brazoswood, Sr.
C-Morgan Anderson, Freeport Brazoswood, Sr.
1B-Kathryn Haschke, Freeport Brazoswood, Sr.
2B-April Luce, Freeport Brazoswood, Jr.
3B-Erin Lindsey, Freeport Brazoswood, Jr.
SS-Lyndsey Bond, Bryan, Sr.
OF-Beth Lebow, Bryan, Sr.
OF-Candace Damian, Freeport Brazoswood, Sr.
OF-Lynne Tousek, Freeport Brazoswood, Jr.
UTIL-Rachel Werner, Bryan, Jr.

4A

Semifinals

Weatherford 6, Texarkana Texas 0
Brenham 2, Gregory-Portland 1 (8)

Championship

Weatherford 8, Brenham 3

All-Tournament

P-Carrie Walker, Weatherford, Sr.
C-Kristin Gunter, Brenham, So.
1B-Lauren Eckermann, Brenham, Fr.
2B-Lanessa Glover, Weatherford, Jr.
3B-Lacie Newson, Weatherford, Sr.
SS-Lyndee Davis, Texarkana Texas, Jr.
OF-Courtney Francis, Weatherford, Sr.
OF-Christy Cortez, Gregory-Portland, Jr.
OF-Kelly Majewski, Brenham, Jr.
UTIL-Robin Landau, Brenham, Sr.

3A

Semifinals

Devine 1, Bowie 0
Kennedale 1, LaGrange 0

Championship

Kennedale 1, Devine 0

All-Tournament

P-Joy Davis, Devine, Fr.
C-Krista Baade, Kennedale, Fr.
1B-Jessie Beard, Kennedale, Jr.
2B-Joni Greenfield, Kennedale, Sr.
3B-D'Anna Logos, Kennedale, Fr.
SS-Dee Dee Kirkpatrick, Kennedale, Sr.
OF-Susie Waddell, Devine, Jr.
OF-Ashley Taylor, Kennedale, So.
OF-Megan Munsch, LaGrange, So.

UTIL-Jenna Deweber, Bowie, So.

2A

Semifinals

Alto 6, Collinsville 4
Troy 3, Coahoma 2 (9)

Championship

Troy 2, Alto 1

All-Tournament

P-Megan Brown, Troy, So.
C-Stefani Easter, Troy, Jr.
1B-Hannah Show, Troy, So.
2B-LareSa King, Alto, Sr.
3B-Brittany Thacker, Alto, So.
SS-Lauren Arthur, Troy, Jr.
OF-Lori Wolf, Troy, Sr.
OF-Kati Sturrock, Alto, So.
OF-Brandi Hart, Coahoma, Jr.
UTIL-Katy Pearman, Alto, So.

**1999 (May 21-22)
Pleasant Valley Sports Complex, Austin**

5A

Semifinals

North Richland Hills Richland 1, Nacogdoches 0
Katy Taylor 1, Northside Taft 0 (11)

Championship

North Richland Hills Richland 2, Katy Taylor 0

All-Tournament

P-Lindsay Wilhelmson, North Richland Hills Richland, Jr.
C-Christy Conner, Katy Taylor, Sr.
1B-Jamie Braswell, Katy Taylor, Sr.
2B-Kristin Williams, Rich North Richland Hills Richland, So.
3B-Reagan Rutherford, North Richland Hills Richland, So.
SS-Haley King, North Richland Hills Richland, Jr.
OF-Lamia Scott, North Richland Hills Richland, Sr.
OF-Raquel Spencer, Katy Taylor, Fr.
OF-Tina Boutelle, Katy Taylor, Fr.
UTIL-Lauren Wygant, Katy Taylor, Jr.

4A

Semifinals

Magnolia 2, Hewitt Midway 1 (10)
Weatherford 4, Comal Smithson Valley 3 (9)

Championship

Magnolia 3, Weatherford 1

All-Tournament

P-Mendy Hartman, Magnolia, Sr.
C-Terroni Collins, Hewitt Midway, Sr.
1B-Angela Gonzales, Magnolia, Jr.
2B-Brandy Sanders, Magnolia, Sr.
3B-Michelle Harwell, Comal Smithson Valley, Jr.
SS-Sara Williamson, Weatherford, Jr.
OF-Summer Beesley, Weatherford, Sr.
OF-Loren Munoz, Comal Smithson Valley, Fr.
OF-Heather Polhamus, Comal Smithson Valley, So.
UTIL-Jennifer Nelson, Weatherford, Sr.

3A

Semifinals

Graham 11, Sinton 0
Robinson 2, Fomey 0

Championship

Robinson 3, Graham 0

All-Tournament

P-Melissa Roach, Robinson, Sr.
C-Lisa Hendrix, Robinson, Jr.
1B-Jacquilyn Kingery, Robinson, So.
2B-Carmen Chavez, Robinson, Jr.
3B-Tara Larmour, Graham, Sr.
SS-Dana Lauderdale, Robinson, So.
OF-Leska Lewallen, Robinson, So.
OF-Megan Kastner, Sinton, Fr.
OF-Melissa Martin, Graham, Sr.
UTIL-Dawn England, Graham, Jr.

2A

Semifinals

Coahoma 5, Como-Pickton 3
Alto 3, Shiner 0

Championship

Alto 5, Coahoma 3

All-Tournament

P-Alison Giles, Alto, Fr.
C-Rhagan Penn, Alto, Sr.
1B-Ashley Tarrant, Como-Pickton, So.
2B-Kenni Kay Buchanan, Coahoma, So.
3B-Brittany Thacker, Alto, Fr.
SS-Ronda Williams, Alto, Fr.
OF-Kati Sturrock, Alto, Fr.
OF-Brandi Hart, Coahoma, So.
OF-Kelli Buchanan, Coahoma, Jr.
UTIL-Kortney Kemper, Coahoma, So.

**1998 (May 22-23)
McCombs Field (UT), Austin
Pleasant Valley Sports Complex, Austin**

5A

Semifinals

Klein Oak 4, Irving Nimitz 3
Galena Park North Shore 3, Northside Taft 1

Championship

Klein Oak 1, Galena Park North Shore 0 (10)

All-Tournament

P-Shelley Laird, Klein Oak, Sr.
C-Brandi Noles, Klein Oak, So.
1B-Michael Parrot, Galena Park North Shore, Jr.
2B-Randi Billings, Galena Park North Shore, Jr.
3B-Holly Mehringer, Galena Park North Shore, Jr.
SS-Kayla Schurtz, Klein Oak, Sr.
OF-Selina Serrano, Galena Park North Shore, Jr.
OF-Stacey White, Irving Nimitz, Sr.
OF-Katy Boyd, Klein Oak, Jr.



Angleton - 1994 Conference 5A Softball Champions



UTIL-Kristin Schmidt, Galena Park North Shore, So.

4A

Semifinals

Waco Midway 7, Colleyville Heritage 0

Keller Fossil Ridge 4, Nederland 2

Championship

Waco Midway 2, Keller Fossil Ridge 0

All-Tournament

P-Rebecca Brophy, Waco Midway, Fr.

C-Terroni Collins, Waco Midway, Jr.

1B-Sarah Rogers, Waco Midway, Sr.

2B-Julia Brophy, Waco Midway, Sr.

3B-Jenna Kovalchick, Grapevine Colleyville Heritage, Sr.

SS-Stephanie Smith, Waco Midway, Jr.

OF-Angela Faust, Waco Midway, Jr.

OF-Becca Mellina, Waco Midway, Sr.

OF-Brandi Castillo, Keller Fossil Ridge, So.

UTIL-Kristi Mead, Keller Fossil Ridge, So.

3A

Semifinals

Kennedale 2, Woodville 1

West 2, Castroville Medina Valley 1

Championship

Kennedale 1, West 0

All-Tournament

P-Miranda Mayse, Kennedale, Sr.

C-Amie Kirkpatrick, Kennedale, Jr.

1B-Rebecca Wynalda, Kennedale, Jr.

2B-Gennifer Eskew, West, Jr.

3B-Sam Symank, West, So.

SS-Dee Dee Kirkpatrick, Kennedale, So.

OF-Terri Schroeder, West, Jr.

OF-Kelley Bussone, West, Jr.

OF-Ashley Bullard, Kennedale, Jr.

UTIL-Kassi Strickland, Woodville, Jr.

2A

Semifinals

Coahoma 7, Grand Saline 4 (8)

Blooming Grove 10, Jarrell 6

Championship

Coahoma 4, Blooming Grove 2

All-Tournament

P-Tara Sterling, Coahoma, Sr.

C-Laura Ellis, Blooming Grove, Sr.

1B-Shana Earnest, Coahoma, Sr.

2B-Melissa Cantrell, Blooming Grove, Sr.

3B-Laura Barham, Blooming Grove, Sr.

SS-Amanda Smith, Blooming Grove, Jr.

OF-Kori Patterson, Blooming Grove, So.

OF-Brandi Hart, Coahoma, Fr.

OF-Cassie Tindol, Coahoma, Jr.

UTIL-Amber Sladeczek, Jarrell, Sr.

1997 (May 16-17)

Pleasant Valley Sports Complex, Austin

5A

Semifinals

Pasadena Dobie 4, Richardson Berkner 3

Keller 10, Northside Holmes 1

Championship

Pasadena Dobie 5, Keller 3

All-Tournament

P-Maria Gutierrez, Pasadena Dobie, Jr.

C-Erin Renfro, Keller, Sr.

1B-Devine Cobb, Pasadena Dobie, So.

2B-Leslie Seay, Keller, Jr.

3B-Cheyne Haskins, Pasadena Dobie, Jr.

SS-Carmela Ortiz, Pasadena Dobie, Jr.

OF-Mindy Molinar, Keller, Jr.

OF-Alicia Ortiz, Pasadena Dobie, Sr.

OF-Roni Garza, San Antonio Holmes, Sr.

DH-Lynette Leudders, Keller, Sr.

UTIL-Tracey Dean, Keller, Sr.

4A

Semifinals

La Marque 6, Beeville Jones 0

Cedar Hill 5, Andrews 2

Championship

La Marque 8, Cedar Hill 0

All-Tournament

P-Demetria Douglas, La Marque, Sr.

C-Julie Saddler, Cedar Hill, Jr.

1B-Danielle Ellis, La Marque, Sr.

2B-Rasheedah Hameed, La Marque, So.

3B-Laurie Porter, Cedar Hill, Jr.

SS-Kiamesha Rogers, La Marque, Sr.

OF-Nikki Gonsoulin, La Marque, So.

OF-Heather Parris, Cedar Hill, So.

OF-Laura Tax, La Marque, Sr.

DH-Suzanne Moore, La Marque, Jr.

UTIL-Jacquelyn Ortega, Andrews, Sr.

3A

Semifinals

Breckenridge 3, Mount Vernon 0

Pollok Central 2, Bellville 1 (10)

Championship

Pollok Central 2, Breckenridge 0

All-Tournament

P-Jenna Patton, Pollok Central, Jr.

C-Tyree Wylie, Breckenridge, Sr.

1B-Kylene Latham, Breckenridge, Jr.

2B-Randi Lyn Thurman, Breckenridge, So.

3B-Donna Scogin, Pollok Central, Sr.

SS-Cassey Cox, Pollok Central, Jr.

OF-Karen Mewis, Bellville, Sr.

OF-Haley Frank, Bellville, So.

OF-Kelli Clawson, Mount Vernon, Sr.

DH-Beverly Hatcher, Pollok Central, Sr.

UTIL-Courtney Myers, Pollok Central, Jr.

2A

Semifinals

Blooming Grove 5, Grand Saline 1

Hawley 2, Shiner 1

Championship

Hawley 5, Blooming Grove 0

All-Tournament

P-Amanda Cobb, Hawley, Sr.

C-Robyn Vinson, Hawley, Sr.

1B-Tiffany McCarthy, Hawley, Sr.

2B-Brenna Guthrie, Blooming Grove, Sr.

3B-Erica Abney, Hawley, Sr.

SS-Jennifer Parker, Grand Saline, Sr.

OF-Julie Murphy, Hawley, Sr.

OF-Leigh Knight, Hawley, Sr.

OF-Melissa Cantrell, Blooming Grove, Jr.

1996 (May 17-18)

Pleasant Valley Sports Complex, Austin

5A

Semifinals

Pearland 1, Keller 0 (9)

San Marcos 3, Bryan 2

Championship

Pearland 2, San Marcos 1

All-Tournament

P-Melissa Coronado, Pearland, So.

C-Carrie Tullis, Pearland, So.

1B-Maggie Sherred, San Marcos, Sr.

2B-Ashley Oswald, Pearland, Jr.

3B-Jennifer Davis, Pearland, Fr.

SS-Lea Mishlan, Pearland, Sr.

OF-Danya Serrano, Pearland, Sr.

OF-Stephanie Ramirez, San Marcos, Fr.

OF-Adria McKeon, Pearland, Sr.

DH-Ida Hawkins, Bryan, Jr.

UTIL-Karen McBride, San Marcos, Sr.

4A

Semifinals

Brenham 10, Brownwood 0 (5)

Waco Midway 1, Azle 0

Championship

Brenham 1, Waco Midway 0

All-Tournament

P-Jamie Kemper, Brenham, Sr.

C-Kathy Spies, Brenham, Sr.

1B-Jenny Dean, Brenham, Jr.

2B-Ashley Reaves, Waco Midway, Jr.

3B-Amy Rust, Brenham, Sr.

SS-Sarah Kniec, Brenham, Jr.

OF-Kyree Koehne, Brenham, Sr.

OF-Julie Brophy, Waco Midway, So.

OF-Shawna Hartsell, Brenham, Jr.

DH-Kristen Rash, Waco Midway, Fr.

UTIL-Meredith Walker, Waco Midway, Sr.

3A

Semifinals

Sweeny 11, Abilene Wylie 1 (6)

Bellville 2, Hooks 0

Championship

Sweeny 7, Bellville 6

All-Tournament

P-Amanda Pilcik, Bellville, Jr.

C-Lorie Lane, Bellville, Sr.

1B-Janette Grovey, Sweeny, Fr.

2B-Chris Melton, Hooks, Fr.

3B-Ashley Moffett, Sweeny, So.

SS-Mesilla Holland, Sweeny, So.

OF-Tawanna Caldwell, Sweeny, Sr.

OF-Jaime Schimara, Bellville, Sr.

OF-Janelle Grovey, Sweeny, Sr.

DH-Lori Russell, Sweeny, Sr.

UTIL-Stacy Schmidt, Bellville, So.

2A

Semifinals

Blooming Grove 8, Shiner 7

Coahoma 1, Slocum 0

Championship

Blooming Grove 6, Coahoma 4

All-Tournament

P-Audra Bingham, Coahoma, Sr.

C-Laura Ellis, Blooming Grove, So.

1B-Stephanie Stone, Coahoma, Jr.

2B-Kristi Tunnell, Blooming Grove, Sr.

3B-Tori Elmore, Coahoma, Jr.

SS-Joanna Ellis, Blooming Grove, Jr.

OF-Cassie Tindol, Coahoma, Fr.

OF-Rebecca Wiggins, Slocum, Fr.

OF-Melissa Cantrell, Blooming Grove, So.

DH-Amanda Smith, Blooming Grove, Fr.



UTIL-Jodie Patterson, Blooming Grove, Jr.

**1995 (May 19-20)
Pleasant Valley Sports Complex, Austin**

5A

Quarterfinals

Midland Lee 2, Pearland 1
Plano East 1, San Antonio Marshall 0
Waco Midway 6, Keller 5
Pasadena Dobie 4, Humble Kingwood 0

Semifinals

Plano East 4, Midland Lee 0
Pasadena Dobie 4, Waco Midway 0

Championship

Pasadena Dobie 11, Plano East 0 (6)

All-Tournament

P-Christa Williams, Pasadena Dobie, Jr.
C-Erica Guajardo, Pasadena Dobie, Sr.
1B-Bree Whisenhunt, Keller, So.
2B-Joanna Berg, Waco Midway, Jr.
3B-Nicole Myers, Pasadena Dobie, Sr.
SS-Heather Martinez, Pasadena Dobie, Jr.
OF-Courtney Rash, Waco Midway, So.
OF-Teffani Tyler, Waco Midway, Jr.
OF-April Cook, Pasadena Dobie, Sr.
DH-Michelle Heitter, Plano East, Sr.
UTIL-Jessica Miller, Plano East, Jr.

3A

Quarterfinals

Mount Vernon 15, Farmersville 5 (5)
Sweeny 23, Hudson 3 (5)
Hawley 4, Blooming Grove 1
Grand Saline 5, Dripping Springs 2

Semifinals

Mount Vernon 3, Sweeny 0
Hawley 11, Grand Saline 1 (5)

Championship

Hawley 2, Mount Vernon 0

All-Tournament

P-Amanda Cobb, Hawley, So.

C-Chelsea Burns, Mount Vernon, Sr.
1B-Renee Wright, Sweeny, Sr.
2B-Meredith Weisiger, Mount Vernon, Sr.
3B-Molly Miller, Dripping Springs, Fr.
SS-Casie Wallace, Farmersville, Jr.
OF-Joanie Greenwood, Hawley, Jr.
OF-Krishna Koonce, Grand Saline, Jr.
OF-Julie McCullough, Dripping Springs, Sr.
DH-Kristi Burrow, Hawley, So.
UTIL-Cheree Bolin, Mount Vernon, Sr.

**1994 (May 20-21)
Pleasant Valley Sports Complex, Austin**

5A

Quarterfinals

Tomball 13, Northside Marshall 0 (5)
Angleton 4, Houston Bellaire 1
El Paso Bel Air 3, Texas City 2
Waco Midway 5, Irving Nimitz 2

Semifinals

Angleton 13, Tomball 2 (5)
El Paso Bel Air 3, Waco Midway 2

Championship

Angleton 5, El Paso Bel Air 0

All-Tournament

P-Krystal Bryant, Angleton, So.
C-Tiffany West, Angleton, Sr.
1B-Kelly Walcik, Angleton, So.
2B-Natalee Hancock, Angleton, So.
3B-Janelle Carrington, Angleton, So.
SS-Julie Kilgo, Waco Midway, Sr.
OF-Bonnie Contreras, El Paso Bel Air, Jr.
OF-April Williamson, Angleton, So.
OF-Teffani Tyler, Waco Midway, So.
DH-Leslie Mata, El Paso Bel Air, Jr.
UTIL-Bernice Juarez, El Paso Bel Air, So.

3A

Quarterfinals

Mount Vernon 7, Malakoff Cross Roads 5
Clyde 12, Robinson 2 (5)

Bellville 4, Ponder 1
Devine 10, Splendor 9

Semifinals

Mount Vernon 10, Clyde 5
Devine 9, Bellville 8

Championship

Mount Vernon 9, Devine 2

All-Tournament

P-Cheree Bolin, Mount Vernon, Jr.
C-Amanda Cozart, Clyde, Fr.
1B-Michelle Long, Mount Vernon, Sr.
2B-Terrie Pepper, Devine, Sr.
3B-Brandi Brokemeyer, Bellville, Sr.
SS-Leah Lorraine, Devine, Fr.
OF-Lori Mikeska, Bellville, Sr.
OF-Kelli Clawson, Mount Vernon, Fr.
OF-Krissy Nigar, Clyde, Fr.
DH-Melanie Mikeska, Bellville, So.
UTIL-Patty Jimenez, Devine, Jr.

**1993 (May 21-22)
Pleasant Valley Sports Complex, Austin**

5A

Quarterfinals

Tomball 3, Mount Pleasant 0
Waco Midway 7, Ponder 1
El Paso Bel Air 1, Humble Kingwood 0
Pasadena Dobie 5, San Marcos 1

Semifinals

Pasadena Dobie 10, El Paso Bel Air 2
Tomball 2, Waco Midway 0

Championship

Pasadena Dobie 1, Tomball 0



Pasadena Dobie - 1993 Conference 5A Softball Champions



School	Tournament Appearances	W	L	Games	Win Pct.	Tourn. App.	Championships
Abilene Wylie	3A:1996	0	1	1	0.000	1	0
Albany	1A:2011,13; 2A:2018	0	3	3	0.000	3	0
Aledo	4A:2008*,13,14*; 5A:2015*,21,22	7	3	10	0.700	6	3
Alpine	2A:2012	1	1	2	0.500	1	0
Alto	2A:1999*,2000,02; 1A:2009	5	3	8	0.625	4	1
Alvin	5A:2008*	2	0	2	1.000	1	1
Andrews	4A:1997,2005	0	2	2	0.000	2	0
Angleton	5A:1994*; 4A:2009; 5A:16,19*	6	2	8	0.750	4	2
Anna	4A:2019	1	1	2	0.500	1	0
Archer City	2A:2001*,17	2	1	3	0.667	2	1
Aubrey	2A:2002,04,07; 4A:2023	2	4	6	0.333	4	0
Austin Bowie	5A:2007,08,10; 6A:2017	2	4	6	0.333	4	0
Azle	4A:1996,2009	0	2	2	0.000	2	0
Bandera	3A:2002	0	1	1	0.000	1	0
Bartlett	1A:2017	0	1	1	0.000	1	0
Beckville	1A:2013	0	1	1	0.000	1	0
Beeville Jones	4A:1997,2017,18	0	3	3	0.000	3	0
Bells	2A:2017*,18*	4	0	4	1.000	2	2
Bellville	3A:1994,96,97	2	3	5	0.400	3	0
Big Sandy Harmony	2A:2008	0	1	1	0.000	1	0
Bishop	3A:2021	0	1	1	0.000	1	0
Bloomburg	1A:2021	0	1	1	0.000	1	0
Blooming Grove	3A:1995; 2A:1996*,97,98	4	3	7	0.571	4	1
Blue Ridge	1A:2010	1	1	2	0.500	1	0
Boerne	4A:2007*	2	0	2	1.000	1	1
Bosqueville	1A:2002,07*,08; 2A:2015	4	3	7	0.571	4	1
Bowie	3A:2000	0	1	1	0.000	1	0
Breckenridge	3A:1997	1	1	2	0.500	1	0
Brenham	4A:1996*,2000,02,05*,07	5	3	8	0.625	5	2
Bridgeland	6A:2023	0	1	1	0.000	1	0
Brock	1A:2001,02; 2A:2009*,10; 3A:2016,17,18,19	3	7	10	0.300	8	1
Brownwood	4A:1996,2016	0	2	2	0.000	2	0
Bryan	5A:1996,2000,02*,03	4	3	7	0.571	4	1
Buda Hays	4A:2013*,14	2	1	3	0.667	2	1
Bullard	4A:2021,22	0	2	2	0.000	2	0
Burkburnett	3A:2007,08,13	1	3	4	0.250	3	0
Burton	1A:2004	0	1	1	0.000	1	0
Caldwell	3A:2004	0	1	1	0.000	1	0
Callisburg	2A:2011	0	1	1	0.000	1	0
Canyon	5A:2017	0	1	1	0.000	1	0
Castroville Medina Valley	3A:1998,2007*,08	2	2	4	0.500	3	1
Cedar Hill	4A:1997	1	1	2	0.500	1	0
Cedar Park Vista Ridge	5A:2009,15	1	2	3	0.333	2	0



SOFTBALL

ALL-TIME STATE TOURNAMENT APPEARANCES

* - State Champion



Comal Smithson Valley - 2009 Conference 5A Softball Champions



Deer Park - 2012 Conference 5A Softball Champions

School	Tournament Appearances	W	L	Games	Win Pct.	Tourn. App.	Championships
Celina	2A:2006; 3A:2009,11*	3	2	5	0.600	3	1
Chireno	1A:2019,22	1	2	3	0.333	2	0
Cleburne	4A:2006	0	1	1	0.000	1	0
Clute Brazoswood	5A:2006	0	1	1	0.000	1	0
Clyde	3A:2006	0	1	1	0.000	1	0
Clyde Eula	3A:1994,2004; 1A:2006*,08	3	3	6	0.500	4	1
Coahoma	2A:1996,98*,99,2000,02,03,05,06,07,08; 3A:2022,23*	9	10	19	0.474	12	2
Colleyville Heritage	4A:1998; 5A:2023	0	2	2	0.000	2	0
Collinsville	2A:2000; 1A:2001,02,06	1	4	5	0.200	4	0
Colorado City Colorado	3A:2016	1	1	2	0.500	1	0
Comal Canyon	4A:2009*,10; 6A:2018,19; 5A:2023	3	4	7	0.429	5	1
Comal Smithson Valley	4A:1999,2001*,02; 5A:2006,09*; 5A:2012*	7	4	11	0.636	7	3
Comanche	3A:2015	0	1	1	0.000	1	0
Como-Pickton	2A:1999,2023	1	2	3	0.333	2	0
Conroe Oak Ridge	6A:2018	0	1	1	0.000	1	0
Conroe The Woodlands	5A:2011*,14; 6A:2015	3	2	5	0.600	3	1
Converse Judson	6A:2021	1	1	2	0.500	1	0
Coppell	5A:2001*	2	0	2	1.000	1	1
Corpus Christi Calallen	5A:2019; 4A:2021,23*	4	2	6	0.667	3	1
Crawford	2A:2012*,14*,16,19*,21,22*,23	9	3	12	0.750	7	4
Crowley	4A:2003*,04*	4	0	4	1.000	2	2
D'Hanis	1A:2005,18,19*,21,22*,23	6	4	10	0.600	6	2
Dallardsville Big Sandy	1A:2005,06	1	2	3	0.333	2	0
Danbury	2A:2004*,11*,12; 3A:2019	4	2	6	0.667	4	2
Decatur	3A:2002; 4A:2019,23	0	3	3	0.000	3	0
Deer Park	5A:2012*,13,14*; 6A:2017,21*,22	6	3	9	0.667	6	3
DeKalb	2A:2001	0	1	1	0.000	1	0
Denton Guyer	4A:2010; 6A:2023	1	2	3	0.333	2	0
Denton Ryan	4A:2007	1	1	2	0.500	1	0



School	Tournament Appearances	W	L	Games	Win Pct.	Tourn. App.	Championships
Devine	3A:1994,2000	3	2	5	0.600	2	0
Diboll	3A:2021	1	1	2	0.500	1	0
Dodd City	1A:2003,17,19,21*,22,23	2	5	7	0.286	6	1
Dripping Springs	3A:1995; 4A:2006,08,11; 5A:2017	1	5	6	0.167	5	0
Early	2A:2009,10	0	2	2	0.000	2	0
East Bernard	2A:2008*,14; 3A:2015*	5	1	6	0.833	3	2
Ector	1A:2018	1	1	2	0.500	1	0
El Paso Americas	6A:2022	0	1	1	0.000	1	0
El Paso Bel Air	5A:1993,94	3	2	5	0.600	2	0
Elgin	4A:2005	0	1	1	0.000	1	0
Elysian Fields	2A:2005*,06,09	3	2	5	0.600	3	1
Ennis	4A:2014	1	1	2	0.500	1	0
Farmersville	3A:1995	0	1	1	0.000	1	0
Flatonia	1A:2003*,12*	4	0	4	1.000	2	2
Forney	3A:1999; 4A:2011,12; 5A:2018*,19	3	4	7	0.429	5	1
Forsan	1A:2009*,10*	4	0	4	1.000	2	2
Fort Bend Elkins	5A:2002,03,04*	2	2	4	0.500	3	1
Fort Bend Ridge Point	5A:2015	0	1	1	0.000	1	0
Fort Worth Arlington Heights	5A:2018	0	1	1	0.000	1	0
Fort Worth Paschal	5A:2004	0	1	1	0.000	1	0
Franklin	2A:2004; 3A:2022	0	2	2	0.000	2	0
Fredericksburg	4A:2019	0	1	1	0.000	1	0
Freeport Brazosport	5A:2000*	2	0	2	1.000	1	1
Frisco	4A:2002*; 5A:2016	2	1	3	0.667	2	1
Frisco Heritage	5A:2023	0	1	1	0.000	1	0
Gail Borden County	1A:2018,19,21	0	3	3	0.000	3	0
Galena Park North Shore	5A:1998	1	1	2	0.500	1	0
Garland	5A:2005,06*,07*,08	6	1	7	0.857	4	2
Garland Lakeview Centennial	5A:2001	0	1	1	0.000	1	0
Garrison	1A:2012; 2A:2013	0	2	2	0.000	2	0
Gatesville	3A:2009	0	1	1	0.000	1	0
Georgetown	5A:2021,22	1	2	3	0.333	2	0
George West	2A:2010*	2	0	2	1.000	1	1
Graham	3A:1999	1	1	2	0.500	1	0
Grand Saline	5A:1995; 2A:1997,98	1	3	4	0.250	3	0
Grandview	3A:2018,23	0	2	2	0.000	2	0
Grapeland	1A:2011	1	1	2	0.500	1	0
Gregory-Portland	4A:2000; 5A:2016	1	2	3	0.333	2	0
Hallettsville	2A:2009; 3A:2015,19,22*	5	3	8	0.625	4	1
Hallsville	4A:2001; 5A:2015,21	1	3	4	0.250	3	0
Harleton	2A:2010; 1A:2014; 2A:2015,16	2	4	6	0.333	4	0
Hawley	5A:1995*; 2A:1997*,2013,14,15	5	3	8	0.625	5	2
Henderson	3A:2012	1	1	2	0.500	1	0



SOFTBALL

ALL-TIME STATE TOURNAMENT APPEARANCES

* - State Champion

School	Tournament Appearances	W	L	Games	Win Pct.	Tourn. App.	Championships
Hermleigh	1A:2017,22,23*	4	2	6	0.667	3	1
Holliday	3A:2021	0	1	1	0.000	1	0
Hooks	3A:1996	0	1	1	0.000	1	0
Houston Bellaire	5A:1994	0	1	1	0.000	1	0
Hubbard	1A:2014	0	1	1	0.000	1	0
Hudson	3A:1995,2012*,13*	4	1	5	0.800	3	2
Huffman Hargrave	3A:2014; 4A:2015*,19*	4	1	5	0.800	3	2
Hughes Springs	3A:2017,18	1	2	3	0.333	2	0
Humble Atascocita	6A:2016,18*	2	1	3	0.667	2	1
Humble Kingwood	5A:1993,95,2013	1	3	4	0.250	3	0
Huntington	3A:2007,08*11	2	2	4	0.500	3	1
Iola	1A:2009	0	1	1	0.000	1	0
Iowa Park	4A:2021,22	0	2	2	0.000	2	0
Irving Nimitz	5A:1994,98	0	2	2	0.000	2	0
Ivanhoe Rayburn	1A:2012,13	2	2	4	0.500	2	0
Jarrell	2A:1998	0	1	1	0.000	1	0
Joaquin	1A:2001	1	1	2	0.500	1	0
Katy	5A:2007; 6A:2015*,19*	5	1	6	0.833	3	2
Katy Taylor	5A:1999,2001	2	2	4	0.500	2	0
Keller	5A:1995,96,97,2003*,05*,06; 6A:2016*,17*,19	10	5	15	0.667	9	4
Keller Fossil Ridge	4A:1998	1	1	2	0.500	1	0
Kennedale	3A:1998*,2000*,03	5	1	6	0.833	3	2
Kirbyville	3A:2003*	2	0	2	1.000	1	1
Klein Collins	5A:2012; 6A:2019	2	2	4	0.500	2	0
Klein Oak	5A:1998*	2	0	2	1.000	1	1
Krum	4A:2017*	2	0	2	1.000	1	1
La Grange	3A:2000,05*,13,14*; 4A:2016*	6	2	8	0.750	5	3
La Marque	4A:1997*	2	0	2	1.000	1	1
Lewisville	5A:2013*; 6A:2015	3	1	4	0.750	2	1



Katy - 2019 Conference 6A Softball Champions



Keller - 2017 Conference 6A Softball Champions




School	Tournament Appearances	W	L	Games	Win Pct.	Tourn. App.	Championships
Lewisville Flower Mound	6A:2021	0	1	1	0.500	1	0
Lewisville Hebron	5A:2010	0	1	1	0.000	1	0
Lewisville Marcus	5A:2007	0	1	1	0.000	1	0
Lewisville The Colony	5A:2017*,19	2	1	3	0.667	2	1
Liberty	4A:2018*,21*,22,23	7	1	8	0.875	4	3
Liberty Hill	3A:2012; 4A:2017	1	2	3	0.333	2	0
Lindale	3A:2002,03,04*	3	2	5	0.600	3	1
Lindsay	1A:2009,11	0	2	2	0.000	2	0
Little Cypress-Mauriceville	4A:2006*	2	0	2	1.000	1	1
Little River Academy	3A:2017*	2	0	2	1.000	1	1
Lone Oak	2A:2014	0	1	1	0.000	1	0
Longview Spring Hill	3A:2009	0	1	1	0.000	1	0
Lovelady	2A:2022	1	1	2	0.500	1	0
Lubbock Coronado	5A:2014	0	1	1	0.000	1	0
Lucas Lovejoy	4A:2013	1	1	2	0.500	1	0
Magnolia	4A:1999*,2010	3	1	4	0.750	2	1
Malakoff Cross Roads	3A:1994; 1A:2010	0	2	2	0.000	2	0
Mansfield Lake Ridge	6A:2022	1	1	2	0.500	1	0
Mart	1A:2010	0	1	1	0.000	1	0
Maud	1A:2008	0	1	1	0.000	1	0
McKinney North	4A:2007	0	1	1	0.000	1	0
McLeod	1A:2004,05,07	0	3	3	0.000	3	0
Mesquite Poteet	4A:2003,09	0	2	2	0.000	2	0
Midland Greenwood	3A:2001	1	1	2	0.500	1	0
Midland Lee	5A:1995	1	1	2	0.500	1	0
Mineola	2A:2012; 3A:2013	1	2	3	0.333	2	0
Monahans	3A:2004	0	1	1	0.000	1	0
Mont Belvieu Barbers Hill	3A:2006; 4A:2014; 5A:2018,21*	2	3	5	0.400	4	1
Montgomery	4A:2012	1	1	2	0.500	1	0
Montgomery Lake Creek	5A:2022*,23*	4	0	4	1.000	2	2
Mount Pleasant	5A:1993	0	1	1	0.000	1	0
Mount Vernon	3A:1994*,95,97,22	5	3	8	0.625	4	1
Nacogdoches	5A:1999; 4A:2004	0	2	2	0.000	2	0
Nacogdoches Central Heights	2A:2011	1	1	2	0.500	1	0
Neches	1A:2023	0	1	1	0.000	1	0
Nederland	4A:1998,2008	1	2	3	0.333	2	0
Needville	3A:2009*,10; 4A:2015,16	3	3	6	0.500	4	1
New Braunfels	4A:2004	0	1	1	0.000	1	0
Normangee	2A:2018	1	1	2	0.500	1	0
North Richland Hills Birdville	5A:2016*	2	0	2	1.000	1	1
North Richland Hills Richland	5A:1999*,2002	2	1	3	0.667	2	1
Northside Brennan	6A:2017	0	1	1	0.000	1	0
Northside Holmes	5A:1997,2001	0	2	2	0.000	2	0




SOFTBALL

ALL-TIME STATE TOURNAMENT APPEARANCES

* - State Champion



Rains - 2021 Conference 3A Softball Champions



Stamford - 2021 Conference 2A Softball Champions

School	Tournament Appearances	W	L	Games	Win Pct.	Tourn. App.	Championships
Northside Marshall	5A:1994,95,2004	0	3	3	0.000	3	0
Northside O'Connor	5A:2000,02,05,11,12; 6A:2022*	4	5	9	0.444	6	1
Northside Taft	5A:1998,99	0	2	2	0.000	2	0
Northwest	4A:2005,06	2	1	3	0.667	2	0
Odessa	5A:2008	0	1	1	0.000	1	0
Paris North Lamar	3A:2010*; 4A:2016	3	1	4	0.750	2	1
Pasadena Dobie	5A:1993*,95*,97*	8	0	8	1.000	3	3
Pattonville Prairiland	2A:2007	0	1	1	0.000	1	0
Pearland	5A:1995,96*,2009,10*,11; 6A:2016,23*	8	4	12	0.667	7	3
Petrolia	1A:2012,14	0	2	2	0.000	2	0
Pilot Point	3A:2005; 2A:2013*	2	1	3	0.667	2	1
Pineland West Sabine	2A:2019,21	0	2	2	0.000	2	0
Plano	5A:2011; 6A:2018	0	2	2	0.000	2	0
Plano East	5A:1995,2009,12	2	3	5	0.400	3	0
Pollok Central	3A:1997*	2	0	2	1.000	1	1
Ponder	5A:1993; 3A:1994	0	2	2	0.000	2	0
Port Neches-Groves	4A:2001,04	1	2	3	0.333	2	0
Prosper	2A:2003	0	1	1	0.000	1	0
Prosper Rock Hill	5A:2022	0	1	1	0.000	1	0
Rains	4A:2018; 3A:2019*,21*,23	4	2	6	0.667	4	2
Redwater	2A:2003	0	1	1	0.000	1	0
Richardson Berkner	5A:1997	0	1	1	0.000	1	0
Richmond Foster	4A:2013; 5A:2018	1	2	3	0.333	2	0
Robinson	3A:1994,99*,2010	2	2	4	0.500	3	1
Rockwall	6A:2021	0	1	1	0.500	1	0
Rogers	2A:2001	0	1	1	0.000	1	0
Sadler S&S Consolidated	2A:2008	0	1	1	0.000	1	0
San Antonio Southwest	5A:2014	0	1	1	0.000	1	0
San Benito	5A:2013; 6A:2015,23	0	3	3	0.000	3	0
San Marcos	5A:1993,96	1	2	3	0.333	2	0



School	Tournament Appearances	W	L	Games	Win Pct.	Tourn. App.	Championships
Sanger	3A:2001*	2	0	2	1.000	1	1
Santa Fe	4A:2011*	2	0	2	1.000	1	1
Santa Gertrudis Academy	2A:2013; 3A:2016,17,18*,23	5	4	9	.556	5	1
Seymour	1A:2007	0	1	1	0.000	1	0
Shiner	2A:1996,97,99; 1A:2001*,02*,06,07,08*,11*; 2A:2015*,16*,17	14	6	20	0.700	12	6
Sinton	3A:1999,2001	0	2	2	0.000	2	0
Slocum	2A:1996; 1A:2003,04,17*,18*	5	3	8	0.625	5	2
Snyder	3A:2014; 4A:2015	0	2	2	0.000	2	0
South Grand Prairie	5A:2000	0	1	1	0.000	1	0
Southlake Carroll	4A:2002	0	1	1	0.000	1	0
Splendor	3A:1994,2001,02*	2	2	4	0.500	3	1
Stamford	2A:2021*,22,23	2	2	4	0.500	3	1
Sweeny	5A:1995; 3A:1996*,2011; 4A:2022	4	3	7	0.571	4	1
Texarkana Liberty-Eylau	3A:2008	1	1	2	0.500	1	0
Texarkana Pleasant Grove	4A:2015	0	1	1	0.000	1	0
Texarkana Texas	4A:2000	0	1	1	0.000	1	0
Texas City	5A:1994	0	1	1	0.000	1	0
Thorndale	2A:2019	1	1	1	0.500	1	0
Tomball	5A:1993,94,2004,05,10	4	5	9	0.444	5	0
Troy	2A:2000*,05,07*	5	1	6	0.833	3	2
Van	3A:2005,06,14	2	3	5	0.400	3	0
Vernon	4A:2017,18	1	2	3	0.333	2	0
Vidor	4A:2003	0	1	1	0.000	1	0
Waco Midway	5A:1993,94,95; 4A:1996,98*,99,2008,10*,11,12	8	8	16	0.500	10	2
Wall	2A:2011	0	1	1	0.000	1	0
Weatherford	4A:1999,2000*	3	1	4	0.750	2	1
Weimar	2A:2001,02*,03*,05,06*; 1A:2013*,14*,21; 2A:2022,23*	13	4	17	0.765	10	6
Weslaco	6A:2016	0	1	1	0.000	1	0
West	3A:1998,2007,10,11,12,16*	5	5	10	0.500	6	1
West Columbia Columbia	3A:2005,06*	3	1	4	0.750	2	1
Wharton	3A:2003,04	1	2	3	0.333	2	0
Whitewright	3A:2015	0	1	1	0.000	1	0
Wichita Falls Rider	4A:2001	0	1	1	0.000	1	0
Willis	5A:2017	1	1	2	0.500	1	0
Windthorst	1A:2003,04*,05*; 2A:2016,19	6	3	9	0.667	5	2
Woden	2A:2017,18	0	2	2	0.000	2	0
Woodville	3A:1998	0	1	1	0.000	1	0



First year of UIL competition: 1948-49

State Tournament Structure

Baseball began in 1949 with the City Conference and Conference 2A. In 1951, the City Conference was discontinued and 2A stood by itself until 1956. From 1957-78, Conferences 3A and 4A formed the structure. From 1979-80, Conferences 2A, 1A, and B were added. In 1981, Conference 5A was added and Conference B was discontinued. That structure held for almost 35 years. With the addition of Conference 6A to the UIL in 2015, all conferences were elevated one level and Conference 1A was discontinued. In 2017, a conference 1A playoff bracket and state champion were added, with conferences 1A and 2A aligned together throughout district play.


Evolution of UIL Baseball State Tournament

Season	# Playoff Teams advancing from each district
1948-82	1 team
1983-92	2 teams all conferences

1992-96	3 teams 5A; 2 teams other conferences
1997-98	3 teams 4A-5A; 2 teams other conferences
1999-06	3 teams 2A-5A; 2 teams 1A
2007-08	4 teams 5A; 3 teams other conferences
2009-13	4 teams 4A-5A; 3 teams other conferences
2014	4 teams 2A-5A; 3 teams 1A
2015	4 teams 3A-6A; 3 teams 2A
2016	4 teams 2A-6A
2017-	4 teams 2A-6A; 2 teams 1A (Aligned w/ 2A Reg. Season)

Location History

The state tournament has been held in four locations during its history. The event started in Austin at Disch Field (1949-67), then moved to Nelson Field in Austin (1968-74), followed by a move to the University of Texas at Disch-Falk Field (1975-78). From 1979-99, the tournament sites were split between Disch-Falk Field and high schools in the Greater Austin Area. In 2000, Dell Diamond (1A-3A, 5A-6A) in Round Rock became a site, and has shared hosting duties with Disch-Falk Field (4A).



Northwest Eaton - 2018 Conference 5A Baseball Champions



Wall - 2019 Conference 3A Baseball Champions

TEAM CHAMPIONS

2023

- 6A-Lewisville Flower Mound (37-10-2)
- 5A-Magnolia West (36-5)
- 4A-China Spring (37-5-1)
- 3A-Boyd (40-5)
- 2A-Harleton (37-1)
- 1A-Abbott (23-4)

2022

- 6A-Southlake Carroll (34-8)
- 5A-Georgetown (35-7)
- 4A-Sinton (36-1)
- 3A-Corpus Christi London (26-13)
- 2A-Valley Mills (30-2-2)
- 1A-D'Hanis (28-3)

2021

- 6A-Rockwall Heath (38-11-1)
- 5A-Mont Belvieu Barbers Hill (37-8-1)
- 4A-Texarkana Pleasant Grove (35-8)
- 3A-Malakoff (38-7)
- 2A-New Deal (29-4)
- 1A-Fayetteville (19-9)

2020

(Cancelled due to COVID-19 Pandemic)

2019

- 6A-Southlake Carroll (33-11)
- 5A-Colleyville Heritage (39-3)
- 4A-Argyle (40-1-1)
- 3A-Wall (39-1)
- 2A-Dallardsville Big Sandy (36-4)
- 1A-D'Hannis (25-4)

2018

- 6A-Southlake Carroll (35-6)
- 5A-Northwest Eaton (34-9-1)

- 4A-Argyle (37-0)
- 3A-Beckville (36-4)
- 2A-Dallardsville Big Sandy (34-4-1)
- 1A-Slocum (22-8)

2017

- 6A-Deer Park (35-8-1)
- 5A-Port Neches-Groves (34-8-2)
- 4A-Abilene Wylie (35-1)
- 3A-Nacogdoches Central Heights (37-2-1)
- 2A-Muenster (33-2)
- 1A-Abbott (29-3-1)

2016

- 6A-Dallas Jesuit (36-8-2)
- 5A-Grapevine (35-6-2)
- 4A-Abilene Wylie (32-3-1)
- 3A-West (33-5)
- 2A-Flatonia (29-5)

2015

- 6A-Cypress Ranch (31-6)
- 5A-Prosper (35-3)
- 4A-Argyle (30-7)
- 3A-West (31-2-1)
- 2A-Flatonia (25-6)

2014

- 5A-Lewisville Flower Mound (34-12-1)
- 4A-Aledo (34-6-2)
- 3A-College Station (35-6-1)
- 2A-Sunnyvale (30-7)
- 1A-Douglass (33-1)

2013

- 5A-Conroe The Woodlands (38-4)
- 4A-Tomball (35-4)
- 3A-La Grange (26-9)
- 2A-Hallettsville (35-3)
- 1A-Price Carlisle (29-1)

2012

- 5A-Cypress Ranch (32-8)
- 4A-Rockwall Heath (36-9)
- 3A-Texarkana Pleasant Grove (35-5)
- 2A-Jarrell (27-4)
- 1A-Fayetteville (21-6)

2011

- 5A-Clute Brazoswood (34-8)
- 4A-Wichita Falls Rider (39-7)
- 3A-Kennedale (35-5-1)
- 2A-Cameron Yoe (35-7-1)
- 1A-Johnson City LBJ (33-6)

2010

- 5A-Corpus Christi Carroll (37-7)
- 4A-Brenham (37-5)
- 3A-Texarkana Pleasant Grove (37-2)
- 2A-Rogers (32-9)
- 1A-Windthorst (36-6-1)

2009

- 5A-El Paso Socorro (35-4)
- 4A-Texarkana Texas (30-7)
- 3A-Carthage (28-6-1)
- 2A-Danbury (32-5)
- 1A-Miles (19-9-1)

2008

- 5A-Plano West (40-2)
- 4A-Corpus Christi Calallen (42-1)
- 3A-Snyder (35-6)
- 2A-Salado (32-6)
- 1A-Bosqueville (21-6-1)

2007

- 5A-Cy-Fair (32-7)
- 4A-Corpus Christi Moody (39-3)
- 3A-Jasper (33-7)
- 2A-Rogers (36-2)
- 1A-Archer City (32-4)

2006

- 5A-Conroe The Woodlands (38-1)
- 4A-New Braunfels (31-5)
- 3A-Texarkana Liberty-Eylau (26-14)
- 2A-Brock (34-1)
- 1A-Anderson-Shiro (28-6)

2005

- 5A-Humble Kingwood (35-6-1)
- 4A-Corpus Christi Calallen (37-4)
- 3A-Carthage (37-4)
- 2A-Woodville (35-6)
- 1A-Thorndale (33-5)

2004

- 5A-Corpus Christi Moody (42-1)
- 4A-Boerne (32-5)
- 3A-La Grange (33-1)
- 2A-Nacogdoches Central Heights (37-2)
- 1A-Shiner (23-9)

2003

- 5A-Fort Bend Elkins (31-8)
- 4A-Waco Midway (35-4-1)
- 3A-Lorena (31-0)
- 2A-Weimar (28-6-1)
- 1A-Colmesneil (26-4)



2002

- 5A-Fort Bend Elkins (35-1)
- 4A-Southlake Carroll (31-10)
- 3A-Sinton (34-5)
- 2A-Celina (33-4-1)
- 1A-Shiner (23-10)

2001

- 5A-Midland (34-7)
- 4A-Fort Worth Western Hills (33-5)
- 3A-La Grange (30-1)
- 2A-Weimar (26-5)
- 1A-Bremond (27-3)

2000

- 5A-Conroe The Woodlands (30-6)
- 4A-Corpus Christi Calallen (38-3)
- 3A-China Spring (26-6)
- 2A-Weimar (32-3)
- 1A-Evadale (26-4)

1999

- 5A-Houston Bellaire (38-2)
- 4A-Andrews (35-3)
- 3A-West (27-10)
- 2A-Cooper (26-6-1)
- 1A-Collinsville (25-6)

1998

- 5A-Klein (35-2)
- 4A-Dallas Highland Park (28-8)
- 3A-Atlanta (25-7)
- 2A-Gunter (29-1)
- 1A-Thrall (23-3)

1997

- 5A-Round Rock (32-6)
- 4A-Fort Worth Boswell (26-11)
- 3A-Hallettsville (30-4)
- 2A-Weimar (22-8)
- 1A-Fayetteville (21-6-1)

1996

- 5A-Lubbock Monterey (36-3)
- 4A-Fort Worth Arlington Heights (30-11)
- 3A-Crockett (27-6)
- 2A-Weimar (25-8)
- 1A-Thomdale (24-2)

1995

- 5A-Fort Bend Elkins (32-2)
- 4A-Coppell (28-5)
- 3A-Hallettsville (29-1)
- 2A-East Bernard (23-3)
- 1A-D'Hanis (25-4)

1994

- 5A-Houston Bellaire (26-3-1)
- 4A-Belton (35-6)
- 3A-Orange Grove (22-3)
- 2A-East Bernard (26-2-1)
- 1A-Gunter (24-2)

1993

- 5A-Arlington Martin (34-5)
- 4A-Mount Pleasant (30-8)
- 3A-Bellville (23-6-1)
- 2A-China Spring (18-8)
- 1A-Flatonia (14-7)

1992

- 5A-Freeport Brazoswood (30-3)
- 4A-Robstown (29-6)
- 3A-Queen City (24-4)
- 2A-Shiner (21-8)
- 1A-Valley Mills (20-2)

1991

- 5A-League City Clear Creek (28-6)
- 4A-Robstown (27-6)
- 3A-Falfurrias (28-2-1)
- 2A-Van Horn (21-3)
- 1A-Valley Mills (19-2-2)

1990

- 5A-Duncanville (33-4)
- 4A-Carthage (30-5)
- 3A-Freer (28-3)
- 2A-Gilmer Harmony (23-4)
- 1A-Colmesneil (25-2)

1989

- 5A-Fort Bend Dulles (30-4)
- 4A-Paris (29-7)
- 3A-Sinton (25-5)
- 2A-China Spring (22-4)
- 1A-Maud (30-1)

1988

- 5A-Abilene Cooper (30-7)
- 4A-Brenham (31-3)
- 3A-Sinton (28-4)
- 2A-Shelbyville (25-7)
- 1A-Apple Springs (18-2)

1987

- 5A-Abilene Cooper (33-3)
- 4A-Brenham (28-2)
- 3A-San Augustine (28-4)
- 2A-China Spring (24-2)

- 1A-Burton (26-2)

1986

- 5A-Houston Bellaire (29-4)
- 4A-Brenham (30-3)
- 3A-Pattonville Prairiland (30-1)
- 2A-Riviera Kaufer (27-5)
- 1A-Colmesneil (23-0)

1985

- 5A-Victoria Strohman (29-7)
- 4A-DeSoto (33-6)
- 3A-Sweeny (22-4-1)
- 2A-Riviera Kaufer (22-2)
- 1A-Colmesneil (23-5)

1984

- 5A-Freeport Brazosport (33-5)
- 4A-Austin Westlake (28-8)
- 3A-Odem (24-6)
- 2A-Ore City (24-4-1)
- 1A-Prosper (25-4)

1983


- 5A-Port Arthur Jefferson (34-3)
- 4A-Snyder (27-6)
- 3A-Kenedy (26-4)
- 2A-Pollock Central (25-6)
- 1A-Valley Mills (19-2)

1982

- 5A-Houston Sharpstown (32-4)
- 4A-El Campo (27-7)
- 3A-Crockett (20-11)
- 2A-Southlake Carroll (22-5)
- 1A-Palmer (21-2)

1981

- 5A-Lubbock Monterey (38-4)
- 4A-South San Antonio (30-2)
- 3A-Somerset (26-5-1)



Deer Park - 2017 Conference 6A Baseball Champions



2A-Shiner (19-4)
1A-Bremond (19-3)

1980

4A-Pearland (26-3-1)
3A-Austin Westlake (30-6)
2A-Linden-Kildare (25-4)
1A-Waskom (20-4)
B-Colmesneil (21-4)

1979

4A-Spring (28-6)
3A-DeSoto (28-6)
2A-Kermit (21-10)
1A-Riviera Kaufer (21-4-1)
B-Palmer (17-3)

1978

4A-Houston Bellaire (36-8)
3A-Mount Pleasant (22-2)

1977

4A-Houston Sharpstown (35-5)
3A-Uvalde (36-6)

1976

4A-Duncanville (28-8)
3A-Brenham (28-5)

1975

4A-Duncanville (32-5)
3A-Brenham (29-7)

1974

4A-Lubbock Monterey (36-4)
3A-South Grand Prairie (29-6)

1973

4A-Midland (27-9)
3A-LaGrange (21-4)

1972

4A-Lubbock Monterey (30-6)
3A-Taylor (27-5)

1971

4A-Houston Bellaire (35-6)
3A-Dumas (27-3)

1970

4A-Houston Aldine (25-5)
3A-Brenham (25-3)

1969

4A-Houston Lamar (30-5-1)
3A-Taylor (24-6)

1968

4A-San Antonio Highlands (20-2)
3A-El Campo (19-3)

1967

4A-Corpus Christi King (28-3)
3A-South San Antonio (35-0)

1966

4A-Freeport Brazosport (28-8)
3A-South San Antonio (32-4)

1965

4A-Dallas Samuell (21-6)

3A-Waxahachie (16-5)

1964

4A-Freeport Brazosport (18-8)
3A-South San Antonio (26-6)

1963

4A-Lufkin (18-3)
3A-South San Antonio (25-7)

1962

4A-Houston Bellaire (20-9)
3A-El Campo (16-4)

1961

4A-Baytown Lee (26-6)
3A-South San Antonio (28-8)

1960

4A-Houston Bellaire (36-4)
3A-Seguin (22-3)

1959

4A-Beaumont (19-7)
3A-South San Antonio (22-5-1)

1958

4A-Austin High (27-4)
3A-South San Antonio (17-8-2)

1957


4A-Abilene (23-4)
3A-Bryan (18-4)

1956

2A-Abilene (26-3)

1955

2A-Paris (14-1)



Cade Manning - Southlake Carroll

1954

2A-Austin Travis (17-4)

1953

2A-Fort Worth Poly (22-4)

1952

2A-Houston Heights (23-9)

1951

2A-Beaumont South Park (21-1)

1950

CITY-Fort Worth Paschal
2A-Odessa (17-3)

1949

CITY-Dallas Adamson
2A-El Paso Bowie

MOST TITLES

School	Titles
Brenham	7
South San Antonio	7
Houston Bellaire	6
China Spring	5
Colemsneil	5
Southlake Carroll	5
Weimar	5
Freeport Brazosport	4
La Grange	4
Lubbock Monterey	4
Shiner	4
Sinton	4
Valley Mills	4
Conroe The Woodlands	3
Corpus Christi Calallen	3
D'Hanis	3
Duncanville	3
El Campo	3
Fayetteville	3
Flaton	3
Fort Worth Arlington Heights	3
Riveria Kaufer	3
West	3

MOST APPEARANCES

School	Appearances
Brenham	16
Lubbock Monterey	14
Sinton	12
South San Antonio	12
Corpus Christi Calallen	11
Corpus Christi Moody	11
Holliday	11
Houston Bellaire	11
Austin Westlake	10
Duncanville	10
China Spring	9
Fayetteville	9
Lufkin	9
Southlake Carroll	9
Texarkana Pleasant Grove	9
Abilene Wylie	8
Colemsneil	8
Fort Worth Arlington Heights	8
Gunter	8
La Grange	8
Snyder	8

RECORD BOOK

6A

INDIVIDUAL (BATTING)

Runs Scored -- 4 -- Cade Manning, Southlake Carroll (vs. FB Ridge Point) 2019; Robert McAdams, Abilene Cooper (vs. San Antonio MacArthur) 1987; Scott Reid, Lubbock Monterey (vs. Nacogdoches) 1981; Jimmy Carpenter, Abilene (vs. Edinburg) 1956

Runs Scored (Tournament) -- 5 -- Connor Wanhanen, Lewisville Flower Mound, 2014; Harrison Holmes, Plano West, 2008; Enrique Cruz, Houston Bellaire, 1999; Robert McAdams, Abilene Cooper, 1987; Scott Reid, Lubbock Monterey, 1981; Jimmy Carpenter, Abilene, 1956

Hits -- 4 -- Clark Springs, Southlake Carroll (vs. San Antonio Reagan) 2022; Spencer Jackson, Fort Bend Elkins (vs. Round Rock) 2003; Wardell Starling, Fort Bend Elkins (vs. Austin Bowie) 2002; Glen Hill, Dallas Samuell (vs. Brownsville) 1965

Hits (Tournament) -- 6 -- Jessi Ray Navarrette, El Paso Socorro, 2009; Spencer Jackson, Fort Bend Elkins, 2003; Wardell Starling, Fort Bend Elkins, 2002; Craig Smajstrla, Pearland, 1980

Doubles (Tournament) -- 3 -- Ethan Mendoza, Southlake Carroll, 2022; Blake Bass, Lubbock Coronado, 2011; Jessi Ray Navarrette, El Paso Socorro, 2009; Spencer Jackson, Fort Bend Elkins, 2003; Wardell Starling, Fort Bend Elkins, 2002

Triples (Tournament) -- 3 -- Ryan Langerhans, Round Rock, 1997

Home Runs (Tournament) -- 3 -- Cory Falvey, El Paso Socorro, 2009

Runs Batted In -- 6 -- Blake Bass, Lubbock Coronado (vs. Corpus Christi Carroll) 2011; Cory Falvey, El Paso Socorro (vs. Lufkin) 2009

Runs Batted In (Tournament) -- 9 -- Cory Falvey, El Paso Socorro, 2009

Walks -- 3 -- Clay Koelzer, Amarillo (vs. San Antonio Johnson) 2016; Travis Schlichting, Round Rock (vs. Fort Bend Elkins) 2003; Matt Colerick, Klein Oak (vs. Lubbock Monterey) 1996; Adolph Hernandez, South San Antonio (vs. Brazoswood) 1992; Steve Gibraltar, Duncanville (vs. Deer Park) 1990; Mike Gonzalez, Fort Worth Southwest (vs. Fort Bend Dulles) 1989; Bill Hatfield, Houston Bellaire (vs. Victoria Strohmman) 1986

Walks (Tournament) -- 5 -- Bill Hatfield, Houston Bellaire, 1986

INDIVIDUAL (PITCHING)

Strikeouts -- 21 -- Doyle Stout, Dallas Crozier Tech (vs. Amarillo) 1952

Strikeouts (Tournament) -- 21 -- Gene Flores, Corpus Christi Moody, 2000; Doyle Stout, Dallas Crozier Tech, 1952

No-Hitters -- Justin Bowles-Jason Ferguson-Mark Senterfitt, Freeport Brazosport (vs. South San Antonio) 1992 (7 Innings); Mark Senterfitt, Freeport Brazosport (vs. El Paso Coronado) 1992 (6 Innings); Glenn Bryant-Stan Shockley, Aldine (vs. Houston Bellaire) 1970 (7 Innings); Richard Guerra, San Antonio Highlands (vs. Arlington) 1968 (7 Innings); Burt Hooten, Corpus Christi King (vs. Houston Wisdom) 1967 (7 Innings); Larry Volkening-Max Thomas, Freeport Brazosport (vs. San Antonio MacArthur) 1966 (7 Innings); Mike Collins, Dallas Highland Park (vs. Amarillo) 1956 (7 Innings); Riley Verdine, Austin (vs. Denison) 1949 (5 Innings); Bob Leach, Denison (vs. Marshall) 1949 (10 Innings)

INDIVIDUAL (BASERUNNING)

Stolen Bases -- 3 -- Anthony Avalos, Pearland (vs.

Austin Westlake) 2023; Stephen Ripper, Houston Bellaire (vs. Austin Westlake) 1999; Enrique Cruz, Houston Bellaire (vs. Austin Westlake) 1999; Tommy Ledbetter, Houston Lamar (vs. Lufkin) 1958

Stolen Bases (Tournament) -- 4 -- Chad Paris, Lewisville Flower Mound, 2014; Enrique Cruz, Houston Bellaire, 1999; Vito Marchese, Houston Heights, 1952

TEAM (BATTING)

Runs Scored -- 17 -- Southlake Carroll (vs. Fort Bend Ridge Point) 2019

Runs Scored (Inning) -- 11 -- Southlake Carroll (vs. Fort Bend Ridge Point) 2019

Runs Scored (Tournament) -- 27 -- Houston Bellaire, 1999

Runs Scored (Combined-Game) -- 23 -- Houston Bellaire vs. Austin Westlake, 1999

Hits -- 15 -- Corpus Christi Moody (vs. Lubbock Monterey) 1994

Hits (Tournament) -- 24 -- Pearland, 1980

Doubles -- 5 -- Austin Bowie (vs. Duncanville) 2002

Doubles (Tournament) -- 7 -- Fort Bend Elkins, 2003

Triples -- 4 -- Round Rock (vs. Corpus Christi Moody) 1997; Fort Bend Elkins (vs. Corpus Christi Moody) 1995

Triples (Tournament) -- 5 -- Round Rock, 1997

Home Runs -- 3 -- Plano West (vs. Laredo United) 2008

Home Runs (Tournament) -- 5 -- Plano West, 2008

Runs Batted In -- 13 -- Fort Bend Elkins (vs. Lewisville Flower Mound) 2003

Runs Batted In (Tournament) -- 22 -- Houston Bellaire, 1999

Walks -- 15 -- Houston Bellaire (vs. Houston Westchester) 1972

Walks (Tournament) -- 21 -- Abilene, 1956

TEAM (BASERUNNING)

Stolen Bases -- 9 -- League City Clear Creek (vs. Northside Clark) 1991; Lubbock Monterey (vs. Nacogdoches) 1981

Stolen Bases (Tournament) -- 13 -- Lubbock Monterey, 1981

5A

INDIVIDUAL (BATTING)

Runs Scored -- 4 -- Nathan Sorenson, Texarkana Texas (vs. Brenham) 2009; Thomas Field, Waco Midway (vs. Montgomery) 2005; Alberto Lopez, Waco Midway (vs. Montgomery) 2005; Jim Arrington, Austin Westlake (vs. Snyder) 1980

Runs Scored (Tournament) -- 6 -- John Finke, Brenham, 1987

Hits -- 4 -- Simon Larranaga, Mont Belvieu Barbers Hill (vs. Amarillo) 2021; Tim Hartland, Waco Midway (vs. Montgomery) 2005; Brent Smith, Coppell (vs. Lamesa) 1995; David Crowson, Brenham (vs. Snyder) 1986; Bret Cappleman, Comal Canyon (vs. Jasper) 1985; Jim Arrington, Austin Westlake (vs. Snyder) 1980; Mark Erskine, Freeport Brazosport (vs. South Grand Prairie) 1976; Aaron Jones, Freeport Brazosport (vs. South Grand Prairie) 1976; Phil Hale, South Grand Prairie (vs. Mercedes) 1974

Hits (Tournament) -- 6 -- Tim Hartland, Waco Midway, 2005; James Garner, Corpus Christi Calallen, 1998; Brent Smith, Coppell, 1995; David Crowson, Brenham, 1986; David Gruber, Austin Westlake, 1984

Doubles (Tournament) -- 3 -- Luke McCall, Corpus Christi Calallen, 2005; Brandon Wittner, Corpus Christi Calallen, 2000

Triples (Tournament) -- 2 -- Slade Heathcott, Texarkana Texas, 2009; Erik Brown, Denison, 1992; Terrance



Simon Larranaga - Mont Belvieu Barbers Hill

Goree, Carthage, 1990; Michael Watts, Brenham, 1987; Kevin Smith, DeSoto, 1980; Billy Bishop, DeSoto, 1977; Gary Wiess, Brenham, 1973; Dickie Respass, Kilgore, 1960

Home Runs (Tournament) -- 2 -- Jason Regan, Belton, 1994

Runs Batted In -- 8 -- Tim Hartland, Waco Midway (vs. Montgomery) 2005

Runs Batted In (Tournament) -- 10 -- Tim Hartland, Waco Midway, 2005

Walks -- 4 -- Nathan Bennett, Carthage (vs. Cedar Park) 2001

Walks (Tournament) -- 5 -- Nathan Bennett, Carthage, 2001; Michael Gutierrez, Robstown, 1990

INDIVIDUAL (PITCHING)

Strikeouts -- 21 -- Bob Leach, Denison (vs. Marshall) 1949

Strikeouts (Tournament) -- 23 -- Frankie Rouse, Corsicana, 1958

No-Hitters -- Michael Gutierrez, Robstown (vs. Bridge City) 1992 (7 Innings); John Langerhans, South San Antonio (vs. Beaumont Forest Park) 1967 (7 Innings); Phillip Hennigan, Jasper (vs. Dumas) 1963 (7 Innings); Charles Hartenstein, Seguin (vs. Snyder) 1960 (7 Innings); John Payne, South San Antonio (vs. Snyder) 1958 (7 Innings)

INDIVIDUAL (BASERUNNING)

Stolen Bases -- 3 -- Clayton Mott, New Braunfels (vs. Channelview) 2006; Tommy Lange, Brenham (vs. Burleson) 1969; Harvey Kutac, Seguin (vs. Kilgore) 1960; Lloyd Sheffield, Bryan (vs. Garland) 1957; Frank Gee, Odessa (vs. Laredo) 1950

Stolen Bases (Tournament) -- 5 -- Tommy Lange, Brenham, 1969

TEAM (BATTING)

Runs Scored -- 17 -- South San Antonio (vs. Brownfield) 1964

Runs Scored (Inning) -- 10 -- South San Antonio (vs. Brownfield) 1964



Runs Scored (Tournament) -- 22 -- Corpus Christi Calallen, 2005
Runs Scored (Combined-Game) -- 24 -- Texarkana Texas vs. Brenham, 2009
Hits -- 18 -- Colleyville Heritage (vs. Georgetown) 2019
Hits (Tournament) -- 26 -- Fort Worth Western Hills, 2001
Doubles -- 8 -- Corpus Christi Calallen (vs. Waco Midway) 2005
Doubles (Tournament) -- 9 -- Corpus Christi Calallen, 2005
Triples -- 4 -- Texarkana Texas (vs. Brenham) 2009
Triples (Tournament) -- 5 -- Texarkana Texas, 2009
Home Runs -- 3 -- Corpus Christi Moody (vs. Mesquite Poteet) 2007
Home Runs (Tournament) -- 3 -- Corpus Christi Calallen, 2008; Corpus Christi Moody, 2007
Runs Batted In -- 16 -- South San Antonio (vs. Brownfield) 1964
Runs Batted In (Tournament) -- 21 -- Corpus Christi Calallen, 2005
Walks -- 11 -- South San Antonio (vs. Brownfield) 1964; South San Antonio (vs. Fort Worth Castleberry) 1963; South San Antonio (vs. Corsicana) 1958
Walks (Tournament) -- 20 -- South San Antonio, 1958

TEAM (BASERUNNING)
Stolen Bases -- 8 -- Bryan (vs. Garland) 1957
Stolen Bases (Tournament) -- 11 -- Bryan, 1957

4A

INDIVIDUAL (BATTING)
Runs Scored -- 4 -- Chantz Pryor, Jasper (vs. Texarkana Liberty-Eylau) 2007; Ronald Mask, Crockett (vs. Midlothian) 1982
Runs Scored (Tournament) -- 5 -- Taylor Hart, Jasper, 2007; Chantz Pryor, Jasper, 2007
Hits -- 4 -- Mason Kirk, China Spring (vs. Sinton) 2023; Mack Mueller, Abilene Wylie (vs. Texarkana Pleasant Grove) 2016; Jordan Salas, Lubbock Cooper (vs. College Station) 2014; Freddie Gonzales, Waco La Vega (vs. Bellville) 1988; David Garcia, Odem (vs. Lake Worth) 1984
Hits (Tournament) -- 6 -- Mason Kirk, China Spring, 2023
Doubles (Tournament) -- 2 -- 13 players tied
Triples (Tournament) -- 2 -- JM Long, Texarkana Pleasant Grove, 2021
Home Runs (Tournament) -- 1 -- 26 times
Runs Batted In -- 5 -- Stanton Keane, Lubbock Cooper (vs. College Station) 2014
Runs Batted In (Tournament) -- 5 -- Alex Gonzales, Argyle, 2018; Drew Dobbins, Salado, 2016; Cutter McDonald, Argyle, 2015; Stanton Keane, Lubbock Cooper, 2014
Walks -- 4 -- Kaden McCoy, Sinton (vs. China Spring) 2023
Walks (Tournament) -- 5 -- Matthew Bennett, College Station, 2014; Trey Jeans, Pleasant Grove, 2013; Keith Whatley, Atlanta, 1998; Jeremy Carter, Luling, 1995; Brian Fincher, Queen City, 1992

INDIVIDUAL (PITCHING)

Strikeouts -- 16 -- Junior Espinosa, Freer (vs. Abilene Wylie) 1990; Arthur Rhodes, Waco La Vega (vs. Bellville) 1988
Strikeouts (Tournament) -- 19 -- J.R. Pickens, Liberty, 1999
Perfect Games -- Ricky Sandate, Orange Grove (vs. Hooks) 1994 (5 Innings)

No-Hitters -- Junior Espinosa, Freer (vs. Abilene Wylie) 1990 (7 Innings)

INDIVIDUAL (BASERUNNING)

Stolen Bases -- 4 -- Chantz Pryor, Jasper (vs. Texarkana Liberty-Eylau) 2007; Brad Ficke, West (vs. Liberty) 1999
Stolen Bases (Tournament) -- 5 -- Marty Pate, Linden-Kildare, 1985

TEAM (BATTING)
Runs Scored -- 16 -- Argyle (vs. La Vernia) 2019
Runs Scored (Inning) -- 13 -- Argyle (vs. La Vernia) 2019
Runs Scored (Tournament) -- 25 -- Jasper, 2007
Runs Scored (Combined-Game) -- 24 -- Freer vs. Southlake Carroll, 1990
Hits -- 16 -- Jasper (vs. Texarkana Liberty-Eylau) 2007
Hits (Tournament) -- 28 -- Jasper, 2007
Doubles -- 4 -- Sweeny (vs. Argyle) 2019; Argyle (vs. Abilene Wylie) 2015; Jasper (vs. Abilene Wylie) 2007
Doubles (Tournament) -- 7 -- Jasper, 2007
Triples -- 2 -- Texarkana Pleasant Grove (vs. Stephenville) 2021; Abilene Wylie (vs. Waco Robinson) 2017; Crockett (vs. Graham) 1996; Sinton (vs. Abilene Wylie) 1988; Bellville (vs. Waco La Vega) 1988; Kenedy (vs. La Grange) 1983
Triples (Tournament) -- 3 -- Abilene Wylie, 2017
Home Runs -- 2 -- La Grange (vs. Silsbee) 2013; Bellville (vs. Queen City) 1992
Home Runs (Tournament) -- 3 -- Bellville, 1992
Runs Batted In -- 14 -- Argyle (vs. La Vernia) 2019
Runs Batted In (Tournament) -- 20 -- Jasper, 2007
Walks -- 14 -- Sinton (vs. China Spring) 2023
Walks (Tournament) -- 22 -- College Station, 2014

TEAM (BASERUNNING)
Stolen Bases -- 16 -- West (vs. Liberty) 1999
Stolen Bases (Tournament) -- 22 -- West, 1999

3A

INDIVIDUAL (BATTING)
Runs Scored -- 4 -- Mason Jacob, Corpus Christi London (vs. Brock) 2022; Carson Schindler, Hallettsville (vs. Salado) 2013; Shaun Shows, China Spring (vs. Boiling) 1993
Runs Scored (Tournament) -- 6 -- Jared Barton, Weimar, 1997
Hits -- 4 -- Tyson Brooks, Maypearl (vs. Boyd) 2023; Jayden Martinez, Corpus Christi London (vs. Brock) 2022; Bryson Adair, Malakoff (vs. Corpus Christi London) 2021; Eddie Calzoncit, Blanco (vs. Van Alstyne) 2019; Griffin Paxton, West (vs. Van Alstyne) 2016; Jared Barton, Weimar (vs. Gunter) 1997; Milton Conwright, Ore City (vs. Elkhart) 1979
Hits (Tournament) -- 6 -- Jayden Martinez, Corpus Christi London, 2022; Eddie Calzoncit, Blanco, 2019; Griffin Paxton, West, 2016; Jared Barton, Weimar, 1997
Doubles (Tournament) -- 2 -- Blake Watters, Corpus Christi London, 2022; Cam Harris, Brock, 2022; Luke Stills, Brock, 2022; Bryce Harrimon, Troy, 2014; Gregory Mendoza, Rogers, 2010; Chace Evans, White Oak, 2009; Garrett Zimmerle, Danbury, 2009; Matt Fritsch, Salado, 2008; Brandon Choate, Hooks, 2007; Josh Stevens, Hooks, 2007; Charlie Cornwell, Maypearl, 2005; John Rivera, Van Horn, 1991; Domingo Salazar, Dripping Springs, 1984
Triples (Tournament) -- 2 -- Sawyer Strosnider, Brock, 2022; Griffin Paxton, West, 2015; James Tindell, China Spring, 1993; Patrick Schrum, Gilmer Harmony, 1990;

Herbert Johnson, Waskom, 1980
Home Runs (Tournament) -- 1 -- 18 players tied
Runs Batted In -- 7 -- Herb Johnson, Waskom (vs. Falls City) 1980
Runs Batted In (Tournament) -- 8 -- Herb Johnson, Waskom, 1980
Walks -- 3 -- 12 players tied
Walks (Tournament) -- 4 -- 12 players tied

INDIVIDUAL (PITCHING)

Strikeouts -- 17 -- Joe Daw, Shelbyville (vs. Hamilton) 1989
Strikeouts (Tournament) -- 28 -- Todd Hotz, Riviera Kaufer, 1986
Perfect Games -- Russ Horton, Pilot Point (vs. Grand Saline) 1995 (7 Innings)
No-Hitters -- Kevin Jackson, Salado (vs. San Angelo Grape Creek) 2008 (5 Innings)

INDIVIDUAL (BASERUNNING)

Stolen Bases -- 3 -- Jaxon Gleaton, Brock (vs. Corpus Christi London) 2021; Hunter Haley, Nacogdoches Central Heights (vs. Cameron Yoe) 2011; Seth Collins, Salado (vs. Corsicana Mildred) 2008; Jacob Jordan, Brock (vs. Hughes Springs) 2006; Jason Syrinek, Weimar (vs. Big Sandy Harmony) 2003; Luke Gilliam, China Spring (vs. Boling) 1993; Michael Noster, Yorktown (vs. China Spring) 1989; Chris Mayfield, Frisco (vs. Ore City) 1984; David Wesley, Pollock Central (vs. Gladewater Union Grove) 1983
Stolen Bases (Tournament) -- 5 -- Jared Barton (Weimar), 1997

TEAM (BATTING)

Runs Scored -- 16 -- Corpus Christi London (vs. Brock) 2022; Hallettsville (vs. Salado) 2013
Runs Scored (Inning) -- 8 -- Hallettsville (vs. Salado) 2013
Runs Scored (Tournament) -- 24 -- East Bernard, 1995; Waskom, 1980
Runs Scored (Combined-Game) -- 29 -- Corpus Christi London vs. Brock, 2022



Eddie Calzoncit - Blanco



Bode Stewart - New Home

Hits -- 15 -- Danbury (vs. Ponder) 2009; Salado (vs. San Angelo Grape Creek) 2008
Hits (Tournament) -- 26 -- Danbury, 2009
Doubles -- 4 -- Corpus Christi London (vs. Brock) 2022; Jarrell (vs. Bushland) 2012; Holliday (vs. White Oak) 2009; Salado (vs. San Angelo Grape Creek) 2008
Doubles (Tournament) -- 6 -- Holliday, 2009; Salado, 2008
Triples -- 4 -- China Spring (vs. Boiling) 1993
Triples (Tournament) -- 5 -- China Spring, 1993
Home Runs -- 2 -- Holliday (vs. Danbury) 2009
Home Runs (Tournament) -- 2 -- Holliday, 2009
Runs Batted In -- 14 -- Corpus Christi London (vs. Brock) 2022
Runs Batted In (Tournament) -- 20 -- Waskom, 1980
Walks -- 11 -- Shiner (vs. Gladewater Union Grove) 1981
Walks (Tournament) -- 16 -- Corpus Christi London, 2022; Shiner, 1981

TEAM (BASERUNNING)

Stolen Bases -- 9 -- Weimar (vs. Big Sandy Harmony) 2003
Stolen Bases (Tournament) -- 14 -- Weimar, 2003

2A

INDIVIDUAL (BATTING)

Runs Scored -- 4 -- T.J. Samford, Bosqueville (vs. Pine-land West Sabine) 2008; Scott Pasket, Anderson-Shiro (vs. Thorndale) 2006; Justin Endsley, McLeod (vs. Valley Mills) 2002; Evan Alford, Fayetteville (vs. Collinsville) 1999; Barry Peden, Archer City (vs. Salado) 1986; Tim Janes, Prosper (vs. Runge) 1984; Shane Guelker, Burton (vs. Prosper) 1982
Runs Scored (Tournament) -- 7 -- Scott Pasket, Anderson-Shiro, 2006
Hits -- 5 -- Denny Webb, Prosper (vs. Runge) 1984
Hits (Tournament) -- 7 -- Andy Sadler, Valley Mills, 1991; Derek Stansell, Prosper, 1984
Doubles (Tournament) -- 3 -- Arric Mares, New Deal, 2021; Tim Harris, Anderson-Shiro, 2006; Michael Sexton, Valley Mills, 1991; Derek Stansell, Prosper, 1984
Triples (Tournament) -- 3 -- Todd Kahla, High Island, 1987

Home Runs (Tournament) -- 2 -- Twone Simmons, Thorndale, 1996
Runs Batted In -- 6 -- Jason Beasley, McLeod (vs. Valley Mills) 2002
Runs Batted In (Tournament) -- 7 -- Tim Harris, Anderson-Shiro, 2006; Jason Beasley, McLeod, 2002; Paul James, Palmer, 1979
Walks -- 5 -- Jimmy Wilt, Palmer (vs. Windthorst) 1979
Walks (Tournament) -- 5 -- Brandon Hendrix, Dallardsville Big Sandy, 2018; Jimmy Wilt, Palmer, 1979

INDIVIDUAL (PITCHING)

Strikeouts -- 15 -- Josh Vitek, Fayetteville (vs. Collinsville) 1999; Joey Missildine, Maud (vs. Follett) 1988
Strikeouts (Tournament) -- 24 -- Alex Davis, Colmesneil, 1990
No-Hitters -- Rodney Williams-Aaron Masek, Flatonia (vs. Baird) 1992 (7 Innings); Dewayne Mathis, Burton (vs. Lefors) 1987 (7 Innings); Augie Rodriguez, Runge (vs. Apple Springs) 1984 (7 Innings)

INDIVIDUAL (BASERUNNING)

Stolen Bases -- 3 -- Bryce Westbrook, Douglass (vs. Dawson) 2014; Cody Smith, Johnson City (vs. Stamford) 2011; Colin Schreiber, Windthorst (vs. Evadale) 2010; Evan Alford, Fayetteville (vs. Claude) 1997; Coray Bruton, Palmer (vs. Windthorst) 1979
Stolen Bases (Tournament) -- 4 -- Colin Schreiber, Windthorst, 2010; Matt Yanowski, Bremond, 2001; Kenny Bienski, Bremond, 1981

TEAM (BATTING)

Runs Scored -- 24 -- Palmer (vs. Windthorst) 1979
Runs Scored (Inning) -- 13 -- Palmer (vs. Windthorst) 1979
Runs Scored (Tournament) -- 30 -- Prosper, 1984; Palmer, 1979
Runs Scored (Combined-Game) -- 26 -- Palmer vs. Windthorst, 1979
Hits -- 21 -- Prosper (vs. Runge) 1984
Hits (Tournament) -- 34 -- Prosper, 1984
Doubles -- 6 -- Johnson City (vs. Stamford) 2011
Doubles (Tournament) -- 9 -- New Deal, 2021
Triples -- 3 -- Flatonia (vs. Beckville) 2016; Douglass (vs. Flatonia) 2014; Colmesneil (vs. Archer City) 1986; Palmer (vs. Harleton) 1981
Triples (Tournament) -- 5 -- Douglass, 2014
Home Runs -- 2 -- Bosqueville (vs. Flatonia) 2008; Thorndale (vs. Spurger) 1996
Home Runs (Tournament) -- 3 -- Thorndale, 1996
Runs Batted In -- 15 -- Prosper (vs. Runge) 1984; Palmer (vs. Windthorst) 1979
Runs Batted In (Tournament) -- 22 -- Windthorst, 2010; Colmesneil, 1985
Walks -- 17 -- Palmer (vs. Windthorst) 1979
Walks (Tournament) -- 21 -- Palmer, 1979

TEAM (BASERUNNING)

Stolen Bases -- 9 -- Fayetteville (vs. Claude) 1997; Valley Mills (vs. Gunter) 1991
Stolen Bases (Tournament) -- 12 -- Valley Mills, 1991

1A

INDIVIDUAL (BATTING)

Runs Scored -- 3 -- Luke Langfeld, D'Hanis (vs. Abbott) 2022; Damon Gerick, Fayetteville (vs. Abbott) 2018; Weston Cantrell, Abbott (vs. Gilmer Union Hill) 2017; Weston Cantrell, Abbott (vs. Fayetteville) 2017; Brent Mynar, Abbott (vs. Gilmer Union Hill) 2017; Damon Gerick, Fayetteville (vs. Abbott) 2017

Runs Scored (Tournament) -- 6 -- Weston Cantrell, Abbott, 2017
Hits -- 3 -- Ethan Reyes, D'Hanis (vs. Abbott) 2022; Alex Magers, D'Hanis (vs. Dodd City) 2019; Jaeden VanDamme, D'Hanis (vs. Dodd City) 2019; Jerrette Brown, Fayetteville (vs. Abbott) 2018; Colton Peters, Slocum (vs. New Home) 2018; Hunter Pope, Abbott (vs. Fayetteville) 2018; Braden Rohde, Fayetteville (vs. Abbott) 2018; Brent Mynar, Abbott (vs. Fayetteville) 2017; Brent Mynar, Abbott (vs. Gilmer Union Hill) 2017; Hunter Pope, Abbott (vs. Gilmer Union Hill) 2017; Weston Cantrell, Abbott (vs. Fayetteville) 2017; Braden Rohde, Fayetteville (vs. Abbott) 2017
Hits (Tournament) -- 6 -- Brent Mynar, Abbott, 2017
Doubles (Tournament) -- 2 -- Alex Magers, D'Hanis, 2019
Triples (Tournament) -- 2 -- Logan Fritsch, Fayetteville, 2021; Damon Gerick, Fayetteville, 2017; Braden Rohde, Fayetteville, 2017
Home Runs (Tournament) -- None
Runs Batted In -- 4 -- Bode Stewart, New Home (vs. Wells) 2019; Hunter Pope, Abbott (vs. Fayetteville) 2018; Brent Mynar, Abbott (vs. Gilmer Union Hill) 2017; Hunter Pope, Abbott (vs. Gilmer Union Hill) 2017
Runs Batted In (Tournament) -- 7 -- Brent Mynar, Abbott, 2017
Walks -- 3 -- Reid Gross, Fayetteville (vs. Kennard) 2021
Walks (Tournament) -- 4 -- Reid Gross, Fayetteville, 2021

INDIVIDUAL (PITCHING)

Strikeouts -- 10 -- Trent Gerber, Nazareth (vs. Kennard) 2022; Shelby Noppeney, Hubbard (vs. Kennard) 2021, Bode Stewart, New Home (vs. Wells) 2019
Strikeouts (Tournament) -- 10 -- Shelby Noppeney, Hubbard, 2021; Bode Stewart, New Home, 2019; Hunter Pope, Abbott, 2017

INDIVIDUAL (BASERUNNING)

Stolen Bases -- 3 -- Jerrette Brown, Fayetteville (vs. Abbott) 2018
Stolen Bases (Tournament) -- 4 -- Brent Mynar, Abbott, 2017

TEAM (BATTING)

Runs Scored -- 12 -- New Home (vs. Wells) 2019; Abbott (vs. Gilmer Union Hill) 2017
Runs Scored (Inning) -- 10 -- Abbott (vs. Gilmer Union Hill) 2017
Runs Scored (Tournament) -- 23 -- Abbott, 2017
Runs Scored (Combined-Game) -- 18 -- Fayetteville vs. Abbott, 2018; Abbott vs. Fayetteville, 2017
Hits -- 15 -- D'Hanis (vs. Abbott) 2022
Hits (Tournament) -- 22 -- D'Hanis, 2022
Doubles -- 3 -- D'Hanis (vs. Abbott) 2022
Doubles (Tournament) -- 5 -- D'Hanis, 2022
Triples -- 3 -- Fayetteville (vs. Nazareth) 2021; Fayetteville (vs. Abbott) 2017
Triples (Tournament) -- 4 -- Fayetteville, 2017
Home Runs -- None
Home Runs (Tournament) -- None
Runs Batted In -- 12 -- D'Hanis (vs. Abbott) 2022
Runs Batted In (Tournament) -- 19 -- Abbott, 2017
Walks -- 10 -- Fayetteville (vs. Kennard) 2021
Walks (Tournament) -- 13 -- Fayetteville, 2021

TEAM (BASERUNNING)

Stolen Bases -- 6 -- Fayetteville (vs. Kennard) 2021
Stolen Bases (Tournament) -- 10 -- Fayetteville, 2021



WALK-OFF WINS

DATE TEAM (OPP.) SCORE (INNINGS) (ROUND)


- 6A**
- 6-7-13 Conroe The Woodlands (vs. Northside O'Connor) 2-1 (7 Innings) (SF)
 - 6-11-10 Klein (vs. Plano West) 4-3 (7 Innings) (SF)
 - 6-11-10 Corpus Christi Carroll (vs. Fort Bend Clements) 4-3 (7 Innings) (SF)
 - 6-12-09 Lufkin (vs. Pearland) 4-2 (11 Innings) (SF)
 - 6-3-93 Abilene Cooper (vs. Alvin) 4-3 (7 Innings) (SF)
 - 6-7-90 Duncanville (vs. Arlington Martin) 1-0 (7 Innings) (SF)
 - 6-8-90 Duncanville (vs. Deer Park) 6-5 (7 Innings) (F)
 - 6-11-70 Houston Bellaire (vs. Alice) 1-0 (7 Innings) (SF)
 - 6-12-69 Midland Lee (vs. San Antonio Houston) 2-1 (8 Innings) (SF)
 - 6-7-68 Tyler (vs. Arlington) 4-3 (7 Innings) (C)
 - 6-11-66 Odessa Permian (vs. Fort Worth Arlington Heights) 1-0 (11 Innings) (C)
 - 6-16-65 El Paso Austin (vs. Galena Park) 4-3 (7 Innings) (C)
 - 6-5-62 Odessa (vs. Lufkin) 4-2 (7 Innings) (SF)
 - 6-3-59 Beaumont (vs. Odessa) 4-3 (8 Innings) (SF)
 - 6-5-58 Lufkin (vs. Houston Lamar) 9-8 (7 Innings) (SF)
 - 6-6-56 Fort Worth Paschal (vs. Lufkin) 5-4 (8 Innings) (1st)
 - 6-1-55 Abilene (vs. Dallas Adamson) 2-1 (7 Innings) (1st)
 - 6-3-53 Amarillo (vs. Austin) 5-4 (7 Innings) (1st)
 - 6-2-52 Dallas Crozier Tech (vs. Amarillo) (9 Innings) (1st)
 - 6-5-50 Sherman (vs. Amarillo) (8 Innings) (QF)
 - 6-7-50 Sherman (vs. Marshall) (7 Innings) (F)
 - 6-7-49 El Paso Bowie (vs. Waco) (12 Innings) (SF)

- 5A**
- 6-7-18 Northwest Eaton (vs. Humble Kingwood Park) 3-2 (8 Innings) (SF)
 - 6-9-11 Corpus Christi Calallen (vs. Mesquite Poteet) 6-5 (10 Innings) (SF)
 - 6-9-10 Brenham (vs. Wichita Falls Rider) 3-2 (8 Innings) (SF)
 - 6-10-04 Denton Ryan (vs. Cleburne) 5-4 (7 Innings) (SF)
 - 6-10-99 Andrews (vs. Brenham) 4-3 (7 Innings) (SF)
 - 6-11-99 Andrews (vs. Corpus Christi Calallen) 4-3 (8 Innings) (F)
 - 6-3-94 Big Spring (vs. Brenham) 3-2 (9 Innings) (SF)
 - 6-3-94 Belton (vs. Carthage) 9-5 (8 Innings) (SF)
 - 6-3-93 Wolfforth Frenship (vs. Corpus Christi Calallen) 6-5 (7 Innings) (SF)
 - 6-11-92 Bridge City (vs. Denison) 6-5 (7 Innings) (SF)
 - 6-7-90 Robstown (vs. College Station A&M Consolidated) 7-6 (7 Innings) (SF)
 - 6-8-89 Paris (vs. Leander) 5-4 (8 Innings) (SF)
 - 6-12-86 Mercedes (vs. Austin Westlake) 2-1 (8 Innings) (SF)
 - 6-6-80 Austin Westlake (vs. DeSoto) 11-10 (8 Innings) (F)
 - 6-7-79 DeSoto (vs. South San Antonio) 3-2 (7 Innings) (SF)
 - 6-8-78 Burkburnett (vs. Jasper) 3-2 (7 Innings) (SF)
 - 6-8-72 Taylor (vs. Jasper) 3-2 (10 Innings) (SF)
 - 6-11-70 Dumas (vs. Fort Worth Carter-Riverside) 2-1 (8 Innings) (SF)
 - 6-10-66 Dumas (vs. Waxahachie) 1-0 (8 Innings) (SF)
 - 6-3-60 Nederland (vs. Kilgore) 8-7 (7 Innings) (C)
 - 6-6-57 Bryan (vs. Garland) 5-4 (8 Innings) (SF)
 - 6-7-57 Snyder (vs. Garland) 1-0 (7 Innings) (C)

- 4A**
- 6-8-23 China Spring (vs. Texarkana Liberty-Eylau) 3-2 (12 Innings) (F)
 - 6-4-14 College Station (vs. Lubbock Cooper) 9-8 (8 Innings) (SF)
 - 6-8-11 Kennedale (vs. Robstown) 4-3 (7 Innings) (SF)
 - 6-4-03 Sinton (vs. Canyon) 4-3 (10 Innings) (SF)

- 6-5-02 Forney (vs. Lorena) 3-2 (9 Innings) (SF)
- 6-8-00 China Spring (vs. Forney) 2-1 (7 Innings) (SF)
- 6-11-98 Dripping Springs (vs. Iowa Park) 5-4 (8 Innings) (SF)
- 6-9-88 Waco La Vega (vs. Bellville) 5-4 (7 Innings) (SF)
- 6-12-86 Brownfield (vs. Sealy) 7-6 (7 Innings) (SF)
- 6-9-83 Kenedy (vs. Alvarado) 5-4 (8 Innings) (SF)

- 3A**
- 6-9-23 Boyd (vs. Maypearl) 8-7 (7 Innings) (SF)
 - 6-10-22 Brock (vs. Diboll) 7-6 (7 Innings) (SF)
 - 6-12-21 Malakoff (vs. Corpus Christi London) 8-7 (7 Innings) (F)
 - 6-11-21 Malakoff (vs. Gunter) 4-3 (7 Innings) (SF)
 - 6-9-18 Beckville (vs. Clifton) 5-4 (10 Innings) (F)
 - 6-8-16 Van Alstyne (vs. Banquete) 8-7 (8 Innings) (SF)
 - 6-8-11 Nacogdoches Central Heights (vs. Palmer) 4-3 (7 Innings) (SF)
 - 6-11-09 Holliday (vs. White Oak) 6-5 (8 Innings) (SF)
 - 6-6-02 Celina (vs. Weimar) 6-5 (7 Innings) (SF)
 - 6-16-81 Shiner (vs. Waskom) 3-2 (8 Innings) (F)



Van Alstyne vs. Banquete - 2016 Conference 3A Baseball Semifinal

- 2A**
- 6-7-23 Harleton (vs. Collinsville) 4-3 (7 Innings) (SF)
 - 6-7-17 Muenster (vs. Albany) 1-0 (8 Innings) (SF)
 - 6-11-15 Flatonia (vs. Crawford) 4-3 (7 Innings) (F)
 - 6-5-13 Price Carlisle (vs. Weimar) 7-6 (8 Innings) (SF)
 - 6-11-09 Miles (vs. Windthorst) 4-3 (7 Innings) (F)
 - 6-8-05 Harleton (vs. Valley Mills) 7-6 (11 Innings) (SF)
 - 6-10-99 Cross Plains (vs. High Island) 5-4 (7 Innings) (SF)

- 1A**
- 6-7-23 Abbott (vs. Kennard) 5-4 (7 Innings) (SF)
 - 6-6-18 Slocum (vs. New Home) 8-7 (7 Innings) (SF)

- CITY**
- 6-9-49 Fort Worth Paschal (vs. Dallas Sunset) 3-2 (7 Innings) (SF)




EXTRA INNING GAMES

6A

- 6-12-09 Lufkin def. Pearland, 4-2 (11 Innings) (SF)
- 6-11-04 Lewisville Flower Mound def. Spring, 4-2 (9 Innings) (SF)
- 6-12-69 Midland Legacy def. San Antonio Houston, 2-1 (8 Innings) (SF)
- 6-11-66 Odessa Permian def. Fort Worth Arlington Heights, 1-0 (11 Innings) (C)
- 6-15-65 Dallas Samuel def. El Paso Austin, 2-0 (8 Innings) (SF)
- 6-5-63 Lufkin def. Houston Bellaire, 6-4 (8 Innings) (F)
- 6-6-62 Lufkin def. Corpus Christi Carroll, 2-1 (8 Innings) (C)
- 6-3-59 Beaumont def. Odessa, 4-3 (8 Innings) (SF)
- 6-6-56 Fort Worth Paschal def. Lufkin, 5-4 (8 Innings) (1st)
- 6-6-56 Abilene def. Edinburg, 7-5 (8 Innings) (1st)
- 6-3-55 Paris def. Abilene, 2-1 (8 Innings) (F)
- 6-2-52 Dallas Crozier Tech def. Amarillo, 6-5 (9 Innings) (1st)
- 6-6-50 Sherman def. Amarillo, 1-0 (8 Innings) (QF)
- 6-6-49 Denison def. Marshall, 1-0 (10 Innings) (QF)
- 6-7-49 El Paso Bowie def. Waco, 4-3 (12 Innings) (SF)
- 6-8-49 Dennison def. Waco, 6-5 (9 Innings) (C)

5A

- 6-7-18 Northwest Eaton def. Humble Kingwood Park, 3-2 (8 Innings) (SF)
- 6-7-12 Cleburne def. Austin Lake Travis, 9-7 (8 Innings) (SF)
- 6-9-11 Corpus Christi Calallen def. Mesquite Poteet, 6-5 (10 Innings) (SF)
- 6-9-10 Brenham def. Wichita Falls Rider, 3-2 (8 Innings) (SF)
- 6-5-97 Fort Worth Boswell def. Nederland, 7-3 (8 Innings) (SF)
- 6-3-94 Big Spring def. Brenham, 3-2 (9 Innings) (SF)
- 6-3-94 Belton def. Carthage, 9-5 (8 Innings) (SF)
- 6-6-91 Robstown def. Crowley, 4-3 (8 Innings) (SF)
- 6-8-89 Paris def. Leander, 5-4 (8 Innings) (SF)
- 6-8-89 Austin Anderson def. Brenham, 6-4 (8 Innings) (SF)
- 6-9-88 Brenham def. Canyon, 6-4 (8 Innings) (SF)
- 6-20-86 Mercedes def. Austin Westlake, 2-1 (8 Innings) (SF)
- 6-6-80 Austin Westlake def. DeSoto, 11-10 (8 Innings) (F)
- 6-7-74 Mercedes def. West Orange-Stark, 3-2 (8 Innings) (SF)
- 6-11-70 Dumas def. Fort Worth Carter-Riverside, 2-1 (8 Innings) (SF)
- 6-12-69 Andrews def. Brenham, 5-4 (9 Innings) (SF)



Flatonia vs. Crawford - 2015 Conference 2A Baseball Championship

- 6-6-68 El Campo def. Waco La Vega, 4-2 (8 Innings) (SF)
- 6-9-67 Waco La Vega def. Odessa Ector, 6-4 (8 Innings) (C)
- 6-10-66 Dumas def. Waxahachie, 1-0 (8 Innings) (SF)
- 6-5-62 Seminole def. San Antonio Lee, 2-1 (8 Innings) (SF)
- 6-6-57 Bryan def. Garland, 5-4 (8 Innings) (SF)

4A

- 6-8-23 China Spring def. Texarkana Liberty-Eylau, 3-2 (12 Innings) (F)
- 6-7-23 China Spring def. Sinton, 8-4 (12 Innings) (SF)
- 6-4-14 College Station def. Lubbock Cooper, 9-8 (8 Innings) (SF)
- 6-5-14 College Station def. Argyle, 5-2 (8 Innings) (F)
- 6-10-10 Texarkana Pleasant Grove def. Giddings, 2-0 (9 Innings) (F)
- 6-5-08 Snyder def. Texarkana Pleasant Grove, 3-2 (8 Innings) (F)
- 6-4-03 Sinton def. Canyon, 4-3 (10 Innings) (SF)
- 6-5-03 Lorena def. Sinton, 3-2 (8 Innings) (F)
- 6-5-02 Forney def. Lorena, 3-2 (9 Innings) (SF)
- 6-10-99 West def. Forney, 9-6 (8 Innings) (SF)
- 6-11-98 Dripping Springs def. Iowa Park, 5-4 (8 Innings) (SF)
- 6-9-83 Kenedy def. Alvarado, 5-4 (8 Innings) (SF)
- 6-15-81 Somerset def. Pflugerville, 6-4 (8 Innings) (SF)

3A

- 6-7-19 Wall def. Kirbyville, 5-4 (9 Innings) (SF)
- 6-8-16 Van Alstyne def. Banquete, 8-7 (8 Innings) (SF)
- 6-6-12 Bushland def. Brock, 1-0 (8 Innings) (SF)
- 6-6-12 Jarrell def. Elkhart, 3-2 (13 Innings) (SF)
- 6-11-09 Holliday def. White Oak, 6-5 (8 Innings) (SF)
- 6-5-96 Gilmer Harmony def. De Leon, 6-5 (8 Innings) (SF)
- 6-9-88 Shelbyville def. Pottsboro, 4-1 (8 Innings) (SF)
- 6-9-88 Blanco def. Holliday, 6-4 (8 Innings) (SF)
- 6-12-86 Frankston def. Coppell, 6-5 (8 Innings) (SF)
- 6-16-81 Shiner def. Waskom, 3-2 (8 Innings) (F)

2A

- 6-6-18 Dallardsville Big Sandy def. New Deal, 3-2 (8 Innings) (SF)
- 6-7-17 Muenster def. Albany, 1-0 (8 Innings) (SF)
- 6-5-13 Price Carlisle def. Weimar, 7-6 (8 Innings) (SF)
- 6-9-05 Thorndale def. Harleton, 10-5 (8 Innings) (F)
- 6-8-05 Harleton def. Valley Mills, 7-6 (11 Innings) (SF)
- 6-5-03 Colmesneil def. D'Hanis, 5-0 (8 Innings) (F)
- 6-10-99 Collinsville def. Fayetteville, 6-3 (10 Innings) (SF)
- 6-6-97 Fayetteville def. Spurger, 6-2 (9 Innings) (F)
- 6-3-94 Trinidad def. Gorman, 7-6 (9 Innings) (SF)
- 6-6-91 Gunter def. D'Hanis, 6-4 (9 Innings) (SF)

1A

None

CITY

None



2023 (June 7-10) Dell Diamond, Round Rock (1A-3A, 5A-6A) Disch-Faulk Field (UT), Austin (4A)

6A

Semifinals

Lewisville Flower Mound 6, Cypress Woods 3

Pearland 11, Austin Westlake 1 (6)

Championship

Lewisville Flower Mound 6, Pearland 4

All-Tournament

MVP-Adrian Rodriguez, Lewisville Flower Mound, Jr.

P-Zack James, Lewisville Flower Mound, Jr.

C-Zane Becker, Lewisville Flower Mound, Jr.

1B-Caden Ferraro, Pearland, Sr.

2B-Braden Morse, Pearland, Sr.

3B-Josh Glaser, Lewisville Flower Mound, Jr.

SS-Anthony Avalos, Pearland, Sr.

OF-Braeden Babb, Austin Westlake, Jr.

OF-Brady Sullivan, Cypress Woods, Sr.

OF-Sam Erickson, Lewisville Flower Mound, Jr.

UTIL-Nico Partida, Pearland, So.

5A

Semifinals

Magnolia West 3, Frisco Reedy 0

Argyle 5, Boerne Champion 2

Championship

Magnolia West 3, Argyle 2

All-Tournament

MVP-Jackson Blank, Magnolia West, Sr.

P-James Ellwanger, Magnolia West, Sr.

C-Gage Goldberg, Boerne Champion, Jr.

1B-Grady Emerson, Argyle, Fr.

2B-Colton Roquemore, Argyle, Jr.

3B-Caldwell McFaddin, Magnolia West, So.

SS-Dawson Park, Magnolia West, Jr.

OF-Brayden Rosckes, Argyle, Jr.

OF-Cody Palacios, Magnolia West, So.

OF-Alex D'Angelo, Argyle, Jr.

UTIL-Caden Jones, Frisco Reedy, Sr.

4A

Semifinals

Texarkana Liberty-Eylau 15, Canyon Randall 5

China Spring 8, Sinton 4 (12)

Championship

China Spring 3, Texarkana Liberty-Eylau 2 (12)

All-Tournament

MVP-Miles Vaughn, China Spring, Fr.

P-Cal Jones, Texarkana Liberty-Eylau, Sr.

C-Jase Garrett, China Spring, Sr.

1B-Kaden Juarez, Canyon Randall, Sr.

2B-WT Jones, Texarkana Liberty-Eylau, Jr.

3B-Jayden Honey, China Spring, Sr.

SS-Mason Kirk, China Spring, Sr.

OF-Aydan Easter, Texarkana Liberty-Eylau, Sr.

OF-Collin Evans, Texarkana Liberty-Eylau, So.

OF-Brenan Daniel, China Spring, Sr.


UTIL-Blake Mitchell, Sinton, Sr.

3A

Semifinals

Boyd 8, Maypearl 7

Wall 5, Corpus Christi London 1



Colleyville Heritage - 2019 Conference 5A Baseball Champions

Championship

Boyd 6, Wall 4

All-Tournament

MVP-Eric Rogers, Boyd, Jr.

P-Kellan Oliver, Wall, Fr.

C-Tyson Brooks, Maypearl, So.

1B-Case Ferguson, Boyd, Sr.

2B-Will Scherr, Wall, Jr.

3B-Aidan LeMasters, Boyd, Sr.

SS-Jax Heid, Boyd, So.

OF-Garren Wiggins, Wall, So.

OF-Luke Kemp, Wall, So.

OF-Colton Patton, Boyd, Fr.

UTIL-Blake Watters, Corpus Christi London, Jr.

2A

Semifinals

Harleton 4, Collinsville 3

Shiner 11, New Home 0 (5)

Championship

Harleton 10, Shiner 5

All-Tournament

MVP-Carson Wallace, Harleton, So.

P-Ryan Peterson, Shiner, Sr.

C-Mason Clark, Harleton, So.

1B-Ryder Watkins, New Home, So.

2B-Carson Schutte, Shiner, So.

3B-Reed Patterson, Collinsville, Jr.

SS-Logan Jenkins, Collinsville, Jr.

OF-Kaidan Booth, Shiner, Jr.

OF-Gage Shirts, Harleton, So.

OF-Cameron Johnson, Harleton, Jr.

UTIL-Peyton Murray, Harleton, Jr.

1A

Semifinals

Abbott 5, Kennard 4

Fayetteville 4, Nazareth 0

Championship

Abbott 6, Fayetteville 5

All-Tournament

MVP-Preston Pustejovsky, Abbott, Sr.

P-Chance Konvicka, Fayetteville, So.

C-Logan Fritsch, Fayetteville, Sr.

1B-Dakota Murray, Kennard, Sr.

2B-Jack Welps, Nazareth, Jr.

3B-Connor Sullins, Abbott, So.

SS-Travis Gully, Fayetteville, Sr.

OF-Jake Kubala, Fayetteville, Jr.

OF-Tristan Burgess, Kennard, Sr.

OF-Max Stalker, Abbott, So.

UTIL-Will Karda, Abbott, Sr.

2022 (June 8-11)

Dell Diamond, Round Rock (1A-3A, 5A-6A) Disch-Faulk Field (UT), Austin (4A)

6A

Semifinals

Southlake Carroll 6, Fort Bend Ridge Point 1

San Antonio Reagan 6, Rockwall Heath 0

Championship

Southlake Carroll 8, San Antonio Reagan 5

All-Tournament

MVP-Owen Proksch, Southlake Carroll, Sr.

P-Aidan Coleman, San Antonio Reagan, Jr.

C-Clark Springs, Southlake Carroll, Sr.

1B-Travis Vasek, Fort Bend Ridge Point, Sr.

2B-Ben Tryon, Southlake Carroll, Jr.

3B-Ashton Beaird, San Antonio Reagan, Jr.

SS-Ethan Mendoza, Southlake Carroll, Jr.

OF-Britton Moore, San Antonio Reagan, Sr.

OF-Luke Sasser, San Antonio Reagan, Jr.

OF-Max Reyes, Southlake Carroll, Sr.

UTIL-Jett Williams, Rockwall Heath, Sr.



5A

Semifinals
Friendswood 4, Mansfield Legacy 2
Georgetown 5, Frisco Wakeland 4
Championship
Georgetown 2, Friendswood 1
All-Tournament
MVP-Jacob Hadden, Georgetown, Sr.
P-Griffon Kasemeyer, Friendswood, Sr.
C-Dylan Maxcey, Friendswood, Sr.
1B-Kayden Voelkel, Mansfield Legacy, Sr.
2B-EJ Davis, Georgetown, Sr.
3B-Logan Smith, Georgetown, Sr.
SS-Eli Hellman, Georgetown, Jr.
OF-Brendan Freeman, Frisco Wakeland, Sr.
OF-Landon Hyle, Georgetown, Sr.
OF-Ty Brantley, Friendswood, Sr.
UTIL-Ayden Pearcy, Friendswood, So.

4A

Semifinals
Argyle 2, China Spring 1
Sinton 9, Celina 0
Championship
Sinton 9, Argyle 0
All-Tournament
MVP-Kaden McCoy, Sinton, Jr.
P-Blake Mitchell, Sinton, Jr.
C-Rylan Galvan, Sinton, Sr.
1B-Alex D'Angelo, Argyle, So.
2B-Marco Gonzales, Sinton, So.
3B-Trace Necessary, China Spring, Jr.
SS-J.C. Davis, Argyle, Jr.
OF-Cannon Chester, Sinton, Sr.
OF-Conor Lillis, Argyle, Jr.
OF-Ean Sellars, Argyle, Sr.
UTIL-Jackson Rooker, Celina, Jr.

3A

Semifinals
Corpus Christi London 4, Gunter 1
Brock 7, Diboll 6
Championship
Corpus Christi London 16, Brock 13
All-Tournament
MVP-Blake Watters, Corpus Christi London, So.
P-Kade Budd, Corpus Christi London, Sr.
C-Jayden Martinez, Corpus Christi London, Sr.
1B-Landon Salinas, Corpus Christi London, So.
2B-Cam Harris, Brock, So.
3B-Luke Stills, Brock, Sr.
SS-Mason Jacob, Corpus Christi London, So.
OF-Tyler Moody, Brock, Jr.
OF-Sawyer Strosnider, Brock, So.
OF-Mason Sadler, Gunter, Jr.
UTIL-Coby Dejesus, Diboll, Sr.

2A

Semifinals
Valley Mills 4, New Home 3
Shiner 3, Garrison 0
Championship
Valley Mills 4, Shiner 2
All-Tournament
MVP-Cooper Ewing, Valley Mills, Sr.

P-Ryan Peterson, Shiner, Jr.
C-Elandis Taylor, Valley Mills, So.
1B-AJ Patek, Shiner, Sr.
2B-Eli Compton, Garrison, Jr.
3B-Bryce Filip, Shiner, Sr.
SS-Cason Johnson, Valley Mills, So.
OF-Braydon Richardson, Valley Mills, Sr.
OF-Kaleb Kuligowski, Valley Mills, Sr.
OF-Carson Schuette, Shiner, Fr.
UTIL-Ashton Lucio, New Home, So.

1A

Semifinals
Nazareth 1, Kennard 0
D'Hanis 16, Abbott 0 (5)
Championship
D'Hanis 4, Nazareth 0
All-Tournament
MVP-Ryan Hendry, D'Hanis, Sr.
P-Dylan Cole, Kennard, Sr.
C-Ethan Reyes, D'Hanis, Sr.
1B-Steril Welps, Nazareth, Jr.
2B-J.J. Garcia, D'Hanis, So.
3B-Daelyn Gonzales, D'Hanis, Jr.
SS-Carson Heiman, Nazareth, Jr.
OF-Jack Welps, Nazareth, So.
OF-Eusebio Tapia, D'Hanis, Jr.
OF-Mason Hejl, Abbott, Fr.
UTIL-Trent Gerber, Nazareth, Sr.

**2021 (June 9-12)
Dell Diamond, Round Rock (1A-3A, 5A-6A)
Disch-Faulk Field (UT), Austin (4A)**

6A

Semifinals
Keller 7, Houston Strake Jesuit 1
Rockwall Heath 8, Comal Smithson Valley 4
Championship
Rockwall Heath 4, Keller 3
All-Tournament
MVP-Caden Fiveash, Rockwall Heath, Sr.
P-Eric Hammond, Keller, Sr.
C-Kevin Bazzell, Rockwall Heath, Sr.
1B-Ryan Montgomery, Houston Strake Jesuit, Sr.
2B-Aidan Connors, Keller, Sr.
3B-Jonny Lowe, Rockwall Heath, Jr.
SS-Karson Krowka, Rockwall Heath, Sr.
OF-Kasen Wells, Comal Smithson Valley, Jr.
OF-Griffin Barton, Keller, Sr.
OF-Zach Rike, Rockwall Heath, Sr.
UTIL-Braden Davis, Keller, Sr.

5A

Semifinals
Mont Belvieu Barbers Hill 12, Amarillo 8
Hallsville 4, Leander Rouse 2
Championship
Mont Belvieu Barbers Hill 1, Hallsville 1
All-Tournament
MVP-Raiten Malone, Mont Belvieu Barbers Hill, Sr.
P-Jeb Drewery, Hallsville, Sr.
C-Brodey Williams, Mont Belvieu Barbers Hill, Jr.
1B-Simon Larranaga, Mont Belvieu Barbers Hill, Sr.
2B-Joe Sparschu, Leander Rouse, So.

3B-Braden Jacobs, Mont Belvieu Barbers Hill, Jr.
SS-Jake Maynard, Amarillo, Sr.
OF-Jace Martinez, Mont Belvieu Barbers Hill, So.
OF-Carson Garrett, Mont Belvieu Barbers Hill, So.
OF-Kurt Wyman, Hallsville, Sr.
UTIL-Landon Bowden, Hallsville, So.

4A

Semifinals
Texarkana Pleasant Grove 13, Stephenville 0 (5)
Rusk 6, Sinton 3
Championship
Texarkana Pleasant Grove 2, Rusk 1
All-Tournament
MVP-Coe Blaine, Texarkana Pleasant Grove, Sr.
P-Blake Jennings, Texarkana Pleasant Grove, Jr.
C-Rylan Galvan, Sinton, Jr.
1B-Tucker Anderson, Texarkana Pleasant Grove, Sr.
2B-Brett Rawlinson, Rusk, So.
3B-Wade Williams, Rusk, Jr.
SS-JM Long, Texarkana Pleasant Grove, So.
OF-Will Dixon, Rusk, Jr.
OF-Brock Bearden, Texarkana Pleasant Grove, Jr.
OF-Kyle Styron, Stephenville, Sr.
UTIL-JD Thompson, Rusk, Jr.

3A

Semifinals
Corpus Christi London 7, Brock 2
Malakoff 4, Gunter 3
Championship
Malakoff 8, Corpus Christi London 7
All-Tournament
MVP-Bryson Adair, Malakoff, Sr.
P-Kade Budd, Corpus Christi London, Jr.
C-Reikkhen Bostick, Gunter, Jr.
1B-Landon Salinas, Corpus Christi London, Fr.
2B-Tyler Moody, Brock, So.
3B-Nash Daniel, Gunter, Sr.
SS-Mason Jacob, Corpus Christi London, Fr.
OF-Brandon Nations, Malakoff, Sr.
OF-Mason Arispe, Corpus Christi London, So.
OF-Nathan Jones, Malakoff, Sr.
UTIL-Cole Gaddis, Malakoff, Sr.

2A

Semifinals
New Deal 14, Shiner 1 (6)
Garrison 7, Bosqueville 6
Championship
New Deal 7, Garrison 2
All-Tournament
MVP-Noah Rodriguez, New Deal, Jr.
P-Harley Patterson, New Deal, Jr.
C-Cash Shows, Shiner, Sr.
1B-Kyler Reed, New Deal, Sr.
2B-Tanner Seeley, New Deal, Sr.
3B-Colby Henderson, New Deal, Jr.
SS-Hunter Henexson, Bosqueville, So.
OF-Arric Mares, New Deal, Sr.
OF-Tyler Spivey, Garrison, Sr.
OF-John Youens, Bosqueville, So.
UTIL-Alex Slowikowski, Garrison, Jr.



1A

Semifinals

Kennard 3, Hubbard 1
Fayetteville 4, Nazareth 0

Championship

Fayetteville 6, Kennard 4

All-Tournament

MVP-Keegan Supak, Fayetteville, Fr.
P-Reid Gross, Fayetteville, Fr.
C-Logan Fritsch, Fayetteville, So.
1B-Ryan Pilkington, Kennard, Jr.
2B-Caleb Alfred, Kennard, Jr.
3B-Carson Heiman, Nazareth, So.
SS-Travis Gully, Fayetteville, So.
OF-Aiden Wicke, Fayetteville, Sr.
OF-Jake Kubala, Fayetteville, Fr.
OF-Cade Collingsworth, Kennard, Sr.
UTIL-Shelby Noppeney, Hubbard, Jr.

2020

(Cancelled due to COVID-19 Pandemic)

2019 (June 5-8)

**Dell Diamond, Round Rock (1A-3A, 5A-6A)
Disch-Faulk Field (UT), Austin (4A)**

6A

Semifinals

Fort Bend Ridge Point 5, McKinney Boyd 2
Southlake Carroll 6, Austin Lake Travis 2

Championship

Southlake Carroll 17, Fort Bend Ridge Point 0 (5)

All-Tournament

MVP-Justin Grech, Southlake Carroll, Jr.
P-Joe Steeber, Southlake Carroll, Sr.
C-Yanluis Ortiz, Southlake Carroll, Jr.
1B-Grant Gololmb, Southlake Carroll, Jr.
2B-Jack Baker, Fort Bend Ridge Point, Jr.
3B-Cade Manning, Southlake Carroll, Jr.
SS-Austin Hale, Southlake Carroll, Sr.
OF-Austin Bradbury, Fort Bend Ridge Point, Sr.
OF-Gabe Colaiani, Fort Bend Ridge Point, Sr.
OF-Sam McGinnis, McKinney Boyd, Jr.
UTIL-Brett Baty, Austin Lake Travis, Sr.

5A

Semifinals

Colleyville Heritage 2, Corsicana 1
Georgetown 8, Mission Sharyland Pioneer 2

Championship

Colleyville Heritage 14, Georgetown 2 (6)

All-Tournament

MVP-Joey Koetting, Colleyville Heritage, Sr.
P-Aidan Caputi, Colleyville Heritage, Sr.
C-AJ Vasquez, Georgetown, Jr.
1B-Chandler Freeman, Colleyville Heritage, Sr.
2B-Zach Whittenton, Georgetown, Sr.
3B-Jeffery David, Georgetown, Sr.
SS-Cole Posey, Georgetown, Sr.
OF-Jacob Guerrero, Colleyville Heritage, Sr.
OF-Cade Johnson, Corsicana, Jr.
OF-Pedro Tovas, Mission Sharyland Pioneer, Sr.
UTIL-AJ Smith, Colleyville Heritage, So.

4A

Semifinals

Sweeny 5, Kilgore 1
Argyle 16, La Vernia 0 (5)

Championship

Argyle 6, Sweeny 3

All-Tournament

MVP-Dillon Carter, Argyle, Sr.
P-Chad Ricker, Argyle, Sr.
C-Austin King, Argyle, Sr.
1B-Lance Kruse, La Vernia, Sr.
2B-Preston King, Argyle, Sr.
3B-Joe Effenberger, Sweeny, Sr.
SS-Caden Homniok, Sweeny, Sr.
OF-Blake Benavides, Sweeny, Sr.
OF-Quinton Martin, Sweeny, Sr.
OF-Jayce McFarland, Kilgore, Jr.
UTIL-Bo Hogeboom, Argyle, Jr.

3A

Semifinals

Wall 5, Kirbyville 4 (9)
Blanco 3, Van Alstyne 2

Championship

Wall 2, Blanco 1

All-Tournament

MVP-Luke Young, Wall, Jr.
P-AJ Briscoe, Blanco, Sr.
C-Rhett Gallagher, Van Alstyne, Sr.
1B-Sutton Hurst, Wall, Sr.
2B-Eddie Calzoncit, Blanco, Sr.
3B-Zach Smith, Van Alstyne, Jr.
SS-Ryan Gully, Wall, Sr.
OF-Austin Van Pelt, Blanco, Jr.
OF-Hunter Wallis, Kirbyville, So.
OF-Gage Weishuhn, Wall, Sr.
UTIL-Caleb Heuert, Wall, Jr.

2A

Semifinals

Linden-Kildare 5, Valley Mills 0
Dallardsville Big Sandy 4, Albany 1

Championship

Dallardsville Big Sandy 7, Linden-Kildare 1

All-Tournament

MVP-Broch Holmes, Dallardsville Big Sandy, Sr.
P-Brandon Hendrix, Dallardsville Big Sandy, Sr.
C-Garrett Lilley, Dallardsville Big Sandy, Sr.
1B-Nic Kunze, Linden-Kildare, Jr.
2B-Case Sutherland, Dallardsville Big Sandy, Jr.
3B-Bryan Duff, Dallardsville Big Sandy, Sr.
SS-Dalton Alford, Linden-Kildare, Sr.
OF-Caden Collins, Valley Mills, Jr.
OF-BJ Morris, Albany, Jr.
OF-Trent Wert, Linden-Kildare, Sr.
UTIL-Jacob Owen, Linden-Kildare, Sr.

1A

Semifinals

New Home 12, Wells 2 (6)
D'Hanis 10, Dodd City 0 (5)

Championship

D'Hanis 4, New Home 0

All-Tournament

MVP-Kyle Looper, D'Hanis, Jr.



Cade Watson - Nacogdoches Central Heights

P-Alex Magers, D'Hanis, Sr.
 C-Logan Tucker, Wells, Sr.
 1B-Gabe Cantu, New Home, Sr.
 2B-Solomon Rodriguez, D'Hanis, Jr.
 3B-Thomas Beard, D'Hanis, So.
 SS-Brayden Vaught, Dodd City, So.
 OF-Blake Buckelew, New Home, Jr.
 OF-Josh Rivera, D'Hanis, Sr.
 OF-Alex Vitolas, New Home, Fr.
 UTIL-Ryan Bundy, New Home, Fr.

2018 (June 6-9)
Dell Diamond, Round Rock (1A-3A, 5A-6A)
Disch-Faulk Field (UT), Austin (4A)
6A

Semifinals
 Southlake Carroll 3, Conroe The Woodlands 1
 San Antonio Reagan 5, Cypress Ranch 1
Championship
 Southlake Carroll 7, San Antonio Reagan 2
All-Tournament
 MVP-Kyle Warden, Southlake Carroll, Sr.
 P-Nicco Cole, Southlake Carroll, Sr.
 C-Josh Killeen, San Antonio Reagan, Sr.
 1B-Nik Millsap, Southlake Carroll, Sr.
 2B-Cade Bell, Southlake Carroll, Sr.
 3B-Hilton Brown, San Antonio Reagan, Sr.
 SS-Jorge Figueroa, Southlake Carroll, So.
 OF-Porter Brown, San Antonio Reagan, So.
 OF-Cameron Caley, Conroe The Woodlands, So.
 OF-Scotty Scott, Cypress Ranch, Sr.
 UTIL-Cal Carver, San Antonio Reagan, Sr.

5A
Semifinals
 Northwest Eaton 3, Humble Kingwood Park 2 (8)
 Forney 3, Corpus Christi Veterans Memorial 1
Championship
 Northwest Eaton 4, Forney 1
All-Tournament
 MVP-Riley Taylor, Northwest Eaton, Sr.
 P-Mason Englert, Forney, Sr.
 C-Brock Webber, Northwest Eaton, Jr.
 1B-Daylan Pena, Corpus Christi Veterans Memorial, Fr.
 2B-Sean Klein, Northwest Eaton, Sr.
 3B-Colby Seltzer, Northwest Eaton, Sr.
 SS-Ryan Long, Humble Kingwood Park, Sr.
 OF-Jack Angus, Northwest Eaton, Jr.
 OF-Ryland Kerby, Forney, Sr.
 OF-Sean Stephens, Forney, Jr.
 UTIL-Jonathan Childress, Forney, Sr.

4A
Semifinals
 Argyle 14, Jasper 4 (6)
 Sweeny 3, Godley 0
Championship
 Argyle 5, Sweeny 0
All-Tournament
 MVP-Bryson Hudgens, Argyle, Sr.
 P-Caden Homniok, Sweeny, Jr.
 C-Austin King, Argyle, Jr.
 1B-Jaden Bohlar, Sweeny, Sr.
 2B-Preston King, Argyle, Jr.



Abilene Wylie - 2017 Conference 4A Baseball Champions

3B-Cade Merka, Argyle, So.
 SS-Bobby Goodloe, Godley, Sr.
 OF-Blake Benavides, Sweeny, Jr.
 OF-Reese Durand, Jasper, Sr.
 OF-Alex Gonzales, Argyle, So.
 UTIL-Chad Ricker, Argyle, Jr.

3A
Semifinals
 Clifton 5, Georgetown Gateway 2
 Beckville 4, Brock 0
Championship
 Beckville 5, Clifton 4
All-Tournament
 MVP-Brandt Harris, Beckville, Sr.
 P-Trey Lindsey, Beckville, Sr.
 C-Ben Bridges, Beckville, Sr.
 1B-Fisher Pitts, Clifton, Sr.
 2B-Jackson Phillips, Clifton, Jr.
 3B-Seth McAlister, Georgetown Gateway, Sr.
 SS-Cole Lightfoot, Brock, Sr.
 OF-Mason Brandenberger, Clifton, So.
 OF-Ethan Harris, Beckville, Sr.
 OF-Michael Mize, Beckville, Sr.
 UTIL-Carter Guinn, Clifton, Sr.

2A
Semifinals
 Dallardsville Big Sandy 3, New Deal 2 (8)
 Muenster 2, Woden 0
Championship
 Dallardsville Big Sandy 13, Muenster 3 (5)
All-Tournament
 MVP-Brandon Hendrix, Dallardsville Big Sandy, Jr.
 P-Broch Holmes, Dallardsville Big Sandy, Jr.
 C-Carson Cheaney, Muenster, Sr.
 1B-Anthony Parrish, Dallardsville Big Sandy, Sr.
 2B-Aaron Thompson, Dallardsville Big Sandy, Sr.
 3B-Marino Ramirez, New Deal, Sr.

SS-Clay Stevens, Munester, Sr.
 OF-Cody Adams, Dallardsville Big Sandy, Sr.
 OF-Kagen Danglemayr, Munester, Sr.
 OF-Carson Trubenbach, Muenster, Sr.
 UTIL-Drew Shifflet, Woden, Sr.

1A
Semifinals
 Fayetteville 11, Abbott 7
 Slocum 8, New Home 7
Championship
 Slocum 6, Fayetteville 3
All-Tournament
 MVP-Austin Sarraf, Slocum, Jr.
 P-Taylor Hunt, Slocum, Sr.
 C-Damon Gerik, Fayetteville, Sr.
 1B-Keagan Grantham, New Home, Sr.
 2B-Randy Guess, Slocum, So.
 3B-Cole Mau, Fayetteville, Jr.
 SS-Hunter Pope, Abbott, Sr.
 OF-Joseph Byrnes, Slocum, Sr.
 OF-Ben Haney, Slocum, Jr.
 OF-Braden Rohde, Fayetteville, Sr.
 UTIL-Jacob Schley, Fayetteville, Sr.

2017 (June 7-10)
Dell Diamond, Round Rock (1A-3A, 5A-6A)
Disch-Faulk Field (UT), Austin (4A)
6A

Semifinals
 Deer Park 3, Southlake Carroll 2
 San Antonio Reagan 7, Round Rock 1
Championship
 Deer Park 7, San Antonio Reagan 2
All-Tournament
 MVP-Adrian Gonzalez, Deer Park, Jr.
 P-Clay Aguilar, Deer Park, Sr.
 C-Mac Papini, San Antonio Reagan, Sr.



1B-Cal Martin, San Antonio Reagan, So.
 2B-Cade Bell, Southlake Carroll, Jr.
 3B-Jake Miller, Round Rock, Sr.
 SS-Jake Murphy, Southlake Carroll, Sr.
 OF-Porter Brown, San Antonio Reagan, Fr.
 OF-Chase Keng, Deer Park, Sr.
 OF-Seth Morrow, San Antonio Reagan, Jr.
 UTIL-Blake Martin, San Antonio Reagan, Jr.

5A

Semifinals
 Port Neches-Groves 3, Frisco Wakeland 2
 Grapevine 3, Corpus Christi Moody 2
Championship
 Port Neches-Groves 4, Grapevine 2
All-Tournament
 MVP-Brandon Morse, Port Neches-Groves, Sr.
 P-Connor Neuman, Grapevine, Sr.
 C-Braxton Boudoin, Port Neches-Groves, Sr.
 1B-Dominik Lopez, Corpus Christi Moody, Jr.
 2B-London Green, Grapevine, Sr.
 3B-Austin Bost, Port Neches-Groves, Jr.
 SS-JT Thompson, Frisco Wakeland, Sr.
 OF-Hayden Guerra, Port Neches-Groves, Sr.
 OF-Nick Pierce, Grapevine, Jr.
 OF-Roy Sandoval, Corpus Christi Moody, Sr.
 UTIL-Nathan Vidrine, Port Neches-Groves, Sr.

4A

Semifinals
 Robinson 10, Sinton 0 (6)
 Abilene Wylie 3, Texarkana Pleasant Grove 1
Championship
 Abilene Wylie 6, Robinson 5
All-Tournament
 MVP-Zach Smith, Abilene Wylie, Sr.
 P-Dru Dziedzic, Robinson, Sr.
 C-Caleb Munton, Abilene Wylie, So.
 1B-Bryce Gist, Abilene Wylie, Sr.
 2B-Gattin Martin, Abilene Wylie, Jr.
 3B-Tyler Henson, Abilene Wylie, Sr.
 SS-Jordan Rogers, Robinson, Fr.
 OF-Jonathan Carrillo, Sinton, Sr.
 OF-Mason Cooper, Robinson, Jr.
 OF-Cameron Hannah, Abilene Wylie, Sr.
 UTIL-Braxton Ashcraft, Robinson, Jr.

3A

Semifinals
 Nacogdoches Central Heights 7, Whitesboro 0
 Wall 5, Georgetown Gateway 1
Championship
 Nacogdoches Central Heights 10, Wall 0 (5)
All-Tournament
 MVP-Cade Watson, Nacogdoches Central Heights, Sr.
 P-Ryan Gully, Wall, So.
 C-Dryden Virden, Wall, Jr.
 1B-Skyler Hill, Georgetown Gateway, Sr.
 2B-Will Haley, Nacogdoches Central Heights, Jr.
 3B-Scout Sanders, Whitesboro, So.
 SS-Grayson Rodriguez, Nacogdoches Central Heights, Jr.
 OF-Brock Rosenquist, Wall, Jr.
 OF-Braden Thomas, Nacogdoches Central Heights, Jr.
 OF-Gage Weishuhn, Wall, So.
 UTIL-Rowan Arrant, Nacogdoches Central Heights, Sr.

2A

Semifinals
 Dallardsville Big Sandy 7, Groveton 3
 Muenster 1, Albany 0 (8)
Championship
 Muenster 6, Dallardsville Big Sandy 2
All-Tournament
 MVP-Blayne Jones, Muenster, Sr.
 P-Austin Hendrix, Dallardsville Big Sandy, Sr.
 C-Carson Cheaney, Muenster, Jr.
 1B-Dax Neece, Albany, Jr.
 2B-Clay Stevens, Muenster, Jr.
 3B-Parker McGrew, Muenster, So.
 SS-Chance Coker, Groveton, Sr.
 OF-Kagen Danglemayr, Muenster, Jr.
 OF-Broch Holmes, Dallardsville Big Sandy, So.
 OF-Bryce Holmes, Dallardsville Big Sandy, Sr.
 UTIL-Brian Hamilton, Albany, Jr.

1A

Semifinals
 Abbott 12, Gilmer Union Hill 0 (5)
 Fayetteville 8, Gail Borden County 3
Championship
 Abbott 11, Fayetteville 7
All-Tournament
 MVP-Brent Mynar, Abbott, Sr.
 P-Hunter Pope, Abbott, Jr.
 C-Damon Gerik, Fayetteville, Jr.
 1B-Trace Richey, Gail Borden County, Jr.
 2B-Lane Fritsch, Fayetteville, So.
 3B-Matthew Pevehouse, Abbott, Fr.
 SS-Payton Hemmitt, Fayetteville, Jr.
 OF-Weston Cantrell, Abbott, Jr.
 OF-Steven Carrillo, Gail Borden County, Sr.
 OF-Braden Rohde, Fayetteville, Jr.
 UTIL-Gabe Nelson, Gilmer Union Hill, So.

2016 (June 8-11) Dell Diamond, Round Rock (2A-3A, 5A-6A) Disch-Faulk Field (UT), Austin (4A)

6A

Semifinals
 Dallas Jesuit 2, Langham Creek 0
 San Antonio Johnson 2, Amarillo 1
Championship
 Dallas Jesuit 2, San Antonio Johnson 1
All-Tournament
 MVP-Jacob Palisch, Dallas Jesuit, Jr.
 P-Richard Gilbert, San Antonio Johnson, Jr.
 C-Bryce Bonner, Dallas Jesuit, Sr.
 1B-Davis Brunson, Amarillo, Sr.
 2B-Yuuki Chilcutt, San Antonio Johnson, Sr.
 3B-Mark Ready, Dallas Jesuit, Jr.
 SS-Dalton Shuffield, San Antonio Johnson, Jr.
 OF-Jacob Corner, San Antonio Johnson, So.
 OF-Jared Kengott, Dallas Jesuit, Sr.
 OF-Kyle Muller, Dallas Jesuit, Sr.
 UTIL-Zach Sweet, Langham Creek, Sr.

5A

Semifinals
 Grapevine 7, Whitehouse 0
 San Antonio Alamo Heights 5, College Station 2

Championship

Grapevine 9, San Antonio Alamo Heights 2
All-Tournament
 MVP-Connor Neuman, Grapevine, Jr.
 P-Forrest Whitley, San Antonio Alamo Heights, Sr.
 C-Tanner Gibson, Grapevine, Sr.
 1B-Matthew Bennett, College Station, Sr.
 2B-Boone Montgomery, Grapevine, Jr.
 3B-Ryan Walls, Whitehouse, Jr.
 SS-Ty Jones, Grapevine, Sr.
 OF-Reece Easterling, College Station, Jr.
 OF-Kyle Flamm, Grapevine, Sr.
 OF-Parker Taylor, San Antonio Alamo Heights, Jr.
 UTIL-Nathanial Prete, San Antonio Alamo Heights, Jr.

4A

Semifinals
 Abilene Wylie 7, Texarkana Pleasant Grove 5
 Salado 7, Robinson 1
Championship
 Abilene Wylie 3, Salado 2
All-Tournament
 MVP/UTIL-Mack Mueller, Abilene Wylie, Jr.
 P-Cody Wolf, Salado, Sr.
 C-Lane Bourland, Abilene Wylie, Sr.
 1B-Tanner James, Robinson, Sr.
 2B-Ryan Dunnahoo, Salado, Sr.
 3B-John Tople, Abilene Wylie, Sr.
 SS-Zach Smith, Abilene Wylie, Jr.
 OF-Carson Cox, Texarkana Pleasant Grove, So.
 OF-Phillip Ellis, Salado, Sr.
 OF-Cameron Hannah, Abilene Wylie, Jr.

3A

Semifinals
 Van Alstyne 8, Banquete 7 (8)
 West 6, Shallowater 1
Championship
 West 8, Van Alstyne 1
All-Tournament
 MVP-Bailey Horn, West, Sr.
 P-Preston Macik, West, Sr.
 C-Jon Burge, Van Alstyne, Sr.
 1B-RJ Rios, Banquete, Sr.
 2B-Tyler Kaluza, West, Fr.
 3B-Dalton Kolar, West, So.
 SS-Griffin Paxson, West, Sr.
 OF-Bryce Curtius, Van Alstyne, Sr.
 OF-Will Jones, Van Alstyne, Sr.
 OF-JD Townsend, Shallowater, Sr.
 UTIL-Anthony Gomez, Banquete, Sr.

2A

Semifinals
 Beckville 9, Stamford 0
 Flatonia 10, Bosqueville 4
Championship
 Flatonia 7, Beckville 1
All-Tournament
 MVP-Easton Migl, Flatonia, Jr.
 P-Ethan Harris, Beckville, So.
 C-Toby McClellan, Bosqueville, Sr.
 1B-Nick Flores, Flatonia, Sr.
 2B-Zach Collier, Beckville, Jr.
 3B-Blaine Besetzny, Flatonia, Sr.



Cameron Yoe - 2011 Conference 2A Baseball Champions

SS-Casen Novak, Flatonia, Jr.
 OF-Matthew Kozelsky, Flatonia, Sr.
 OF-Braydon Mica, Flatonia, Sr.
 OF-Ligon West, Stamford, Sr.
 UTIL-John Bounds, Beckville, Sr.

2015 (June 10-13)
Dell Diamond, Round Rock (2A-3A, 5A-6A)
Disch-Faulk Field (UT), Austin (4A)

6A
Semifinals
 Arlington Martin 3, Laredo Alexander 2
 Cypress Ranch 2, Dallas Jesuit 1
Championship
 Cypress Ranch 3, Arlington Martin 0
All-Tournament
 MVP-Brent Hebert, Cypress Ranch, Sr.
 P-Riley Gossett, Cypress Ranch, Sr.
 C-Marshall Skinner, Cypress Ranch, Jr.
 1B-Aaron Fanning, Arlington Martin, Sr.
 2B-Masen Hibbeler, Cypress Ranch, Sr.
 3B-Josh Avery, Arlington Martin, So.
 SS-Ryan Leftwich, Cypress Ranch, Sr.
 OF-Tyler Bielamowicz, Cypress Ranch, Jr.
 OF-Darius Hill, Dallas Jesuit, Sr.
 OF-Elijah MacNamee, Cypress Ranch, Sr.
 UTIL-Alam Campero, Laredo Alexander, Sr.

5A
Semifinals
 Prosper 6, Tomball 2
 Georgetown 8, Aledo 2
Championship
 Prosper 8, Georgetown 0
All-Tournament
 MVP-Kylor Morris, Prosper, Sr.
 P-Shane Daugherty, Tomball, Jr.
 C-Wyatt Smith, Georgetown, Sr.
 1B-Matthew Gonzalez, Prosper, Sr.

2B-Josh Walker, Prosper, Sr.
 3B-Anthony Bernardez, Prosper, Jr.
 SS-George Janca, Georgetown, Sr.
 OF-Joe Breaux, Tomball, Sr.
 OF-Steele Walker, Prosper, Sr.
 OF-Carter Windes, Aledo, Jr.
 UTIL-TJ Raguse, Georgetown, Sr.

4A
Semifinals
 Argyle 9, Abilene Wylie 4
 West Orange-Stark 8, El Campo 0
Championship
 Argyle 7, West Orange-Stark 3
All-Tournament
 MVP-Connor Mushinski, Argyle, So.
 P-Aidan Anderson, West Orange-Stark, Sr.
 C-Grant Anderson, West Orange-Stark, Sr.
 1B-Bryce Gist, Abilene Wylie, So.
 2B-K.J. Miller, West Orange-Stark, So.
 3B-Danny-David Linahan, Argyle, Sr.
 SS-Tanner Boyzuick, Argyle, Jr.
 OF-Hunter Markwardt, Argyle, Sr.
 OF-Cutter McDonald, Argyle, Sr.
 OF-Jaxon Money, Abilene Wylie, Jr.
 UTIL-Rixey Boyd, Argyle, Sr.

3A
Semifinals
 Bishop 5, Edgewood 2
 West 8, Littlefield 3
Championship
 West 4, Bishop 3
All-Tournament
 MVP-Preston Macik, West, Jr.
 P-Bailey Horn, West, Jr.
 C-Dalton Wiethorn, West, So.
 1B-Kobe Huett, Edgewood, Sr.
 2B-Zach Aragon, Littlefield, Sr.
 3B-Tye Elie, Edgewood, So.

SS-Griffin Paxson, West, Jr.
 OF-Aaron Cardona, Bishop, Jr.
 OF-Tristan Gonzalez, West, Sr.
 OF-Rico Trevino, Bishop, So.
 UTIL-Dalton Horner, Bishop, Jr.

2A
Semifinals
 Flatonia 8, Booker 2
 Crawford 7, Harleton 4

Championship
 Flatonia 4, Crawford 3
All-Tournament
 MVP-Casen Novak, Flatonia, Jr.
 P-Marcus Mica, Flatonia, Sr.
 C-Andrew Dvorak, Flatonia, Jr.
 1B-Nate Moenning, Crawford, Sr.
 2B-Kaddin Mikulik, Flatonia, So.
 3B-Braden Nemecek, Crawford, Sr.
 SS-Braden Murphy, Crawford, Sr.
 OF-Cody Fregia, Harleton, Jr.
 OF-Tristan Guzman, Booker, Jr.
 OF-Jeff Ward, Crawford, So.
 UTIL-Easton Migl, Flatonia, So.

2014 (June 4-7)
Dell Diamond, Round Rock (1A-2A, 4A-5A)
Disch-Faulk Field (UT), Austin (3A)

5A
Semifinals
 Lewisville Flower Mound 8, Pearland 1
 San Antonio Reagan 5, Humble Atascocita 4
Championship
 Lewisville Flower Mound 10, San Antonio Reagan 0 (5)
All-Tournament
 MVP-Seth Jordan, Lewisville Flower Mound, Sr.
 P-Kyle Johnston, Lewisville Flower Mound, Sr.
 C-Mitch Andrews, Lewisville Flower Mound, Sr.
 1B-Sean Wymer, Lewisville Flower Mound, Jr.
 2B-Drew Brooks, San Antonio Reagan, Sr.
 3B-Tim Millard, Lewisville Flower Mound, Sr.
 SS-Casey Jacobsen, Lewisville Flower Mound, Jr.
 OF-Jacob Almdendarez, Pearland, Jr.
 OF-Trey Montemayor, San Antonio Reagan, Sr.
 OF-Anthony Pagano, Humble Atascocita, Jr.
 OF-Connor Wanhanen, Lewisville Flower Mound, Sr.

4A
Semifinals
 Victoria East 4, Richmond George Ranch 1
 Aledo 9, Hallsville 1
Championship
 Aledo 4, Victoria East 0
All-Tournament
 MVP-Taco Anderson, Aledo, Sr.
 P-Kyle Craft, Victoria East, Sr.
 C-Zayne Willems, Aledo, Sr.
 1B-Dakota Durant, Aledo, Sr.
 2B-Tim Gleinser, Victoria East, Sr.
 3B-Austin Blakeley, Hallsville, Jr.
 SS-Jonathan Ortega, Victoria East, Jr.
 OF-Connor Duer, Aledo, Jr.
 OF-Wade Raburn, Aledo, Jr.
 OF-Alex Shaver, Richmond George Ranch, Jr.



UTIL-Adrian Gonzalez, Victoria East, Sr.

3A

Semifinals

Argyle 5, Sinton 1

College Station 9, Lubbock Cooper 8 (8)

Championship

College Station 5, Argyle 2 (8)

All-Tournament

MVP-Cole Whittlesey, College Station, Jr.

P-MacGregor Hines, College Station, Jr.

C-Baylor Rowlett, College Station, Jr.

1B-Matthew Bennett, College Station, So.

2B-Jaxxon Grisham, College Station, Jr.

3B-Brandon Boyzuick, Argyle, Sr.

SS-Tanner Boyzuick, Argyle, So.

OF-Ryan Johnson, College Station, Jr.

OF-Hunter Markwardt, Argyle, Sr.

OF-Jordan Salas, Lubbock Cooper, So.

UTIL-Drew Gooch, Argyle, Sr.

2A

Semifinals

Troy 9, Idalou 1

Sunnyvale 4, East Bernard 3

Championship

Sunnyvale 13, Troy 3

All-Tournament

MVP-Nathan Hawkins, Sunnyvale, So.

P-Zach Epperson, Troy, Jr.

C-Wesley Phillips, Sunnyvale, Sr.

1B-Seth Mertzger, Sunnyvale, So.

2B-Tony Mungia, Troy, So.

3B-Ryan Cottingham, Sunnyvale, Sr.

SS-Lawson Ayo, Sunnyvale, So.

OF-Bryce Harrimon, Troy, Sr.

OF-Caemen Mayfield, East Bernard, Sr.

OF-Jake Schmidt, Troy, Jr.

UTIL-Callan Johnson, Idalou, Jr.

1A

Semifinals

Douglass 9, Dawson 0

Flatonina 5, Anson 3

Championship

Douglass 10, Flatonina 0 (5)

All-Tournament

MVP/UTIL-Matthew Wallace, Douglass, Sr.

P-Mitchel Mica, Flatonina, Sr.

C-Stetson Meek, Anson, Sr.

1B-Bryce Westbrook, Douglass, Jr.

2B-Justin Gray, Dawson, Fr.

3B-Kolten Rhoudes, Douglass, Sr.

SS-Casen Novak, Flatonina, So.

OF-Lane Dotson, Dawson, So.

OF-Grant Holland, Douglass, So.

OF-Wyatt Wehmeyer, Flatonina, Sr.

2013 (June 5-8)

Dell Diamond, Round Rock (1A-2A, 4A-5A) Disch-Faulk Field (UT), Austin (3A)

5A

Semifinals

Fort Bend Dulles 3, Arlington Martin 0

Conroe The Woodlands 2, Northside O'Connor 1
Championship

Conroe The Woodlands 9, Fort Bend Dulles 5

All-Tournament

MVP-Carter Hope, Conroe The Woodlands, Sr.

P-Dakota Mills, Fort Bend Dulles, Sr.

C-Alex Dunlap, Conroe The Woodlands, Sr.

1B-Chris Andritsos, Conroe The Woodlands, So.

2B-Luke Sherley, Conroe The Woodlands, Jr.

3B-Nick Hernandez, Fort Bend Dulles, Sr.

SS-Caden Williams, Fort Bend Dulles, Sr.

OF-Kolbi Brown, Conroe The Woodlands, Sr.

OF-Justin Garcia, Northside O'Connor, Sr.

OF-Darryn Sheppard, Fort Bend Dulles, Sr.

OF-Josh Watson, Arlington Martin, So.

4A

Semifinals

Tomball 5, Wichita Falls Rider 2

Corpus Christi Moody 3, Whitehouse 2

Championship

Tomball 6, Corpus Christi Moody 1

All-Tournament

MVP-Robert Dugger, Tomball, Sr.

P-Patrick Mahomes, Whitehouse, Jr.

C-Mason Stone, Wichita Falls Rider, Sr.

1B-Kenny Saenz, Corpus Christi Moody, Jr.

2B-Eric Dunbar, Tomball, Sr.

3B-Payton Geisinger, Wichita Falls Rider, Sr.

SS-Anthony Lucas, Rockwall Heath, Jr.

OF-Nicholas Banks, Tomball, Sr.

OF-Joshua Covey, Tomball, Jr.

OF-Tres Luna, Corpus Christi Moody, Jr.

UTIL-Chris Estrada, Corpus Christi Moody, Jr.

3A

Semifinals

Texarkana Pleasant Grove 7, Lubbock Cooper 3

La Grange 8, Silsbee 3

Championship

La Grange 10, Texarkana Pleasant Grove 2

All-Tournament

MVP-Logan Vinklarek, La Grange, Sr.

P-Trey Supak, La Grange, Jr.

C-Landon Herik, La Grange, Sr.

1B-Chris Raborn, La Grange, Sr.

2B-Alex Alsip, Texarkana Pleasant Grove, Sr.

3B-Joe Pearlman, Texarkana Pleasant Grove, Sr.

SS-Tanner Fritsch, La Grange, Sr.

OF-Kris Elers, Silsbee, Jr.

OF-Kolb Kolek, La Grange, Sr.

OF-Dylan Silvey, Texarkana Pleasant Grove, Jr.

UTIL-Chase Freeman, Lubbock Cooper, Jr.

2A

Semifinals

Hughes Springs 5, Bangs 1

Hallettsville 16, Salado 3 (5)

Championship

Hallettsville 4, Hughes Springs 2

All-Tournament

MVP-Reagan McAdams, Hallettsville, Sr.

P-Dylan Moore, Hughes Springs, Jr.

C-Chad McKinney, Hughes Springs, Jr.

1B-Will Wallace, Hallettsville, Sr.

2B-Cameron Deal, Bangs, Sr.

3B-Nate Kowalik, Hallettsville, So.

SS-Carson Schindler, Hallettsville, Sr.

OF-Chris Jones, Hallettsville, Sr.

OF-Justin Reeves, Hallettsville, Jr.

OF-Hunter Smith, Hughes Springs, So.

UTIL-Jon Franz, Salado, Sr.

1A

Semifinals

Stamford 9, Trenton 4

Price Carlisle 7, Weimar 6 (8)

Championship

Price Carlisle 6, Stamford 1

All-Tournament

MVP/P-Zach Brightwell, Price Carlisle, Jr.

C-Dylan McCarley, Trenton, Sr.

1B-Wyatt Beezley, Trenton, Sr.

2B-Dalton Mathis, Stamford, Sr.

3B-Ben Goss, Price Carlisle, So.

SS-Caleb Colley, Price Carlisle, Jr.

OF-Mario Gonzales, Stamford, Sr.

OF-Clay Kansteiner, Weimar, Sr.

OF-Shadow Sanders, Price Carlisle, Sr.

UTIL-Seth Helmcamp, Weimar, Jr.

2012 (June 6-9)

Dell Diamond, Round Rock (1A-2A, 4A-5A) Disch-Faulk Field (UT), Austin (3A)

5A

Semifinals

Cypress Ranch 6, Arlington Martin 0

College Station A&M Consolidated 2, Corpus Christi Carroll 1

Championship

Cypress Ranch 4, College Station A&M Consolidated 1

All-Tournament

MVP-Corbin Martin, Cypress Ranch, So.

P-Grant Slaughter, Cypress Ranch, Sr.

C-Michael Cantu, Corpus Christi Carroll, So.

1B-Derek Dickerson, Cypress Ranch, So.

2B-Bryce Stark, Cypress Ranch, Sr.

3B-Colby Turton, College Station A&M Consolidated, Sr.

SS-Alec Paradowski, A&M Consolidated, Sr.

OF-Drew Dowdy, Arlington Martin, Jr.

OF-Logan Howell, College Station A&M Consolidated, Jr.

OF-Ford Moore, College Station A&M Consolidated, Sr.

DH-Dalton Stark, Cypress Ranch, So.

UTIL-Riley Ferrell, College Station A&M Consolidated, Sr.

4A

Semifinals

Rockwall Heath 6, Montgomery 3

Cleburne 9, Austin Lake Travis 7 (8)

Championship

Rockwall Heath 10, Cleburne 1

All-Tournament

MVP-Jovan Hernandez, Rockwall Heath, Sr.

P-Brach Farmer, Cleburne, Sr.

C-Konnor Frazier, Austin Lake Travis, Sr.

1B-Timbo Duncan, Rockwall Heath, Sr.

2B-Conner Martyniuk, Cleburne, Sr.

3B-Grayson Lewis, Rockwall Heath, Sr.

SS-Bret Boswell, Rockwall Heath, Jr.

OF-Russell Hughes, Rockwall Heath, Jr.



OF-Ryan Lee, Austin Lake Travis, Sr.
OF-Nick Woodall, Cleburne, Jr.
DH-Clayton Rasbeary, Rockwall Heath, Fr.
UTIL-Garrett Hrozek, Montgomery, Jr.

3A

Semifinals
West 10, Sweeny 3
Texarkana Pleasant Grove 4, Robinson 2
Championship
Texarkana Pleasant Grove 4, West 0

All-Tournament
MVP-Roman Brown, Texarkana Pleasant Grove, Sr.
P-Tim Buchanan, Texarkana Pleasant Grove, Sr.
C-Justin Buchanan, Texarkana Pleasant Grove, Sr.
1B-Trey Hart, Texarkana Pleasant Grove, Sr.
2B-Alex Alsup, Texarkana Pleasant Grove, Jr.
3B-Mason Paxton, West, Sr.
SS-Melvin Gray, Texarkana Pleasant Grove, Sr.
OF-Austin Boyd, Sweeny, Jr.
OF-Chance Collins, Robinson, Jr.
OF-Dylan Janek, West, Jr.
DH-Nick Reed, Texarkana Pleasant Grove, Sr.
UTIL-Kolbey Carpenter, West, Sr.

2A

Semifinals
Bushland 1, Brock 0 (8)
Jarrell 3, Elkhart 2 (13)
Championship
Jarrell 9, Bushland 2
All-Tournament
MVP-Tyler Krupp, Jarrell, Jr.
P-Shay Phillips, Brock, Jr.
C-Landon Ledbetter, Jarrell, Jr.
1B-Jordan White, Elkhart, Jr.
2B-Gerald Reyna, Bushland, Sr.
3B-Geoffrey Weiss, Bushland, Sr.
SS-Cole Bridges, Elkhart, Jr.
OF-Walker Dailey, Brock, Sr.
OF-Clayton Kovar, Jarrell, Sr.
OF-Nathan Sumner, Jarrell, Sr.
UTIL-Aaron Burns, Jarrell, Sr.

1A

Semifinals
Fayetteville 5, Price Carlisle 4
Stamford 4, Dodd City 1
Championship
Fayetteville 10, Stamford 0 (5)
All-Tournament
MVP/SS-Logan Stoeke, Fayetteville, So.
P-Landon Darwin, Dodd City, Sr.
C-Austin Alvarado, Stamford, Jr.
1B-Connor Bertsch, Fayetteville, Sr.
2B-Dalton Mathis, Stamford, Jr.
3B-Hunter Vaught, Dodd City, Fr.
OF-Gunner Baker, Price Carlisle, Jr.
OF-Matthew Peevler, Fayetteville, Fr.
OF-Jesse Ramos, Stamford, Sr.
UTIL-Trevor Malota, Fayetteville, Sr.
UTIL-Brett Rohde, Fayetteville, Jr.

2011 (June 8-11)

**Dell Diamond, Round Rock (1A-2A, 4A-5A)
Disch-Faulk Field (UT), Austin (3A)**

5A
Semifinals
Clute Brazoswood 4, Klein 3
Lubbock Coronado 10, Corpus Christi Carroll 0 (5)
Championship
Clute Brazoswood 10, Lubbock Coronado 3
All-Tournament
MVP-William Renner, Clute Brazoswood, Sr.
P-Brandon Bergen, Clute Brazoswood, Sr.
C-Mitchell Nau, Klein, Sr.
1B-William Easter, Clute Brazoswood, Sr.
2B-Brayden Blackwell, Lubbock Coronado, Sr.
3B-Dalton Perry, Clute Brazoswood, Jr.
SS-Paxton DeLaGarza, Lubbock Coronado, Jr.
OF-James Cantu, Clute Brazoswood, Sr.
OF-Brennan Johnson, Lubbock Coronado, Sr.
OF-Colton Palmer, Lubbock Coronado, Sr.
UTIL-Blake Bass, Lubbock Coronado, Sr.

4A

Semifinals
Wichita Falls Rider 3, Brenham 1
Corpus Christi Calallen 6, Mesquite Poteet 5 (10)
Championship
Wichita Falls Rider 6, Corpus Christi Calallen 2
All-Tournament
MVP-Cameron Allen, Wichita Falls Rider, Sr.
P-Chad Young, Mesquite Poteet, Sr.
C-Chad Vanaman, Corpus Christi Calallen, Sr.
1B-Ben Smith, Wichita Falls Rider, Sr.
2B-Christien Sager, Wichita Falls Rider, Sr.
3B-Greg Hernandez, Corpus Christi Calallen, Jr.
SS-Wyatt Mathisen, Corpus Christi Calallen, Jr.
OF-Jesse Baker, Brenham, Jr.
OF-Blake Brom, Wichita Falls Rider, Jr.
OF-Tyler Franklin, Mesquite Poteet, Sr.
DH-Tate Bammert, Corpus Christi Calallen, Sr.
UTIL-Gage Green, Wichita Falls Rider, Sr.

3A

Semifinals
Kennedale 4, Robstown 3
Robinson 5, Texarkana Pleasant Grove 1
Championship
Kennedale 5, Robinson 1
All-Tournament
MVP-Hayden Elrod, Kennedale, Sr.
P-Chad Hollingsworth, Robinson, Jr.
C-Cameron Massengill, Kennedale, Sr.
1B-Brandon Johnson, Robinson, Sr.
2B-Jimmy Norris, Kennedale, Sr.
3B-Zach Sullivan, Robinson, So.
SS-Melvin Gray, Texarkana Pleasant Grove, Jr.
OF-Ciint Fish, Kennedale, Sr.
OF-Jordan Hargis, Robinson, Jr.
OF-Alex Marroquin, Robstown, Sr.
UTIL-Corey Taylor, Kennedale, Sr.

2A

Semifinals
Cameron Yoe 6, Bushland 0

Nacogdoches Central Heights 4, Palmer 3
Championship
Cameron Yoe 7, Nacogdoches Central Heights 3
All-Tournament
MVP-Zach Brashear, Cameron Yoe, Sr.
P-Alex Phillips, Nacogdoches Central Heights, Sr.
C-John Rinn, Cameron Yoe, Sr.
1B-Joseph Clifton, Nacogdoches Central Heights, Sr.
2B-Tyler Lowe, Palmer, So.
3B-Zane Phillips, Nacogdoches Central Heights, So.
SS-Ty Morgan, Cameron Yoe, Sr.
OF-Jarrett Beckhausen, Cameron Yoe, Sr.
OF-Michael Evan, Cameron Yoe, Fr.
OF-Trent Fuller, Nacogdoches Central Heights, Sr.
UTIL-Gerald Reyna, Bushland, Jr.

1A

Semifinals
Blue Ridge 11, Overton 1 (5)
Johnson City Johnson 11, Stamford 5
Championship
Johnson City Johnson 7, Blue Ridge 2
All-Tournament
MVP-Cody Smith, Johnson City Johnson, Sr.
P-Laramie Blackwell, Johnson City Johnson, Sr.
C-Aaron Humphrey, Johnson City Johnson, Sr.
1B-Mickey Villanueva, Stamford, Sr.
2B-Cody Mills, Blue Ridge, Sr.
3B-Spencer Wright, Overton, Jr.
SS-Luke Neely, Johnson City Johnson, Sr.
OF-Chico Acosta, Stamford, Sr.
OF-Dylan Carter, Johnson City Johnson, Sr.
OF-Kris McDonald, Johnson City Johnson, Sr.
UTIL-Bradley White, Blue Ridge, Sr.

2010 (June 9-12)

**Dell Diamond, Round Rock (1A, 4A-5A)
Disch-Faulk Field (UT), Austin (2A-3A)**

5A
Semifinals
Klein 4, Plano West 3
Corpus Christi Carroll 4, Fort Bend Clements 3
Championship
Corpus Christi Carroll 5, Klein 2
All-Tournament
MVP-Courtney Hawkins, Corpus Christi Carroll, So.
P-Mark Blackmar, Corpus Christi Carroll, Sr.
C-Mitchell Nau, Klein, Jr.
1B-Oshea Dumes, Corpus Christi Carroll, So.
2B-Adam Hinojosa, Corpus Christi Carroll, Sr.
3B-Josh Cruz, Corpus Christi Carroll, So.
SS-Clint Rupp, Plano West, Sr.
OF-Chris Cano, Corpus Christi Carroll, So.
OF-Ross Stifflemire, Fort Bend Clements, Jr.
OF-Ryan Van Marter, Klein, Sr.
UTIL-Erik Lancaster, Klein, Sr.

4A

Semifinals
Brenham 3, Wichita Falls Rider 2 (8)
Corpus Christi Calallen 6, Frisco Wakeland 3
Championship
Brenham 2, Corpus Christi Calallen 1



All-Tournament

MVP-Chase Wellbrock, Brenham, Sr.
 P-Rob Zastryny, Corpus Christi Calallen, Sr.
 C-Chad Vanaman, Corpus Christi Calallen, Jr.
 1B-Tanner Vanevere, Corpus Christi Calallen, Jr.
 2B-Erich Weiss, Brenham, Sr.
 3B-Eric Preuss, Brenham, Sr.
 SS-Brett Bell, Corpus Christi Calallen, Jr.
 OF-Jeremy Hall, Brenham, Sr.
 OF-Ty Schlottman, Brenham, Sr.
 OF-Joey Swanner, Frisco Wakeland, Jr.
 DH-Ben Cummings, Wichita Falls Rider, Jr.
 UTIL-Richard Montemayor, Corpus Christi Calallen, Sr.

3A

Semifinals

Texarkana Pleasant Grove 5, Lubbock Estacado 4
 Giddings 6, Jasper 0

Championship

Texarkana Pleasant Grove 2, Giddings 0 (9)

All-Tournament

MVP-Micheal Gilley, Texarkana Pleasant Grove, Sr.
 P-Trey Masek, Giddings, Sr.
 C-Ty Parker, Jasper, Sr.
 1B-Michael Ward, Texarkana Pleasant Grove, Jr.
 2B-Brooks Marlow, Giddings, Jr.
 3B-Eric Alvarez, Lubbock Estacado, Sr.
 SS-Jon Phillips, Texarkana Pleasant Grove, Sr.
 OF-Matt Duff, Texarkana Pleasant Grove, Sr.
 OF-Vinson Gonzales, Giddings, Sr.
 OF-Lucas Wacha, Texarkana Pleasant Grove, So.
 UTIL-Ty Marlow, Giddings, Sr.

2A

Semifinals

Rogers 7, White Oak 4
 Bushland 4, Brock 3

Championship

Rogers 6, Bushland 1

All-Tournament

MVP-Chance Marek, Rogers, Sr.
 P-Gregory Mendoza, Rogers, Sr.
 C-Jackson McCurdy, White Oak, Sr.
 1B-Matt Macha, Rogers, Jr.
 2B-Brett Wilhelm, Bushland, Jr.
 3B-Ryan Fares, Rogers, Jr.
 SS-Rawley Gomez, Bushland, Sr.
 OF-Thomas Cleveland, Bushland, Sr.
 OF-Spencer Godby, Brock, Sr.
 OF-Daven Kostroun, Rogers, Jr.
 UTIL-Dustin Meadows, Rogers, Sr.

1A

Semifinals

Windthorst 15, Stamford 2 (5)
 Evadale 5, Thorndale 4

Championship

Windthorst 11, Evadale 1 (5)

All-Tournament

MVP-Abel Vasquez, Windthorst, Jr.
 P-Travis Wolf, Windthorst, Sr.
 C-Billy Nichols, Evadale, Jr.
 1B-Tyler Tucker, Evadale, Jr.
 2B-Ty Duncan, Windthorst, Jr.
 3B-Chase Schreiber, Windthorst, So.

SS-Collin Schreiber, Windthorst, Sr.
 OF-Dilan Anthony, Evadale, Sr.
 OF-Hayden Nauert, Stamford, Sr.
 OF-Josh Ware, Thorndale, Jr.
 UTIL-Hayden Dubose, Evadale, Sr.

2009 (June 10-13) Dell Diamond, Round Rock (1A, 4A-5A) Disch-Faulk Field (UT), Austin (2A-3A) 5A

Semifinals

Lufkin 4, Pearland 2 (11)
 El Paso Socorro 11, Austin Westlake 3

Championship

El Paso Socorro 12, Lufkin 7

All-Tournament

MVP-Cory Falvey, El Paso Socorro, Sr.
 P-Tavi Amparan, El Paso Socorro, Sr.
 C-JessiRay Navarrette, El Paso Socorro, Sr.
 1B-Joseph Trahan, Austin Westlake, Sr.
 2B-Colton Wynne, Lufkin, So.
 3B-Bobby Mares, El Paso Socorro, Sr.
 SS-Aaron Olivas, El Paso Socorro, Sr.
 OF-Stephen Shorkey, Pearland, Sr.
 OF-Corbin Smith, Pearland, Sr.
 OF-Seth Thompson, Lufkin, Sr.
 UTIL-Luis DeJesus, Lufkin, Jr.

4A

Semifinals

Texarkana Texas 15, Brenham 9
 Corpus Christi Moody 6, Fort Worth Arlington Heights 4

Championship

Texarkana Texas 4, Corpus Christi Moody 3

All-Tournament

MVP-Randall Fant, Texarkana Texas, Sr.
 P-Justin Meza, Corpus Christi Moody, Sr.
 C-Seth Spviev, Brenham, Jr.

1B-Justin Perales, Corpus Christi Moody, So.
 2B-Carlton Bailey, Texarkana Texas, Jr.
 3B-Logan Preston, Texarkana Texas, So.
 SS-Caleb Dudley, Texarkana Texas, Sr.
 OF-John Biggs, Fort Worth Arlington Heights, Sr.
 OF-Chance Bolcerek, Brenham, So.
 OF-Slade Heathcott, Texarkana Texas, Sr.
 UTIL-Josh Turley, Texarkana Texas, Sr.

3A

Semifinals

Giddings 5, Texarkana Pleasant Grove 1
 Carthage 4, Andrews 3

Championship

Carthage 5, Giddings 2

All-Tournament

MVP-Crispin Stanley, Carthage, Sr.
 P-Trey Masek, Giddings, Jr.
 C-Rush Plumlee, Giddings, Jr.
 1B-Kyle Coomer, Andrews, Sr.
 2B-Brooks Marlow, Giddings, So.
 3B-Matt Bagley, Carthage, Sr.
 SS-Ty Marlow, Giddings, Jr.
 OF-Bryce Boone, Carthage, Sr.
 OF-Ethan Knoch, Giddings, Sr.
 OF-Cameron Stanley, Carthage, Sr.
 UTIL-Michael Burchett, Carthage, Sr.

2A

Semifinals

Holliday 6, White Oak 5 (8)
 Danbury 8, Ponder 2

Championship

Danbury 6, Holliday 5

All-Tournament

MVP-Scott Zimmerle, Danbury, Sr.
 P-Matt Buckmaster, Holliday, Sr.
 C-Trey Noak, Danbury, Sr.
 1B-Nick Dees, Danbury, So.



Humble Kingwood - 2005 Conference 5A Baseball Champions



BASEBALL

YEAR-BY-YEAR RESULTS

2B-Dillon Peltier, Danbury, Jr.
3B-Logan King, White Oak, Jr.
SS-Garrett Zimmerle, Danbury, So.
OF-Tyler Cole, Holliday, So.
OF-Jake DeBerry, Danbury, Sr.
OF-Chris Sadberry, Holliday, Jr.
UTIL-Brayden Little, Holliday, Sr.

1A

Semifinals

Miles 9, Overton 7
Windthorst 11, Thorndale 0 (6)

Championship

Miles 4, Windthorst 3

All-Tournament

MVP-Austin Gillis, Miles, Sr.
P-Isaac Rodriguez, Miles, Jr.
C-Travis Wolf, Windthorst, Jr.
1B-Michael Acosta, Miles, Jr.
2B-Austin McCasland, Overton, Fr.
3B-Shea Maupin, Thorndale, Jr.
SS-Collin Schreiber, Windthorst, Jr.
OF-Stephen Bearden, Overton, Sr.
OF-Josh McCoy, Windthorst, Sr.
OF-Jay Rodriguez, Miles, Sr.
UTIL-Chase Schreiber, Windthorst, Fr.

2008 (June 4-7)

Dell Diamond, Round Rock (1A-2A, 4A-5A) Disch-Faulk Field (UT), Austin (3A)

5A

Semifinals

Plano West 11, Laredo United 4
Southlake Carroll 7, Houston Bellaire 1

Championship

Plano West 10, Southlake Carroll 8

All-Tournament

MVP-Drew Johnson, Plano West, Sr.
P-Ross Stripling, Southlake Carroll, Sr.
C-Andrew LaCombe, Southlake Carroll, Jr.

1B-Trace Knobloch, Houston Bellaire, Jr.
2B-Kale Kiser, Plano West, Sr.
3B-Donald Plant, Plano West, Jr.
SS-Harrison Holmes, Plano West, Sr.
OF-Jason Coats, Plano West, Sr.
OF-Ryan Hughes, Plano West, Sr.
OF-Ronnie Mitchell, Southlake Carroll, Jr.
UTIL-Luis Pollorena, Laredo United, Jr.

4A

Semifinals

Corpus Christi Calallen 7, Friendswood 1
Waxahachie 6, North Richland Hills Birdville 0

Championship

Corpus Christi Calallen 11, Waxahachie 1 (5)

All-Tournament

MVP-Patrick Frasier, Corpus Christi Calallen, Sr.
P-Jordan John, Corpus Christi Calallen, Jr.
C-Brad Davis, Waxahachie, Jr.
1B-Colton Cain, Waxahachie, Jr.
2B-Derek Hagy, Corpus Christi Calallen, Sr.
3B-Dustin Vaughn, Corpus Christi Calallen, Jr.
SS-Michael Ruiz, Friendswood, Jr.
OF-Kris Guerrero, Corpus Christi Calallen, Sr.
OF-Derek Junkin, Waxahachie, Sr.
OF-Logan Verrett, Corpus Christi Calallen, Sr.
UTIL-Roland Resendez, Corpus Christi Calallen, So.

3A

Semifinals

Texarkana Pleasant Grove 7, Castroville Medina Valley 3
Snyder 7, Hutto 5

Championship

Snyder 3, Texarkana Pleasant Grove 2 (8)

All-Tournament

MVP-Brent Bollinger, Snyder, Sr.
P-Michael Wacha, Texarkana Pleasant Grove, Jr.
C-Jesse Conner, Snyder, Jr.
1B-Weston Heilgman, Castroville Medina Valley, So.
2B-Dustin Murdock, Snyder, Sr.
3B-Jon Phillips, Texarkana Pleasant Grove, So.

SS-Lance Day, Snyder, Sr.
OF-Kaleb Brown, Texarkana Pleasant Grove, Sr.
OF-Brooks Gafford, Snyder, Sr.
OF-Rylan Stephens, Texarkana Pleasant Grove, Sr.
UTIL-Shaun Simmons, Hutto, So.

2A

Semifinals

Salado 11, San Angelo Grape Creek 0 (5)
Corsicana Mildred 7, Buna 5

Championship

Salado 12, Corsicana Mildred 8

All-Tournament

MVP-Justin Schiller, Salado, Sr.
P-Kevin Jackson, Salado, Sr.
C-Ryan Sheppard, Buna, Jr.
1B-Keaton Baker, Buna, So.
2B-Layton Landers, San Angelo Grape Creek, Sr.
3B-Matt Fritsch, Salado, Sr.
SS-Johnny Nix, Salado, Sr.
OF-Kevin Dozier, Corsicana Mildred, Fr.
OF-Cory Roper, Corsicana Mildred, Sr.
OF-Garrett Ward, Salado, Jr.
UTIL-Austin Melton, Corsicana Mildred, So.

1A

Semifinals

Flatonia 12, Seymour 0 (5)
Bosqueville 18, Pineland West Sabine 2 (5)

Championship

Bosqueville 10, Flatonia 3

All-Tournament

MVP-Cody Feight, Bosqueville, So.
P-Dakota Pinney, Flatonia, So.
C-Hunter Pinney, Flatonia, Sr.
1B-Hunter Kosar, Bosqueville, Jr.
2B-T.J. Samford, Bosqueville, Jr.
3B-Shane Boen, Bosqueville, So.
SS-Hunter Perry, Bosqueville, So.
OF-Corbin Carter, Bosqueville, Jr.
OF-Sean Masek, Flatonia, Jr.
OF-Dallas Ponder, Flatonia, So.
UTIL-David Johnson, Bosqueville, Jr.

2007 (June 6-9)

Dell Diamond, Round Rock

5A

Semifinals

Cy-Fair 3, Klein Collins 0
Harlingen South 4, Midland Legacy 2

Championship

Cy-Fair 6, Harlingen South 1

All-Tournament

P-Brandon Finken, Cy-Fair*, Sr.
C-Landon Lee, Cy-Fair, Jr.
1B-Tommy Collier, Cy-Fair, Jr.
2B-Kaleb Bryan, Harlingen South, Sr.
3B-Michael Johnson, Harlingen South, Sr.
SS-Jonathan Ogden, Cy-Fair, Jr.
OF-Robbie Grossman, Cy-Fair, Jr.
OF-Tyler Naquin, Klein Collins, So.
OF-Caleb Ramsey, Cy-Fair, Sr.
DH-Kevin Sah, Cy-Fair, So.



Cy-Fair - 2007 Conference 5A Baseball Champions



4A

Semifinals

Mesquite Poteet 6, Texas City 3
Corpus Christi Moody 5, Canyon Randall 2

Championship

Corpus Christi Moody 9, Mesquite Poteet 1

All-Tournament

P-Miguel Gonzalez, Corpus Christi Moody*, Jr.
C-J.T. Files, Mesquite Poteet, Jr.

1B-Rudy Flores, Corpus Christi Moody, So.
2B-Joey Mendoza, Corpus Christi Moody, Sr.
3B-Ronnie Flores, Corpus Christi Moody, Sr.
SS-Andrew Perez, Corpus Christi Moody, Sr.
OF-Christian Gallegos, Corpus Christi Moody, Jr.
OF-Chris Narvaez, Texas City, Sr.
OF-Jacob Perales, Corpus Christi Moody, Sr.
DH-Cody Dudding, Canyon Randall, Jr.

3A

Semifinals

Texarkana Liberty-Eylau 6, Sinton 3
Jasper 11, Abilene Wylie 3

Championship

Jasper 14, Texarkana Liberty-Eylau 4

All-Tournament

P-Justin Parsons, Jasper, Jr.
C-Blake Weller-Alexander, Jasper, Sr.
1B-Chantz Pryor, Jasper, Sr.
2B-Ryan Ellis, Jasper*, Sr.
3B-Cory Cook, Texarkana Liberty-Eylau, Sr.
SS-Travis Reegan, Jasper, Sr.
OF-Zach Fowler, Texarkana Liberty-Eylau, Sr.
OF-Taylor Hart, Jasper, Jr.
OF-Nathan Saltzgaber, Abilene Wylie, Sr.
DH-Malcolm Bronson, Jasper, Jr.

2A

Semifinals

Hooks 6, Pottsboro 2
Rogers 9, Blanco 2

Championship

Rogers 8, Hooks 4

All-Tournament

P-Taylor Jungmann, Rogers, Jr.
C-Brandon Choate, Hooks, Sr.
1B-Tanner Clay, Pottsboro, Jr.
2B-Jon Phillips, Hooks, Fr.
3B-Kory Michalka, Rogers, Sr.
SS-Braxton Byers, Rogers, Sr.
OF-Ricky Brenak, Rogers*, Sr.
OF-Ky McNett, Blanco, So.
OF-Matt Riddle, Hooks, Sr.
DH-Marcus Prenek, Rogers, Jr.

1A

Semifinals

New Deal 3, Thorndale 0
Archer City 3, Lovelady 1

Championship

Archer City 6, New Deal 2

All-Tournament

P-Blaine Willett, Archer City, Jr.
C-Wade Roberts, Archer City, Jr.
1B-Blake Nelson, New Deal, Sr.
2B-Kyle Long, Archer City, Jr.

3B-Michael Rich, Lovelady, Jr.
SS-Blake Thomason, Archer City*, Sr.
OF-Justin Cuellar, New Deal, Sr.
OF-Cirilio Reyes, Thorndale, Sr.
OF-Weldon Stallcup, Archer City, Sr.
DH-Brady Cox, Archer City, Sr.

2006 (June 7-10)

Dell Diamond, Round Rock (1A-3A, 5A) Disch-Faulk Field (UT), Austin (4A)

5A

Semifinals

Katy 2, Corpus Christi Moody 0
Conroe The Woodlands 5, Midland 3

Championship

Conroe The Woodlands 5, Katy 3

All-Tournament

P-Steven Maxwell, Conroe The Woodlands*, Sr.
C-Mickey Armstrong, Conroe The Woodlands, Jr.
1B-Brett Parsons, Conroe The Woodlands, Jr.
2B-Mike Fuda, Katy, Jr.
3B-Paul Goldschmidt, Conroe The Woodlands, Sr.
SS-Carter Jurica, Katy, Jr.
OF-Nick Barrios, Katy, Sr.
OF-Cameron Cole, Midland, Sr.
OF-Taylor Grote, Conroe The Woodlands, Jr.
DH-Kyle Drabek, Conroe The Woodlands, Sr.

4A

Semifinals

Fort Worth Arlington Heights 10, McKinney North 4
New Braunfels 5, Channelview 3

Championship

New Braunfels 4, Fort Worth Arlington Heights 1

All-Tournament

P-Kyle Richey, New Braunfels*, Jr.
C-Caleb Curtis, New Braunfels, Jr.
1B-Taylor Miller, Fort Worth Arlington Heights, Sr.
2B-Jeff Jones, Fort Worth Arlington Heights, Sr.
3B-Patrick Godwin, Fort Worth Arlington Heights, Sr.
SS-Calvin Hoffman, New Braunfels, Jr.
OF-Kurtis Kostan, New Braunfels, Jr.
OF-Aaron Miller, Channelview, Sr.
OF-Clayton Mott, New Braunfels, Jr.
DH-Clifton Hickman, Fort Worth Arlington Heights, Jr.

3A

Semifinals

Texarkana Liberty-Eylau 7, Bridge City 3
Falfurrias 5, Abilene Wylie 2

Championship

Texarkana Liberty-Eylau 2, Falfurrias 1

All-Tournament

P-Zach Fowler, Texarkana Liberty-Eylau*, Jr.
C-Clay Jeffers, Texarkana Liberty-Eylau, Jr.
1B-Trey Alegria, Falfurrias, Sr.
2B-Ruben Cisneros, Falfurrias, Jr.
3B-Jarrold McFee, Texarkana Liberty-Eylau, Sr.
SS-Will Middlebrooks, Texarkana Liberty-Eylau, Jr.
OF-Josh Attaway, Texarkana Liberty-Eylau, Sr.
OF-Jason Garcia, Falfurrias, Jr.
OF-David Munoz, Falfurrias, Sr.
DH-Blake Lemen, Abilene Wylie, Sr.

2A

Semifinals

Brock 5, Rogers 3
Hughes Springs 9, Holliday 5

Championship

Brock 7, Hughes Springs 4

All-Tournament

P-Riley Deaver, Brock*, Sr.
C-Chris Joslin, Rogers, Jr.
1B-Judson Morgan, Hughes Springs, So.
2B-Bob Bowden, Brock, So.
3B-Todd Immel, Hughes Springs, Jr.
SS-Jarrold McKinney, Hughes Springs, So.
OF-Jacob Jordan, Brock, So.
OF-Ryan Ricketts, Brock, Sr.
OF-Ty Stewart, Holliday, Sr.
DH-Tanner Smith, Hughes Springs, Jr.

1A

Semifinals

Anderson-Shiro 11, Thorndale 1 (6)
Gilmer Union Hill 9, New Deal 2

Championship

Anderson-Shiro 9, Gilmer Union Hill 8 (10)

All-Tournament

P-Tim Harris, Anderson-Shiro*, So.
C-Scott Pasket, Anderson-Shiro, Jr.
1B-Andy Schmidt, Gilmer Union Hill, Fr.
2B-Mitch Clemens, Gilmer Union Hill, Sr.
3B-Randy Albright, Gilmer Union Hill, Sr.
SS-Nick Hildebrandt, Anderson-Shiro, Sr.
OF-Brady Cook, Anderson-Shiro, Sr.
OF-Brandon Cook, Anderson-Shiro, Sr.
OF-Shawn Hayes, Gilmer Union Hill, Sr.
DH-Aaron Walkoviak, Anderson-Shiro, So.

2005 (June 8-11)

Dell Diamond, Round Rock (1A-2A, 4A-5A) Disch-Faulk Field (UT), Austin (3A)

5A

Semifinals

Humble Kingwood 1, Lubbock Monterey 0
Rockwall 5, Comal Smithson Valley 2

Championship

Humble Kingwood 10, Rockwall 5

All-Tournament

P-Austin Wood, Humble Kingwood, Sr.
C-Joe Pawelek, Comal Smithson Valley, Sr.
1B-Truxton Fox, Comal Smithson Valley, Sr.
2B-Josh Fountain, Humble Kingwood, Sr.
3B-Kenneth Negron, Humble Kingwood*, Sr.
SS-Johnny Whittleman, Humble Kingwood, Sr.
OF-Roger Kieschnick, Rockwall, Sr.
OF-James Leverton, Rockwall, Sr.
OF-Austin Pendleton, Humble Kingwood, Sr.
DH-Brian Talley, Rockwall, Sr.

4A

Semifinals

Waco Midway 15, Montgomery 5 (6)
Corpus Christi Calallen 12, Wichita Falls Rider 2 (5)

Championship

Corpus Christi Calallen 10, Waco Midway 3



All-Tournament

P-Chip Nance, Corpus Christi Calallen*, Sr.
C-Tim Hartland, Waco Midway, Sr.
1B-Brandon Riley, Waco Midway, Sr.
2B-Daniel Alonzo, Corpus Christi Calallen, Sr.
3B-Wes Callihan, Corpus Christi Calallen, Jr.
SS-Thomas Field, Waco Midway, Sr.
OF-Scott Crook, Wichita Falls Rider, Jr.
OF-Alberto Lopez, Waco Midway, Sr.
OF-Jonathan Vest, Corpus Christi Calallen, Sr.
DH-Luke McCall, Corpus Christi Calallen, Sr.

3A

Semifinals

Lubbock Cooper 1, Yoakum 0
Carthage 5, Bridge City 2

Championship

Carthage 6, Lubbock Cooper 1

All-Tournament

P-Luke Burnett, Carthage*, Sr.
C-Jeremy Hogan, Carthage, Sr.
1B-Hunter Hays, Bridge City, Sr.
2B-Kory Cleveland, Carthage, Jr.
3B-Hudson Hlavaty, Lubbock Cooper, Sr.
SS-Kris Tate, Carthage, So.
OF-Dusty Bagley, Carthage, Sr.
OF-Blaine Brewster, Carthage, Sr.
OF-Bradley Madison, Lubbock Cooper, Sr.
DH-Mark McLaughlin, Carthage, Jr.

2A

Semifinals

Holliday 3, Maypearl 1
Woodville 4, Comfort 2

Championship

Woodville 2, Holliday 1

All-Tournament

P-Casey Beck, Woodville*, Sr.
C-Brendan Moser, Holliday, So.
1B-Logan Alec, Woodville, Jr.
2B-Charlie Cornwell, Maypearl, So.
3B-Lane Gilmore, Holliday, Jr.
SS-Zach Stewart, Holliday, Sr.
OF-Bo Coffman, Maypearl, Jr.
OF-Trevor Rainey, Woodville, Jr.
OF-Terrel Saur, Comfort, Sr.
DH-Cullen Williams, Woodville, Sr.

1A

Semifinals

Harleton 7, Valley Mills 6 (11)
Thorndale 20, New Deal 0 (5)

Championship

Thorndale 10, Harleton 5 (8)

All-Tournament

P-Wade Gilchrist, Thorndale, Sr.
C-Josh Salmon, Harleton, Fr.
1B-Ryan Lindemann, Thorndale, Sr.
2B-Ross Hollon, Harleton, So.
3B-Jeffrey Kiesling, Thorndale*, Jr.
SS-Austin Falke, Thorndale, So.
OF-Miles Grisham, Thorndale, Jr.
OF-Rory Hollon, Harleton, Sr.
OF-Mike Sadler, Valley Mills, Sr.
DH-Ross Towery, Thorndale, Sr.

2004 (June 9-12)

**Dell Diamond, Round Rock (2A, 4A-5A)
Disch-Faulk Field (UT), Austin (1A, 3A)
5A**

Semifinals

Lewisville Flower Mound 4, Spring 2 (9)
Corpus Christi Moody 7, Humble Kingwood 0

Championship

Corpus Christi Moody 6, Lewisville Flower Mound 1

All-Tournament

P-Luis Flores, Corpus Christi Moody, Jr.
C-Thomas Sawyer, Lewisville Flower Mound, Sr.
1B-Nathan Castaneda, Corpus Christi Moody, Jr.
2B-Brandon Meleski, Spring, Sr.
3B-Bubba Jones, Lewisville Flower Mound, Sr.
SS-Diego Salas, Corpus Christi Moody, Sr.
OF-Alfred Joseph, Corpus Christi Moody, Sr.
OF-Jason Rodriguez, Corpus Christi Moody*, Jr.
OF-Jeremy Saucedo, Corpus Christi Moody, Sr.
DH-Braxton Watson, Spring, Sr.

4A

Semifinals

Denton Ryan 5, Cleburne 4
Boerne 4, Port Neches-Groves 0

Championship

Boerne 5, Denton Ryan 1

All-Tournament

P-Bradley Suttle, Boerne, Jr.
C-Ray Martinez, Boerne, Jr.
1B-Taylor Spalla, Boerne, Jr.
2B-David Macias, Denton Ryan, Sr.
3B-Joseph Oleksak, Cleburne, Sr.
SS-Austin Knight, Denton Ryan, So.
OF-Reece Guidry, Port Neches-Groves, Sr.
OF-Austin Jackson, Denton Ryan, Jr.
OF-Kevin Rawls, Boerne, Sr.
DH-Russell Moldenhauer, Boerne, So.

3A

Semifinals

Forney 5, Perryton 2
La Grange 11, Llano 0 (5)

Championship

La Grange 10, Forney 4

All-Tournament

P-Homer Bailey, La Grange*, Sr.
C-Lance Schramm, La Grange, Sr.
1B-Preston King, Forney, Sr.
2B-Kelly Flanery, Forney, Jr.
3B-Andrew Franke, La Grange, Jr.
SS-Chance Corgan, Forney, Sr.
OF-Chase Anderle, La Grange, Sr.
OF-Coy Davis, Forney, Sr.
OF-Chris Neiser, La Grange, Sr.
DH-Reece Creswell, Perryton, Sr.

2A

Semifinals

Nacogdoches Central Heights 9, Holliday 3
Ponder 3, Jarrell 0

Championship

Nacogdoches Central Heights 4, Ponder 1

All-Tournament

P-Russ Fornea, Nacogdoches Central Heights*, Sr.
C-Brice Burns, Nacogdoches Central Heights, Sr.
1B-Chad Wood, Nacogdoches Central Heights, Jr.
2B-Marshall Corley, Nacogdoches Central Heights, Jr.
3B-Ryan Scott, Nacogdoches Central Heights, Sr.
SS-Rustin Scott, Nacogdoches Central Heights, So.
OF-Justin Harris, Ponder, Jr.
OF-Michael Kirk, Nacogdoches Central Heights, Sr.
OF-Justin Whitaker, Nacogdoches Central Heights, Jr.
DH-Zach Stewart, Holliday, Jr.

1A

Semifinals

Follett 1, Pineland West Sabine 0
Shiner 8, Maud 7

Championship

Shiner 13, Follett 3 (5)

All-Tournament

P-Scott Shimek, Shiner, Jr.
C-Brady Strauss, Shiner, Sr.
1B-Garet Pustka, Shiner, Sr.
2B-Jared Boedeker, Shiner, Jr.
3B-Russell Boothe, Shiner, So.
SS-Cody Freeman, Follett, Sr.
OF-Chris Baer, Shiner*, Jr.
OF-Skylar Gensman, Follett, Jr.
OF-Chase O'Connor, Shiner, Jr.
DH-Ryan Kloesel, Shiner, So.

2003 (June 4-7)

**Dell Diamond, Round Rock (5A)
Disch-Faulk Field (UT), Austin (1A-4A)
5A**

Semifinals

Fort Bend Elkins 13, Lewisville Flower Mound 3 (6)
Round Rock 2, Corpus Christi Moody 0

Championship

Fort Bend Elkins 5, Round Rock 4

All-Tournament

P-Matt Nachreiner, Round Rock, Sr.
C-Grant Taylor, Fort Bend Elkins, Jr.
1B-Chance Wheelless, Round Rock, Sr.
2B-Chad Huffman, Fort Bend Elkins, Sr.
3B-Matt Carpenter, Fort Bend Elkins, Jr.
SS-Will Carpenter, Fort Bend Elkins, Jr.
OF-Spencer Jackson, Fort Bend Elkins*, Jr.
OF-Eric Taylor, Lewisville Flower Mound, Sr.
OF-Reed Woytek, Round Rock, So.
DH-Luis Flores, Corpus Christi Moody, Jr.

4A

Semifinals

Denton Ryan 3, Corpus Christi Calallen 1
Waco Midway 4, Brenham 2

Championship

Waco Midway 3, Denton Ryan 1

All-Tournament

P-Greg Johnson, Waco Midway*, Sr.
C-Matt Czimskey, Waco Midway, Sr.
1B-Blake Tully, Waco Midway, Sr.
2B-Kyle Moore, Denton Ryan, Sr.
3B-Neil Christian, Waco Midway, Sr.
SS-Ryan Lormand, Waco Midway, Jr.



OF-Austin Jackson, Denton Ryan, So.
 OF-Matt Lacy, Waco Midway, Sr.
 OF-Jeff Quillin, Corpus Christi Calallen, Sr.
 DH-Chad Schwarze, Brenham, Sr.

3A

Semifinals

Sinton 4, Canyon 3 (10)
 Lorena 4, Daingerfield 3

Championship

Lorena 3, Sinton 2 (8)

All-Tournament

P-Adrian Alaniz, Sinton, Sr.
 C-Demie Davila, Sinton, Jr.
 1B-Michael Crabtree, Canyon, Sr.
 2B-Chance Schmidt, Sinton, Sr.
 3B-Jake Weghorst, Lorena, Sr.
 SS-Ben Booker, Lorena, So.
 OF-Jared Freeman, Daingerfield, Sr.
 OF-Jake Mitchell, Lorena, Jr.
 OF-Julian Ruiz, Sinton, Sr.
 DH-Adam Hornung, Lorena*, So.

2A

Semifinals

Holliday 3, Crawford 0
 Weimar 9, Big Sandy Harmony 1

Championship

Weimar 9, Holliday 0

All-Tournament

P-Luke Pihoda, Weimar*, Sr.
 C-Stuart Antosh, Weimar, Sr.
 1B-Jack Janecka, Weimar, Sr.
 2B-Kyle Mueller, Weimar, Jr.
 3B-Johnny Hadash, Weimar, Sr.
 SS-Chase Sadler, Big Sandy Harmony, Sr.
 OF-Sam Muras, Weimar, Sr.
 OF-Blake Nixon, Holliday, Sr.
 OF-Jason Syrinek, Weimar, Sr.
 DH-Barrett Meysembourg, Weimar, Sr.

1A

Semifinals

D'Hanis 6, Windthorst 5
 Colmesneil 9, Hamlin 5

Championship

Colmesneil 5, D'Hanis 0 (8)

All-Tournament

P-Chad Coggins, Colmesneil*, Sr.
 C-Hunter Mann, Colmesneil, Jr.
 1B-Keith McCorkle, Windthorst, Sr.
 2B-Daniel Cady, Colmesneil, Sr.
 3B-Jeffrey Terrell, Hamlin, Sr.
 SS-Derek Marshall, Colmesneil, Sr.
 OF-Josh Falcon, Colmesneil, Sr.
 OF-Kevin Hoff, Windthorst, So.
 OF-Brandon Weimers, D'Hanis, Sr.
 DH-Meliton Borrego, D'Hanis, Jr.

2002 (June 5-8)

Dell Diamond, Round Rock (2A, 4A-5A) Disch-Faulk Field (UT), Austin (1A, 3A)

5A

Semifinals

Austin Bowie 8, Duncanville 3
 Fort Bend Elkins 6, Round Rock Westwood 1

Championship

Fort Bend Elkins 11, Austin Bowie 4

All-Tournament

P-Terry Killion, Austin Bowie, Sr.
 C-Bill Mitchell, Round Rock Westwood, Jr.
 1B-James Loney, Fort Bend Elkins, Sr.
 2B-Chad Huffman, Fort Bend Elkins, Jr.
 3B-Tony Chavez, Austin Bowie, Sr.
 SS-David Leatherwood, Fort Bend Elkins, Sr.
 OF-Brent Clevlen, Round Rock Westwood, Sr.
 OF-Peter Ives, Fort Bend Elkins, Sr.
 OF-Wardell Starling, Fort Bend Elkins*, Sr.
 DH-Matt Carpenter, Fort Bend Elkins, So.

4A

Semifinals

Southlake Carroll 6, Houston Forest Brook 2
 Corpus Christi Calallen 2, Dallas Highland Park 1

Championship

Southlake Carroll 11, Corpus Christi Calallen 4

All-Tournament

P-Charles Benoit, Southlake Carroll, Jr.
 C-Jeff Quillin, Corpus Christi Calallen, Jr.
 1B-Scott Thorne, Southlake Carroll, Jr.
 2B-Justin Bell, Southlake Carroll, Jr.
 3B-J. Williams, Southlake Carroll, Sr.
 SS-Jeremy Bell, Southlake Carroll, Sr.
 OF-Jordan Chambless, Corpus Christi Calallen, So.
 OF-Joseph Hicks, Houston Forest Brook, Sr.
 OF-Tre Sellari, Southlake Carroll*, Jr.
 DH-Kyle Young, Southlake Carroll, Sr.

3A

Semifinals

Sinton 4, Abilene Wylie 1
 Forney 3, Lorena 2 (9)

Championship

Sinton 5, Forney 0

All-Tournament

P-Adrian Alaniz, Sinton, Jr.
 C-Josh Moreno, Sinton, Sr.
 1B-Omar Gutierrez, Sinton, Jr.
 2B-T.J. Gilmer, Forney, Sr.
 3B-Taylor Edwards, Sinton, Sr.
 SS-Jason Adams, Sinton*, Jr.
 OF-Brad Blanchard, Lorena, Sr.
 OF-Byron Milligan, Forney, Sr.
 OF-Julian Ruiz, Sinton, Jr.
 DH-Zack Segovia, Forney, Sr.

2A

Semifinals

Holliday 2, Jewett Leon 1
 Celina 6, Weimar 5

Championship

Celina 7, Holliday 5

All-Tournament

P-Blake Nixon, Holliday, Jr.
 C-Adam Harvey, Celina*, Sr.
 1B-Cody Clearman, Celina, Sr.
 2B-Ryan Conner, Celina, Sr.
 3B-Johnny Hadash, Weimar, Jr.
 SS-Heath Herron, Celina, So.
 OF-Blake Drumm, Holliday, Sr.
 OF-Matt Hooker, Celina, Sr.
 OF-Blake Mitchell, Holliday, Jr.
 DH-Brian Babbit, Celina, Sr.

1A

Semifinals

McLeod 12, Valley Mills 5
 Shiner 12, Windthorst 4

Championship

Shiner 5, McLeod 3

All-Tournament

P-Garet Pustka, Shiner*, So.
 C-Chris Baer, Shiner, Fr.
 1B-Brady Strauss, Shiner, So.
 2B-Justin Endsley, McLeod, Sr.
 3B-Jason Beasley, McLeod, Jr.
 SS-Josh Louis, Valley Mills, Jr.
 OF-Jared Boedecker, Shiner, Fr.
 OF-Marcus Lopez, Shiner, So.
 OF-Chad Schreiber, Windthorst, Jr.
 DH-Adam Dawson, Shiner, Sr.


2001 (June 7-9)

Dell Diamond, Round Rock (1A, 3A, 5A) Disch-Faulk Field (UT), Austin (2A, 4A)

5A

Semifinals

Midland 8, Klein 6
 Austin 6, Fort Bend Elkins 5



Anthony Abrameit - Thrall



BASEBALL

YEAR-BY-YEAR RESULTS

Championship

Midland 4, Austin 2

All-Tournament

P-Jayson Nix, Midland, Sr.

C-Madison Edwards, Midland, Sr.

1B-James Loney, Fort Bend Elkins, Jr.

2B-Greg Warren, Austin, Jr.

3B-Rob Bacak, Austin, Jr.

SS-Nolan Mast, Austin, Sr.

OF-Michael Forrest, Midland, Sr.

OF-Matt Goebel, Austin, Jr.

OF-James Gripp, Midland, Jr.

DH-Daniel Stovall, Midland, So.

4A

Semifinals

Fort Worth Western Hills 7, Comal Smithson Valley 5

Carthage 7, Cedar Park 0

Championship

Fort Worth Western Hills 12, Carthage 7

All-Tournament

P-Chase Bassham, Fort Worth Western Hills, Sr.

C-Nathan Bennett, Carthage, Sr.

1B-Jordan Hutyra, Fort Worth Western Hills, Sr.

2B-Jordan Neuman, Fort Worth Western Hills, Sr.

3B-Tyler Tarjick, Carthage, Jr.

SS-Micah Cockrell, Carthage, Sr.

OF-Ryan Beyer, Comal Smithson Valley, Sr.

OF-Jorge Rubio, Fort Worth Western Hills, Sr.

OF-Matt Soape, Carthage, Sr.

DH-Ryne Tacker, Fort Worth Western Hills, Jr.

3A

Semifinals

Forney 4, Elgin 1

La Grange 7, Iowa Park 1

Championship

La Grange 4, Forney 3

All-Tournament

P-Homer Bailey, La Grange, Fr.

C-Jarod Hickle, La Grange, Sr.

1B-Layne Schramm, La Grange, Jr.

2B-TJ Gilmer, Forney, Jr.

3B-Matthew Miller, La Grange, Sr.

SS-Joshua Sulik, La Grange, Jr.

OF-Seth Anderle, La Grange, Jr.

OF-Brandon Marx, Elgin, Sr.

OF-Derek Tillison, Forney, Sr.

DH-Zack Segovia, Forney, Jr.

2A

Semifinals

Weimar 3, Holliday 0

Elysian Fields 3, Gunter 2

Championship

Weimar 6, Elysian Fields 5

All-Tournament

P-Don Levinski, Weimar, Sr.

C-Jason Long, Weimar, Sr.

1B-Jake Lewis, Gunter, Sr.

2B-Dusty Woodley, Elysian Fields, Sr.

3B-Jonathan Hadash, Weimar, So.

SS-Josh Tiller, Elysian Fields, Sr.

OF-Clint Arendell, Elysian Fields, Jr.

OF-Adam Banse, Weimar, Sr.

OF-Aderian Williams, Weimar, Sr.

DH-Casey Berger, Weimar, Sr.

1A

Semifinals

Brock 1, Miles 0

Bremond 5, Beckville 2

Championship

Bremond 4, Brock 2

All-Tournament

P-Brad Crawford, Brock, Fr.

C-Ryan Weaver, Beckville, Jr.

1B-Alex Swick, Bremond, Sr.

2B-Kyle Clark, Brock, Sr.

3B-Blake Burnett, Bremond, So.

SS-Matt Yanowski, Bremond, Sr.

OF-Brady Deaver, Brock, So.

OF-Gary Nolan, Bremond, Jr.

OF-Chris Turnage, Beckville, Jr.

DH-Robert Antis, Bremond, Sr.

2000 (June 8-9)

Dell Diamond, Round Rock (2A, 4A-5A)

Disch-Faulk Field (UT), Austin (3A)

Burger Stadium, Austin (1A)

5A

Semifinals

Corpus Christi Moody 6, Fort Bend Elkins 1

Conroe The Woodlands 11, Duncanville 1 (6)

Championship

Conroe The Woodlands 3, Corpus Christi Moody 2

All-Tournament

P-Wes Smiley, Conroe The Woodlands, Sr.

C-Mike Kipper, Conroe The Woodlands, Jr.

1B-Vincent Sinisi, Conroe The Woodlands, Sr.

2B-Lewis Mickley, Fort Bend Elkins, Sr.

3B-James Trevino, Corpus Christi Moody, Sr.

SS-Aaron Cook, Conroe The Woodlands, Fr.

OF-Jared Cooper, Corpus Christi Moody, Sr.

OF-Jon Hemsley, Conroe The Woodlands, Sr.

OF-Orlando Rodriguez, Corpus Christi Moody, Sr.

UTIL-Justin Darr, Conroe The Woodlands, So.

UTIL-Gene Flores, Corpus Christi Moody, Sr.

4A

Semifinals

Port Neches-Groves 3, Fort Worth Arlington Heights 2

Corpus Christi Calallen 10, El Paso Riverside 0 (6)

Championship

Corpus Christi Calallen 8, Port Neches-Groves 6 (9)

All-Tournament

P-Dwayne Wagon, Corpus Christi Calallen, Sr.

C-Bo Wortham, Port Neches-Groves, Sr.

1B-Jon Ross Hirschfield, Corpus Christi Calallen, Sr.

2B-Ryan Fitzgerald, Fort Worth Arlington Heights, Sr.

3B-Chase Richards, Port Neches-Groves, Jr.

SS-Brandon Wittner, Corpus Christi Calallen, Sr.

OF-Sam Gordon, Corpus Christi Calallen, Sr.

OF-Derek Ruschhaupt, Corpus Christi Calallen, Sr.

OF-Joe Villareal, El Paso Riverside, Jr.

UTIL-Kyle Stutes, Port Neches-Groves, Sr.

3A

Semifinals

Yoakum 6, Robinson 2

China Spring 2, Forney 1

Championship

China Spring 4, Yoakum 1

All-Tournament

P-Josh Lessman, China Spring, Jr.

C-Trent Goree, China Spring, Jr.

1B-Jamie Bazan, Yoakum, Sr.

2B-Randy Boone, Yoakum, Fr.

3B-Joe Davila, Robinson, Jr.

SS-Shawn Bell, China Spring, So.

OF-Brandon Garrett, China Spring, Jr.

OF-Zac Kennedy, Yoakum, Sr.

OF-Jared Talbert, China Spring, Sr.



Evadale - 2000 Conference 1A Baseball Champions



UTIL-Zack Segovia, Forney, So.

2A

Semifinals

Weimar 4, Coahoma 1
Colmesneil 3, Gunter 2

Championship

Weimar 7, Colmesneil 1

All-Tournament

P-Anthony Nafegar, Weimar, Jr.
C-Andrew Kasperek, Weimar, Sr.
1B-Travis McMillan, Coahoma, Jr.
2B-Aaron Pickens, Colmesneil, Sr.
3B-Jason Long, Weimar, Jr.
SS-Clay Clearman, Gunter, Sr.
OF-Blake Heger, Weimar, Sr.
OF-Don Levinski, Weimar, Jr.
OF-Eric Pecina, Gunter, Jr.
UTIL-Rodric Douglas, Colmesneil, Sr.

1A

Semifinals

Cross Plains 9, Blue Ridge 4
Evadale 5, Bosqueville 3

Championship

Evadale 11, Cross Plains 10

All-Tournament

P-Mark Wills, Evadale, Sr.
C-Daniel Williams, Evadale, Sr.
1B-Nathaniel Drake, Evadale, Sr.
2B-Tony Beggs, Cross Plains, So.
3B-Jonathan Sylvester, Evadale, Jr.
SS-Coby Richards, Cross Plains, Sr.
OF-Scott Aleman, Bosqueville, Sr.
OF-Trey Clark, Evadale, Jr.
OF-Chris Kitchens, Cross Plains, Jr.
UTIL-Cody Holmes, Evadale, Jr.

1999 (June 10-11)

Disch-Faulk Field (UT), Austin (4A-5A)
Nelson Stadium, Austin (3A)
Burger Stadium, Austin (1A-2A)

5A

Semifinals

Houston Bellaire 14, Austin Westlake 9
Duncanville 2, Laredo Alexander 0

Championship

Houston Bellaire 13, Duncanville 2 (5)

All-Tournament

P-Joe Gonzales, Houston Bellaire, Sr.
P-Raul Quiroz, Laredo Alexander, Sr.
P-Justin Simmons, Duncanville, Jr.
C-James Sweeney, Houston Bellaire, Sr.
1B-Stephen Ripper, Houston Bellaire, Jr.
2B-Adam Winger, Austin Westlake, Jr.
3B-Cory Covert, Austin Westlake, Sr.
SS-Enrique Cruz, Houston Bellaire, Jr.
OF-Kyle Smith, Houston Bellaire, Sr.
OF-Marcus Smith, Houston Bellaire, Sr.
OF-Brett Winn, Austin Westlake, Sr.
DH-Steven Ponder, Austin Westlake, Sr.
UTIL-Adam Laird, Houston Bellaire, So.

4A

Semifinals

Andrews 4, Brenham 3
Corpus Christi Calallen 5, Waxahachie 1

Championship

Andrews 4, Corpus Christi Calallen 3 (8)

All-Tournament

P-Shane Menn, Corpus Christi Calallen, Sr.
P-Chris Trevino, Andrews, Sr.
C-Cliint Miller, Corpus Christi Calallen, Jr.
1B-Ed Armstrong, Corpus Christi Calallen, Sr.
2B-Geraldo Bueno, Andrews, Sr.
3B-Zip Drain, Waxahachie, Jr.
SS-Shaud Williams, Andrews, Sr.
OF-James Edwards, Corpus Christi Calallen, Sr.
OF-Mike Hudgens, Andrews, Sr.
OF-Steve Kemper, Brenham, Sr.
DH-Brandon Long, Corpus Christi Calallen, Sr.
UTIL-Justin Rougeau, Corpus Christi Calallen, Sr.

3A

Semifinals

West 9, Forney 6 (8)
Liberty 6, Sinton 1

Championship

West 9, Liberty 7

All-Tournament

P-Robert Croll, West, Jr.
P-J.R. Pickens, Liberty, Sr.
C-Geoff Pilcher, Liberty, Sr.
1B-Brad Ferguson, West, Fr.
2B-Jesse Pennington, Liberty, Fr.
3B-Josh Sullivan, Liberty, Sr.
SS-Nathan Blackwelder, Liberty, Sr.
OF-Matt Biles, West, Jr.
OF-T.J. Gilmer, Forney, Fr.
OF-Tanner Holecek, West, Sr.
DH-Branden Bonge, West, Sr.
UTIL-Chuck LeCroy, Forney, Jr.

2A

Semifinals

Cooper 4, Coahoma 1
Kingsville Academy 3, Rosebud-Lott 0

Championship

Cooper 8, Kingsville Academy 7

All-Tournament

P-Juan Renteria, Kingsville Academy, Sr.
P-Brandon Shaw, Cooper, Sr.
C-Frank Martinez, Kingsville Academy, Sr.
1B-Richard Garcia, Kingsville Academy, Jr.
2B-Danny Wall, Cooper, Jr.
3B-Oscar Rodriguez, Kingsville Academy, Sr.
SS-Drew Conley, Cooper, So.
OF-Eric Medrano, Rosebud-Lott, Sr.
OF-Benton Randle, Cooper, So.
OF-Ryan Trapp, Cooper, Fr.
DH-Billie Mayberry, Cooper, Jr.
UTIL-Delvin White, Coahoma, Jr.

1A

Semifinals

Collinsville 6, Fayetteville 3 (10)
Cross Plains 5, High Island 4

Championship

Collinsville 6, Cross Plains 5

All-Tournament

P-Jake Melton, Collinsville, Sr.
P-Josh Vitek, Fayetteville, Sr.
C-Darren Wolf, Collinsville, Sr.
1B-Derrick Wolf, Collinsville, Sr.
2B-Gage Davis, Collinsville, Jr.
3B-Jody Pancake, Cross Plains, Jr.
SS-Chris Ford, Collinsville, Jr.
OF-Jacob Kent, High Island, So.
OF-Rodney King, Fayetteville, Jr.
OF-L.D. Whitehead, Cross Plains, So.
DH-Joseph Dillard, Cross Plains, Fr.
UTIL-Bo Neichoy, High Island, Sr.

1998 (June 11-12)

Disch-Faulk Field (UT), Austin (4A-5A)
Nelson Stadium, Austin (3A)
Burger Stadium, Austin (1A-2A)

5A

Semifinals

Fort Bend Elkins 6, Duncanville 1
Klein 10, Austin Westlake 1

Championship

Klein 2, Fort Bend Elkins 0

All-Tournament

P-Mark Davis, Klein, Jr.
C-Tony Caridi, Klein, Sr.
1B-Scott Huffman, Fort Bend Elkins, Sr.
2B-Gary Jackson, Klein, Sr.
3B-Tyrone Norgan, Duncanville, Sr.
SS-Nolan Leinweber, Klein, Sr.
OF-John Fernandez, Klein, Jr.
OF-Ralph Hamilton, Klein, Jr.
OF-Jeff Reed, Fort Bend Elkins, Sr.
DH-Chris George, Klein, Sr.

4A

Semifinals

Dallas Highland Park 7, Fort Worth Arlington Heights 0
Corpus Christi Calallen 10, Nederland 9

Championship

Dallas Highland Park 5, Corpus Christi Calallen 2

All-Tournament

P-Chris Young, Dallas Highland Park, Sr.
C-Shane Menn, Corpus Christi Calallen, Jr.
1B-Michael Matthews, Dallas Highland Park, Sr.
2B-James Garner, Corpus Christi Calallen, Jr.
3B-John Klein, Dallas Highland Park, Jr.
SS-Tobin Swope, Dallas Highland Park, Jr.
OF-Greg Bratton, Dallas Highland Park, Sr.
OF-Casey Doran, Corpus Christi Calallen, Sr.
OF-Barret Kingsriter, Dallas Highland Park, Sr.
DH-Andy Holder, Nederland, Sr.

3A

Semifinals

Atlanta 2, Hallettsville 1
Dripping Springs 5, Iowa Park 4 (8)

Championship

Atlanta 7, Dripping Springs 4

All-Tournament

P-Keith Whatley, Atlanta, Sr.



C-Matt Endsley, Atlanta, Sr.
1B-Greg Fouche, Atlanta, Jr.
2B-Dustin Kirkland, Atlanta, Jr.
3B-Shay Favors, Dripping Springs, Jr.
SS-Aaron Fredrickson, Dripping Springs, Sr.
OF-Decori Birmingham, Atlanta, Fr.
OF-Rhett Eickenloff, Dripping Springs, Jr.
OF-Scotty Mitchell, Iowa Park, So.
DH-Zack Watkins, Dripping Springs, Sr.

2A

Semifinals

Rosebud-Lott 3, Coahoma 1
Gunter 12, Hutto 0 (5)

Championship

Gunter 7, Rosebud-Lott 0

All-Tournament

P-John Joiner, Gunter, Sr.
C-Steven Marek, Rosebud-Lott, Jr.
1B-Peter Uselton, Gunter, So.
2B-Tomas Torres, Gunter, Sr.
3B-Sergio Falcon, Gunter, Sr.
SS-Matt Luedke, Rosebud-Lott, Jr.
OF-T.J. Green, Coahoma, Sr.
OF-Dustin Hunter, Gunter, Sr.
OF-Corey Streetman, Gunter, Sr.
DH-Paul Pacina, Gunter, Sr.

1A

Semifinals

Collinsville 6, Rotan 2
Thrall 7, Corsicana Mildred 0

Championship

Thrall 10, Collinsville 3

All-Tournament

P-Anthony Abrameit, Thrall, Jr.
C-Darren Wolf, Collinsville, Jr.
1B-Derek Wolf, Collinsville, Jr.
2B-Kiley Smith, Thrall, Fr.
3B-Matt Jordan, Thrall, Sr.
SS-Ryan Sladek, Thrall, Sr.
OF-Lucas Mikulencak, Thrall, Sr.
OF-Zac O'DH-am, Rotan, Jr.
OF-Jared Pick, Thrall, So.
DH-Byron Kennedy, Rotan, So.

1997 (June 5-6)

Disch-Faulk Field (UT), Austin (4A-5A)

Nelson Stadium, Austin (3A)

Burger Stadium, Austin (1A-2A)

5A

Semifinals

Lubbock Monterey 4, Fort Bend Clements 1
Round Rock 10 Corpus Christi Moody 0 (5)

Championship

Round Rock 7, Lubbock Monterey 1

All-Tournament

P-Brian Gordon, Round Rock, Sr.
C-Jeff Ontiveros, Round Rock, Jr.
1B-Ryan Langerhans, Round Rock, Jr.
2B-Cooper Vittitow, Lubbock Monterey, Jr.
3B-Dusty Buck, Lubbock Monterey, So.
SS-James Shaw, Round Rock, Sr.
OF-Patrick Garcia, Lubbock Monterey, Sr.

OF-Travis Sheets, Round Rock, Sr.
OF-Todd Spradlin, Round Rock, Sr.
DH-Chad Casey, Sugar Land Clements, Sr.

4A

Semifinals

Fort Worth Boswell 7, Nederland 3 (8)
Dallas Highland Park 13, Austin McCallum 5

Championship

Fort Worth Boswell 3, Dallas Highland Park 0

All-Tournament

P-Bart Hall, Fort Worth Boswell, Sr.
C-Kyle Densmore, Fort Worth Boswell, Sr.
1B-Mike Matthews, Dallas Highland Park, Jr.
2B-Soloman Heredia, Fort Worth Boswell, So.
3B-Matt Belisle, Austin McCallum, Jr.
SS-Trey Edgars, Fort Worth Boswell, Sr.
OF-Reed Artin, Fort Worth Boswell, Jr.
OF-Abraham Lincoln, Fort Worth Boswell, Jr.
OF-Eric Whited, Austin McCallum, Sr.
DH-Tobin Swope, Dallas Highland Park, So.

3A

Semifinals

Hallettsville 9, Lake Dallas 7
Castroville Medina Valley 4, Abilene Wylie 0

Championship

Hallettsville 6, Castroville Medina Valley 3

All-Tournament

P-Clint Appelt, Hallettsville, Sr.
C-Robert Solis, Castroville Medina Valley, Sr.
1B-Eric Bludau, Hallettsville, Sr.
2B-Barron Janak, Hallettsville, Sr.
3B-Brad Dusek, Hallettsville, Jr.
SS-Randall Wagner, Hallettsville, Sr.
OF-Curtis Brawley, Castroville Medina Valley, Sr.
OF-Nathan Haas, Hallettsville, Sr.
OF-Matt Kloske, Lake Dallas, So.
DH-Danny Saucedo, Castroville Medina Valley, Sr.

2A

Semifinals

Alto 5, Coahoma 2
Weimar 12, Gunter 6

Championship

Weimar 9, Alto 2

All-Tournament

P-Pat Colon, Weimar, Sr.
C-Lance Heger, Weimar, Jr.
1B-Josh Prihoda, Weimar, Sr.
2B-Lee Mueller, Weimar, So.
3B-Jeff Duplichain, Alto, Sr.
SS-Matt Kutac, Weimar, Jr.
OF-Jared Barton, Weimar, Sr.
OF-Bobby Grohmann, Weimar, Sr.
OF-Stancy Skinner, Alto, Sr.
DH-Miguel Heredia, Alto, Jr.

1A

Semifinals

Fayetteville 11, Claude 1 (5)
Spurger 4, Maud 3

Championship

Fayetteville 6, Spurger 2 (9)

All-Tournament

P-Josh Vitek, Fayetteville, So.
C-Marcus McCabe, Spurger, Jr.
1B-Ryan Frerichs, Fayetteville, Sr.
2B-Michael Davis, Fayetteville, Sr.
3B-Evan Alford, Fayetteville, Fr.
SS-Daniel Schley, Fayetteville, Sr.
OF-Cory Jeansonne, Spurger, Jr.
OF-Brian Krenek, Fayetteville, Jr.
OF-Tommy McIntosh, Maud, Sr.
DH-Justin McCabe, Spurger, Sr.

1996 (June 6-7)

Disch-Faulk Field (UT), Austin (4A-5A)

Nelson Stadium, Austin (3A)

Burger Stadium, Austin (1A-2A)

5A

Semifinals

Klein Oak 10, Eagle Pass 0 (6)
Lubbock Monterey 4, League City Clear Creek 3

Championship

Lubbock Monterey 5, Klein Oak 4

All-Tournament

P-Trey Hodges, Klein Oak, Sr.
P-Mike Martinez, Lubbock Monterey, Sr.
C-Joe O'Jibway, Lubbock Monterey, Sr.
1B-Stephen Brennan, Klein Oak, Jr.
2B-Travis Syfert, League City Clear Creek, So.
3B-Matt Colerick, Klein Oak, Sr.
SS-Dusty Hart, Lubbock Monterey, Sr.
OF-Jeff Horn, Lubbock Monterey, Sr.
OF-Matt Pavlich, Klein Oak, Jr.
OF-Bodie Simpson, Lubbock Monterey, Sr.
DH-Chris Pice, Klein Oak, Sr.

4A

Semifinals

Little Cypress-Mauriceville 5, Southlake Carroll 2
FW Arlington Heights 7, Corpus Christi Calallen 6

Championship

FW Arlington Heights 14, Little Cypress-Mauriceville 0 (5)

All-Tournament

P-Beau Hale, Little Cypress-Mauriceville, Jr.
C-Jarrett Erwin, Corpus Christi Calallen, Jr.
1B-Mark Austry, FW Arlington Heights, Sr.
2B-Woody Chambers, Corpus Christi Calallen, Jr.
3B-Aaron Sisk, FW Arlington Heights, Jr.
SS-Mason Carter, FW Arlington Heights, Sr.
OF-Mathew DeBlanc, Little Cypress-Mauriceville, Sr.
OF-Charlie Nichols, Little Cypress-Mauriceville, Sr.
OF-Darren Wood, FW Arlington Heights, Sr.
DH-Kevin Mitchell, Corpus Christi Calallen, Jr.

3A

Semifinals

Graham 10, Mineola 0
Crockett 3, Dripping Springs 2

Championship

Crockett 8, Graham 6

All-Tournament

P-Kendall Rhodes, Crockett, Sr.
C-Bradley Wells, Dripping Springs, Sr.
1B-Marshall Stephens, Crockett, Jr.
2B-John Nutt, Mineola, Sr.



Hallettsville - 1995 Conference 3A Baseball Champions

3B-Trey Nicholson, Graham, So.
 SS-Will Driskell, Crockett, Jr.
 OF-Lance Cauthen, Graham, Sr.
 OF-Kyle Jones, Graham, Sr.
 OF-Julouis Lockhart, Crockett, Jr.
 DH-Tom Labbe, Graham, Jr.

2A

Semifinals
 Gilmer Harmony 6, De Leon 5 (8)
 Weimar 3, Pilot Point 1

Championship
 Weimar 8, Gilmer Harmony 0

All-Tournament
 P-Patrick Colon, Weimar, Jr.
 C-Lance Heger, Weimar, So.
 1B-Josh Pihoda, Weimar, Jr.
 2B-David Howard, Gilmer Harmony, Sr.
 3B-Chris Richards, De Leon, Sr.
 SS-Robert Sainz, Weimar, Sr.
 OF-Jared Barton, Weimar, Jr.
 OF-Billy Phillips, Gilmer Harmony, Jr.
 OF-Kris Sipe, Pilot Point, Sr.
 DH-Andy Ness, Pilot Point, Sr.

1A

Semifinals
 Spurger 2, Gorman 1
 Thorndale 5, Maud 0

Championship
 Thorndale 7, Spurger 5

All-Tournament
 P-Eric Hinistroza, Thorndale, Jr.
 C-Jason Spurlock, Spurger, Sr.
 1B-Nick Merz, Thorndale, Sr.
 2B-Donald Majors, Gorman, Sr.
 3B-Justin Simank, Thorndale, Sr.
 SS-Jason Simank, Thorndale, Sr.
 OF-Tom Bynum, Gorman, Sr.

OF-Marcus McCabe, Spurger, So.
 OF-Twone Simmons, Thorndale, Jr.
 DH-Michael Hatton, Spurger, Sr.

1995 (June 8-9) Disch-Faulk Field (UT), Austin (4A-5A) Nelson Stadium, Austin (3A) Burger Stadium, Austin (1A-2A)

5A
Semifinals
 Fort Bend Elkins 11, Corpus Christi Moody 6
 Lubbock Coronado 4, Grand Prairie 1

Championship
 Fort Bend Elkins 6, Lubbock Coronado 0

All-Tournament
 P-Brad Ralston, Lubbock Coronado, Sr.
 C-Benji Wooten, Fort Bend Elkins, Sr.
 1B-Kerry Wood, Grand Prairie, Sr.
 1B-Royce Huffman, Fort Bend Elkins, Sr.
 2B-Eric Nelson, Fort Bend Elkins, Sr.
 3B-Mike Peterson, Fort Bend Elkins, Sr.
 SS-Steven Truitt, Fort Bend Elkins, Jr.
 OF-Josh Ellis, Fort Bend Elkins, Sr.
 OF-Jim McCulley, Lubbock Coronado, Sr.
 OF-Mike Scarborough, Fort Bend Elkins, Sr.
 DH-Ricky Hernandez, Corpus Christi Moody, Sr.

4A

Semifinals
 Coppell 9, Nederland 4
 Lamesa 1, Corpus Christi Calallen 0

Championship
 Coppell 12, Lamesa 2 (6)

All-Tournament
 P-Josh Teare, Coppell, Jr.
 C-Sean Smith, Coppell, Jr.
 1B-Alvin Cantu, Lamesa, Sr.
 2B-Josh Florence, Coppell, Sr.

3B-Nathan Pannell, Coppell, So.
 SS-Brent Klostermann, Corpus Christi Calallen, Sr.
 OF-Rudy Fernandez, Lamesa, So.
 OF-Alan Roberts, Coppell, So.
 OF-Brent Tanner, Coppell, Jr.
 DH-Brent Smith, Coppell, Jr.

3A

Semifinals
 Hallettsville 11, Graham 0 (5)
 Luling 8, Gilmer 2

Championship
 Hallettsville 6, Luling 2

All-Tournament
 P-Frank Bludau, Hallettsville, Sr.
 C-Mike Bonewald, Hallettsville, Jr.
 1B-Mark Kelnar, Hallettsville, Sr.
 2B-Pat Carter, Luling, Sr.
 3B-John Holcomb, Luling, Sr.
 SS-Jeff Appelt, Hallettsville, So.
 OF-Eric Kalmus, Hallettsville, Sr.
 OF-Leonard Oerkins, Hallettsville, Sr.
 OF-Justin Thompson, Hallettsville, Sr.
 DH-Gilbert Ricarte, Luling, Sr.

2A

Semifinals
 East Bernard 10, Coahoma 3
 Pilot Point 1, Grand Saline 0

Championship
 East Bernard 14, Pilot Point 2 (5)

All-Tournament
 P-Russ Horton, Pilot Point, So.
 C-Jody Domel, East Bernard, Sr.
 1B-Clay Hudgins, East Bernard, Sr.
 2B-Blane Webb, Pilot Point, Jr.
 3B-Kyle Marik, East Bernard, So.
 SS-Shane Lechler, East Bernard, Sr.
 OF-Doug Grigar, East Bernard, Sr.
 OF-Rocky King, Coahoma, Sr.
 OF-Clark Moreno, East Bernard, Sr.
 OF-Trey Preisler, East Bernard, So.
 DH-Greg Kubes, East Bernard, Sr.

1A

Semifinals
 D'Hanis 7, Maud 5
 Corsicana Mildred 14, Loraine 4 (6)

Championship
 D'Hanis 7, Corsicana Mildred 4

All-Tournament
 P-Jacob Dominguez, D'Hanis, Sr.
 C-Jason Keller, D'Hanis, Sr.
 1B-Michael Finger, D'Hanis, Sr.
 2B-Scott Moffett, D'Hanis, Sr.
 3B-Joey Hanna, Corsicana Mildred, Sr.
 SS-Zachry Goodwin, Corsicana Mildred, So.
 OF-Pete Martinez, D'Hanis, So.
 OF-Henry Moncada, D'Hanis, So.
 OF-Roy Wilson, D'Hanis, Sr.
 DH-Chris Clausen, Corsicana Mildred, Jr.



1994 (June 10-11)
Disch-Faulk Field (UT), Austin (4A-5A)
Nelson Stadium, Austin (3A)
Burger Stadium, Austin (1A-2A)
5A

Semifinals
Corpus Christi Moody 13, Lubbock Monterey 3
Houston Bellaire 7, Lufkin 1

Championship
Houston Bellaire 2, Corpus Christi Moody 1

All-Tournament
P-Joe Luis Lopez, Corpus Christi Moody, Jr.
C-Trey Salinas, Corpus Christi Moody, Sr.
1B-Taylor Holladay, Houston Bellaire, Sr.
2B-Bryan Phillips, Houston Bellaire, So.
3B-Ricky Hernandez, Corpus Christi Moody, Jr.
SS-Danny Ledesma, Corpus Christi Moody, Jr.
OF-Chris DeLeon, Corpus Christi Moody, Sr.
OF-Travis Erard, Houston Bellaire, Sr.
OF-Mike Medina, Corpus Christi Moody, Jr.
DH-Garrett Long, Houston Bellaire, Jr.

4A

Semifinals
Big Spring 3, Brenham 2 (9)
Belton 9, Carthage 5 (8)

Championship
Belton 4, Big Spring 0

All-Tournament
P-Brock Rumfield, Belton, Sr.
C-Shawn Schumacher, Carthage, Sr.
1B-David Stroud, Belton, Sr.
2B-Shayne Drake, Belton, Sr.
3B-Adam Leggett, Carthage, Sr.
SS-Jason Regan, Belton, Sr.
OF-Darren Brinkley, Belton, Sr.
OF-Frankie Martinez, Big Spring, Sr.
OF-Kevin Mutscher, Brenham, Sr.
DH-John Oliva, Big Spring, Jr.

3A

Semifinals
Alpine 4, Hooks 2
Orange Grove 11, Robinson 1 (6)

Championship
Orange Grove 10, Alpine 0 (5)

All-Tournament
P-Ricky Sandate, Orange Grove, Sr.
C-Jeremy Pospech, Orange Grove, Sr.
1B-Will Klatt, Orange Grove, Sr.
2B-Troy Moses, Orange Grove, Sr.
3B-Tito Lopez, Orange Grove, Jr.
SS-Justin Welch, Hooks, Jr.
OF-Ruben Flores, Orange Grove, Sr.
OF-Paul Gonzales, Orange Grove, Sr.
OF-Russ Spencer, Hooks, Jr.
DH-Tim Jimenez, Alpine, Jr.

2A

Semifinals
Pineland West Sabine 5, Holliday 2
East Bernard 5, Palmer 3

Championship
East Bernard 5, Pineland West Sabine 0

All-Tournament

P-Shane Lechler, East Bernard, Jr.
C-Jody Domel, East Bernard, Jr.
1B-Blake Belcher, Holliday, Sr.
2B-Chris Polak, East Bernard, Jr.
3B-Dwight Hamilton, Pineland West Sabine, So.
SS-Eric Viktoria, East Bernard, Sr.
OF-Doug Grigar, East Bernard, Jr.
OF-Skylar Kowalick, Holliday, Sr.
OF-Demond Williams, Pineland West Sabine, Jr.
DH-Bryan Williams, Pineland West Sabine, So.

1A

Semifinals
Gunter 13, D'Hanis 3 (5)
Trinidad 7, Gorman 6 (9)

Championship
Gunter 9, Trinidad 4

All-Tournament
P-Don Mercado, Gunter, Jr.
C-Don Mauney, Gorman, Jr.
1B-Robby White, Trinidad, So.
2B-Rodney Pecina, Gunter, Jr.
3B-Juan Rodriguez, Gunter, Sr.
SS-Joey Mason, Trinidad, Sr.
OF-Shumara Jackson, Trinidad, Fr.
OF-Matt Johnson, Gunter, Fr.
OF-Joe Westman, Gunter, Jr.
DH-Lino Villanueva, Gunter, Fr.

Championship

Arlington Martin 8, Abilene Cooper 0
All-Tournament
P-Guillermo Foster, Arlington Martin, Sr.
C-Justin Batson, Arlington Martin, Sr.
1B-Matt Blank, Arlington Martin, Jr.
2B-Scott Sawyer, Arlington Martin, Sr.
3B-David Johnson, Arlington Martin, Sr.
SS-Johnny Hunter, Arlington Martin, Sr.
OF-Michael Chavez, Corpus Christi Carroll, So.
OF-Ben Grieve, Arlington Martin, Jr.
OF-Judge Roberts, Abilene Cooper, Sr.
OF-David Zamora, Corpus Christi Carroll, So.
DH-Eric Gibson, Abilene Cooper, Sr.

4A

Semifinals
Wolfforth Frenship 6, Corpus Christi Calallen 5
Mount Pleasant 4, El Campo 0

Championship
Mount Pleasant 3, Wolfforth Frenship 2

All-Tournament
P-Trent Abbott, Mount Pleasant, Jr.
C-Chris Aguilar, Corpus Christi Calallen, Sr.
1B-Cory McLaurin, Wolfforth Frenship, Sr.
2B-Michael Denson, Wolfforth Frenship, Sr.
3B-Brian Thomas, Mount Pleasant, Sr.
SS-Ray Stovall, Mount Pleasant, Sr.
OF-Rusty Dunavant, Mount Pleasant, Sr.
OF-Robby Hampton, Mount Pleasant, Jr.
OF-Donnie Hart, Wolfforth Frenship, So.



East Bernard - 1994 Conference 2A Baseball Champions

1993 (June 10-11)
Disch-Faulk Field (UT), Austin (4A-5A)
Nelson Stadium, Austin (3A)
Burger Stadium, Austin (1A-2A)
5A

Semifinals
Abilene Cooper 4, Alvin 3
Arlington Martin 8, Corpus Christi Carroll 3

OF-B.J. Krier, Wolfforth Frenship, Sr.
DH-Dan Saenz, Corpus Christi Calallen, Sr.

3A

Semifinals
Falfurrias 4, Hooks 3
Bellville 7, Iowa Park 0



Championship

Bellville 6, Falfurrias 2

All-Tournament

P-Chris Nolen, Bellville, Sr.
 C-Brian Noviskie, Bellville, Jr.
 1B-Greg Pawlak, Bellville, Sr.
 2B-J.R. Gutierrez, Falfurrias, Sr.
 3B-Rey Regalado, Falfurrias, So.
 SS-Justin Welch, Hooks, So.
 OF-J.R. Castillo, Falfurrias, Sr.
 OF-Sammie Cloud, Bellville, Sr.
 OF-Clint Kiemsteadt, Bellville, Sr.
 OF-Ryan Labay, Bellville, Sr.
 DH-Leonel Perez, Falfurrias, So.

2A

Semifinals

China Spring 5, New Deal 0
 Boling 4, Pattonville Prairiland 1

Championship

China Spring 13, Boling 0 (5)

All-Tournament

P-Jimmy Holcomb, China Spring, Sr.
 C-Jason Martinez, Boling, Sr.
 1B-Luke Gilliam, China Spring, Jr.
 2B-Greg Henry, China Spring, Jr.
 3B-David Singleton, Pattonville Prairiland, Sr.
 SS-Possum Uptmore, China Spring, Sr.
 OF-Nathan Self, China Spring, Jr.
 OF-Jeff Talkbert, China Spring, Jr.
 OF-James Tindell, China Spring, Jr.
 DH-Tommy Lyster, Boling, Sr.

1A

Semifinals

Ponder 5, Evadale 4
 Flatonia 3, Baird 2

Championship

Flatonia 2, Ponder 1

All-Tournament

P-Aaron Masek, Flatonia, So.
 C-Randy Crider, Ponder, Jr.
 1B-Shawn O'Toole, Evadale, Jr.
 2B-Jason Carter, Ponder, Sr.
 3B-Chris Freytag, Flatonia, So.
 SS-Jacob Olmos, Flatonia, Sr.
 OF-Robert Gantt, Ponder, Jr.
 OF-Lonnie Triplet, Flatonia, Jr.
 OF-Stephen Tucker, Ponder, Sr.
 OF-Jeff Williams, Flatonia, Jr.
 DH-Joey Hare, Evadale, So.
 DH-Calvin Joy, Baird, Jr.

1992 (June 11-12)

Disch-Faulk Field (UT), Austin (4A-5A)
Nelson Stadium, Austin (3A)
Burger Stadium, Austin (1A-2A)

5A

Semifinals

Freeport Brazoswood 10, El Paso Coronado 0 (6)
 South San Antonio 6, Lufkin 4

Championship

Freeport Brazoswood 5, South San Antonio 1

All-Tournament

P-Mark Senterfitt, Freeport Brazosport, Sr.
 C-Cory Gibson, Freeport Brazosport, Sr.
 1B-Danny Aguilar, South San Antonio, Sr.
 2B-Scott Merritt, Freeport Brazosport, Sr.
 3B-Jason Rendon, Freeport Brazosport, Sr.
 SS-Chad Blessing, Freeport Brazosport, Sr.
 OF-Chad Alexander, Lufkin, Sr.
 OF-Eric Atkins, Freeport Brazosport, Sr.
 OF-Marcos Soto, South San Antonio, Jr.
 DH-Brian Stone, Freeport Brazosport, Sr.

4A

Semifinals

Bridge City 6, Denison 5
 Robstown 8, Big Spring 4

Championship

Robstown 10, Bridge City 1

All-Tournament

P-Michael Guterrez, Robstown, Sr.
 C-Eric Johansson, Bridge City, Sr.
 1B-Taurus Rucker, Denison, So.
 2B-Jesse Garcia, Robstown, Sr.
 3B-Steve Velasquez, Robstown, Jr.
 SS-Robert Quintero, Robstown, Sr.
 OF-Gilbert Olivarez, Robstown, Jr.
 OF-Robert Rodriguez, Robstown, Sr.
 OF-Shannon Sanders, Bridge City, Sr.
 DH-Erik Brown, Denison, Sr.

3A

Semifinals

Bellville 3, Hallettsville 1
 Queen City 6, Graham 5

Championship

Queen City 4, Bellville 3

All-Tournament

P-Chris Nolen, Bellville, Jr.
 C-Jonathan Pozzi, Hallettsville, Jr.
 1B-Justin Burgess, Graham, Jr.
 2B-Dustin Hubbard, Bellville, Jr.
 3B-Phillip Hamilton, Queen City, Jr.
 SS-Clint Kiemsteadt, Bellville, Jr.
 OF-Gaylon Dixon, Queen City, Sr.
 OF-Klark Reynolds, Queen City, Sr.
 OF-P.W. Shifflett, Graham, Jr.
 DH-Jarvis Prim, Queen City, Jr.

2A

Semifinals

China Spring 5, Elkhart 3
 Shiner 3, Holliday 0

Championship

Shiner 5, China Spring 4

All-Tournament

P-Daniel Booker, Shiner, Sr.
 C-Randy Machacek, Shiner, Sr.
 1B-Justin Parker, Elkhart, Jr.
 2B-Jeff Tabor, China Spring, Sr.
 3B-Rupert Perez, Shiner, Jr.
 SS-Wayne Otto, Shiner, Sr.
 OF-Chad Kubecka, Shiner, Jr.
 OF-James Machacek, Shiner, So.
 OF-Jason Nerada, Shiner, Jr.
 DH-Jimmy Holcomb, China Spring, Jr.

1A

Semifinals

Valley Mills 6, Detroit 0
 Flatonia 8, Baird 0

Championship

Valley Mills 9, Flatonia 4

All-Tournament

P-Rodney Williams, Flatonia, Sr.
 C-Michael Sexton, Valley Mills, Sr.
 1B-Greg Scallion, Valley Mills, Jr.
 2B-Stephen Owens, Valley Mills, Sr.
 3B-Hobie Reich, Valley Mills, Jr.
 SS-Donnie Sadler, Valley Mills, So.
 OF-Chris Alvarado, Flatonia, So.
 OF-Cody Gibson, Valley Mills, Sr.
 OF-Jeff Williams, Flatonia, So.
 DH-Chris Freytag, Flatonia, Fr.

1991 (June 6-7)

Disch-Faulk Field (UT), Austin (4A-5A)
Nelson Stadium, Austin (3A)
Burger Stadium, Austin (1A-2A)

5A

Semifinals

League City Clear Creek 6, Northside Clark 5
 Klein Oak 2, Keller 1

Championship

League City Clear Creek 8, Klein Oak 2

All-Tournament

P-Justin Thompson, Klein Oak, Sr.
 C-Eric Silvas, League City Clear Creek, Sr.
 1B-Shawn Buhner, League City Clear Creek, Sr.
 2B-Nathan Weid, Klein Oak, So.
 3B-Pat Ryder, League City Clear Creek, Sr.
 SS-Aldo Velasquez, Northside Clark, Sr.
 OF-Chad Liddle, Klein Oak, Sr.
 OF-Reuben Samaha, League City Clear Creek, Sr.
 OF-Thomas Uptegrove, League City Clear Creek, Sr.
 DH-Jeff Suffron, League City Clear Creek, Jr.

4A

Semifinals

West Mesquite 8, West Orange-Stark 7
 Robstown 4, Crowley 3 (8)

Championship

Robstown 7, West Mesquite 6

All-Tournament

P-J.J. Velasquez, Robstown, Sr.
 C-Robert Cervantes, Robstown, Sr.
 1B-David Turkoly, West Mesquite, Sr.
 2B-Jesse Garcia, Robstown, Jr.
 3B-Michael Gutierrez, Robstown, Jr.
 SS-Charlie Salazar, Robstown, Sr.
 OF-Chris Byrd, West Mesquite, Jr.
 OF-Johnny Isom, Crowley, Sr.
 OF-Robert Rodriguez, Robstown, Jr.
 DH-Dion Ysassi, Robstown, Sr.

3A

Semifinals

Falfurrias 2, Buna 1
 Queen City 17, Fredericksburg 0

Championship

Falfurrias 5, Queen City 2



All-Tournament

P-J.R. Castillo, Falfurrias, So.
C-Chris Maldonado, Falfurrias, Jr.
1B-Sonny Perez, Falfurrias, Jr.
2B-Shad Parker, Queen City, Sr.
3B-Derek Pittman, Fredericksburg, Jr.
SS-Paul Barber, Queen City, Sr.
OF-Steven Stuewe, Fredericksburg, Sr.
OF-Leo Yzaguirre, Falfurrias, Sr.
OF-Marco Zuniga, Falfurrias, Sr.
DH-Brian Jones, Buna, Sr.

2A

Semifinals

Van Horn 7, Elkhart 4
Schulenburg 2, China Spring 0

Championship

Van Horn 7, Schulenburg 3

All-Tournament

P-Luckey Mendez, Van Horn, Sr.
C-Junior Seijas, Van Horn, So.
1B-David Stuckly, Schulenburg, Sr.
2B-Eleno Mendez, Van Horn, Sr.
3B-John Rivera, Van Horn, Jr.
SS-Manuel Carrillo, Van Horn, Sr.
OF-Roddy Durbin, Van Horn, Sr.
OF-Jason Krupala, Schulenburg, Sr.
OF-Joe Luis Sanchez, Van Horn, Jr.
DH-Joe Griffin, China Spring, Sr.

1A

Semifinals

Valley Mills 13, Eula 3 (5)
Gunter 6, D'Hanis 4 (9)

Championship

Valley Mills 10, Gunter 2

All-Tournament

P-Doug Scallion, Valley Mills, Sr.
C-Michael Sexton, Valley Mills, Jr.
1B-Travis Attaway, D'Hanis, Sr.
2B-Michael Bohannon, Valley Mills, Sr.
3B-Jason Hicks, Valley Mills, Sr.
SS-Donnie Sadler, Valley Mills, Fr.
OF-Cody Gibson, Valley Mills, Jr.
OF-Michael Pelley, Gunter, Sr.
OF-Randy Willingham, Eula, Fr.
DH-Andy Sadler, Valley Mills, Sr.

1990 (June 7-8)

Disch-Faulk Field (UT), Austin (4A-5A)
Nelson Stadium, Austin (3A)
Burger Stadium, Austin (1A-2A)

5A

Semifinals

Deer Park 7, Austin Westlake 6
Duncanville 1, Arlington Martin 0

Championship

Duncanville 6, Deer Park 5

All-Tournament

P-Todd Van Poppel, Arlington Martin, Sr.
C-Ralph Ross, Duncanville, Sr.
1B-Brooks Harrison, Deer Park, Sr.
2B-Ashley Chmylak, Deer Park, Sr.
3B-Drew Hickerson, Deer Park, Sr.
SS-Doug Durrwachter, Duncanville, Sr.
OF-Steve Gibraltar, Duncanville, Sr.
OF-Corey Pullig, Deer Park, So.
OF-Todd Ritchie, Duncanville, Sr.
DH-Jason Rathburn, Austin Westlake, Sr.

4A

Semifinals

Carthage 7, Andrews 1
Robstown 7, College Station A&M Consolidated 6

Championship

Carthage 9, Robstown 3

All-Tournament

P-Robin Trimble, Carthage, Sr.
C-Robert Cervantes, Robstown, Jr.
1B-Stephen Alexander, Carthage, Sr.
2B-Terrance Goree, Carthage, Jr.
3B-Jerome Jones, Carthage, Sr.
SS-Tim Harkrider, Carthage, Sr.
OF-Rey Gonzalez, Robstown, Sr.
OF-Carlos Olmeda, Robstown, Sr.
OF-Krishna Wall, Carthage, Jr.
DH-Andy Deuel, College Station A&M Consolidated, Sr.

3A

Semifinals

Southlake Carroll 4, Orangefield 3
Freer 2, Abilene Wylie 0

Championship

Freer 13, Southlake Carroll 11

All-Tournament

P-Junior Espinoza, Freer, Sr.
C-Colby Hoefar, Southlake Carroll, Sr.
1B-Brian Kellner, Southlake Carroll, Jr.
2B-Don Baldwin, Southlake Carroll, Sr.
3B-Todd Ford, Freer, Jr.
SS-Mario Moreno, Freer, Sr.
OF-Arnold Liquez, Freer, Sr.
OF-Craig Nimphius, Southlake Carroll, Sr.
OF-Brandon Sisco, Southlake Carroll, Jr.
DH-Jeff Granger, Orangefield, Sr.

2A

Semifinals

Holliday 11, Palmer 1 (6)
Gilmer Harmony 3, Schulenburg 1

Championship

Gilmer Harmony 8, Holliday 8

All-Tournament

P-Joey Hector, Gilmer Harmony, Sr.
C-Pat Schrum, Gilmer Harmony, Sr.
1B-Chad Caussey, Holliday, Fr.
2B-Jeremy Moss, Gilmer Harmony, Fr.
3B-Jeff Adams, Schulenburg, Jr.
SS-Rodney Stryk, Schulenburg, Sr.
OF-Russell Kuscinski, Holliday, Sr.
OF-Chris Shirley, Gilmer Harmony, Sr.
OF-Shane Still, Holliday, Sr.
DH-Dennis Russell, Schulenburg, Sr.

1A

Semifinals

Colmesneil 3, Maud 2
D'Hanis 3, Gorman 1

Championship

Colmesneil 5, D'Hanis 1

All-Tournament

P-Alex Davis, Colmesneil, Jr.
C-Ellison Davis, Colmesneil, Sr.
1B-Thomas Moye, Colmesneil, Jr.



Austin Westlake - 1984 Conference 4A Baseball Champions



2B-Modesto Rodriguez, D'Hanis, So.
 3B-Glen Brown, Colmesneil, Jr.
 SS-Ryan Rothe, D'Hanis, So.
 OF-John Dubose, Colmesneil, Jr.
 OF-Alvin Guerra, D'Hanis, Jr.
 OF-Gabriel Rodriguez, D'Hanis, Sr.
 DH-Gary Browning, Gorman, Sr.

1989 (June 8-9)
Disch-Faulk Field (UT), Austin (4A-5A)
Nelson Stadium, Austin (3A)
Burger Stadium, Austin (1A-2A)
5A

Semifinals
 Corpus Christi Carroll 5, Duncanville 4
 Fort Bend Dulles 8, Fort Worth Southwest 5
Championship
 Fort Bend Dulles 4, Corpus Christi Carroll 1
All-Tournament
 P-John Pizzitola, Fort Bend Dulles, Jr.
 C-Steve Bernal, Corpus Christi Carroll, Sr.
 1B-Daniel Bruffey, Fort Bend Dulles, Sr.
 2B-Chuck Wall, Fort Bend Dulles, Jr.
 3B-Chris Curtis, Duncanville, Sr.
 SS-Robert DeLeon, Fort Bend Dulles, Sr.
 OF-Mario Garza, Corpus Christi Carroll, Sr.
 OF-Bart Morris, Corpus Christi Carroll, Sr.
 OF-Scott Perkins, Fort Bend Dulles, Jr.
 DH-Greg Gladney, Corpus Christi Carroll, Sr.

4A
Semifinals
 Paris 5, Leander 4 (8)
 Austin Anderson 6, Brenham 4 (8)
Championship
 Paris 11, Austin Anderson 8
All-Tournament
 P-Jack Ford, Paris, Sr.
 C-Eric Blease, Paris, Sr.
 1B-Jason Stephens, Paris, Fr.
 2B-Michael Johnson, Paris, Sr.
 3B-Brandy Draper, Paris, Sr.
 SS-Sean Quintana, Austin Anderson, Sr.
 OF-Sean Cooper, Brenham, Sr.
 OF-Kyle Stroh, Austin Anderson, Sr.
 OF-Steven Walker, Paris, Jr.
 DH-Joel Wellman, Brenham, Sr.

3A
Semifinals
 Sinton 7, Texarkana Pleasant Grove 5
 San Augustine 9, Llano 6
Championship
 Sinton 2, San Augustine 1
All-Tournament
 P-Jaime Sepeda, Sinton, Sr.
 C-Abbott Clack, San Augustine, Sr.
 1B-Forrest Ogelsbee, San Augustine, Sr.
 2B-Graig Hesseltine, Sinton, Sr.
 3B-Cody Gildon, Texarkana-Pleasant Grove, So.
 SS-Mike Brascom, Llano, Jr.
 OF-Kenny Tipton, Texarkana-Pleasant Grove, Jr.
 OF-Andy Villasana, Sinton, Jr.
 OF-Daniel Waldrip, Llano, Sr.

DH-Davey Conn, Sinton, Sr.

2A
Semifinals
 China Spring 5, Yorktown 4
 Shelbyville 7, Hamilton 2
Championship
 China Spring 4, Shelbyville 3
All-Tournament
 P-Joe Daw, Shelbyville, Sr.
 C-Richard Grissom, Shelbyville, Jr.
 1B-Michael Taylor, Shelbyville, Sr.
 2B-Ronnie Belrose, Shelbyville, Jr.
 3B-Johnny Jackson, China Spring, Sr.
 SS-Cory Beckham, China Spring, So.
 OF-Clark Cawthon, China Spring, Sr.
 OF-Terry Pendergrass, China Spring, Jr.
 OF-Tim Strieber, Yorktown, Sr.

1A
Semifinals
 Pettus 7, Petrolia 0
 Maud 10, Colmesneil 3
Championship
 Maud 6, Pettus 1
All-Tournament
 P-Joey Missildine, Maud, Sr.
 1B-Swain Barker, Colmesneil, So.
 2B-Phil Bush, Pettus, Sr.
 3B-Wade Thornton, Petrolia, Jr.
 SS-Richard Vasquez, Pettus, Sr.
 OF-Daniel Martin, Maud, Sr.
 OF-Steve Mathis, Maud, Sr.
 OF-Derek Sartin, Maud, Sr.
 DH-Joey Ingram, Maud, Sr.

1988 (June 9-10)
Disch-Faulk Field (UT), Austin (4A-5A)
Nelson Stadium, Austin (3A)
Burger Stadium, Austin (1A-2A)
5A

Semifinals
 Round Rock Westwood 3, Houston Clear Lake 2
 Abilene Cooper 4, Eagle Pass 3
Championship
 Abilene Cooper 7, Round Rock Westwood 4
All-Tournament
 P-Jason Satre, Abilene Cooper, Sr.
 C-Kyle Heller, Abilene Cooper, Jr.
 1B-Jamie Misko, Round Rock Westwood, Sr.
 2B-Chris Pool, Round Rock Westwood, Sr.
 3B-Ramon Moreno, Abilene Cooper, Sr.
 SS-Travis Williams, Round Rock Westwood, Sr.
 OF-Phillip Carpenter, Abilene Cooper, Sr.
 OF-David Chisum, Eagle Pass, Jr.
 OF-Pat Gabriel, Houston Clear Lake, Sr.
 DH-Tom Lueck, Round Rock Westwood, Jr.

4A
Semifinals
 Waxahachie 9, Robstown 3
 Brenham 6, Canyon 4 (8)
Championship
 Brenham 11, Waxahachie 5

All-Tournament
 P-Jon Peters, Brenham, Jr.
 C-John Rodgers, Waxahachie, Jr.
 1B-Joe Volentine, Waxahachie, Sr.
 2B-Jason Roach, Canyon, Sr.
 3B-Todd Albracht, Canyon, Sr.
 SS-David Woodward, Waxahachie, Sr.
 OF-Jahn Finke, Brenham, Sr.
 OF-Steve Murphree, Waxahachie, Sr.
 OF-John Schulte, Brenham, So.
 DH-Erik Thompson, Waxahachie, So.

3A
Semifinals
 Sinton 7, Wylie 2
 Waco La Vega 5, Bellville 4
Championship
 Sinton 4, Waco La Vega 0
All-Tournament
 P-Jaime Sepeda, Sinton, Jr.
 C-Willie Medlock, Sinton, Sr.
 1B-Tony Martino, Sinton, Sr.
 2B-Freddie Gonzales, Waco La Vega, Jr.
 3B-Jason Wickel, Bellville, Jr.
 SS-Richard Salinas, Sinton, Jr.
 OF-John Abel, Waco La Vega, So.
 OF-Joe Henry Doria, Sinton, Jr.
 OF-Andy Villasana, Sinton, So.
 DH-Davy Conn, Sinton, Jr.

2A
Semifinals
 Shelbyville 4, Pottsboro 1 (8)
 Blanco 6, Holliday 4 (8)
Championship
 Shelbyville 11, Blanco 1 (6)
All-Tournament
 P-Brad Hughes, Shelbyville, Fr.
 C-Richard Grissom, Shelbyville, So.
 1B-Michael Taylor, Shelbyville, Jr.
 2B-Eddie Calzocit, Blanco, Sr.
 3B-Matt Mathews, Shelbyville, Sr.
 SS-Robert Upshaw, Blanco, Sr.
 OF-Chris Cox, Shelbyville, Sr.
 OF-Matt Malone, Blanco, So.
 OF-Ken Williams, Pottsboro, Jr.
 DH-Brent Hughes, Shelbyville, Fr.

1A
Semifinals
 Maud 10, Follett 6
 Apple Springs 10, Crawford 7
Championship
 Apple Springs 11, Maud 6
All-Tournament
 P-Wilbert Denning, Apple Springs, Sr.
 C-Glen McMullen, Apple Springs, Jr.
 1B-Aaron Slider, Maud, So.
 2B-Bryan Hathorn, Apple Springs, Sr.
 3B-Gary Lee, Maud, Jr.
 SS-Claude Stewart, Apple Springs, Sr.
 OF-Stacy Henderson, Apple Springs, Jr.
 OF-Rod Spencer, Apple Springs, Jr.
 OF-Keith Stewart, Apple Springs, Jr.



1987 (June 11-12)

Disch-Faulk Field (UT), Austin (4A-5A)

Nelson Stadium, Austin (3A)

Burger Stadium, Austin (1A-2A)

5A

Semifinals

San Antonio MacArthur 3, Plano East 2

Abilene Cooper 1, Galena Park North Shore 0

Championship

Abilene Cooper 13, San Antonio MacArthur 3 (6)

All-Tournament

P-Jason Satre, Abilene Cooper, Jr.

C-Kirk Piskor, Plano East, Jr.

1B-Scotty Pugh, Abilene Cooper, So.

2B-Chris Feris, Abilene Cooper, Sr.

3B-Mike Jacobsen, San Antonio MacArthur, Sr.

SS-Curt Putsche, San Antonio MacArthur, Jr.

OF-Jay Estes, Abilene Cooper, Sr.

OF-Robert McAdams, Abilene Cooper, Sr.

OF-David Tollison, Abilene Cooper, Sr.

DH-Pete Leiningner, San Antonio MacArthur, Sr.

4A

Semifinals

White Settlement Brewer 8, Powdery North Lamar 1

Brenham 5, Robstown 2

Championship

Brenham 12, White Settlement Brewer 3

All-Tournament

P-Jon Peters, Brenham, So.

C-Matt Fisher, Brenham, Jr.

1B-Allen Rosenbaum, Brenham, Sr.

2B-James Nix, Brenham, So.

3B-Kenny Stavenhaven, White Settlement Brewer, Sr.

SS-Chad Fleming, Powdery North Lamar, So.

OF-Shawn Hammack, White Settlement Brewer, So.

OF-John Finke, Brenham, Jr.

OF-Michael Watts, Brenham, Sr.

DH-Jahn Schulte, Brenham, Fr.

3A

Semifinals

San Augustine 4, Waco La Vega 1

Hooks 5, La Grange 0

Championship

San Augustine 6, Hooks 4

All-Tournament

P-Steve Hughes, San Augustine, Sr.

C-Michael Moore, San Augustine, Sr.

1B-Scott Wilburn, San Augustine, Jr.

2B-Shane Halter, Hooks, Jr.

3B-Jeremy Boyd, San Augustine, Jr.

SS-Phil Thomas, Hooks, Sr.

OF-Ben Boyd, La Grange, Sr.

OF-Jeff Eberlan, San Augustine, Jr.

OF-Rodney Kana, La Grange, Sr.

DH-Jessie Valdez, Waco La Vega, Jr.

2A

Semifinals

Three Rivers 2, Holliday 1

China Spring 2, Diana New Diana 0

Championship

China Spring 6, Three Rivers 0

All-Tournament

P-Johnny Jackson, China Spring, So.

C-Gary Henry, China Spring, Sr.

1B-David Stone, China Spring, Sr.

2B-Mike Barrett, China Spring, Sr.

3B-Dino Mazzola, China Spring, Sr.

SS-Jon Gryseels, Three Rivers, Jr.

OF-Scott Broyles, Holliday, Sr.

OF-Steve Garza, Three Rivers, So.

OF-Brad Talbert, China Spring, Jr.

1A

Semifinals

Burton 11, Lefors 1 (5)

High Island 5, Savoy 1

Championship

Burton 7, High Island 4

All-Tournament

P-Dwayne Mathis, Burton, Sr.

C-William Eckert, Burton, Jr.

1B-Kenneth Broesche, Burton, Sr.

2B-Jason Hauerland, Burton, So.

3B-Clifton George, High Island, Sr.

SS-Rodney Roehling, Burton, So.

OF-Todd Kahla, High Island, Sr.

OF-Keith Schmidt, Burton, So.

OF-Kurt Sunderhuse, Burton, Jr.

DH-Johann McGowan, Burton, So.

1986 (June 12-13)

Disch-Faulk Field (UT), Austin (4A-5A)

Nelson Stadium, Austin (3A)

Burger Stadium, Austin (1A-2A)

5A

Semifinals

Round Rock Westwood 2, Arlington 0

Houston Bellaire 6, Victoria Stroman 5

Championship

Houston Bellaire 7, Round Rock Westwood 4

All-Tournament

P-Wade Inman, Round Rock Westwood, Sr.

C-Fred Hinojosa, Houston Bellaire, Sr.

1B-Boyd Trolinger, Houston Bellaire, Sr.

2B-Ben Austin, Houston Bellaire, Sr.

3B-Travis Williams, Round Rock Westwood, So.

SS-Manuel Rodriguez, Victoria Stroman, Sr.

OF-Ross Grones, Victoria Stroman, Sr.

OF-Mark Klein, Houston Bellaire, Jr.

OF-Steve Sondock, Houston Bellaire, Sr.

DH-Joe Garcia, Victoria Stroman, Sr.

4A

Semifinals

Mercedes 2, Austin Westlake 1 (8)

Brenham 10, Snyder 0 (6)

Championship

Brenham 6, Mercedes 1

All-Tournament

P-David Crowson, Brenham, Sr.

P-Jon Peters, Brenham, Fr.

C-Matt Fisher, Brenham, So.

1B-Tod Arrington, Austin Westlake, Jr.

2B-Michael Thane, Brenham, Sr.

3B-David Crowson, Brenham, Sr.

SS-Arnold Ramirez, Mercedes, Sr.

OF-Chris Graves, Brenham, Sr.

OF-Larry Morales, Mercedes, Sr.

OF-Carl Sullivan, Brenham, Sr.

DH-Michael Watts, Brenham, Jr.

3A

Semifinals

Pattonville Prairiland 8, Castroville Medina Valley 6

Brownfield 7, Sealy 6

Championship

Pattonville Prairiland 7, Brownfield 4

All-Tournament

P-Jack Kindle, Pattonville Prairiland, Fr.

P-Scott Scudder, Pattonville Prairiland, Sr.

C-John Dusenberry, Pattonville Prairiland, Sr.

1B-Scott Scudder, Pattonville Prairiland, Sr.

2B-Joel Ballard, Pattonville Prairiland, Sr.

3B-Chris Sparks, Pattonville Prairiland, Sr.

SS-Danny Garza, Brownfield, Jr.

OF-Craig Burns, Pattonville Prairiland, Sr.

OF-Mike Connot, Pattonville Prairiland, Sr.

OF-Wayne Stanford, Sealy, Sr.

2A

Semifinals

Riviera Kaufer 3, Diana New Diana 0

Frankston 6, Coppell 5 (8)

Championship

Riviera Kaufer 10, Frankston 2

All-Tournament

P-Todd Hotz, Riviera Kaufer, Sr.

C-Keith Ellis, Frankston, Jr.

1B-Steve Vincent, Riviera Kaufer, Jr.

2B-Eloy Silguero, Riviera Kaufer, Jr.

3B-Ken Fregia, Riviera Kaufer, Fr.

SS-Rodney Hatton, Frankston, Jr.

OF-Victor Castillo, Riviera Kaufer, Sr.

OF-Nito Serna, Riviera Kaufer, Sr.

OF-Brent Welch, Frankston, Sr.

1A

Semifinals

Archer City 14, Salado 9

Colmesneil 3, Gorman 2

Championship

Colmesneil 11, Archer City 1 (5)

All-Tournament

P-Jerry Dubose, Colmesneil, Sr.

C-DeWayne Broussard, Colmesneil, Sr.

1B-Alan Davis, Colmesneil, Sr.

2B-Scott Gessett, Gorman, So.

3B-Shane Weaver, Archer City, Sr.

SS-James Broussard, Colmesneil, Jr.

OF-Jim Crews, Colmesneil, Sr.

OF-Curtis Daniels, Colmesneil, Sr.

OF-Brent McCallum, Salado, Jr.



1985 (June 6-7)
Disch-Faulk Field (UT), Austin (4A-5A)
Nelson Stadium, Austin (3A)
Burger Stadium, Austin (1A-2A)
5A

Semifinals
 Pasadena Rayburn 8, Lubbock Monterey 2
 Victoria Strohman 6, North Garland 3
Championship
 Victoria Strohman 3, Pasadena Rayburn 0
All-Tournament
 P-Bruce Aguilar, Pasadena Rayburn, Sr.
 C-David Hawkins, Victoria Stroman, Sr.
 1B-Greg Kobza, Victoria Stroman, Jr.
 2B-Manual Alvarado, Victoria Stroman, Sr.
 3B-Edwin Bell, Victoria Stroman, Sr.
 SS-Bubba Augustine, Pasadena Rayburn, Sr.
 OF-Mike Morman, Pasadena Rayburn, Sr.
 OF-Carl Myers, North Garland, Sr.
 OF-Richard Valenzuela, Victoria Stroman, Sr.
 DH-Ross Grones, Victoria Stroman, Jr.

OF-Scott Wagner, Comal Canyon, Jr.
 DH-Gary Edwards, Comal Canyon, Sr.
 DH-Noria Townsel, DeSoto, Sr.

3A

Semifinals
 Sweeny 13, Graham 5
 Linden-Kildare 13, Poteet 5
Championship
 Sweeny 6, Linden-Kildare 3
All-Tournament
 P-Bret Simpson, Sweeny, Jr.
 C-Scott Surratt, Linden-Kildare, Jr.
 1B-Jim Carter, Graham, Sr.
 2B-Greg Mitchell, Sweeny, Jr.
 3B-Matthew Fitts, Linden-Kildare, Sr.
 SS-Brian Cave, Linden-Kildare, Sr.
 OF-Ricky Epps, Linden-Kildare, Sr.
 OF-Mike McGuire, Sweeny, So.
 OF-Marty Pate, Linden-Kildare, Jr.
 DH-David Harrison, Sweeny, Sr.

1A

Semifinals
 Colmesneil 14, Gunter 4 (6)
 Fayetteville 7, Abbott 2
Championship
 Colmesneil 12, Fayetteville 0 (5)
All-Tournament
 P-Jerry Dubose, Colmesneil, Jr.
 C-Troy Graham, Colmesneil, Sr.
 1B-Al Davis, Colmesneil, Jr.
 2B-Chris Maroul, Abbott, Fr.
 3B-DeWayne Broussard, Colmesneil, Jr.
 SS-Kyle Russell, Colmesneil, Sr.
 OF-Jim Crews, Colmesneil, Jr.
 OF-Joe Kulhanek, Fayetteville, Sr.
 DH-Lewis Burns, Colmesneil, So.

1984 (June 7-8)
Disch-Faulk Field (UT), Austin (4A-5A)
Burger Stadium, Austin (1A-3A)
5A


Semifinals
 Freeport Brazosport 7, Pearland 2
 Cy-Fair 1, Lubbock Monterey 0
Championship
 Freeport Brazosport 5, Cy-Fair 3
All-Tournament
 P-Gary Robertson, Cy-Fair, Sr.
 C-Dale Funk, Brazoswood, Sr.
 1B-Jay Kirby, Cy-Fair, Jr.
 2B-Kevin Garner, Brazoswood, Sr.
 3B-Tim Hermann, Cy-Fair, Sr.
 SS-Harry Cornier, Brazoswood, Jr.
 OF-Billy Lance, Lubbock Monterey, Sr.
 OF-Bryan Osterhaus, Cy-Fair, Sr.
 OF-Roy Tomlinson, Brazoswood, Sr.
 DH-Tim Good, Brazoswood, Sr.

4A

Semifinals
 DeSoto 4, Comal Canyon 0
 Austin Westlake 12, Everman 2
Championship
 Austin Westlake 9, DeSoto 3
All-Tournament
 P-David Brown, Austin Westlake, Sr.
 C-Bret Cappelman, Comal Canyon, Jr.
 1B-Steve Spear, Austin Westlake, Sr.
 2B-Jon Lee, Austin Westlake, Sr.
 3B-Jim Pogue, DeSoto, Jr.
 SS-Steve Betha, Austin Westlake, Jr.
 OF-David Gruber, Austin Westlake, Jr.
 OF-Mike Humphreys, DeSoto, Jr.
 OF-Richard Leigh, DeSoto, Sr.
 DH-Judd Arrington, Austin Westlake, Fr.

3A

Semifinals
 Odem 6, Linden-Kildare 4
 Lake Worth 5, Lufkin Hudson 1
Championship
 Odem 13, Lake Worth 8
All-Tournament
 P-David Garcia, Odem, Jr.



DeSoto - 1985 Conference 4A Baseball State Champions

4A

Semifinals
 DeSoto 5, Andrews 2
 Comal Canyon 10, Jasper 7
Championship
 DeSoto 7, Comal Canyon 2
All-Tournament
 P-Steve Foster, DeSoto, Sr.
 C-Bret Cappelman, Comal Canyon, Sr.
 1B-Robert Irion, DeSoto, Sr.
 2B-Michael Vinson, DeSoto, Jr.
 3B-Jim Pogue, DeSoto, Sr.
 SS-Brad Campbell, Comal Canyon, Jr.
 OF-Mike Humphreys, DeSoto, Sr.
 OF-Michael Nast, DeSoto, Sr.
 OF-Donald Porter, DeSoto, So.

2A

Semifinals
 Coppell 7, Rains 1
 Riviera Kaufer 10, Gilmer Harmony 1
Championship
 Riviera Kaufer 8, Coppell 1
All-Tournament
 P-Shawn Ray, Riveria Kaufer, Sr.
 C-Raymond Arguijo, Riveria Kaufer, Sr.
 1B-Todd Hotz, Riveria Kaufer, Jr.
 2B-Brian Houser, Coppell, Jr.
 3B-Bubba Catchings, Riveria Kaufer, Sr.
 SS-James Kraatz, Riveria Kaufer, Sr.
 OF-Eric Jackson, Coppell, Jr.
 OF-Buddy Naranjo, Riveria Kaufer, Fr.
 OF-Nito Serna, Riveria Kaufer, Jr.



C-Victor Nino, Odem, Jr.
1B-Matt Weaver, Lake Worth, Jr.
2B-Jerry Adamez, Odem, Sr.
3B-David Garcia, Odem, Jr.
SS-Daniel Weaver, Lake Worth, So.
OF-Miguel Gutierrez, Odem, Jr.
OF-Marlin Jordan, Odem, Jr.
OF-Curtis Maloney, Linden-Kildare, Sr.
DH-Tim Holzschuh, Lake Worth, Jr.

2A

Semifinals
Ore City 4, Frisco 2
Dripping Springs 7, Huntington 2
Championship
Ore City 5, Dripping Springs 4
All-Tournament
P-Don Childs, Dripping Springs, So.
C-Mark Motley, Ore City, Sr.
1B-Pat Leonard, Dripping Springs, So.
2B-Jerry Shipp, Ore City, Jr.
3B-Brent Whitsell, Frisco, Sr.
SS-Domingo Salazar, Dripping Springs, Jr.
OF-Russell Aldridge, Ore City, Jr.
OF-Troy Burkland, Dripping Springs, Jr.
OF-Otto Waddles, Dripping Springs, Sr.

1A

Semifinals
Prosper 12, Lingleville 2 (5)
Runge 4, Apple Springs 3
Championship
Prosper 18, Runge 7
All-Tournament
P-Augie Rodriguez, Runge, Fr.
C-Mike Mendoza, Runge, So.
1B-Derek Stansell, Prosper, Sr.
2B-Roger Ricketts, Prosper, Sr.
3B-Jimbo Smotherman, Prosper, Sr.
SS-Tim James, Prosper, Sr.
OF-Richard Furr, Prosper, Sr.
OF-Chris Tolleson, Prosper, Sr.
OF-Danny Webb, Prosper, Sr.
DH-Glenn Cashon, Prosper, Jr.

**1983 (June 9-10)
Disch-Faulk Field (UT), Austin (4A-5A)
Burger Stadium, Austin (1A-3A)**

5A

Semifinals
Corpus Christi Moody 4, El Paso Burges 1
Port Arthur Jefferson 1, Klein 0
Championship
Port Arthur Jefferson 6, Corpus Christi Moody 1
All-Tournament
P-Xavier Hernandez, Port Arthur Jefferson, Sr.
C-Julian Mondragon, Corpus Christi Moody, Jr.
1B-David Matt, Port Arthur Jefferson, Sr.
2B-Mitch Gaspard, Port Arthur Jefferson, Sr.
3B-Trace Hammond, Port Arthur Jefferson, So.
SS-Craig Stump, Port Arthur Jefferson, Sr.
OF-Paddy Doyle, Port Arthur Jefferson, Sr.
OF-Richard Supnet, El Paso Burges, Sr.
OF-Leo Zarate, Corpus Christi Moody, Sr.

DH-Sonny Colunga, Corpus Christi Moody, Sr.

4A

Semifinals
Snyder 4, New Braunfels 3
DeSoto 3, Austin Westlake 2
Championship
Snyder 13, DeSoto 4
All-Tournament
P-Dirk Tidwell, Austin Westlake, Sr.
C-Johnny Overton, Snyder, Sr.
C-Troy Willis, DeSoto, Sr.
1B-Robert Irion, DeSoto, So.
2B-Casey Peterson, Snyder, Sr.
3B-Charles Bollinger, Snyder, So.
SS-Brent Roelisch, Snyder, Sr.
OF-Richard Leigh, DeSoto, Jr.
OF-Jeff Reeh, New Braunfels, Jr.
OF-Jeff Ward, Austin Westlake, Sr.

3A

Semifinals
Kenedy 5, Alvarado 4 (8)
La Grange 6, Gladewater 2
Championship
Kenedy 3, La Grange 2
All-Tournament
P-Danny Reyna, Kenedy, Jr.
C-Chris Mudd, La Grange, Jr.
1B-Larry Smith, Kenedy, Sr.
2B-Jerry Garcia, Kenedy, Jr.
2B-Mike Sharp, La Grange, Sr.
3B-Craig Prause, La Grange, Jr.
SS-Paul Sotelo, Kenedy, Sr.
OF-Phil Harris, Alvarado, Jr.
OF-Randall Hartsfield, Kenedy, Jr.
DH-Roland Nunez, Kenedy, Jr.

2A

Semifinals
Gladewater Union Grove 8, Troy 2
Pollok Central 5, Southlake Carroll 1
Championship
Pollok Central 9, Gladewater Union Grove 1
All-Tournament
P-Adrian Neal, Pollok Central, So.
C-Roy Westbrook, Pollok Central, So.
1B-Clay Parker, Pollok Central, Sr.
2B-Mat Morgan, Gladewater Union Grove, So.
3B-Andy Altman, Gladewater Union Grove, Sr.
SS-Charlie McClendon, Pollok Central, Sr.
OF-Mike Scott, Gladewater Union Grove, Sr.
OF-Mike Thigpen, Pollok Central, Sr.
OF-David Wesley, Pollok Central, So.

1A

Semifinals
Cayuga 5, Prosper 1
Valley Mills 6, Windthorst 1
Championship
Valley Mills 12, Cayuga 0 (5)
All-Tournament
P-Tim Vannata, Valley Mills, Sr.
C-Mike Barnett, Valley Mills, Sr.
1B-Todd Gibson, Valley Mills, Sr.

2B-Johnny Carroll, Cayuga, Jr.
3B-Jimmy Conner, Cayuga, Jr.
SS-Danny Vannata, Valley Mills, Jr.
OF-Alan Duncan, Cayuga, Sr.
OF-Jason HOF-fman, Windthorst, Sr.
OF-Billy Sadler, Valley Mills, So.

**1982 (June 10-11)
Disch-Faulk Field (UT), Austin (4A-5A)
Burger Stadium, Austin (1A-3A)**

5A

Semifinals
Houston Sharpstown 3, Texarkana Texas 0
Fort Worth Southwest 3, San Antonio Jefferson 2
Championship
Houston Sharpstown 8, Fort Worth Southwest 7 (10)
All-Tournament
P-Greg Swindell, Houston Sharpstown, Jr.
C-Darrin Roberts, Fort Worth Southwest, Sr.
1B-Rusty Richards, Houston Sharpstown, Jr.
2B-Jerry Hammond, Houston Sharpstown, Sr.
3B-Mike Malinak, Houston Sharpstown, Jr.
SS-Robby Bolinger, Fort Worth Southwest, Jr.
OF-Mike Ellington, Fort Worth Southwest, Sr.
OF-David Kripple, Fort Worth Southwest, Jr.
OF-Mike Shoemake, Houston Sharpstown, Jr.
DH-Keith Troutman, Houston Sharpstown, Sr.

4A

Semifinals
El Campo 8, Lubbock Estacado 3
Weatherford 5, Austin Westlake 3
Championship
El Campo 9, Weatherford 7
All-Tournament
P-Barry Smith, El Campo, Sr.
C-DeWayne Slughter, Lubbock Estacado, Sr.
1B-Dodd Johnson, Austin Westlake, Sr.
2B-Greg Swoboda, El Campo, Jr.
3B-Jack Holladay, Weatherford, Jr.
SS-Darrell Harton, El Campo, Sr.
OF-Scotty George, Weatherford, Jr.
OF-Tim Parma, El Campo, Jr.
OF-Todd Stepan, El Campo, Fr.

3A

Semifinals
Crockett 4, Wylie 3
Midlothian 7, Kenedy 4
Championship
Crockett 8, Midlothian 6
All-Tournament
P-Troy Bolton, Crockett, Jr.
C-Buch Lucas, Crockett, Sr.
1B-David Weatherford, Midlothian, Sr.
2B-John Frederick, Crockett, Sr.
3B-Troy Bolton, Crockett, Jr.
SS-Isiah Clark, Crockett, So.
OF-Randall Hartsfield, Kenedy, So.
OF-Harold Mapes, Midlothian, Sr.
OF-Ronald Mask, Crockett, Jr.
DH-Dale Ray, Midlothian, Jr.



2A

Semifinals

Southlake Carroll 5, Riviera Kaufer 3
Pineland West Sabine 5, Pottsboro 3

Championship

Southlake Carroll 7, Pineland West Sabine 3

All-Tournament

P-Sam Booker, Southlake Carroll, Sr.
C-Joey Schoenfeld, Riviera Kaufer, Jr.
1B-Jeff Fix, Southlake Carroll, Sr.
2B-Tito Franco, Southlake Carroll, Jr.
3B-Doug Welch, West Sabine, Sr.
SS-Rod Venner, Southlake Carroll, Jr.
OF-Bric Burrows, Southlake Carroll, Jr.
OF-Tony Hunt, West Sabine, Jr.
OF-Keith McClelland, West Sabine, Jr.

1A

Semifinals

Palm 4, Krum 1
Burton 18, Prosper 5 (6)

Championship

Palmer 11, Burton 4

All-Tournament

P-Wayne Mathis, Palmer, Sr.
C-Wesley Holloway, Burton, Sr.
1B-Russell Steele, Palmer, Sr.
2B-Todd Felder, Burton, Sr.
3B-Bill Hartley, Palmer, Fr.
SS-Dennis Robinson, Palmer, Sr.
OF-John Bryson, Prosper, Sr.
OF-John Gould, Palmer, Sr.
OF-Derald Watson, Burton, So.
DH-Barry Clearman, Krum, Jr.

1981 (June 11-12)
Disch-Faulk Field (UT), Austin (4A-5A)
Burger Stadium, Austin (1A-3A)

5A

Semifinals

Lubbock Monterey 11, Nacogdoches 4
Pearland 5, Converse Judson 0

Championship

Lubbock Monterey 7, Pearland 3

All-Tournament

P-John Dempsey, Pearland, Sr.
C-Jeff DeWillis, Pearland, Jr.
1B-David Chamness, Converse Judson, Sr.
2B-Carl Mikeska, Pearland, Sr.
3B-Bryan Lee, Nacogdoches, Sr.
SS-Shawn McClain, Lubbock Monterey, Sr.
OF-David Faulkner, Lubbock Monterey, Sr.
OF-Doug Hatch, Lubbock Monterey, Jr.
OF-Scott Reid, Lubbock Monterey, Sr.
DH-Mark Venable, Lubbock Monterey, Sr.

4A

Semifinals

South San Antonio West 10, McKinney 2
Lubbock Estacado 2, Hewitt Midway 1

Championship

South San Antonio West 3, Lubbock Estacado 2

All-Tournament

P-Joe Williamson, South San Antonio West, Sr.



Houston Bellaire - 1971 Conference 4A Baseball Champions

C-Scott Reinhard, South San Antonio West, Sr.
1B-Marty Manzi, South San Antonio West, So.
2B-Pito Garcia, South San Antonio West, Sr.
3B-Floyd Haman, South San Antonio West, Sr.
SS-Ty Harrington, Hewitt Midway, So.
OF-Michael Sykes, Lubbock Estacado, Jr.
OF-Ricky Walker, South San Antonio West, Sr.
OF-David Watts, South San Antonio West, Fr.
DH-James Canty, South San Antonio West, Sr.

1B-Pat Hajek, Shiner, Sr.
2B-Rodney Kalich, Shiner, Sr.
3B-Mark Wenske, Shiner, Sr.
SS-Glen Dolezal, Shiner, Jr.
OF-Charles Gordon, Waskom, Jr.
OF-Keith McCrary, Gladewater Union Grove, Jr.
OF-Pat Seidenberger, Shiner, Sr.
DH-Kenneth Jackson, Waskom, Sr.

3A

Semifinals

Somerset 6, Pflugerville 4 (8)
Bowie 2, Brownsboro 0

Championship

Somerset 5, Bowie 2

All-Tournament

P-Ricky Cruz, Somerset, Jr.
C-Rickey Guzman, Somerset, Jr.
1B-Larry Hernandez, Somerset, Sr.
2B-Mark Mares, Somerset, Sr.
3B-Randy Roberts, Pflugerville, Sr.
SS-Matt Hill, Bowie, Jr.
OF-Robbie Lancaster, Bowie, Sr.
OF-Mark Rankin, Bowie, Sr.
OF-Ronnie Worley, Somerset, Jr.
DH-Robert Worley, Somerset, Jr.

2A

Semifinals

Shiner 13, Gladewater Union Grove 6
Waskom 9, Pottsboro 7

Championship

Shiner 3, Waskom 2 (8)

All-Tournament

P-Kenneth Machacek, Shiner, Jr.
C-Tom Ceci, Pottsboro, So.

1A

Semifinals

Bremond 6, Follett 2
Palmer 12, Harleton 7

Championship

Bremond 13, Palmer 3 (5)

All-Tournament

P-Denny Roberts, Bremond, Sr.
C-Clifford Heard, Palmer, So.
C-Donald Johnson, Bremond, So.
1B-Damon Swinnea, Bremond, So.
2B-Brock Laubhan, Follett, Sr.
3B-Jimmy Wilt, Palmer, Sr.
SS-Kenny Bienski, Bremond, Jr.
OF-Dennis Robinson, Palmer, Jr.
OF-Dwaine Vann, Bremond, Jr.
OF-Mike Yeager, Harleton, Jr.
DH-Paul James, Palmer, Sr.

1980 (June 5-6)
Disch-Faulk Field (UT), Austin (4A-5A)
Burger Stadium, Austin (1A-3A)

4A

Semifinals

Pearland 8, Carrollton Turner 4
San Antonio Roosevelt 4, Cypress Creek 3



Championship

Pearland 9, San Antonio Roosevelt 4

All-Tournament

P-John Dempsey, Pearland, Jr.
C-Trent Jewett, Carrollton Turner, So.
1B-David Evans, Carrollton Turner, Sr.
1B-Guy Mikeska, Pearland, Sr.
2B-Carl Mikeska, Pearland, Jr.
3B-Larry Riddle, Pearland, Sr.
SS-Craig Smajstrla, Pearland, Jr.
OF-Chris Christoph, Pearland, Sr.
OF-Mickey Owens, Pearland, Sr.
OF-Ned Plum, San Antonio Lee, Sr.
OF-Mike Wood, Carrollton Turner, Sr.
DH-John Dempsey, Pearland, Jr.

3A

Semifinals

DeSoto 5, Wharton 2
Austin Westlake 10, Snyder 3

Championship

Austin Westlake 11, DeSoto 10 (8)
All-Tournament
P-Calvin Schiraldi, Austin Westlake, Sr.
C-Chris Spear, DeSoto, Jr.

1B-Ben Coggins, DeSoto, Sr.
2B-Jim Arrington, Austin Westlake, So.
3B-Marc Varner, Austin Westlake, Sr.
SS-Kelly Gruber, Austin Westlake, Sr.
OF-Brent Bradshaw, Austin Westlake, Jr.
OF-Jay Lefevers, Austin Westlake, Sr.
OF-Craig Longridge, Austin Westlake, Jr.
OF-Kevin Smith, DeSoto, Sr.
DH-Damon White, DeSoto, Jr.

2A

Semifinals

Linden-Kildare 6, Crockett 0
La Grange 6, Aledo 1

Championship

Linden-Kildare 8, La Grange 7
All-Tournament
P-Ronnie Conley, Linden-Kildare, Sr.
C-Todd Keesee, Linden-Kildare, Sr.

1B-Ed Everett, Aledo, Sr.
2B-John Lindeman, La Grange, Sr.
3B-Dennis Jones, Linden-Kildare, Sr.
SS-Jim Grubbs, Linden-Kildare, Sr.
SS-Greg Trlicek, La Grange, Sr.
OF-Ray Abraham, Linden-Kildare, Sr.
OF-Jeff Cook, La Grange, Sr.
OF-Brent Winkler, La Grange, Jr.
DH-Brian Caver, Linden-Kildare, So.
DH-David Green, Linden-Kildare, So.
DH-Craig Oltmann, La Grange, Jr.

1A

Semifinals

Waskom 11, Pottsboro 0
Falls City 6, New Diana 0

Championship

Waskom 13, Falls City 0 (5)

All-Tournament

P-Ken Jackson, Waskom, Jr.
C-Herbert Johnson, Waskom, Sr.

1B-Felix Moy, Falls City, Sr.
2B-Mike Johnson, Waskom, Sr.
3B-Kyle Flesher, Pottsboro, Sr.
3B-David Phillips, Diana New Diana, So.
SS-Tommy Bowen, Waskom, Jr.
OF-Jeff Dziuk, Falls City, Sr.
OF-Jamie Johnson, Pottsboro, Jr.
OF-Carl Oliver, Diana New Diana, Jr.
OF-Paul Pawelek, Falls City, Jr.
DH-John Smith, Waskom, So.

B

Semifinals

Colmesneil 2, Windthorst 1
Palmer 5, Johnson City Johnson 2

Championship

Colmesneil 8, Palmer 0

All-Tournament

P-Darren Bean, Colmesneil, Jr.
C-Tommy Winters, Colmesneil, Jr.
1B-Tracy Collins, Colmesneil, Jr.
2B-Kevin Davis, Colmesneil, Sr.
3B-Charles Steinberger, Windthorst, Sr.
SS-Jimmy Spurgeon, Palmer, Jr.
OF-Zeanon Corpus, Johnson City, Sr.
OF-Charles Hanks, Colmesneil, Sr.
OF-Paul James, Palmer, Jr.
OF-Dennis Robinson, Palmer, So.
DH-Randy Sultemeier, Johnson City, Jr.

1979 (June 7-8)

**Disch-Faulk Field (UT), Austin (4A-5A)
Burger Stadium, Austin (1A-3A)**

4A

Semifinals

Baytown Sterling 5, Clute Brazoswood 2
Spring 2, Carrollton Turner 0

Championship

Spring 1, Baytown Sterling 0

All-Tournament

P-Kenny Crafton, Spring, Jr.
C-Kenny Jacobs, Spring, Sr.
1B-Bill Beauchamp, Baytown Sterling, Sr.
2B-Jimmy Twardowski, Baytown Sterling, Sr.
3B-Frank Hernandez, Baytown Sterling, Sr.
SS-Bobby Williams, Brazoswood, Sr.
OF-Craig Cervenka, Baytown Sterling, Sr.
OF-Nelson Force, Spring, Sr.
OF-Lloyd Hollister, Baytown Sterling, Sr.
DH-Bubba Gallard, Spring, Jr.

3A

Semifinals

Cleburne 5, Pecos 2
DeSoto 3, South San Antonio West 2

Championship

DeSoto 2, Cleburne 1

All-Tournament

P-Paul Ewell, DeSoto, Jr.
P-Eddie Pruitt, Cleburne, Sr.
C-Chris Spear, DeSoto, So.
1B-Scotty Self, Cleburne, Sr.
2B-Dahlen Gardner, South San Antonio West, Sr.
3B-Rene Molinar, Pecos, Jr.

SS-Spike Owen, Cleburne, Sr.
OF-Joey Pangburn, DeSoto, Sr.
OF-Lance Shipp, DeSoto, Sr.
OF-Jeff Wanek, South San Antonio West, Sr.
DH-Bobby Mosby, Pecos, Sr.

2A

Semifinals

Winnie East Chambers 6, San Augustine 3
Kermit 5, La Grange 0

Championship

Kermit 3, Winnie East Chambers 1

All-Tournament

P-Monte Wren, Kermit, Sr.
C-Paul Kotz, Winnie East Chambers, Jr.
1B-Marty Viator, Winnie East Chambers, So.
2B-Darrell Luker, Winnie East Chambers, Jr.
3B-Duff Michael, Kermit, Jr.
SS-Ricky Kidd, Kermit, Sr.
OF-Dub Dietrich, Kermit, Sr.
OF-Clinton Taylor, La Grange, Jr.
OF-Danny Valenzuela, Kermit, Sr.

1A

Semifinals

Riviera Kaufer 3, China Spring 1
Ore City 10, Elkhart 3

Championship

Riviera Kaufer 9, Ore City 3

All-Tournament

P-Lloyd Gardner, Riviera Kaufer, Sr.
C-Gregg Wallace, Riviera Kaufer, Jr.
1B-Steve Bell, Ore City, Sr.
1B-James Turcotte, Riviera Kaufer, Sr.
2B-John Morgan, Ore City, So.
3B-Everett Barker, Riviera Kaufer, Jr.
SS-Gaylon Graham, Ore City, Fr.
OF-John Cordaway, Riviera Kaufer, Sr.
OF-Dale Pyland, Ore City, Sr.
OF-Joe Villareal, Riviera Kaufer, Jr.

B

Semifinals

Palmer 24, Windthorst 2 (5)
Colmesneil 7, Fayetteville 4

Championship

Palmer 6, Colmesneil 3

All-Tournament

P-Paul James, Palmer, So.
C-Wayne Mathis, Palmer, Fr.
1B-Brian Almond, Palmer, So.
2B-Kevin Davis, Colmesneil, Jr.
3B-David Vasek, Fayetteville, So.
SS-Roger Hornsby, Colmesneil, Sr.
OF-Coray Burton, Palmer, Sr.
OF-Charles Hanks, Colmesneil, Jr.
OF-Joey Vaek, Fayetteville, Sr.

1978 (June 8-9)

Disch-Faulk Field (UT), Austin

4A

Semifinals

Houston Bellaire 5, Duncanville 1
Lubbock Monterey 6, Corpus Christi Moody 1



Championship

Houston Bellaire 6, Lubbock Monterey 4

All-Tournament

P-Johnny Moses, Houston Bellaire, Sr.
 P-Ron Reeves, Lubbock Monterey, Sr.
 C-Danny Lamar, Houston Bellaire, Jr.
 1B-Buddy Logan, Corpus Christi Moody, Sr.
 2B-Scott Nethery, Houston Bellaire, Sr.
 3B-Scott Wolf, Duncanville, Sr.
 SS-Mike Wooten, Lubbock Monterey, Sr.
 OF-Tom McMurtrey, Houston Bellaire, Sr.
 OF-Dana Rieger, Lubbock Monterey, Sr.
 OF-Kurt Urbanek, Houston Bellaire, Sr.
 DH-Tony Rector, Houston Bellaire, Sr.

3A

Semifinals

Mount Pleasant 10, Freeport Brazosport 0 (6)

Burkburnett 3, Jasper 2

Championship

Mount Pleasant 5, Burkburnett 2

All-Tournament

P-Kevin Burke, Burkburnett, Sr.
 P-Doug Galloway, Mount Pleasant, Jr.
 C-Mitch Jameson, Mount Pleasant, Sr.
 1B-Larry Wooten, Mount Pleasant, Sr.
 2B-Powell Bowers, Mount Pleasant, Sr.
 3B-Thomas Bridges, Jasper, Sr.
 SS-Maury Buford, Mount Pleasant, Sr.
 SS-Billy Welch, Jasper, Sr.
 OF-Jim Brown, Mount Pleasant, Sr.
 OF-Mike Hallam, Jasper, Sr.
 OF-Tom Magill, Burkburnett, Sr.
 DH-Ronnie Rolf, Mount Pleasant, Jr.

1977 (June 9-10)

Disch-Faulk Field (UT), Austin

4A

Semifinals

Duncanville 11, Victoria Strohman 5
 Houston Sharpstown 10, Fort Worth Southwest 4

Championship

Houston Sharpstown 6, Duncanville 1

All-Tournament

P-Keith Creel, Duncanville, Sr.
 P-Greg Hughes, Houston Sharpstown, Sr.
 C-Kevin Shannon, Houston Sharpstown, Sr.
 1B-Leland Creel, Duncanville, Jr.
 2B-Randy Richards, Houston Sharpstown, Sr.
 3B-Keith Corrigan, Houston Sharpstown, Sr.
 SS-Mike McGee, Houston Sharpstown, Sr.
 OF-Chris Day, Houston Sharpstown, Sr.
 OF-Steve Rainbolt, Fort Worth Southwest, Sr.
 OF-Tony Rocz, Houston Sharpstown, Sr.

3A

Semifinals

Pecos 7, DeSoto 3
 Uvalde 4, Hewitt Midway 3

Championship

Uvalde 9, Pecos 1

All-Tournament

P-Richard Contreras, Uvalde, Sr.
 P-Linvel Mosby, Pecos, Sr.
 C-Tad Nuetze, Uvalde, Sr.
 1B-Brad Garnett, DeSoto, Jr.
 2B-Tommy Ellinger, Uvalde, Sr.
 3B-Billy Bishop, DeSoto, Sr.
 SS-Greg Kolinek, Uvalde, Sr.
 OF-Steve Cargill, Uvalde, Sr.
 OF-Bobby Mosby, Pecos, So.
 OF-Mike Nye, Hewitt Midway, So.
 OF-Steve Ramble, Uvalde, Sr.

1976 (June 10-11)

Disch-Faulk Field (UT), Austin

4A

Semifinals

Duncanville 5, Texarkana Texas 3
 South San Antonio 6, Houston Sharpstown 0

Championship

Duncanville 2, South San Antonio 0

All-Tournament

P-Keith Creel, Duncanville, Jr.
 P-Robert Rodriguez, South San Antonio, Sr.
 C-Nick Junior, Duncanville, So.
 1B-Leland Creel, Duncanville, So.
 2B-Kenny Baldwin, South San Antonio, Sr.
 3B-Kevin Jeter, Texarkana Texas, So.
 SS-Donato Lopez, South San Antonio, Sr.
 OF-Larry Long, Duncanville, Sr.
 OF-Britt Marley, Texarkana Texas, Jr.
 OF-Bobby Thompson, Duncanville, Sr.

3A

Semifinals

Brenham 6, Pecos 0
 South Grand Prairie 7, Freeport Brazosport 6

Championship

Brenham 5, South Grand Prairie 4

All-Tournament

P-Mark Kuekner, Brenham, Sr.
 P-Linvel Mosby, Pecos, Jr.
 C-Wayne Schmidt, Brenham, Sr.
 1B-Mark Erskine, Freeport Brazosport, Sr.
 2B-Gary Moody, South Grand Prairie, So.
 3B-Phil Hale, South Grand Prairie, Sr.
 SS-Kyle Koke, South Grand Prairie, Jr.
 OF-Aaron Jones, Freeport Brazosport, Sr.
 OF-Bruce Randermann, Brenham, Sr.
 OF-Arlen Thielman, Brenham, Sr.

1975 (June 5-6)

Disch-Faulk Field (UT), Austin

4A

Semifinals

South San Antonio 1, Deer Park 0
 Duncanville 2, Plano 1

Championship

F-Duncanville 6, South San Antonio 3

All-Tournament

P-Keith Creel, Duncanville, So.
 P-Robert Rodriguez, South San Antonio, Jr.
 C-Tommy Knox, Deer Park, Sr.
 1B-Frank Dishongh, Deer Park, Jr.
 2B-Norman Boss, Duncanville, Jr.
 3B-Mike Fowler, Duncanville, Sr.
 SS-Dave Milnes, Duncanville, Sr.
 OF-Larry Long, Duncanville, Jr.
 OF-Randy Newton, Plano, Sr.
 OF-Mike Stein, South San Antonio, Sr.

3A

Semifinals

Brenham 9, Iowa Park 6
 Sinton 5, Waco Connally 3



Dallas Samuel - 1965 Conference 4A Baseball Champions



Championship

Brenham 3, Sinton 0

All-Tournament

P-Mark Kuecker, Brenham, Jr.
P-Ronnie Wellbrock, Brenham, Fr.
C-Wayne Schmidt, Brenham, Jr.
1B-Robert Bockhorn, Brenham, Sr.
2B-Nelson Seilheimer, Brenham, So.
3B-Sterling Dunlap, Sinton, Jr.
SS-Glen Vrba, Waco Connally, Sr.
OF-Brad Bass, Waco Connally, Sr.
OF-Mack Carter, Iowa Park, Sr.
OF-Willie Salone, Sinton, Sr.

1974 (June 11-12)

Nelson Field, Austin

4A

Semifinals

Spring Woods 1, Eagle Pass 0
Lubbock Monterey 4, Pasadena 3

Championship

Lubbock Monterey 4, Spring Woods 2

All-Tournament

P-Kim Lancaster, Spring Woods, Sr.
P-Rodolfo Rodriguez, Eagle Pass, Jr.
C-Randy Abendroth, Pasadena, Sr.
1B-Dennis Jiral, Spring Woods, Sr.
2B-Brent Truhart, Spring Woods, Sr.
3B-Rodney Westfall, Lubbock Monterey, Jr.
SS-Brad Harrelson, Lubbock Monterey, Jr.
OF-Marlin Hamilton, Lubbock Monterey, Sr.
OF-Larry Horn, Lubbock Monterey, Sr.
OF-Mike Schreiner, Spring Woods, Jr.

3A

Semifinals

South Grand Prairie 1, Pecos 0
Mercedes 3, West Orange-Stark 2 (8)

Championship

South Grand Prairie 9, Mercedes 1

All-Tournament

P-Dick Balthrop, South Grand Prairie, Jr.
P-Arthuro Gonzales, Mercedes, Sr.
C-Javier Campos, Mercedes, Sr.
1B-Alex Lopez, Mercedes, Sr.
2B-Tim Patterson, South Grand Prairie, Sr.
3B-David Chesson, West Orange, Jr.
SS-Don Walker, Pecos, Sr.
OF-Danny Fatheree, South Grand Prairie, Sr.
OF-Ray Gonzales, Mercedes, Sr.
OF-Randy Sawyers, South Grand Prairie, Sr.

1973 (June 7-8)

Nelson Field, Austin

4A

Semifinals

Houston Westchester 5, Galena Park 0
Midland 4, San Antonio LEE 2

Championship

Midland 3, Houston Westchester 1

All-Tournament

P-Randy Blanscott, Midland, Sr.
P-David Clyde, Houston Westchester, Sr.



Lubbock Monterey - 1974 Conference 4A Baseball Champions

C-Bobby Williams, Houston Westchester, Sr.
1B-David Dubose, Galena Park, Sr.
2B-Brandon Merworth, Midland, Sr.
3B-Jim Lassiter, Houston Westchester, Sr.
SS-Mike Hurt, Midland, Sr.
OF-Steve Chastain, Midland, Sr.
OF-Jimmy Cox, Galena Park, Fr.
OF-Randy Marceau, San Antonio LEE, Jr.
OF-Louis Perez, Midland, Sr.

3A

Semifinals

Brenham 5, South Grand Prairie 0
La Grange 5, Pecos 2

Championship

La Grange 3, Brenham 1

All-Tournament

P-Kenny Hatfield, La Grange, Fr.
P-Charles Proske, Brenham, Sr.
C-Marcus Cook, La Grange, Jr.
1B-Duane Easterling, South Grand Prairie, Jr.
2B-Gary Weiss, Brenham, Jr.
3B-Mark Kramer, Brenham, So.
SS-Mark Kuecker, Brenham, Fr.
OF-Rene Galindo, Pecos, Sr.
OF-Jimmy Quinn, La Grange, Sr.
OF-David Zatopek, La Grange, Sr.

1972 (June 8-9)

Nelson Field, Austin

4A

Semifinals

Lubbock Monterey 6, Corpus Christi Carroll 1
Houston Bellaire 11, Houston Westchester 1

Championship

Lubbock Monterey 2, Houston Bellaire 1

All-Tournament

P-Jim Gideon, Houston Bellaire, Sr.
P-Don Moore, Lubbock Monterey, Sr.
C-David Bialas, Houston Bellaire, Sr.
1B-Steve Nieman, Houston Bellaire, Sr.

2B-Jimmy Killion, Lubbock Monterey, Sr.
3B-Dwayne Clanton, Lubbock Monterey, Jr.
SS-Tommy McIntyre, Lubbock Monterey, Jr.
SS-Duncan Shanklin, Houston Bellaire, Jr.
OF-Mark Griffin, Lubbock Monterey, Sr.
OF-Craig Hodges, Houston Bellaire, Sr.
OF-Mark Horner, Houston Westchester, Jr.
OF-Jon Pevy, Corpus Christi Carroll, Sr.

3A

Semifinals

Kilgore 4, Lamesa 0
Taylor 3, Jasper 2 (10)

Championship

Taylor 4, Kilgore 0

All-Tournament

P-Steve Lacy, Kilgore, Sr.
P-Jerry Tallas, Taylor, Sr.
C-Mike Czimskey, Taylor, Sr.
1B-Chris Thomasson, Jasper, Sr.
2B-Tom Paulik, Taylor, Jr.
3B-Dale Hedrick, Kilgore, Sr.
SS-Mike Rathke, Taylor, Sr.
OF-Walter Hallman, Jasper, Sr.
OF-Larry Harris, Lamesa, Sr.
OF-Mickey Reichenbach, Taylor, Jr.

1971 (June 10-11)

Nelson Field, Austin

4A

Semifinals

Lubbock Monterey 4, Lufkin 0
Houston Bellaire 4, San Antonio LEE 1

Championship

Houston Bellaire 5, Lubbock Monterey 4

All-Tournament

P-Jim Gideon, Houston Bellaire, Jr.
P-Bill Lorillard, San Antonio LEE, Sr.
P-Don Moore, Lubbock Monterey, Jr.
C-Rick Bradley, Lufkin, Jr.
1B-Steve Frank, Houston Bellaire, Sr.



2B-Tom McIntyre, Lubbock Monterey, So.
 3B-Mark Davis, Houston Bellaire, Sr.
 SS-Alan McMurtrey, Houston Bellaire, Sr.
 SS-Billy Sorrels, Lubbock Monterey, Sr.
 OF-Terry Hickkila, San Antonio LEE, Jr.
 OF-Troy Price, Lubbock Monterey, Sr.
 OF-Frank Rodriguez, Lufkin, Jr.

3A

Semifinals

Dumas 3, Kilgore 0
 Taylor 1, Wharton 0

Championship

Dumas 4, Taylor 0

All-Tournament

P-Billy Don Hamilton, Dumas, Sr.
 P-Mickey Reichenbach, Taylor, So.
 C-Jerry McVickers, Dumas, Sr.
 1B-Bill Weardon, Wharton, Jr.
 2B-Ken Schaefer, Taylor, Sr.
 3B-Kim McClintock, Dumas, Sr.
 SS-Ken Cmerek, Taylor, Sr.
 SS-Mickey Hartman, Dumas, Sr.
 OF-Johnny Kimbley, Dumas, Sr.
 OF-Jay Tucker, Kilgore, Sr.
 OF-Sterling Wood, Taylor, Sr.

1970 (June 11-12)

Nelson Field, Austin

4A

Semifinals

Houston Bellaire 1, Alice 0
 Houston Aldine 2, Lubbock Monterey 0

Championship

Houston Aldine 4, Houston Bellaire 0

All-Tournament

P-Glenn Bryant, Houston Aldine, Sr.
 P-Bobby Cuellar, Alice, Sr.
 P-Jim Horsch, Houston Bellaire, Sr.
 C-Billy McElroy, Houston Aldine, Sr.
 1B-Paul Miller, Houston Aldine, Sr.
 2B-Steve Jarrard, Houston Bellaire, Sr.
 2B-Leonard Truett, Houston Aldine, Sr.
 3B-Mickey Klatt, Lubbock Monterey, Sr.
 SS-James Bates, Houston Aldine, Sr.
 OF-Abel Escobar, Alice, Jr.
 OF-Clark Schneider, Houston Bellaire, Sr.
 OF-Phillip Terrell, Houston Aldine, Sr.

3A

Semifinals

Dumas 2, Fort Worth Carter-Riverside 1 (8)
 Brenham 3, Eagle Pass 0

Championship

Brenham 11, Dumas 2

All-Tournament

P-Zane Grubbs, Brenham, Sr.
 P-Rolando Surita, Eagle Pass, Sr.
 C-Mike Hopkins, Fort Worth Carter-Riverside, Sr.
 1B-Charles Schlotzman, Brenham, Jr.
 2B-Otto Kemper, Brenham, Sr.
 3B-Bill Nutt, Brenham, Sr.
 SS-Wayne Kluck, Brenham, Jr.
 OF-Don Jordan, Dumas, Sr.

OF-Val Gene Kiecke, Brenham, Jr.
 OF-Larry McDonald, Brenham, Jr.

1969 (June 12-13)

Nelson Field, Austin

4A

Semifinals

Midland Legacy 2, San Antonio Houston 1 (8)
 Houston Lamar 1, Fort Worth Arlington Heights 0

Consolation

Fort Worth Arlington Heights 3, San Antonio Houston 1

Championship

Houston Lamar 1, Midland Legacy 0

All-Tournament

P-Teddy Gilman, Houston Lamar, Sr.
 P-Leroy Thomas, San Antonio Houston, Sr.
 C-Grier Patton, Houston Lamar, Sr.
 1B-Steve Morris, Midland Legacy, Jr.
 2B-Robert Castillo, San Antonio Houston, Jr.
 3B-Mike Stoltz, Midland Legacy, Sr.
 SS-Mike Cross, Midland Legacy, Sr.
 OF-Jacky Akin, Fort Worth Arlington Heights, Sr.
 OF-Alan Alexander, Houston Lamar, Jr.
 OF-Steve Mohnke, Houston Lamar, Jr.

3A

Semifinals

Andrews 5, Brenham 4 (9)
 Taylor 5, Burleson 0

Consolation

Brenham 7, Burleson 0

Championship

Taylor 3, Andrews 0

All-Tournament

P-Johnny Hatcher, Andrews, Sr.
 P-Tommy Oliphant, Taylor, Jr.
 C-Darrell Blum, Brenham, Sr.
 1B-Andrew Williams, Brenham, Sr.
 2B-Steve Ross, Andrews, Sr.
 3B-David Threadgill, Taylor, So.
 SS-Kenny Cmerek, Taylor, So.
 OF-Tommy Lange, Brenham, Sr.
 OF-Tom Ryan, Andrews, Jr.
 OF-James Schroeder, Taylor, Sr.

1968 (June 6-7)

Nelson Field, Austin

4A

Semifinals

San Antonio Highlands 3, Arlington 0
 Pasadena 2, Tyler 0

Consolation

Tyler 4, Arlington 3

Championship

San Antonio Highlands 3, Pasadena 1

All-Tournament

P-Richard Guerra, San Antonio Highlands, So.
 P-Glenn Harris, San Antonio Highlands, Sr.
 C-Tommy Neill, Tyler, Sr.
 1B-Gary Roye, Tyler, Sr.
 2B-Alan Weeks, Tyler, Sr.
 3B-Jimmy Pitts, Pasadena, Sr.
 SS-Andy Dominguez, San Antonio Highlands, Sr.

OF-Salvador Calvo, San Antonio Highlands, Sr.
 OF-Albert Kimble, Pasadena, Jr.
 OF-Alan Martin, Tyler, Jr.

3A

Semifinals

El Campo 4, Waco La Vega 2 (8)
 Lamesa 2, South San Antonio 1

Consolation

South San Antonio 4, Waco La Vega 0

Championship

El Campo 3, Lamesa 0

All-Tournament

P-Felix Juarez, South San Antonio, Sr.
 P-Alan Olson, El Campo, Jr.
 C-Babe Torres, Waco La Vega, Sr.
 1B-Roland Lundy, El Campo, Sr.
 2B-Mike Markl, South San Antonio, Sr.
 3B-Raul Zamora, South San Antonio, Sr.
 SS-Wayne Zaskoda, El Campo, Sr.
 OF-Lowell Howard, El Campo, Jr.
 OF-Lucio Leal, South San Antonio, Sr.
 OF-Dickey Wilson, Waco La Vega, Sr.

1967 (June 8-9)

Disch Field, Austin

4A

Semifinals

Corpus Christi King 2, Houston Wisdom 0
 Abilene Cooper 4, Tyler 1

Consolation

Tyler 1, Houston Wisdom 0

Championship

Corpus Christi King 1, Abilene Cooper 0

All-Tournament

P-Burt Hooten, Corpus Christi King, Jr.
 P-Steve Nelson, Corpus Christi King, Sr.
 C-John Mims, Corpus Christi King, Sr.
 1B-Steve Howard, Abilene Cooper, Sr.
 2B-Bryan Mayo, Corpus Christi King, So.
 3B-Ricky Wittle, Abilene Cooper, Jr.
 SS-Neil Butler, Corpus Christi King, Jr.
 OF-Mike Lundberg, Abilene Cooper, Jr.
 OF-Danny Palmer, Tyler, Sr.
 OF-Larry Smith, Corpus Christi King, Sr.

3A

Semifinals

South San Antonio 3, Odessa Ector 0
 Beaumont Forest Park 3, Waco La Vega 1

Consolation

Waco La Vega 6, Odessa Ector 4 (8)

Championship

South San Antonio 3, Beaumont Forest Park 0

All-Tournament

P-John Langerhans, South San Antonio, Jr.
 P-Nati Salazar, South San Antonio, Sr.
 C-Dennis Margo, South San Antonio, Jr.
 1B-David Bernson, Beaumont Forest Park, Jr.
 2B-Mike Markl, South San Antonio, Jr.
 3B-Arturo Spencer, Odessa Ector, Jr.
 SS-Frank Tondre, South San Antonio, Sr.
 OF-Larry Haynes, Waco La Vega, Jr.
 OF-Casey Sanchez, South San Antonio, Sr.



OF-Harold Sisk, Beaumont Forest Park, Sr.

**1966 (June 10-11)
Disch Field, Austin**

4A

Semifinals

Freeport Brazosport 4, Odessa Permian 1

San Antonio MacArthur 3, Fort Worth Arlington Heights 0

Consolation

Odessa Permian 1, Fort Worth Arlington Heights 0 (11)

Championship

Freeport Brazosport 6, San Antonio MacArthur 1

All-Tournament

P-David Larson, Freeport Brazosport, Sr.

P-Terry Turk, San Antonio MacArthur, Sr.

C-Billy O'Barr, Freeport Brazosport, Sr.

1B-Tim Davis, Freeport Brazosport, Sr.

2B-Steve Burnett, Freeport Brazosport, Sr.

3B-Charles Lacy, Odessa Permian, Sr.

SS-Barney Harris, San Antonio MacArthur, Sr.

OF-Jeff Davis, San Antonio MacArthur, Jr.

OF-Erle Lindsey, Freeport Brazosport, Sr.

OF-Roger Williams, Fort Worth Arlington Heights, Jr.

3A

Semifinals

South San Antonio 2, Brenham 1

Dumas 1, Waxahachie 0 (8)

Consolation

Waxahachie 3, Brenham 1

Championship

South San Antonio 2, Dumas 1

All-Tournament

P-Nati Salazar, South San Antonio, Jr.

P-Johnny Sober, Dumas, Sr.

C-Dennis Margo, South San Antonio, So.

1B-Billy McVicker, Dumas, Sr.

2B-Mike Markl, South San Antonio, So.

3B-James Plant, Brenham, Sr.

SS-Jackie Heidemann, Brenham, Jr.

OF-Tommy Fogg, South San Antonio, Jr.

OF-Robbie Matthews, Waxahachie, So.

OF-Randy Moseley, Waxahachie, Sr.

**1965 (June 15-16)
Disch Field, Austin**

4A

Semifinals

Brownsville 7, Galena Park 1

Dallas Samuel 2, El Paso Austin 0 (8)

Consolation

El Paso Austin 4, Galena Park 3

Championship

Dallas Samuel 14, Brownsville 0 (6)

All-Tournament

P-Mike Biko, Dallas Samuel

P-Charles Vaughn, Brownsville

C-Mike Beeler, Dallas Samuel

1B-Alton Stelley, El Paso Austin

2B-Glenn Hill, Dallas Samuel

3B-Mike Mason, Dallas Samuel

SS-Mark Dillon, El Paso Austin

OF-Robert Arnold, El Paso Austin

OF-Johnny Johnson, Dallas Samuel

OF-Sergio Manzano, Brownsville

3A

Semifinals

Alvin 3, Snyder 0

Waxahachie 2, South San Antonio 0

Consolation

South San Antonio 6, Snyder 2

Championship

Waxahachie 6, Alvin 3

All-Tournament

P-Tommy Rhymes, Waxahachie

P-Nolan Ryan, Alvin

C-Dale Fincher, Waxahachie

1B-Pat Cluney, Waxahachie

2B-Adam Reyes, South San Antonio

3B-Nati Salazar, South San Antonio

SS-Harvey Huffstetler, Waxahachie

OF-Mack Galyean, Snyder

OF-Casey Sanchez, South San Antonio

OF-Jimmy Tamez, Waxahachie

**1964 (June 16-17)
Disch Field, Austin**

4A

Semifinals

Sherman 3, San Antonio LEE 0

Freeport Brazosport 3, Midland Legacy 2

Consolation

Midland Legacy 1, San Antonio LEE 0

Championship

Freeport Brazosport 2, Sherman 0

All-Tournament

P-Ken Perrin, Sherman

P-Bobby Weber, Midland Legacy

C-Tony Brown, San Antonio Legacy

1B-Terry Schreiner, Midland Legacy

2B-Richard Rimato, Freeport Brazosport

3B-Louis Mexia, Sherman

SS-James Heartwell, San Antonio LEE

OF-Kim Hammond, Midland Legacy

OF-Gary Kempf, San Antonio LEE

OF-Jimmy Larsen, Freeport Brazosport

3A

Semifinals

South San Antonio 2, Deer Park 1

Brownfield 2, Mount Pleasant 0

Consolation

Deer Park 10, Mount Pleasant 0 (6)

Championship

South San Antonio 17, Brownfield 1

All-Tournament

P-Amalio Garcia, Brownfield

P-Johnny Guzman, South San Antonio

C-Eddie Lomas, South San Antonio

C-Ronnie White, Deer Park

1B-Danny Kowalski, Deer Park

2B-Bobby Jorgensen, South San Antonio

3B-Ernest McAnally, Mount Pleasant

SS-Marvin Davis, South San Antonio

OF-Larry Black, South San Antonio

OF-Bill Markl, South San Antonio

OF-Mike Wood, Deer Park

**1963 (June 4-5)
Disch Field, Austin**

4A

Semifinals

Lufkin 1, San Antonio LEE 0

Houston Bellaire 3, Lubbock Monterey 1

Consolation

San Antonio LEE 2, Lubbock Monterey 0

Championship

Lufkin 6, Houston Bellaire 4 (8)

All-Tournament

P-Joe Lowe, Lufkin

P-John McDonald, Houston Bellaire

C-Joe Staples, Houston Bellaire

1B-John Fox, Houston Bellaire

2B-Marc Wichman, Lufkin

3B-Doug Nicholson, Houston Bellaire

SS-Joe Lewallen, San Antonio LEE

OF-Al Ayers, Lubbock Monterey

OF-David Brevell, Lufkin

OF-Bill Sullivan, Houston Bellaire

3A

Semifinals

South San Antonio 1, Jasper 0

River Oaks Castleberry 12, Dumas 2 (5)

Consolation

Dumas 2, Jasper 0

Championship

South San Antonio 8, River Oaks Castleberry 1

All-Tournament

P-Johnny Guzman, South San Antonio

P-Phillip Hennigan, Jasper

C-Eddie Campos, South San Antonio

1B-Kenneth Davis, River Oaks Castleberry

2B-Warren Williams, South San Antonio

3B-George Magro, South San Antonio

SS-Bill Jorgenson, South San Antonio

OF-Don Hines, Jasper

OF-Meddie Lomas, South San Antonio

OF-Abby Stratton, River Oaks Castleberry

**1962 (June 5-6)
Disch Field, Austin**

4A

Semifinals

Houston Bellaire 10, Corpus Christi Carroll 1

Odessa 4, Lufkin 2

Consolation

Lufkin 2, Corpus Christi Carroll 1 (8)

Championship

Houston Bellaire 8, Odessa 6

All-Tournament

P-Billy Crain, Houston Bellaire

P-Rocky Thompson, Lufkin

C-John Moffett, Corpus Christi Carroll

1B-Mike Seago, Lufkin

2B-Abe Scott, Odessa

3B-Doug Nicholson, Houston Bellaire

SS-Don Looper, Houston Bellaire

OF-David Brevell, Lufkin



OF-Jerry Holderman, Odessa
OF-Bill Sullivan, Houston Bellaire

3A

Semifinals

Seminole 2, San Antonio LEE 1 (8)
El Campo 1, Richardson 0

Consolation

Richardson 7, San Antonio LEE 4

Championship

El Campo 4, Seminole 1

All-Tournament

P-Tom Cunningham, Seminole
P-Kenny Kram, El Campo
C-Donald Shult, El Campo
1B-Randy Sparkman, El Campo
2B-Jim Messer, San Antonio Lee
3B-Ellwood Hermansen, El Campo
SS-Bill Bain, Richardson
OF-Frank Bice, Seminole
OF-Terry Burke, Richardson
OF-Richard Hermansen, El Campo

1961 (June 7-8) Disch Field, Austin

4A

Semifinals

Baytown Lee 4, Waco 2
Lubbock Monterey 4, Lufkin 3

Consolation

Lufkin 5, Waco 0

Championship

Baytown Lee 3, Lubbock Monterey 1

All-Tournament

P-John Collier, Lufkin
P-Robert Oliver, Baytown
C-Jerry Register, Lufkin
1B-Bob Cone, Lubbock Monterey
2B-Jimmy Dodd, Baytown
3B-Donnie Bumpass, Lubbock Monterey
SS-James Ellis, Lubbock Monterey
OF-Ronald Bandy, Lubbock Monterey
OF-Billy Hancock, Waco
OF-Leroy Wilkinson, Lufkin

3A

Semifinals

Paris 4, Jasper 3
South San Antonio 10, Lamesa 4

Consolation

Jasper 6, Lamesa 1

Championship

South San Antonio 6, Paris 0

All-Tournament

P-Dickie Towers, Paris
P-Robert Zamora, South San Antonio
C-Charles Potts, Paris
C-Leonard Sanchez, South San Antonio
1B-Mickey Leukhardt, South San Antonio
2B-Jim Ellis, Jasper
3B-Tony Hutto, Paris
SS-Newton Grimes, South San Antonio
OF-Aubrey Cox, Lamesa
OF-Al Jones, Jasper

OF-Sibby Lague, South San Antonio

1960 (June 2-3) Disch Field, Austin

4A

Semifinals

Houston Bellaire 11, Midland 2
San Antonio Harlandale 4, Fort Worth Paschal 1

Consolation

Fort Worth Paschal 12, Midland 2

Championship

Houston Bellaire 5, San Antonio Harlandale 4

All-Tournament

P-John Crain, Houston Bellaire
P-Bob Myer, San Antonio Harlandale
C-Bill Pruett, Houston Bellaire
1B-Ishmael Casanova, San Antonio Harlandale
2B-Robert Praetorius, Fort Worth Paschal
3B-Steve Cosgrove, Houston Bellaire
SS-Tom Hillary, Houston Bellaire
SS-Wilbur Huckle, San Antonio Harlandale
OF-Bob Bigley, Fort Worth Paschal
OF-Jerry Braswell, Houston Bellaire
OF-Rudy Casanova, San Antonio Harlandale
OF-Jay Walrath, Houston Bellaire

3A

Semifinals

Seguin 3, Kilgore 1
Snyder 5, Nederland 2

Consolation

Nederland 8, Kilgore 7

Championship

Seguin 3, Snyder 0

All-Tournament

P-Norman Gladson, Snyder
P-Charley Hartenstein, Seguin
P-Ronnie Jones, Snyder
C-John Skeeters, Kilgore
1B-Joel Tigett, Seguin
2B-Dickie Barlow, Nederland
3B-Robert Minor, Kilgore
SS-Roger Crouch, Kilgore
OF-Jeep Kiel, Seguin
OF-Harvey Kutac, Seguin
OF-Dickie Respress, Kilgore

1959 (June 3-4) Disch Field, Austin

4A

Semifinals

Beaumont 4, Odessa 3 (8)
Fort Worth Paschal 1, Austin 0

Consolation

Austin 8, Odessa 2

Championship

Beaumont 2, Fort Worth Paschal 0

All-Tournament

P-Raymond Culp, Austin
P-Tommy Odiome, Beaumont
P-Stan Standridge, Fort Worth Paschal
C-Gary Spann, Odessa
1B-Don Reynolds, Fort Worth Paschal

2B-Bobby Masterson, Beaumont
3B-Rox Covert, Austin
SS-Terry Cobb, Beaumont
OF-Mike Noe, Austin
OF-Roger Reid, Odessa
OF-Paul Woods, Fort Worth Paschal

3A

Semifinals

Odessa Ector 3, Nederland 0
South San Antonio 4, Nacogdoches 3

Consolation

Nederland 5, Nacogdoches 3

Championship

South San Antonio 7, Odessa Ector 1

All-Tournament

P-Mike Kropp, Odessa Ector
P-Bobby Lara, South San Antonio
P-Robert Zamora, South San Antonio
C-Doug Lightsey, South San Antonio
1B-Fred Neely, Nederland
2B-Keith Prince, Nacogdoches
3B-Mike Shaddock, South San Antonio
SS-James Shirley, Nacogdoches
OF-Edward Bellow, Nederland
OF-Raul Cerda, South San Antonio
OF-Larry Franks, Nacogdoches

1958 (June 5-6) Disch Field, Austin

4A

Semifinals

Austin High 3, Fort Worth Paschal 0
Lufkin 9, Houston Lamar 8

Consolation

Houston Lamar 3, Fort Worth Paschal 2

Championship

Austin High 6, Lufkin 4

All-Tournament

P-Bob Callaway, Houston Lamar
P-Raymond Culp, Austin High
C-Mike Cotton, Austin High
1B-Clovis Williams, Austin High
2B-Richard Campbell, Fort Worth Paschal
3B-David Skinner, Lufkin
SS-Bobby Nunis, Austin High
OF-Angelo Indelicato, Houston Lamar
OF-Tommy Ledbetter, Houston Lamar
OF-Mike Noe, Austin High

3A

Semifinals

South San Antonio 5, Snyder 0
Corsicana 8, Port Neches-Groves 0

Consolation

Port Neches-Groves 9, Snyder 0

Championship

South San Antonio 11, Corsicana 3

All-Tournament

P-John Payne, South San Antonio
P-Frankie Rouse, Corsicana
C-Jack Callicutt, Corsicana
1B-Bobby Felder, Port Neches-Groves



2B-Kenneth Drake, Snyder
3B-Lorenzo Garcia, South San Antonio
SS-Freddie Drew, Corsicana
OF-Raul Cerda, South San Antonio
OF-Leland Dove, Corsicana
OF-Elliott Romero, Port Neches-Groves

1957 (June 6-7)
Disch Field, Austin

4A
Semifinals
Abilene 4, Waco 2
Wichita Falls 3, Pasadena 1

Consolation
Waco 3, Pasadena 2

Championship
Abilene 9, Wichita Falls 2

All-Tournament
P-Harold Morgan, Wichita Falls
P-Kenny Schmidt, Abilene
C-Glynn Gregory, Abilene
1B-Ronnie Lucas, Wichita Falls
2B-Jimmy Riess, Waco
3B-Oliver Bright, Pasadena
SS-Robert Carruthers, Abilene
OF-Jim Carpenter, Abilene
OF-Fritz Land, Wichita Falls
OF-David West, Wichita Falls

3A
Semifinals
Bryan 5, Garland 4 (8)
Cuero 3, Snyder 2

Consolation
Snyder 1, Garland 0

Championship
Bryan 6, Cuero 2

All-Tournament
P-Ronnie Baker, Snyder
P-John Schmidt, Cuero
C-Bill Lee, Cuero
1B-Dickie Hickerson, Bryan
2B-Lynn Skelton, Garland
3B-John Rocha, Bryan
SS-Joe Burt, Bryan
OF-Henry Batten, Bryan
OF-Tommy Mangum, Cuero
OF-Lloyd Sheffield, Bryan

1956 (June 6-8)
Disch Field, Austin

2A
First Round
Dallas Highland Park 2, Amarillo 0
Fort Worth Paschal 5, Lufkin 4 (8)
Abilene 7, Edinburg 5 (8)
Port Arthur 2, Austin McCallum 1

Semifinals
Abilene 8, Fort Worth Paschal 3
Dallas Highland Park 3, Port Arthur 0

Consolation
Port Arthur 3, Fort Worth Paschal 2

Championship
Abilene 13, Dallas Highland Park 0 (5)
All-Tournament

P-Mike Collins, Dallas Highland Park
P-Altus Scott, Abilene
C-Glynn Gregory, Abilene
1B-Bruce Boyd, Abilene
2B-Larry Foote, Fort Worth Paschal
3B-Freddie Green, Abilene
SS-Robert Carruthers, Abilene
SS-Paul Gauntt, Fort Worth Paschal
OF-Jay Arnett, Austin McCallum
OF-Jim Carpenter, Abilene
OF-Major Rising, Port Arthur

1955 (June 1-3)
Disch Field, Austin

2A
First Round
Abilene 2, Dallas Adamson 1
Waco 3, Corpus Christi Ray 2
Baytown Lee 6, Houston Reagan 1
Paris 3, Amarillo 2

Semifinals
Abilene 2, Waco 1
Paris 2, Baytown Lee 1

Consolation
Baytown Lee 4, Waco 2

Championship
Paris 2, Abilene 1 (8)
All-Tournament

P-H.P. Hawkins, Abilene
P-Donnie Hullum, Baytown Lee
C-Garry Herrington, Baytown Lee
1B-Fred Overton, Waco
2B-Butch Ellis, Paris
3B-Freddie Green, Abilene
SS-Larry Click, Paris
OF-Jim Carpenter, Abilene
OF-J.T. Davis, Paris
OF-Edwin Denny, Baytown Lee

1954 (June 2-4)
Disch Field, Austin

2A
First Round
Dallas Adamson 1, Odessa 0
Austin Travis 5, Texas City 2
Longview 2, Corpus Christi Ray 0
Dallas Highland Park 4, El Paso Austin 1

Semifinals
Austin Travis 5, Dallas Adamson 1
Dallas Highland Park 3, Longview 2

Consolation
Dallas Adamson 4, Longview 0

Championship
Austin Travis 6, Dallas Highland Park 1

All-Tournament
P-Cliff Jones, Dallas Adamson
P-Don Presley, Dallas Highland Park
P-Carl Schlemeyer, Odessa
C-Scott Covington, Austin Travis
1B-Billy Shipp, Longview

2B-Dayle Casey, Dallas Highland Park
3B-Joe Guedea, Austin Travis
SS-Rae Hendrix, Dallas Highland Park
OF-Leo Burkhalter, Dallas Adamson
OF-Otto Lind, Austin Travis
OF-Don Metcalfe, Dallas Highland Park
OF-George Myers, Longview

1953 (June 3-5)
Disch Field, Austin

2A
First Round
Wichita Falls 3, Bryan 1
Fort Worth Poly 13, Corpus Christi Ray 4
Tyler 3, Temple 0

Amarillo 5, Austin 4
Semifinals

Fort Worth Poly 2, Wichita Falls 1
Amarillo 2, Tyler 1

Consolation
Tyler 3, Wichita Falls 2

Championship
Fort Worth Poly 4, Amarillo 1

All-Tournament
P-Noel Buchanan, Amarillo

P-Albert Hill, Tyler
P-Harry Taylor, Fort Worth Poly

C-Bill Brashear, Wichita Falls
1B-Tommy Edmundson, Wichita Falls

2B-Johnny Woodman, Fort Worth Poly
3B-Buddy Nolley, Tyler

SS-Bob Byrd, Amarillo
OF-I.B. Childs, Fort Worth Poly

OF-Fred Wendlendt, Austin
OF-Melvin Wright, Amarillo

1952 (June 2-4)
Disch Field, Austin

2A
First Round
Waco 4, Abilene 1
Houston Heights 7, Tyler 0
Laredo 2, Bryan 1
Dallas Crozier Tech 6, Amarillo 5 (9)

Semifinals
Houston Heights 6, Waco 3
Dallas Crozier Tech 5, Laredo 2

Consolation
Waco 4, Laredo 2

Championship
Houston Heights 8, Dallas Crozier Tech 5

All-Tournament
P-Dick Munday, Bryan

P-Jack Schultea, Houston Heights
P-Doyle Stout, Dallas Crozier Tech

C-Hugh Basquette, Waco
1B-Wayne Tucker, Houston Heights

2B-Vito Marchese, Houston Heights
3B-Marshall Thornton, Dallas Crozier Tech

SS-Wayne Connally, Waco
OF-Jim Bethea, Houston Heights

OF-Joe Delgado, Dallas Crozier Tech
OF-Pete Vance, Houston Heights



**1951 (June 4-6)
Disch Field, Austin**

2A
Quarterfinals
Dallas Highland Park 15, Fort Worth Northside 1
Odessa 4, Tyler 3
Beaumont South Park 6, Corpus Christi Miller 0
Wichita Falls 4, Austin 3
Semifinals
Dallas Highland Park 7, Odessa 4
Beaumont South Park 9, Wichita Falls 2
Consolation
Wichita Falls 3, Odessa 2
Championship
Beaumont South Park 2, Dallas Highland Park 0
All-Tournament
P-Garland Fuqua, Odessa
P-Ed Heinning, Tyler
P-Jerry Nelson, Beaumont South Park
P-Jim Robertson, Dallas Highland Park
C-Frank Verble, Beaumont South Park
1B-Jack Dulaney, Dallas Highland Park
2B-Sam Rowland, Dallas Highland Park
3B-Ray Mitchell, Beaumont South Park
SS-Tommy Warner, Odessa
OF-Fred Ablon, Dallas Highland Park
OF-Frank Gee, Odessa
OF-Jerry Singleton, Beaumont South Park

**1950 (2A-June 5-7, CITY-June 7-9)
Disch Field, Austin (2A)
Houston Public Fields, Houston (CITY)
CITY**

First Round
Fort Worth Arlington Heights 1, Dallas Crozier Tech 0
Dallas Adamson 6, Houston Milby 3
Semifinals
Fort Worth Arlington Heights 3, Houston Davis 0
Fort Worth Paschal 6, Dallas Adamson 1
Consolation
Dallas Adamson 6, Houston Davis 0
Championship
Fort Worth Paschal 2, Fort Worth Arlington Heights 1
All-Tournament
P-Jack Dillard, Fort Worth Arlington Heights
P-Ronald Hauge, Fort Worth Paschal
P-Joe Hardgrove, Fort Worth Paschal
C-Ed Sallis, Dallas Adamson
C-Emmitt Taylor, Fort Worth Paschal
1B-Excell Anyette, Fort Worth Arlington Heights
2B-Bill Pierce, Fort Worth Paschal
3B-Millar Brown, Dallas Adamson
SS-Cecil Long, Dallas Adamson
OF-James Akins, Fort Worth Arlington Heights
OF-Roy Kelley, Fort Worth Paschal
OF-Joe Vaughn, Fort Worth Arlington Heights
UTIL-Tom Pearce, Houston Davis

2A
Quarterfinals
Abilene 7, Beaumont 0
Sherman 1, Amarillo 0 (8)
Marshall 3, Waxahachie 2

Odessa 7, Laredo 6
Semifinals
Abilene 12, Sherman 2 (5)
Odessa 6, Marshall 1
Consolation
Sherman 4, Marshall 3
Championship
Odessa 2, Abilene 1
All-Tournament
P-Tom O'Bar, Abilene
P-George Tucker, Sherman
P-Jack Whitt, Odessa
C-Don Dacus, Marshall
C-Charles Fisher, Abilene
C-Dawton Hughes, Odessa
1B-Robert Jones, Abilene
2B-Will Armstrong, Abilene
2B-James Stewart, Odessa
3B-John Stephens, Abilene
SS-Charles White, Odessa
OF-Bob Higginbotham, Sherman
OF-Wayne Hoodfin, Marshall
OF-Hub Ingraham, Abilene
OF-Clyde Isrel, Amarillo
OF-Frank Lee, Odessa

**1949 (2A-June 6-8, CITY-June 8-10)
Disch Field, Austin (2A)
Barnett Field, Dallas (CITY)
CITY**

First Round
Fort Worth Carter-Riverside 10, Houston Austin 9
Dallas Sunset 11, Houston Lamar 4
Semifinals
Dallas Adamson 10, Fort Worth Carter-Riverside 0 (5)
Fort Worth Paschal 3, Dallas Sunset 2
Consolation
Fort Worth Carter-Riverside 4, Dallas Sunset 0
Championship
Dallas Adamson 6, Fort Worth Paschal 2

2A
Quarterfinals
Waco 8, Beaumont 5
El Paso Bowie 5, Stephenville 1
Denison 1, Marshall 0 (10)
Austin High 2, Lubbock 0
Semifinals
El Paso Bowie 4, Waco 3 (12)
Austin High 12, Denison 0 (5)
Consolation
Denison 6, Waco 5 (9)
El Paso Bowie 3, Austin High 2



BASEBALL

ALL-TIME STATE TOURNAMENT APPEARANCES

* - State Champion; ** - Consolation Champion

School	Tournament Appearances	W	L	Games	Win Pct.	Tourn.App.	Championships
Abbott	1A:1985,2017*,18,22,23*	4	3	7	0.571	5	2
Abilene	2A:1950,52,55,56*; 4A:1957*	9	3	12	0.750	5	2
Abilene Cooper	4A:1967; 5A:1987*,88*,93	6	2	8	0.750	4	2
Abilene Wylie	3A:1990,97,2002,06,07; 4A:2015,16*,17*	4	6	10	0.400	8	2
Albany	2A:2017	0	1	1	0.000	1	0
Aledo	2A:1980; 4A:2014*; 5A:2015	2	2	4	0.500	3	1
Alice	4A:1970	0	1	1	0.000	1	0
Alpine	3A:1994	1	1	2	0.500	1	0
Alto	2A:1997	1	1	2	0.500	1	0
Alvarado	3A:1983	0	1	1	0.000	1	0
Alvin	3A:1965; 5A:1993	1	2	3	0.333	2	0
Amarillo	2A:1950,52,53,55,56; 6A:2016; 5A:2021	2	7	9	0.222	7	0
Anderson-Shiro	1A:2006*	2	0	2	1.000	1	1
Andrews	3A:1969; 4A:1985,90,99*; 3A:2009	3	4	7	0.429	5	1
Anson	1A:2014	0	1	1	0.000	1	0
Apple Springs	1A:1984,88*	2	1	3	0.667	2	1
Archer City	1A:1986,2007*	3	1	4	0.750	2	1
Argyle	3A:2014; 4A:2015*,18*,19*,22; 5A:2023	9	3	12	0.750	6	3
Arlington	4A:1968; 5A:1986	0	3	3	0.000	2	0
Arlington Martin	5A:1990,93*,2012,13; 6A:2015	2	3	5	0.400	5	1
Austin	2A:1949,51,53; 4A:1958*,59**; 5A:2001	6	5	11	0.545	6	1
Austin Anderson	4A:1989	1	1	2	0.500	1	0
Austin Bowie	5A:2002	1	1	2	0.500	1	0
Austin Lake Travis	4A:2012	0	1	1	0.000	1	0
Austin McCallum	2A:1956; 4A:1997	0	2	2	0.000	2	0
Austin Travis	2A:1954*	3	0	3	1.000	1	1
Austin Westlake	3A:1980*; 4A:1982,83,84*,86; 5A:1990,98,99,2009; 6A:2023	4	8	12	0.333	10	2
Baird	1A:1992,93	0	2	2	0.000	2	0
Banquete	3A:2016	0	1	1	0.000	1	0
Baytown Lee	2A:1955**; 4A:1961*	4	1	5	0.800	2	1
Baytown Sterling	4A:1979	1	1	2	0.500	1	0
Beaumont	2A:1949,50; 4A:1959*	2	2	4	0.500	3	1
Beaumont Forest Park	3A:1967	1	1	2	0.500	1	0
Beaumont South Park	2A:1951*	3	0	3	1.000	1	1
Beckville	1A:2001; 2A:2016; 3A:2018*	3	2	5	0.600	3	1
Bellville	3A:1988,92,93*	3	2	5	0.600	3	1
Big Sandy Harmony	2A:2003	0	1	1	0.000	1	0
Big Spring	4A:1992,94	1	2	3	0.333	2	0
Bishop	3A:2015	1	1	2	0.500	1	0
Blanco	2A:1988,2007	1	2	3	0.333	2	0
Blue Ridge	1A:2000,11	1	2	3	0.333	2	0
Boling	2A:1993	1	1	2	0.500	1	0
Booker	2A:2015	0	1	1	0.000	1	0



School	Tournament Appearances	W	L	Games	Win Pct.	Tourn.App.	Championships
Boerne Champion	5A:2023	0	1	1	0.000	1	0
Bosqueville	1A:2000,08*; 2A:2016,21	2	3	5	0.400	4	1
Bowie	3A:1981	1	1	2	0.500	1	0
Boyd	3A:2023*	2	0	2	1.000	1	1
Bremond	1A:1981*,2001*	4	0	4	1.000	2	2
Brenham	3A:1966,69**,70*,73,75*,76*; 4A:86*,87*,88*,89,94,99,2003,09,10*,11	16	10	26	0.615	16	7
Bridge City	4A:1992; 3A:2005,06	1	3	4	0.250	3	0
Brock	1A:2001; 2A:2006*,10,12; 3A:2018,21,22	4	5	9	0.444	7	1
Brownfield	3A:1964,86	2	3	5	0.400	2	0
Brownsboro	3A:1981	0	1	1	0.000	1	0
Brownsville	4A:1965	1	1	2	0.500	1	0
Bryan	2A:1952,53; 3A:1957*	2	2	4	0.500	3	1
Buna	3A:1990; 2A:2008	0	2	2	0.000	2	0
Burkburnett	3A:1978	1	1	2	0.500	1	0
Burleson	3A:1969	0	2	2	0.000	1	0
Burton	1A:1982,87*	3	1	4	0.750	2	1
Bushland	2A:2010,11,12	2	3	5	0.400	3	0
Cameron Yoe	2A:2011*	2	0	2	1.000	1	1
Canyon	4A:1988; 3A:2003; 4A:2023	0	3	3	0.000	3	0
Canyon Randall	4A:2007	0	1	1	0.000	1	0
Carrollton Turner	4A:1979,80	0	2	2	0.000	2	0
Carthage	1A:1990*; 4A:1994,01; 3A:2005*,09*	7	2	9	0.778	5	2
Castroville Medina Valley	3A:1986,97,2008	1	3	4	0.250	3	0
Cedar Park	4A:2001	0	1	1	0.000	1	0
Celina	2A:2002*; 4A:2022	2	1	3	0.667	2	1
Channelview	4A:2006	0	1	1	0.000	1	0
China Spring	1A:1979; 2A:1987*,89*; 1A:1991,92; 2A:1993*; 3A:2000*; 4A:2022,23*	11	4	15	0.733	9	5
Claude	1A:1997	0	1	1	0.000	1	0
Cleburne	3A:1979; 4A:2004,12	2	3	5	0.400	3	0
Clifton	3A:2018	1	1	2	0.500	1	0
Clute Brazoswood	4A:1979; 5A:2011*	2	1	3	0.667	2	1
Coahoma	2A:1995,97,98,99,2000	0	5	5	0.000	5	0
College Station	3A:2014*; 5A:2016	2	1	3	0.667	2	1
CS A&M Consolidated	5A:1990,2012	1	2	3	0.333	2	0
Collinsville	1A:1998,99*; 2A:2023	3	2	5	0.600	3	1
Colmesneil	B:1979,80*; 1A:1985*,86*,89,90*; 2A:2000; 1A:2003*	12	3	15	0.800	8	5
Comal Canyon	4A:1984,85	1	2	3	0.333	2	0
Comal Smithson Valley	4A:2001; 5A:2005; 6A:2021	0	3	3	0.000	3	0
Comfort	2A:2005	0	1	1	0.000	1	0
Conroe The Woodlands	5A:2000*,06*,13*; 6A:2018	6	1	7	0.857	4	3
Converse Judson	5A:1981	0	1	1	0.000	1	0



BASEBALL

ALL-TIME STATE TOURNAMENT APPEARANCES

* - State Champion; ** - Consolation Champion



Corpus Christi Calallen - 2005 Conference 4A Baseball Champions



Cypress Ranch - 2012 Conference 5A Baseball Champions

School	Tournament Appearances	W	L	Games	Win Pct.	Tourn.App.	Championships
Cooper	2A:1999*	2	0	2	1.000	1	1
Coppell	2A:1985,86	1	2	3	0.333	2	0
Corpus Christi Calallen	4A:1993,96,98,99,2000*,02,03,05*,08*,10,11	11	8	19	0.579	11	3
Corpus Christi Carroll	4A:1962,72; 5A:89,93,2010*,11,12	2	7	9	0.222	7	1
Corpus Christi King	4A:1967*	2	0	2	1.000	1	1
Corpus Christi London	3A:2021,22*,23	3	2	5	0.600	3	1
Corpus Christi Miller	2A:1951	0	1	1	0.000	1	0
Corpus Christi Moody	4A:1978; 5A:1983,94,97,2000,03,04*,06,07*; 4A:2013; 5A:2017	7	9	16	0.438	11	2
Corpus Christi Ray	2A:1953,54,55	0	3	3	0.000	3	0
Corpus Christi Veterans Memorial	5A:2018	0	1	1	0.000	1	0
Corsicana	3A:1958	1	1	2	0.500	1	0
Corsicana Mildred	1A:1995,98; 2A:2008	2	3	5	0.400	3	0
Crawford	1A:1988; 2A:2003,15	1	3	4	0.250	3	0
Crockett	2A:1980; 3A:1982*,96*	4	1	5	0.800	3	2
Cross Plains	1A:1999	1	1	2	0.500	1	0
Crowley	4A:1991	0	1	1	0.000	1	0
Cuero	3A:1957	1	1	2	0.500	1	0
Cy-Fair	5A:1984,2007*	2	1	3	0.667	2	1
Cypress Creek	4A:1980	0	1	1	0.000	1	0
Cypress Ranch	5A:2012*; 6A:2015*,18	4	1	5	0.800	3	2
Cypress Woods	6A:2023	0	1	1	0.000	1	0
D'Hanis	1A:1990,91,94,95*,2003,19*,22*	8	4	12	0.667	7	3
Daingerfield	4A:2003	0	1	1	0.000	1	0
Dallardsville Big Sandy	2A:2017,18*	3	1	4	0.750	2	1
Dallas Adamson	CITY:1949*,50**,54**,55	6	3	9	0.667	4	1
Dallas Crozier Tech	CITY:1950; 2A:1952	2	2	4	0.500	2	0
Dallas Highland Park	2A:1951,54,56; 4A:1997,98*,2002	9	5	14	0.643	6	1
Dallas Jesuit	6A:2015,16*	2	1	3	0.667	2	1



School	Tournament Appearances	W	L	Games	Win Pct.	Tourn.App.	Championships
Dallas Samuel	4A:1965*	2	0	2	1.000	1	1
Dallas Sunset	CITY:1949	1	2	3	0.333	1	0
Danbury	2A:2009*	2	0	2	1.000	1	1
Dawson	1A:2014	0	1	1	0.000	1	0
Deer Park	3A:1964**, 4A:1975; 5A:1990; 6A:2017*	3	3	6	0.500	4	1
De Leon	2A:1996	0	1	1	0.000	1	0
Denison	2A:1949**, 4A:1992	2	2	4	0.500	2	0
Denton Ryan	4A:2003,04	2	2	4	0.500	2	0
DeSoto	3A:1977,79*,80; 4A:1983,84,85*	7	4	11	0.636	6	2
Detroit	1A:1992	0	1	1	0.000	1	0
Diana New Diana	1A:1980; 2A:1986,87	0	3	3	0.000	3	0
Diboll	3A:2022	0	1	1	0.000	1	0
Dodd City	1A:2012	0	1	1	0.000	1	0
Douglass	1A:2014*	2	0	2	1.000	1	1
Dripping Springs	2A:1984; 3A:1996,98	2	3	5	0.400	3	0
Dumas	3A:1963**,66,70; 3A:1971*	5	3	8	0.625	4	1
Duncanville	4A:1975*,76*,77,78; 5A:1989,90*,98,99,2000,02	8	7	15	0.533	10	3
Eagle Pass	3A:1970; 4A:1974; 5A:1988,96	0	4	4	0.000	4	0
East Bernard	2A:1994*,95*,2014	4	1	5	0.800	3	2
Edgewood	3A:2015	0	1	1	0.000	1	0
Edinburg	2A:1956	0	1	1	0.000	1	0
El Campo	3A:1962*,68*; 4A:1982*,93,2015	6	2	8	0.750	5	3
El Paso Austin	2A:1954; 4A:1965**	1	2	3	0.333	2	0
El Paso Bowie	2A:1949*	3	0	3	1.000	1	1
El Paso Burges	5A:1983	0	1	1	0.000	1	0
El Paso Coronado	5A:1992	0	1	1	0.000	1	0
El Paso Riverside	4A:2000	0	1	1	0.000	1	0
El Paso Socorro	5A:2009*	2	0	2	1.000	1	1
Elgin	3A:2001	0	1	1	0.000	1	0
Elkhart	1A:1979,91; 2A:1992,2012	0	4	4	0.000	4	0
Elysian Fields	2A:2001	1	1	2	0.500	1	0
Eula	1A:1991	0	1	1	0.000	1	0
Evadale	1A:1992,2000*,10	3	2	5	0.600	3	1
Everman	4A:1984	0	1	1	0.000	1	0
Falfurrias	3A:1990*,93,2006	4	2	6	0.667	3	1
Falls City	1A:1980	1	1	2	0.500	1	0
Fayetteville	B:1979; 1A:1985,97*,99,2012*,17,18,21*,23	10	6	16	0.625	9	3
Flatonia	1A:1992,93*,2008,14; 2A:2015*,16*	9	3	12	0.750	6	3
Follett	1A:1981.88,2004	1	3	4	0.250	3	0
Forney	3A:1999,2000,01,02,04; 5A:2018	4	6	10	0.400	6	0
Fort Bend Clements	5A:1997,2010	0	2	2	0.000	2	0
Fort Bend Dulles	5A:1989*,2013	3	1	4	0.750	2	1
Fort Bend Elkins	5A:1998,2000,01,02*,03*	5	3	8	0.625	5	2



BASEBALL

ALL-TIME STATE TOURNAMENT APPEARANCES

* - State Champion; ** - Consolation Champion

School	Tournament Appearances	W	L	Games	Win Pct.	Tourn.App.	Championships
Fort Bend Ridge Point	6A:2019,22	0	2	2	0.000	2	0
Fort Worth Arlington Heights	CITY:1950; 4A:1966,69**,96*,98,2000,06,09	6	8	14	0.429	8	3
Fort Worth Boswell	4A:1997*	2	0	2	1.000	1	1
Fort Worth Carter-Riverside	CITY:1949**, 3A:1970	2	2	4	0.500	2	0
Fort Worth Northside	2A:1951	0	1	1	0.000	1	0
Fort Worth Paschal	CITY:1949,50*; 2A:1956; 4A:1958,59,60**	6	7	13	0.462	6	1
Fort Worth Poly	2A:1953*	3	0	3	1.000	1	1
Fort Worth Southwest	4A:1977; 5A:1982,89	1	3	4	0.250	3	0
Fort Worth Western Hills	4A:2001*	2	0	2	1.000	1	1
Frankston	2A:1986	1	1	2	0.500	1	0
Fredericksburg	3A:1990	0	1	1	0.000	1	0
Freeport Brazosport	4A:1964*,66*; 3A:1976,78; 5A:1984*,92*	8	2	10	0.800	6	4
Freer	3A:1990*	2	0	2	1.000	1	1
Friendswood	4A:2008,22	1	2	3	0.333	2	0
Frisco	2A:1984	0	1	1	0.000	1	0
Frisco Reedy	5A:2023	0	1	1	0.000	1	0
Frisco Wakeland	4A:2010; 5A:2017,22	0	3	3	0.000	3	0
Gail Borden County	1A:2017	0	1	1	0.000	1	0
Galena Park	4A:1965,73	0	3	3	0.000	2	0
Galena Park North Shore	5A:1987	0	1	1	0.000	1	0
Garland	3A:1957	0	2	2	0.000	1	0
Garrison	2A:2021,22	1	2	3	0.333	2	0
Georgetown	5A:2015,19,22*	4	2	6	0.667	3	1
Georgetown Gateway	3A:2017,18	0	2	2	0.000	2	0
Giddings	3A:2009,10	2	2	4	0.500	2	0
Gilmer Harmony	2A:1985,90*,96	3	2	5	0.600	3	1
Gilmer Union Hill	1A:2006,17	1	2	3	0.333	2	0
Gladewater	3A:1983	0	1	1	0.000	1	0
Gladewater Union Grove	2A:1981,83	1	2	3	0.333	2	0
Gorman	1A:1986,90,94,96	0	4	4	0.000	4	0
Graham	3A:1985,92,96	1	3	4	0.250	3	0
Grand Saline	2A:1995	0	1	1	0.000	1	0
Grapevine	5A:2016*,17	3	1	4	0.750	2	1
Groveton	2A:2017	0	1	1	0.000	1	0
Gunter	1A:1985,91,94*; 2A:1997,98*,2000,01; 3A:2021,22	5	7	12	0.417	9	2
Hallettsville	3A:1992,97*,98; 2A:2013*	4	2	6	0.667	4	2
Hallsville	4A:2014; 5A:2021	1	2	3	0.333	2	0
Hamilton	2A:1989	0	1	1	0.000	1	0
Hamlin	1A:2003	0	1	1	0.000	1	0
Harleton	1A:1981,2005; 2A:2015,23*	3	3	6	0.500	4	1
Harlingen South	5A:2007	1	1	2	0.500	1	0
High Island	1A:1987,99	1	2	3	0.333	2	0
Holliday	2A:1988,90,92,94,2001,02,03,04,05,06,09	5	11	16	0.313	11	0



School	Tournament Appearances	W	L	Games	Win Pct.	Tourn.App.	Championships
Hooks	3A:1987,93,94; 2A:2007	1	4	5	0.200	4	0
Houston Aldine	4A:1970*	2	0	2	1.000	1	1
Houston Austin	CITY:1949	0	1	1	0.000	1	0
Houston Bellaire	4A:1960*,62*,63,70,71*,72,78*; 5A:1986*,94*,99,2008	17	4	21	0.810	11	6
Houston Clear Lake	5A:1988,96	0	2	2	0.000	2	0
Houston Forest Brook	4A:2002	0	1	1	0.000	1	0
Houston Heights	2A:1952*,55	3	1	4	0.750	2	1
Houston Lamar	CITY:1949; 4A:1958**,69*	3	2	5	0.600	3	1
Houston Milby	CITY:1950	0	1	1	0.000	1	0
Houston North Side	CITY:1950	0	2	2	0.000	1	0
Houston Sharpstown	4A:1976,77*; 5A:1982*	4	1	5	0.800	3	2
Houston Spring Woods	4A:1974	1	1	2	0.500	1	0
Houston Strake Jesuit	6A:2021	0	1	1	0.000	1	0
Houston Westchester	4A:1972,73	1	2	3	0.333	2	0
Houston Wisdom	4A:1967	0	2	2	0.000	1	0
Hubbard	1A:2021	0	1	1	0.000	1	0
Hudson	3A:1984	0	1	1	0.000	1	0
Hughes Springs	2A:2006,13	2	2	4	0.500	2	0
Humble Atascocita	5A:2014	0	1	1	0.000	1	0
Humble Kingwood	5A:2004,05*	2	1	3	0.667	2	1
Humble Kingwood Park	5A:2018	0	1	1	0.000	1	0
Huntington	2A:1984	0	1	1	0.000	1	0
Hutto	2A:1998; 3A:2008	0	2	2	0.000	2	0
Idalou	2A:2014	0	1	1	0.000	1	0
Iowa Park	3A:1975,93,98,2001	0	4	4	0.000	4	0
Jarrell	2A:2004,12*	2	1	3	0.667	2	1
Jasper	3A:1961**,72,78; 4A:1985; 3A:2007*,10; 4A:2018	3	6	9	0.333	7	1
Jewett Leon	2A:2002	0	1	1	0.000	1	0
Johnson City LBJ	B:1980; 1A:2011*	2	1	3	0.667	2	1
Katy	5A:2006	1	1	2	0.500	1	0



Keller - 2021 Conference 6A Baseball Finalist




Malakoff - 2021 Conference 3A Baseball Champions



BASEBALL

ALL-TIME STATE TOURNAMENT APPEARANCES

* - State Champion; ** - Consolation Champion



New Deal - 2021 Conference 2A Baseball Champions



Mt. Belvieu Barbers Hill - 2021 Conference 5A Baseball Champions

School	Tournament Appearances	W	L	Games	Win Pct.	Tourn.App.	Championships
Keller	5A:1991; 6A: 2021	1	2	3	0.333	2	0
Kenedy	3A:1982,83*	2	1	3	0.667	2	1
Kennard	1A:2021,22,23	1	3	4	0.250	3	0
Kermit	2A:1979*	2	0	2	1.000	1	1
Kilgore	3A:1960,63,71,72	1	6	7	0.143	4	0
Kingsville Academy	2A:1999	1	1	2	0.500	1	0
Klein	5A:1983,98*,2001,10,11	3	4	7	0.429	5	1
Klein Collins	5A:2007	0	1	1	0.000	1	0
Klein Oak	5A:1991,96	2	2	4	0.500	2	0
Krum	1A:1982	0	1	1	0.000	1	0
La Grange	3A:1973*; 2A:1979,80; 3A:1983,87,2001*,04*,13*	10	4	14	0.714	8	4
Lake Dallas	3A:1997	0	1	1	0.000	1	0
Lake Worth	3A:1984	1	1	2	0.500	1	0
Lamesa	3A:1961,68,72	1	3	4	0.250	3	0
Langham Creek	6A:2016	0	1	1	0.000	1	0
Laredo Alexander	5A:1999; 6A:2015	0	2	2	0.000	2	0
Laredo Martin	2A:1950,52	1	3	4	0.250	2	0
Laredo United	5A:2008	0	1	1	0.000	1	0
League City Clear Creek	5A:1991*	2	0	2	1.000	1	1
Leander	4A:1989	0	1	1	0.000	1	0
Leander Rouse	5A:2021	0	1	1	0.000	1	0
Lefors	1A:1987	0	1	1	0.000	1	0
Lewisville Flower Mound	5A:2003,04,14*; 6A:2023*	5	2	7	0.714	4	2
Liberty	3A:1999	1	1	2	0.500	1	0
Linden-Kildare	2A:1980*; 3A:1984,85	3	2	5	0.600	3	1
Lingleville	1A:1984	0	1	1	0.000	1	0
Little Cypress-Mauriceville	4A:1996	1	1	2	0.500	1	0
Littlefield	3A:2015	0	1	1	0.000	1	0
Llano	3A:1989,2004	0	2	2	0.000	2	0
Longview	2A:1954	1	2	3	0.333	1	0

BASEBALL

ALL-TIME STATE TOURNAMENT APPEARANCES




* - State Champion; ** - Consolation Champion

School	Tournament Appearances	W	L	Games	Win Pct.	Tourn.App.	Championships
Lorraine	1A:1995	0	1	1	0.000	1	0
Lorena	3A:2002,03*	2	1	3	0.667	2	1
Lovelady	1A:2007	0	1	1	0.000	1	0
Lubbock	2A:1949	0	1	1	0.000	1	0
Lubbock Cooper	3A:2005,13,14	1	3	4	0.250	3	0
Lubbock Coronado	5A:2011	1	1	2	0.500	1	0
Lubbock Estacado	4A:1981,82; 3A:2010	1	3	4	0.250	3	0
Lubbock Monterey	4A:1961,63,70,71,72*,74*,78;5A:1981*,84,85,94,96*,97,2005	13	10	23	0.565	14	4
Lufkin	2A:1956; 4A:1958,61**,62**,63*,71; 5A:1992,94,2009	6	8	14	0.429	9	1
Magnolia West	5A:2023*	2	0	2	1.000	1	1
Malakoff	3A:2021*	2	0	2	1.000	1	1
Mansfield Legacy	5A:2022	0	1	1	0.000	1	0
Marshall	2A:1949,50	1	3	4	0.250	2	0
Maud	1A:1988,89*,90,95,96,97,2004	3	6	9	0.333	7	1
Maypearl	2A:2005; 3A:2023	0	2	2	0.000	2	0
McKinney	4A:1981	0	1	1	0.000	1	0
McKinney North	4A:2006	0	1	1	0.000	1	0
McLeod	1A:2002	1	1	2	0.500	1	0
Mercedes	3A:1974; 4A:1986	2	2	4	0.500	2	0
Mesquite Poteet	4A:2007,11	1	2	3	0.333	2	0
Midland	4A:1960,73*; 5A:2001*,06	4	3	7	0.571	4	2
Midland Legacy	4A:1964**,69; 5A:2007	2	3	5	0.400	3	0
Midlothian	3A:1982	1	1	2	0.500	1	0
Miles	1A:2001,09*	2	1	3	0.667	2	1
Mineola	3A:1996	0	1	1	0.000	1	0
Mont Belvieu Barbers Hill	5A:2021*	2	0	2	1.000	1	1
Montgomery	4A:2005,12	0	2	2	0.000	2	0
Mount Pleasant	3A:1964,78*; 4A:1993*	4	2	6	0.667	3	2
Muenster	2A:2017*,18	3	1	4	0.750	2	1
Nacogdoches	3A:1959; 5A:1981	0	3	3	0.000	2	0
Nacogdoches Central Heights	2A:2004*,11; 3A:2017*	5	1	6	0.833	3	2
Nazareth	1A:2021,22,23	1	3	4	0.250	3	0
Nederland	3A:1959**,60**; 4A:1997,98	2	4	6	0.333	4	0
New Braunfels	4A:1983,2006*	2	1	3	0.667	2	1
New Deal	2A:1993; 1A:2005,06,07; 2A:2018,21*	3	5	8	0.375	6	1
New Home	1A:2018,19; 2A:2022,23	0	4	4	0.000	4	0
North Garland	5A:1985	0	1	1	0.000	1	0
North Richland Hills Birdville	4A:2008	0	1	1	0.000	1	0
Northside Clark	5A:1991	0	1	1	0.000	1	0
Northside O'Connor	5A:2013	0	1	1	0.000	1	0
Northwest Eaton	5A:2018*	2	0	2	1.000	1	1
Odem	3A:1984*	2	0	2	1.000	1	1

* - State Champion; ** - Consolation Champion



Robstown - 1991 Conference 4A Baseball Champions



Rockwall Heath - 2021 Conference 6A Baseball Champions

School	Tournament Appearances	W	L	Games	Win Pct.	Tourn.App.	Championships
Odessa	2A:1950*,51,54; 4A:1959,62	5	6	11	0.455	5	1
Odessa Ector	3A:1959,67	1	3	4	0.250	2	0
Odessa Permian	4A:1966**	1	1	2	0.500	1	0
Orange Grove	3A:1994*	2	0	2	1.000	1	1
Orangefield	3A:1990	0	1	1	0.000	1	0
Ore City	1A:1979; 2A:1984*	3	1	4	0.750	2	1
Overton	1A:2009,11	0	2	2	0.000	2	0
Palmer	B:1979*,80; 1A:1981,82*; 2A:1990,94,2011	6	5	11	0.545	7	2
Paris	2A:1955*; 3A:1961; 4A:1989*	6	1	7	0.857	3	2
Pasadena	4A:1957,68,74	1	4	5	0.200	3	0
Pasadena Rayburn	5A:1985	0	1	1	0.000	1	0
Pattonville Prairiland	3A:1986*; 2A:1993	2	1	3	0.667	2	1
Pearland	4A:1980*; 5A:1981,84,2009,14; 6A:2023	4	5	9	0.444	6	1
Pecos	3A:1973,74,76,77,79	1	5	6	0.167	5	0
Perryton	3A:2004	0	1	1	0.000	1	0
Petrolia	1A:1989	0	1	1	0.000	1	0
Pettus	1A:1989	1	1	2	0.500	1	0
Pflugerville	3A:1981	0	1	1	0.000	1	0
Pilot Point	2A:1995,96	1	2	3	0.333	2	0
Pineland West Sabine	2A:1982,94; 1A:2004,08	2	4	6	0.333	4	0
Plano	4A:1975	0	1	1	0.000	1	0
Plano East	5A:1987	0	1	1	0.000	1	0
Plano West	5A:2010	0	1	1	0.000	1	0
Pollok Central	2A:1983*	2	0	2	1.000	1	1
Ponder	1A:1992; 2A:2004,09	2	3	5	0.400	3	0
Port Arthur	2A:1956**	2	1	3	0.667	1	0
Port Arthur Jefferson	5A:1983*	2	0	2	1.000	1	1
Port Neches-Groves	3A:1958**; 4A:2000; 5A:2017*	4	2	6	0.667	3	1
Poteet	3A:1985	0	1	1	0.000	1	0
Pottsboro	1A:1980; 2A:1981,82,88,2007	0	5	5	0.000	5	0
Powderly North Lamar	4A:1987	0	1	1	0.000	1	0

BASEBALL

ALL-TIME STATE TOURNAMENT APPEARANCES



* - State Champion; ** - Consolation Champion

School	Tournament Appearances	W	L	Games	Win Pct.	Tourn.App.	Championships
Price Carlisle	1A:2012,13*	2	1	3	0.667	2	1
Prosper	1A:1982,83,84*; 5A:2015*	4	2	6	0.667	4	2
Queen City	3A:1990,92*	3	1	4	0.750	2	1
Rains	2A:1985	0	1	1	0.000	1	0
Richardson	3A:1962**	1	1	2	0.500	1	0
Richmond George Ranch	4A:2014	0	1	1	0.000	1	0
River Oaks Castleberry	3A:1963	1	1	2	0.500	1	0
Riviera Kaufer	1A:1979*; 2A:1982,85*,86*	6	1	7	0.857	4	3
Robinson	3A:1994,2000,11,12; 4A:2016,17	2	6	8	0.250	6	0
Robstown	4A:1987,88,90,91*,92*; 3A:2011	5	4	9	0.556	6	2
Rockwall	5A:2005	1	1	2	0.500	1	0
Rockwall Heath	4A:2012*; 6A:2021*,22	4	1	5	0.800	3	2
Rogers	2A:2006,07*,10*	4	1	5	0.800	3	2
Rosebud-Lott	2A:1998,99	1	2	3	0.333	2	0
Rotan	1A:1998	0	1	1	0.000	1	0
Round Rock	5A:1997*,03; 6A:2017	3	2	5	0.600	3	1
Round Rock Westwood	5A:1986,88,2002	2	3	5	0.400	3	0
Runge	1A:1984	1	1	2	0.500	1	0
Rusk	4A:2021	1	1	2	0.500	1	0
Salado	1A:1986; 2A:2008*,13; 4A:2016	3	3	6	0.500	4	1
San Angelo Grape Creek	2A:2008	0	1	1	0.000	1	0
San Antonio Alamo Heights	5A:2016	0	1	1	0.000	1	0
San Antonio Harlandale	4A:1960	1	1	2	0.500	1	0
San Antonio Highlands	4A:1968*	2	0	2	1.000	1	1
San Antonio Houston	4A:1969	0	2	2	0.000	1	0
San Antonio Jefferson	5A:1982	0	1	1	0.000	1	0
San Antonio Johnson	6A:2016	1	1	2	0.500	1	0
San Antonio LEE	3A:1962; 4A:1963**,64,71,73	1	6	7	0.143	5	0
San Antonio MacArthur	4A:1966; 5A:1987	2	2	4	0.500	2	0
San Antonio Reagan	5A:2014; 6A:2017,18,22	4	4	8	0.500	4	0
San Antonio Roosevelt	4A:1980	1	1	2	0.500	1	0
San Augustine	2A:1979; 3A:1987*,89	3	2	5	0.600	3	1
Savoy	1A:1987	0	1	1	0.000	1	0
Schulenberg	2A:1990,91	1	2	3	0.333	2	0
Sealy	3A:1986	0	1	1	0.000	1	0
Seguin	3A:1960*	2	0	2	1.000	1	1
Seminole	3A:1962	1	1	2	0.500	1	0
Seymour	1A:2008	0	1	1	0.000	1	0
Shallowater	3A:2016	0	1	1	0.000	1	0
Shelbyville	2A:1988*,89	3	1	4	0.750	2	1
Sherman	2A:1950**; 4A:1964	3	2	5	0.600	2	0
Shiner	2A:1981*,92*,2002*; 1A:2004*; 2A:2021,22,23	10	3	13	0.769	7	4
Silsbee	3A:2013	0	1	1	0.000	1	0



BASEBALL

ALL-TIME STATE TOURNAMENT APPEARANCES

* - State Champion; ** - Consolation Champion

School	Tournament Appearances	W	L	Games	Win Pct.	Tourn.App.	Championships
Sinton	3A:1975,88*,89*,99,2002*,03,07,14; 4A:2017,21,22*,23	10	8	18	0.556	12	4
Slocum	1A:2018*	2	0	2	1.000	1	1
Snyder	3A:1957**,58,59,65,80; 4A:1983*,86; 3A:2008*	6	8	14	0.429	8	2
Somerset	3A:1981*	2	0	2	1.000	1	1
South Grand Prairie	3A:1973,74*,76	3	2	5	0.600	3	1
South San Antonio	3A:1958*,59*,61*,63*,64*,65**,66*,67*,68**; 4A:1975,76; 5A:1992	18	5	23	0.783	12	7
South San Antonio West	3A:1979; 4A:1981*	2	1	3	0.667	2	1
Southlake Carroll	2A:1982*,83; 3A:1990; 4A:1996,2002*; 5A:2008; 6A:2017,18* 19*,22*	12	5	17	0.706	10	5
Spring	4A:1979*; 5A:2004	2	1	3	0.667	2	1
Spurger	1A:1996,97	2	2	4	0.500	2	0
Stamford	1A:2010,11,12,13; 2A:2016	2	5	7	0.286	5	0
Stephenville	2A:1949; 4A:2021	0	2	2	0.000	2	0
Sunnyvale	2A:2014*	2	0	2	1.000	1	1
Sweeny	3A:1985*,2012; 4A:2018	3	2	5	0.600	3	1
Taylor	3A:1969*,71,72*	5	1	6	0.833	3	2
Temple	2A:1953	0	1	1	0.000	1	0
Texarkana Liberty-Eylau	3A:2006*,07; 4A:2023	4	2	6	0.667	3	1
Texarkana Pleasant Grove	3A:1989,08,09,10*,12*,13; 4A:2016,17,21*	8	6	14	0.571	9	2
Texarkana Texas	4A:1976; 5A:1982; 4A:2009*	2	2	4	0.500	3	1
Texas City	2A:1954; 4A:2007	0	2	2	0.000	2	0
Thorndale	1A:1996*,2005*,06,07,09,10	4	4	8	0.500	6	2
Thrall	1A:1998*	2	0	2	1.000	1	1
Tomball	4A:2013*; 5A:2015	2	1	3	0.667	2	1
Trenton	1A:2013	0	1	1	0.000	1	0
Trinidad	1A:1994	1	1	2	0.500	1	0
Troy	2A:1983,2014	1	2	3	0.333	2	0
Tyler John Tyler	2A:1951,52,53**; 4A:1967**,68**	4	5	9	0.444	5	0
Uvalde	3A:1977*	2	0	2	1.000	1	1
Valley Mills	1A:1983*,91*,92*,2002,05; 2A:2019,22*	8	3	11	0.727	7	4
Van Alstyne	3A:2016	1	1	2	0.500	1	0
Van Horn	2A:1991*	2	0	2	1.000	1	1
Victoria East	4A:2014	1	1	2	0.500	1	0
Victoria Strohman	4A:1977; 5A:1985*,86	2	2	4	0.500	3	1
Waco	2A:1949,52**,55; 4A:1957**,61	5	8	13	0.385	5	0
Waco Connally	3A:1975	0	1	1	0.000	1	0
Waco La Vega	3A:1967**,68,87,88	2	5	7	0.286	4	0
Waco Midway	3A:1977; 4A:1981,2003*	2	2	4	0.500	3	1
Wall	3A:2017,19*,23	4	2	6	0.667	3	1
Waskom	1A:1980*; 2A:1981	3	1	4	0.750	2	1
Waxahachie	2A:1950; 3A:1965*,66**; 4A:1988,99,08	5	5	10	0.500	6	1
Weatherford	4A:1982	1	1	2	0.500	1	0



Valley Mills - 2022 Conference 1A Baseball Champions



Texarkana Pleasant Grove - 2021 Conference 4A Baseball Champions

School	Tournament Appearances	W	L	Games	Win Pct.	Tourn.App.	Championships
Weimar	2A:1996*,97*,2000*,01*,02,03*; 1A:2013	10	2	12	0.833	7	5
West	3A:1999*,2012,15*,16*	7	1	8	0.875	4	3
West Mesquite	4A:1991	1	1	2	0.500	1	0
West Orange-Stark	3A:1974; 5A:1991; 4A:2015	1	3	4	0.250	3	0
Wharton	3A:1971,80	0	2	2	0.000	2	0
White Oak	2A:2009,10	0	2	2	0.000	2	0
White Settlement Brewer	4A:1987	1	1	2	0.500	1	0
Whitehouse	4A:2013; 5A:2016	0	2	2	0.000	2	0
Whitesboro	3A:2017	0	1	1	0.000	1	0
Wichita Falls	2A:1951**,53; 4A:1957	4	4	8	0.500	3	0
Wichita Falls Rider	4A:2005,10,11*,13	2	3	5	0.400	4	1
Windthorst	B:1979,80; 1A:1983,2002,03,09,10*	3	6	9	0.333	7	1
Winnie East Chambers	2A:1979	1	1	2	0.500	1	0
Woden	2A:2018	0	1	1	0.000	1	0
Wolfforth Frenship	4A:1993	1	1	2	0.500	1	0
Woodville	2A:2005*	2	0	2	1.000	1	1
Wylie	3A:1982,88	0	2	2	0.000	2	0
Yoakum	3A:2000,05	1	2	3	0.333	2	0
Yorktown	2A:1989	0	1	1	0.000	1	0