

University Interscholastic League

**The Handbook
for
One-Act Play**



For High School One-Act Play Directors, Contest Managers & Adjudicators

28th Edition

Notice of Non-Discrimination

The University Interscholastic League (UIL) does not discriminate on the basis of disability, race, color, gender, religion or national origin in its programs.

The following person has been designated to handle inquiries regarding the non-discrimination policies:

Dr. Mark Cousins
University Interscholastic League,
Director of Compliance and Education,
1701 Manor Road
Austin, TX 78722
(512) 471-5883
policy@uiltexas.org

For further information on notice of non-discrimination, visit:
<https://www2.ed.gov/about/offices/list/ocr/addresses.html>

or call **1-800-421-3481**, or contact the OCR in Dallas, TX:
Office for Civil Rights
U.S. Department of Education
1999 Bryan Street, Texas 75201-6810

Telephone:(214) 661-9600
Fax: (214) 661-9587
TDD: 800-877-8339 Email: OCR.Dallas@ed.gov

Cover Photo Credit: Library of Congress

“In a well-planned One-Act Play Contest, there are no losers.”

Handbook for One-Act Play

AMENDED

28th Edition



Acknowledgements

A very sincere thank you to Connie McMillan, Elisabeth Sikes, and to Kelsey Wickliffe for their contributions. I also wish to thank the UIL Theatre Advisory Committee and the following educators for their work: Amy Jordan, Carla Schumann, Larry Carpenter, Daniel Baxter and Rod Sheffield. The League also wishes to thank Luis Muñoz and Lynn Murray for material contributions and continued support of the One-Act Play Contest.

Theatre Constitution and Contest Rules

Section 1033: One-Act Play Contest

(a) THE CONTEST

(1) Purpose. The purposes of the One-Act Play contest are to foster appreciation of good theatre, satisfy the competitive, artistic spirit with friendly rivalry among schools, learn to lose or win graciously, promote interest in theatre during adult life and increase the number of schools which have adopted theatre arts as an academic subject in school curricula.

(2) Contest Format. Each school performs a short play. The plays are adjudicated and advancing schools are announced and individual awards given. Schools receive an evaluation form and an oral critique.

(b) ENTRIES.

(1) Representation. Each member high school of the UIL is entitled to enter a play company in the district contest of its appropriate conference.

(2) Participation. Participation shall be defined as a performance of an approved script with a running time of not less than eighteen minutes. A school that fails to participate in the One-Act Play contest after enrolling shall be subject to the full range of penalties, including suspension from the One-Act Play Contest for the following year.

(3) Faculty Director.

(A) Directors in the high school One-Act Play Contest shall be full-time employees of the school districts the plays represent. Full-time means that the person is under contract to the school board for the whole scholastic or calendar year and the person has enough contractual duties to be considered a full-time employee by the Teacher Retirement System and state law.

(B) Exceptions. A retired teacher or administrator who has 20 or more years of experience may be hired and paid for directing the one-act play. Student teachers, during the semester they are assigned to a member

school district to fulfill their student teaching requirements, may volunteer, pro bono, to assist in directing their contest play and may serve as one of the directors allowed. A full-time substitute who has directed one-act play during the school year may be permitted to continue through the state One-Act Play Contest.

(C) Aid in Directing. Directors shall not accept nor solicit aid in the preparation of the play, or in coaching the actors, or in designing props, makeup, costumes, scenery, lighting or in directing the contest play. Violations of this rule may result in the play being deemed ineligible for competition.

(c) CONTEST ADMINISTRATION AND PROCEDURES.

(1) Contest Manager. The one-act play contest manager, appointed by the district director, should not be the director of a play entered in the same contest.

(A) Responsibilities. It is the responsibility of the one-act play contest manager to organize and conduct the contest in accordance with UIL rules and the "guide for contest managers," in the current Handbook for One-Act Play.

Handbook for One-Act Play

(B) Violations. The contest manager is required to declare ineligible a play that violates any of the following: uses an ineligible student, exceeds the number allowed in the performing company, uses additional unit set, or violates Sections 1033 (c)(4), (c)(6) or (c)(7). Violations of any other rules shall be reported to the appropriate executive committee.

(2) Enrollment. Schools shall enroll, register their title and enter contestants by following the procedures found in the current Handbook for One-Act Play. The deadlines can be found in the current official calendar.

(3) Play Selection. All plays on the approved lists of long or short plays may be used in UIL contests.

(A) Plays Not on the Approved List and Scenic Additions. All requests for permission to produce plays not on the approved lists, together with any requests to use scenic elements not permissible under contest rules, shall follow the procedures outlined in the current Handbook for One-Act Play.

(B) Standards. Directors shall eliminate or reject profane references to a deity and obscene language, actions or scenes from the approved production. The administration of the producing school shall assure that the director complies with these requirements and that the play does not offend the moral standards of the community. When a script and the staged production are examined and approved by the administration of the producing school, the production is eligible for presentation at any contest site. The Standards Compliance Form serves to certify that the play and production have been carefully examined and approved for presentation. The UIL's Play Appraisal Committee may eliminate language, actions or scenes as a condition for approval of plays not on the approved lists.

(4) Time Limits. No play shall exceed 40 minutes performance time. No play shall use more than seven minutes to set and seven minutes to strike. No more than 60 seconds shall elapse between the set time and the beginning of performance.

(5) Scenery. Scenic items may be used as specified in the current Handbook for One-Act Play.

(6) Firearms or Explosives. No starter pistol, real gun, rifle, pellet gun, air gun or pistol shall be used in any way, regardless of whether or not the firing pin is removed. Toy, wooden or model firearms may be used. Discharge of a firearm, cap pistol, starter pistol or any type of explosive or the use of combustible materials in connection with a contest play shall not be permitted.

(7) The Director During the Contest Performance. Directors shall not be permitted in the light booth, backstage or offstage areas during the contest performance of their play, but directors are permitted in these areas during the set and strike periods. Directors shall not make contact or communicate with crew and cast members working in said areas during performance.

(8) Awards. Three unranked advancing plays and an alternate shall be selected at zone, district, bi-district and area levels. Two unranked advancing plays and an alternate shall be selected at the regional level.

(A) Plays at state shall be ranked through sixth place. A+ contests shall be ranked through third place.

(B) Individual awards shall include the two best performers, all-star cast and honorable mention all-

star cast. An honorable mention all-star cast, not to exceed the size of the all-star cast, may be selected at the discretion of the judge or judges.

(C) Medals and points given to individual students for competition in the One-Act Play Contest stay with the students even if the school is disqualified. However, if the disqualification of the school is the result of an ineligible student, the student shall return awards and points for that student is deducted.

(9) Judges.

(A) Selection of Judges. Only judges selected from the current UIL's list of accredited critic judges, unless the UIL approves an exception for valid reasons, shall adjudicate all One-Act Play Contests.

(B) Judges and Critiques. Judging shall be by an odd number of judges or by a single critic judge. A critique of each play shall be presented orally to all entries and interested audience members before or after the contest manager has announced results of the contest. At the area, regional and state levels, critiques will be presented as determined by the UIL state theatre director.

(C) Responsibility For Selection Of Judges. Judges for zone, district and bi-district contests shall be selected by the District Executive Committee(s). Judges for the area, regional and state contest shall be selected and assigned by the State Theatre Director. A judge should not be selected that would result in any entry being evaluated by the same judge twice in the same year.

(D) Decision Of The Critic Judge Or Judges. The decision of the critic judge or judges is final.

Section 1034: One-Act Play Contest Ethics Code

One mission of the UIL One-Act Play Contest is to promote a spirit of cooperation among all involved directors, students, administrators, parents and audience members to promote growth in the realm of educational theatre. The One-Act Play Contest Ethics Code shall carry the force of rule. Member school districts, member schools and/or covered school district personnel who violate any of the provisions of this code shall be subject to penalty.

(a) ONE-ACT PLAY CONTEST CODE. Section 901, the Academic Meet Code requires participants to:

(1) Participate in the OAP contest with the spirit of fairness and sportsmanship, observing all rules both in letter and intent.

(2) Direct and sponsor companies and individuals without resorting to tactics which attempt to skirt the rules or distract from sound educational principles.

(3) Accept decisions of the adjudicator(s) and contest manager(s) graciously without questioning their honesty or integrity unless concrete evidence of impropriety can be brought forward. Extend courtesy to contest officials and site crews from the company members, school officials and audience. Conduct that berates, intimidates or threatens competitors, based on gender or ethnic origin, has no place in interscholastic activities.

(4) Receive the adjudicator's point of view with an open mind. Negative reaction during the critique shall be deemed inappropriate.

(5) Provide information or evidence regarding eligibility of any contestant or school to the local school administration, then to the proper District Executive Committee. To withhold information is

Handbook for One-Act Play

considered dishonorable and contrary to good sportsmanship. Schools guilty of violating this section are subject to penalty.

(b) **CODE FOR ONE-ACT PLAY CONTEST DIRECTORS AND SCHOOL OFFICIALS.** The Code for one-act play directors and school officials includes the principles described above and the purposes listed in Section 1033 (a-c) and the “Guide For One-Act Play Contest Directors” in the Handbook for One-Act Play. The Code requires:

(1) Awareness, understanding and observance of all rules governing the competition for which the director is responsible.

(2) Treatment of company members based on sound educational precepts and the general welfare and health of the student.

(3) Professional courtesy to other directors, contest manager(s), adjudicator(s) and participants.

(A) Directors shall communicate the aims and rules of the One-Act Play Contest to all company members in the early stages of the rehearsal process.

(B) Directors shall model professional behavior during the planning, the production rehearsal and throughout the duration of the contest.

(C) Directors shall be responsible for making company members, school officials, parents and patrons aware of the objective criteria described in the Handbook for One-Act Play and the subjectivity involved in the process of adjudication; i.e. evaluating, selecting and critiquing any work of art, including a one-act play.

(D) Directors and company members shall model professional decorum during all phases of the contest. For example, directors and company members, as representatives of their schools and communities, shall refrain from disruptive behavior, slanderous or overt actions of disrespect, or any other displays of negative behavior.

(4) Adherence to the One-Act Play Contest calendar and pre-contest planning procedures.

(5) Avoidance of any practice that would endanger the welfare or safety of any company member, including actual contact strikes to the performer. Only choreographed stage combat, creating the illusion of physical contact shall be used in the contest.

(6) Emphasis on the academic progress of all participants through a check of their academic standing.

(7) Protests and reports of violations forwarded to the appropriate District Executive Committee at the zone and district levels and the State Executive Committee at the area, regional and state levels.

(c) **PROFESSIONAL GROWTH AND DEVELOPMENT.** Directors are encouraged to take advantage of the opportunity for professional growth through affiliations with professional associations and publications.

One-Act Play Contest Calendar 2024-2025

Dates Subject to Change – Always Check the Current Constitution & Contest Rules (C&CR)

- August 31** Deadline to report bi-district information and adjudicators to state offices. The link for the form can be found on the theatre website under bi-district page. Region, Area and Bi-district adjudicators should be contracted by this time.
- August 10 - Nov 1** Window to schedule zone and district OAP Planning Meetings. It may be necessary to meet earlier in order to schedule sites and dates. August 10 is the first day to contact a single adjudicator or the first member of a panel. It is also the first day you may draw for any Zone and District assignments.
- October 1** Deadline to enroll via the UIL Spring Meet Entry System.
- Nov 1 - Feb 1** Dates to contact and contract the second and third members of a panel for zone and district contests opting to use a panel.
- November 15** Last day for double representation notification to the League. Thus, two plays may be produced by one school when less than three schools are entered in the district contest.
- December 6** Deadline for requesting permission to produce plays not on the approved lists and scenic elements that are not permissible under contest rules and are “without which the approved play cannot be produced.”
- February 1**
Deadline to organize your district’s One-Act Play Contest.
Deadline to set up One-Act Play Meets in the Spring Meet Entry System.
Contestant Entry Opens
Deadline for executing judging contracts.
- February 10** Deadline for registering your play title in the UIL Spring Meet Entry System (**System opens 1/1**)
- Ten Calendar Days Prior to you First Contest**
Deadline for Contestant Entry, play and set information and additional directors to be entered via the Online Entry System and the Contestant Entry Form without DEC approval. (**Both systems open 2/1**) Note: Some Contest Directors set a contestant entry deadline earlier than the ten calendar days.
- April 3** Deadline for certifying the results for district and bi-district contests.

IF YOU MISS A DEADLINE

Required items (i.e. late contestant entry, late title entry, missing set approval, etc.) submitted after the deadline require a majority consent of the appropriate executive committee or the meet director, if authorized, in order to be accepted. **A letter, signed by the school’s administrator, certifying the fact that the appropriate executive committee or the meet director has approved the late entry shall be submitted to the Contest Manager and State Theatre Director prior to the beginning of the contest.**

GUIDE FOR DIRECTORS

The Contest Structure

Participation and Eligibility

Each member high school may enter a single play.

If less than three schools are competing in the district to which a school is assigned, a school may enter two plays. This is called "Double Representation." (Contact the State Office by the November 15 deadline.)

Only high school students eligible under the UIL Constitution may participate. There is no amateur rule for this contest. Students may work as paid professionals in theatre or film, summer stock, television commercials, etc. and still participate in OAP.

Exception for 1A Only: Students in Grade 8 from middle or junior high schools feeding into a 1A high school may participate in One-Act Play at the high school level and **ONLY when the play would be withdrawn from competition due to lack of student interest or eligibility.**

(See [RESOURCES AND FORMS](#) Appeal to use an 8th Grader)

Student Company Size

NOTICE:

The competing OAP Company may include a maximum of 24 students and may include the following:

- a maximum of 24 students and may include the following:
- a maximum of 20 members as cast and tech/crew AND a maximum of 4 alternates.
- Students will be listed as either Cast or Tech or Alternate in the Online Entry System.

The OAP Company rule allows the director to determine how they want to use those company members.

Students assigned as crew may not serve as performers.

Performers may still perform crew duties backstage such as backstage sound effects, curtain, offstage lights.... Each PERFORMER may play multiple roles.

Offstage Voices

Offstage voices that do not appear on stage may be recorded by anyone. Offstage voices that do not appear on stage may be amplified or spoken live offstage by a crew member or a performer who plays an onstage role. Offstage voices that do not appear on stage are not eligible for any acting awards and shall not be listed in the Online Entry System or program.

Special Needs Accommodations or Modifications

UIL Staff members will consider accommodations or modifications for students with special needs on an individual basis. [The procedures can be found on our website.](#)

Guide for Directors: The Director

Definitions and Exceptions regarding Directors of the High School OAP contest.

- A maximum of four (4) directors may be listed in the Online Entry System.
- Directors in the high school One-Act Play Contest shall be full-time employees of the school districts the plays represent.

Full-time means that the person is under contract to the school board of the school that the one-act play represents and the person has enough contractual duties to be considered a full-time employee by the Teacher Retirement System and state law.

Exceptions:

- 1) **Retired teachers/administrators** who have 20 or more years of experience may be hired and paid for directing the one-act play.
- 2) **Full-time Co-op employees** may direct or assist in directing the contest play for one of their co-op member schools if all the superintendents in the co-op agree. In the event that an agreement cannot be reached by the superintendents, the co-op employee could serve as a consultant for the one-act play director at the member school but could not assist with directing the students or designing any element.
- 3) **Student teachers** may volunteer to assist in directing the one-act play during the semester they are assigned to a participant school while fulfilling their student teaching requirements. They may be listed as directors on the eligibility notice and program but they do not count against the allotment of directors. Schools shall not pay student teachers for assisting.

Planning Meetings

We urge all Directors to attend your UIL district's OAP planning meeting in order to have input into specifics of your contest. Contact your Principal or your UIL Coordinator or District Academic Chair about the scheduled dates.

Guide for Directors: The Contest

Levels of Competition

There are six levels of competition: zone, district, bi-district, area, region and state. Not all districts conduct zone contests.

Advancing and Awards

- Three unranked plays advance from each zone, district, bi-district and area contest.
- Two unranked plays advance from each region contest.
- Plays are ranked first (champion) through sixth at the State Meet.
- Individual acting awards are given to the:
 - **2 Best Performers**
 - **8 All-Star Cast members.**
 - **8 Honorable-Mention All-Star Cast members.**
 - Awards recognizing technicians or crew may be given *at the discretion* of the Contest Manager and are strongly encouraged by the League.

- No other acting awards may be given.
- There are no points assigned to Tech awards.
- The two Best Performers shall be individuals, not groups, even though they may be playing similar or ensemble roles or a chorus.

Time Limits - Setup, Performance and Strike only

Time Allowed	Function
7 Minutes/per	Setup and Strike*
1 Minute	Time allowed to start the performance after declaration end of setup*
40 Minutes	Performance Time (minimum of 18 and maximum of 40)*

*Companies in violation shall be ineligible for advancement of ranking but are eligible for acting awards. Violations shall be reported to the appropriate executive committee as an ethics violation.

Warnings

- The company shall have **7 minutes to set and 7 minutes to strike**. (You shall receive countdown warnings at 1-minute intervals starting at 5 minutes left). **A warning will also be given at 30 seconds and 15 seconds remaining.**
- **No more than 60 seconds shall elapse between the set time and the beginning of performance time** unless the Contest Manager calls a “time-hold.” **(You shall be told when the 60 seconds start.** An official timekeeper backstage shall give the company audible warnings at ten-second intervals beginning at sixty seconds through “10 seconds.” (i.e. “10 seconds remaining.”)
- No play shall run less than 18 minutes or exceed 40 minutes of performance time. (You shall receive a warning when 15 minutes have elapsed and when 35 minutes have elapsed.
 - **A warning will also be given at 5 minutes, 3 minutes, 2 minutes, 1 minute, 30 seconds and 15 seconds remaining. You will be asked to confirm. No other warnings are given.**

“Make use of time, let not advantage slip.”- Shakespeare

RULES VIOLATIONS

Entries may be declared ineligible for advancement or ranking for any of the following violations:

1. Use of ineligible students.
2. Exceeding the number allowed in the performing company.
3. Exceeding the time limits on performance or set-up or strike.
4. The use of firearms, explosives or combustible materials.
5. The use of additional unit set pieces.
6. The director communicating with the company during the performance.

Ineligible Companies shall be considered for individual acting awards, the associated points and the oral critique.

Other Violations

Violations of other rules are considered ethics violations and shall be reported to the appropriate executive committee. The full range of penalties may apply.

Contest Administration

Like an umpire or referee in a sporting event, the Contest Manager serves as the official during a one-act play competition.

THE CONTEST MANAGER

The function of the Contest Manager is to organize and operate the contest in strict accordance with the most recent edition of the [Constitution and Contest Rules](#) and this Handbook.

- **Every UIL One-Act Play Contest Manager should be certified through the TTAO certification process.**
- Information on Contest Manager Training can be found on the [TTAO Website](#).

ADJUDICATORS

Adjudicators for the contest at all levels (including Junior High) shall be selected from the certified judges found on the [Texas Theatre Adjudicators and Officials \(TTAO\) website](#). "Strike lists" are not acceptable.

Adjudicators for zone and district contests are recommended by directors during planning meetings and then approved by the District Executive Committee. A single critic or a judging panel of three shall be used.

The League strongly discourages the use of panel judging in zone contests with four or less schools.

Bi-District Contest- Adjudicators for bi-district are recommended by OAP directors from the paired districts. See "[Planning Procedures for the Bi-District Meet](#)". A single critic or a judging panel of three shall be used.

Judging panels for area, regional and state contests are assigned by the State Theatre Director. Directors may suggest adjudicators for area, region and state contests using your adjudicator evaluation form. Evaluations should be submitted no later than June 1st.

Contest Entry Procedures

One Act Play Enrollment - IMPORTANT

On or Before October 1 - You MUST Update your school information EVERY YEAR and ENROLL your school for OAP contest via the [Online Entry System and follow the instructions](#).

Play Title

On or before February 10 - Register your title via the [UIL Online Entry System](#).

Contestant Information - Zone or District - IMPORTANT

At least 10 days before your first contest, you must complete the following three (3) steps:

- 1) Complete contestant entry, play and set information and enter up to 4 directors via the [Online Entry System](#).
- 2) Have your administrator sign the "Community Standards and Copyright Compliance Form." The form can be downloaded from the [UIL Theatre home page](#). This form shall NOT be signed until the administrator signing has seen the production as it will be performed at that level.
- 3) Send signed form to the State Theatre office via email or standard mail.

Advancing to Bi-District or Area

If you advance to Bi-District or Area - Go to the "[Bi-District](#)" or "[Area](#)" page under "[High School One-Act Play](#)" and complete the appropriate Contestant Entry Form.

Advancing to Region or State

If you advance to Region or State, you must complete the following two (2) steps:

1. Make any necessary corrections to contestant entry, play and set information and additional directors via the [Online Entry System](#).
2. Have your administrator sign the "Community Standards and Copyright Compliance Form." The form can be downloaded from the [UIL Theatre home page](#). This form shall NOT be signed until the administrator signing has seen the production as it will be performed at that level.

No play may be presented in contest unless the Online Enrollment, Play Title Registration and Contestant Entry Form have been submitted.

*** Note: Some Contest Directors set the contestant entry date deadline earlier than the ten calendar days.**

Substitutions After the Ten-Day Deadline

You may find it necessary to change or add members to your company after the ten-day contestant entry deadline. There are two basic scenarios:

1. The "Substitute Eligibility Form" may be downloaded from the [UIL's Resources & Forms page](#).

2. A letter certifying eligibility that is signed by the school's administrator may be used in place of the certificate. You may do this up to the second your play is about to begin.

Substitutions and Additions After Advancing

When you advance from zone, district and bi-district, changes may be made to your advancing entry on the OAP Entry System.

When you advance from area and region, changes may be made to your advancing entry, on the OAP Entry System:

A red button labeled "Make Changes" will appear on the Theatre homepage during the weeks of area and regional contests.

- The system will open for a 36-hour period on Sunday at noon and close Monday at midnight following area week and regional week.

Procedures for Using 8th Graders in 1A

1A SCHOOLS ONLY-Students in Grade 8 from middle or junior high schools feeding into the high school may participate in One-Act Play at the high school level, ONLY when the play would be withdrawn from competition due to lack of student interest or eligibility. This does not affect the student's high school eligibility. The substitution shall be requested by the administrator ONLY at the end of the grading period prior to the contest.

The "Appeal to use an 8th Grader", found under "[Resources and Forms](#)" shall be sent to the appropriate Executive Committee Chair for approval by the majority of that committee. (Zone through Bi-District to the District Executive Committee (DEC) and Area through State to the State Executive Committee (SEC).

If approved, the director shall provide a copy of the DEC or SEC decision to the Contest Manager at each contest.

The 8th Grader does not have to relinquish their spot in the company if the ineligible student at the time of the substitution becomes eligible.



Where do we send substitution forms or additions letters?

Level	Contact 1	Contact 2
Zone and District	Contest Manager	District Academic Chair
Bi-District	Contest Manager	
Area	Contest Manager	State Theatre Director
Region	Contest Manager	Regional Academic Chair State Theatre Director
State	State Theatre Director	

Failure to Participate

Schools that withdraw or fail to show for the contest shall:

1. Contact the District/Region Academic Chair, the Contest Manager and the State Theatre Director immediately.
2. The principal of the withdrawing school shall file/email/mail a written report to the State Theatre Director and State Executive Committee stating their reasons for withdrawal by June 1st.
3. **The State Executive Committee** shall consider each case and inform the school if any penalties have been assessed. **The State Executive Committee may impose the full range of penalties.**

The Contest Play

Photocopied, computer-generated or typed copyrighted scripts will not be accepted by the League or at contest, unless accompanied by publisher permission.

Your contest play shall be selected from:

1. The [Approved List](#) of plays (Directors are not required to submit cuttings of plays on the approved lists for approval), OR
2. Be approved by the League's Play Appraisal Committee through the [Play Approval](#) process found in Handbook.

A great resource for potential titles are the annual Participation Lists that can be downloaded from the UIL website. (see [Resources and Forms](#)) These lists include the directors and title produced by each participating school for that particular school year.

NOTE: Even though a play has previously been produced for contest, this does NOT mean that play is "automatically approved" for entry in the UIL One-Act Play Contest. If the play you are considering does not appear on one of the [Approved Lists](#), then it must be [submitted](#) to the office of the State Drama Director for the play appraisal committee's approval prior to the deadline.

Play Selection Policy

The following types of plays shall not be used in the UIL One Act Play contest.

- Plays which are, by nature, monologues, duet acting scenes (plays with fewer than 3 actors), predominantly narration, choral speaking, readers theatre (predominantly direct address to the audience with minimal interaction between actors), or chamber theatre, with minimal to no interaction between characters, shall not be used in this contest.
- Plays, when performed running less than 18 minutes shall not be used.
- Musical theatre and some scripts categorized as, plays *with music*, where the use of music advances the story, shall not be used in this contest. This includes some versions of titles found on the approved lists where "various dramatizations" are permissible. (i.e. *Alice in Wonderland* and *Man of La Mancha* have several musical versions.)

Dangerous Myths on Approved Play Lists

- Do not assume that a play approved in the past will be approved again. Your school's play approval is valid for two years. **Note: This policy applies to each individual SCHOOL, not to individual directors**
- Plays that are approved for a specific school are not automatically added to the approved play lists. Check the current [Approved List](#) and secure performance rights before starting work on a production. There must be a strong history of production before a play goes on the [Approved Play List](#).

Performing Plays on the [Approved Play Lists](#)

- The list of [Approved long plays and short plays](#) can be found on the UIL website.
- Directors and administrators **shall eliminate** profane references to a deity, as well as indecent and obscene language, actions or scenes from plays on the Approved Lists of Plays.
- Although a play may appear on the [Approved Play List](#), it does not guarantee that the publisher will license the play or allow you to perform "scenes from" or allow you to substitute or eliminate profane, indecent or obscene language. CHECK WITH PUBLISHER BEFORE STARTING YOUR PRODUCTION.
- In addition to the plays on the lists, all plays written by Shakespeare, Chekhov, Ibsen, Molière, George Bernard Shaw, Eugene O'Neill, Calderon de la Barca, Lope De Vega, Sophocles, Euripides, and Aeschylus are approved.
- This blanket approval does not include any adaptations unless those adaptations are specifically listed on the [Approved Play lists](#). If not, they must be [submitted](#) for League

approval by the **December 6** deadline. [E-mail the League's Theatre office for clarification](#). **EXAMPLE:** Sophocles' *Antigone* is found in "Approved List of Long Plays" and its translations do not require League approval. Jean Anouilh's *Antigone* is an adaptation of the play by Sophocles that is also on the approved list of long plays and also does not require League approval. However, Timberlake Wertenbaker's *Antigone* is an adaptation that is not on the approved lists and requires League approval. Phrases like "adapted by," "a new version" or "a new adaptation" found on the title page or cover should send up a red flag. Please email the State office for clarification.

Standards (Read Carefully)

When selecting your play, remember that League rules require directors and administrators to eliminate profane references to a deity, as well as obscene language, actions or scenes from the approved production. It is up to each school's administration to determine that all profanity and obscenity has been eliminated and that their play and production does not offend the moral standards of their community.

- Profanity is characterized by irreverence or contempt for God or any sacred principles or things. The use of any deity's name when not in reverence or prayer would be profanity by definition. The use of "Jesus," "Oh, God," "God knows," etc. is considered, by definition, profane when not used in reverence or prayer and shall be removed. **This is not an option.**
- Indecent and obscene language shall also be eliminated. Foreign language that is profane, indecent or obscene shall also be eliminated.
- Since most competitors are minors, particular attention shall be paid to any action that insinuates sexual activity and physical violence. School Administrator shall review the production to make sure it complies with the Standards rule before the "Community Standards and Copyright Compliance Form" is signed.
- Each school's administrator must affirm that they have seen the play as produced for that level of competition when they sign the "Community Standards and Copyright Compliance Form."
- **Plays Not on the Approved Lists:** The League's Play Appraisal Committee may eliminate language, actions or scenes as a condition for approval of plays not on the approved lists.
- **Plays on the Approved Lists:** They shall be edited by the director and administrator to comply with this rule. All profanity, indecent and obscene language and action shall be eliminated. Their appearance on the lists does not imply that the unedited play meets the Standards Rule.
- If the play cannot be cut to meet community standards, then the play should not be selected for contest use. It is the duty of each director and their administrator to make a responsible selection for the students you work with and the community you represent. Make sure that you discuss the choice of script and questionable language and risky

staging with your administrators. **If the script has been read and the staged production viewed and determined to be in compliance with League rules by the administrator of the producing school, the production is eligible for presentation at any contest site.**

Plays returned "requiring clarification" or a "Letter of Support" shall submit required documentation within two weeks of the UIL's request date.

Performing Plays Not On the [Approved Play Lists](#), Including Adaptations and Original Plays

The League's Play Appraisal Committee evaluates from **August 1–December 6** for high schools and August 1-April 15 for junior high schools. No plays will be accepted after those dates.

To request an approval, you will need to do the following:

1. Submit the current year's online [One-Act Play and Scenery Approval Request Form](#) found on the Theatre website.
2. **Here's what you need to package up and mail to UIL:**
 - a. a printed copy of the confirmation form that was emailed to you
 - b. your complete published marked script that clearly indicates:
 - i. The exact portions of the script to be used. This includes both dialogue and action (**HIGHLIGHT in yellow**)
 - ii. Deletion of all dialogue and action not to be used (**Strike-through in PEN**)
 - iii. Deletion of all language and action that violates the "Standards Rule" (**Strike-through in PEN**)
 - iv. Deletion of scenery that might restrict approval (**Strike-through in PEN**)
 - v. NOTE: If you are doing the play in its entirety (with no cuts), YOU MUST include a note saying that. (A post-it note works!)
 1. Sending a completely unmarked script, without a note, will mean that your play is returned to you, unread.
 - vi. **A \$30 evaluation fee payable to: The University of Texas at Austin, UIL (Checks or money orders only)**
 1. If you are submitting a play approval request with a scenic request for the same play, you only need to pay one \$30 evaluation fee.
 2. If you are submitting multiple plays for approval, each play submission requires a \$30 evaluation fee
 - c. Submissions that are returned as disapproved or incomplete may be resubmitted for an additional fee. However, this must still be done by the December 6 deadline.

Submit as early as you can to allow for necessary corrections or re-submittals. **As a policy, anything that is rejected by the first reader is then sent to a second reader.**

- If both readers disapprove, then it is rejected.
- If one reader approves and the other disapproves, the play is sent to a third reader for a tie-breaker.
- Any script that is disapproved has had anywhere from two to four reads as it is sometimes sent to the State Theatre Director.
- Most disapprovals are based on procedural issues. Schools fail to pay or use pencil instead of pen or we can't follow the cut due to bad or unclear markings

AFTER THE DEADLINE

CHANGES TO APPROVED PLAYS, AFTER THE DEADLINE, REQUIRE LEAGUE APPROVAL AND DOCUMENTATION. PLEASE CONSULT WITH THE STATE OFFICE BEFORE MAKING CHANGES.

- Plays returned "requiring clarification" or a "Letter of Support" from the local administrator shall be resubmitted with the required information within two weeks of the UIL's request date.
- Play Approval is valid for two years. This applies to plays submitted for 2023-2024, and applies going forward to plays submitted for 2024-2025.

****Note:** This policy applies to each individual SCHOOL, not to individual directors**

SCENIC ITEMS AND PROPERTIES REQUIRING APPROVAL

Scenic additions and restricted properties will be approved only if they are "without which the approved play cannot be produced."

The League's Play Appraisal Committee considers all properly submitted requests for High School between August 1 and December 6.

No request will be approved:

- If directorial desire is the sole justification.
- If stage directions and scenic descriptions are the only justification.
- If elements of the Unit Set will serve the same purpose or achieve a similar effect.
- If the requested item(s) exceeds eight feet or does not fold to four feet.
- If it requires casters. (Some exceptions for properties)

If you find that scenery or properties beyond what is allowed under current rules is required, the director shall submit on or before December 6, the following:

- For Plays On the [Approved Lists](#): Complete and submit the appropriate [Scenic Only Request Form](#) For Plays Not on the [Approved Lists](#): Complete and submit the appropriate [Play and Scenic Form](#) along with your play submission
- You will receive a receipt/ copy of your form via e-mail immediately after submission. Check SPAM/ junk files if you do not receive it.
- Send a copy of the form, a copy of the play (if not on the approved list), and a payment of \$30 made out to UT-Austin / UIL. **Combined requests (script and set) require only one \$30 fee.**
- Remember that if a play is not on the [Approved Lists](#), essential additions to the basic set shall be [submitted with the play request](#). A set addition submitted separately will not be accepted.
- The director will receive an e-mail indicating whether or not the use of each item shall be permissible for the approved play. A copy of that e-mail shall be provided to the Contest Manager at each level.
- Set additions not approved in writing by the League shall not be used. **Should unapproved additions be used**, the Contest Manager shall report the violation immediately to the UIL State office to the appropriate executive committee.
- Incomplete requests will be rejected. The League shall not request additional information or corrections for clarification.

Please note that script approval does not guarantee set additions will be approved.

Licensing and Royalties (This is not necessary for plays in the Public Domain.)

- You must request and receive publisher permission to produce the play you have selected. Written evidence must be produced before you will be allowed to perform.
- Permission to perform the play for contest from zone through state should be requested. This should prevent withdrawal of production rights during the contest season.
- Your Contest Manager will ask you to produce a license from the publisher to perform and, in the case of a "scenes from," written permission to cut.
- Your Contest Manager will ask you to produce written evidence from your school administration that royalty for each performance has been paid. A cancelled check, check copy, purchase order, or a letter from your administration on school letterhead will suffice.

**DO NOT ASK THE PUBLISHER FOR A RECEIPT
OR OTHER PROOF OF PAYMENT!**

TAKE TIME TO READ THE LICENSE PROVIDED BY YOUR PUBLISHER. THIS IS A LEGAL DOCUMENT. THEY OFTEN CONTAIN RESTRICTIONS REGARDING GENDER, TIME AND PLACE, THAT YOU MUST FOLLOW

Performing a "Scenes From"

- Always request permission to do a "scenes from" if you are requesting "**internal cuts**". Publishers may have a specific definition of "scenes from, internal cuts, or selections from...". **Check with them first.**
- Getting help with editing a play for contest use is not a violation of the professional assistance or full-time employee rules. (not hiring someone to cut your play)
- Sharing a "scenes from" edited script is permissible under League rules.
- When borrowing a "scenes from" edited script from the approved lists, it is important to make sure that it complies with current contest rules.

Adaptations

The addition of material, relocation of dialogue or scenes, changing gender, adding characters, splitting characters or any other revision that alters the text or plot is considered an adaptation of the play. Contact the UIL office with questions.

After completing your "scenes from," ask yourself the following questions:

1. Have I added characters to scenes where their presence changes the plot or story?
Exceptions: The number of actors used in a listed "ensemble group" such as children in *I Never Saw Another Butterfly*, Schoolgirls in *The Prime of Miss Jean Brodie* or Townspeople in *The Diviners*,
 - a. **EXAMPLE:** Dividing the role of Hamlet among three actors in Hamlet would be considered an ADAPTATION and would require submitting the play through the Play Approval process.
2. Have I added or relocated dialogue or scenes? Exceptions: Logical vocal reactions or ad-libs, not written into the script, are permissible as long as they do not change the plot or writer's intent.
 - a. **EXAMPLE:** A student who gets hit on the thumb with a hammer saying "OW!", although not written into the text of the script, is permissible. The all-too-familiar setting of the party or the courtroom where "responses and conversations" are heard is another example. These logical reactions, utilizing words or sounds, are appropriate.

3. Have I reassigned lines? **Exceptions:** This is not meant to restrict directors from redistributing lines that are assigned to choral or other ensemble type groups. This could include the Furies in *The Insanity of Mary Girard* or the chorus in *Wiley and the Hairy Man*.
4. Have I changed a character's gender, added new characters, or split characters? **Exceptions:** Blind casting, also known as nontraditional or integrated casting, does not require approval where there are no gender references to the character in the text of the play. However, changing the gender of a character where a gender is *specified* or implied by the text requires approval. **Example** of an implied gender would be the butler in *The Importance of Being Earnest*. This does not prohibit a female from playing a male character or a male from playing a female character. For example, a female may play Buddy Layman in *The Diviners* as a male but cannot change the character to a female without written permission from the publisher and approved by the League. Check your performance license from your publisher for restrictions.
5. Have I made off-stage voices into on-stage characters? On-stage to off-stage? Examples of this situation might involve the Interviewer in *The Shadow Box*, the Loudspeaker in *I Never Saw Another Butterfly* or Charley in *Flowers for Algernon*.
6. Have I used substitutions for words deemed profane or obscene?
7. Has there been any other revision of the text or structure of the play other than deletions to comply with League rules?

If the answer is “yes” to any of these questions, you have adapted the work and will require League and publisher approval. If you have any doubts, [e-mail the League's Theatre office for clarification](#).

Drama Loan Library

The Drama Loan Library contains over 44,000 plays and collections. Most of the one-act and three-act plays of approved publishing companies are available. Among them are plays suitable for any age group.

The UIL's Drama Loan Library is maintained to assist UIL play directors in the selection of their scripts. They may be borrowed by any faculty member of a UIL member school or by members of the TTAO for a period of three weeks. The borrower's school is held responsible for all borrowed materials. Additional materials will not be available until the original order is properly cleared.

Aid in Directing

IMPORTANT: Please remember that critics at festivals cannot give official interpretations or opinions or be the justification for violations of OAP rules. Official opinions must be obtained ONLY from the State Theatre Director or the State Executive Committee.

VIOLATIONS OF THIS **Aid in Directing Rule
SHALL DEEM THE PRODUCTION INELIGIBLE FOR COMPETITION.**

Directors shall not accept nor solicit aid in designing or in directing including staging, coaching dialogue, choreography, casting, or designing any technical elements of the contest play except as follows:

1. OAP Festivals: Unlike theatre workshops and demonstrations where sessions deal with general topics, festivals are specific to and for the benefit of the specific OAP entries that are participating.
 - a. Schools are restricted to a total of **FIVE sessions** at non-UIL contests or festivals per school year.
 - b. **ONLY three sessions may be scheduled during school days; however, only one non-UIL contest or festival session is permitted during any one school week.**
 - c. Each session shall not exceed two hours.
2. During any school year, companies are restricted to no more than two sessions with the same critic per school year.
3. **The minimum number of schools at a host site is not required. A school may bring a critic to their home campus.**
4. Professional Suppliers and Volunteers: Directors may obtain costumes from entities that will rent or loan costumes to all schools. Theatrical supply companies, parents or volunteers may construct or provide scenery, properties or costumes.
5. Workshops and Conventions: Directors and students may attend workshops and conventions. The League encourages these programs and urges your participation. Please contact the League office if you have questions regarding participating specific OAP workshops that may or not involve members of the OAP entry.

IMPORTANT

Directors and adjudicators should take care to avoid festivals where the critic may adjudicate the production at any level of OAP competition. Bi-District, Area, Region and State adjudicators are posted online by August 10th each year.

A school that allows a potential adjudicator to see their production prior to contest shall be in violation of the ethics code. [The "Clinic Conflict" form may be downloaded here and shall be filled out by the host.](#)

- The critic shall sign the form acknowledging that they have reviewed it and have no conflicts.
- **The form shall be sent to the state office and placed in the critic's file. A host school who has not executed the conflict form and allows a critic to see a play they may be judging shall be in violation of the ethics code.**
- **The participating school and clinician shall also be in violation of the appropriate ethics code.**

Finding or Hosting a Festival

You can find a festival or register your festival at [the "Statewide One-Act Play Festival Information" website](#).

- The minimum number of schools at a host site is not required. A school may bring a critic to their home campus.
- Festival hosts have the responsibility of making sure that the critics are provided a list of the plays and the school they are seeing.

Cast and Crew Assignments

The League strongly supports "Non-traditional casting and gender-blind casting" as an educational tool. This is an educational event and students should be cast based on their abilities and not the circumstances of their birth.

- A male may play a female role and a female may play a male role as long as they play the part as the gender that the playwright intended. Publisher permission may be required. Please consult with them.
- Offstage voices that do not appear on stage may be recorded by anyone, amplified or spoken live offstage by a crew member or a cast member who plays an onstage role.
- Offstage voices are not eligible for any awards and shall not be listed in the Online Entry System or program.
- Each cast member may play multiple roles.
- There are no League rules specifying how or when you cast a play or make crew assignments.

Rehearsals

STATE LAW REGARDING REHEARSAL TIME AND THE NUMBER OF PERFORMANCES APPLY TO ALL "EXTRACURRICULAR" THEATRICAL PRODUCTIONS. THIS INCLUDES "NON-UIL" SHOWS. HOWEVER, THERE ARE NO LEAGUE RULES SPECIFYING HOW OR WHEN YOU BEGIN REHEARSING FOR A PLAY.

There are state laws and UIL rules that restrict the amount of time a student may rehearse for an extracurricular activity:

During School - The State of Texas limits rehearsals or practice during the school day to one class period (defined as 60 minutes) during the school day.

After School - For each extracurricular activity*, a school district must limit students to a maximum of eight hours of rehearsal or practice outside the school day per school week. School week means the week beginning at 12:01 a.m. on the first instructional day of a calendar week and ends at the close of instruction on the last instructional day of the calendar week, excluding holidays. A Theatre Production class that is scheduled after school may be used for rehearsals and does NOT count towards the eight hours.

Sundays - The League does not prohibit regular school OAP rehearsals or festivals on Sundays. Since they are considered a part of the competition, official rehearsals held at the contest site shall not be held on Sunday.

How many hours may I rehearse or practice?

* See Definition of "Extracurricular" in the "Extracurricular Defined" section.

DAY	After school Rehearsal time	After School Theatre Production class	Notes on the 8 Hour Rule/TEA Law
Monday	2 Hours	1 Hour	TEA laws restrict the amount of time dedicated to rehearsals or practice for ALL extracurricular activities
Tuesday	2 Hours	1 Hour	TEA limits rehearsals or practice during the school day to one class period (defined as 60 minutes). This includes a Theatre Production class that meets after school
Wednesday	2 Hours	1 Hour	The school week begins at 12:01 AM on the first instructional day of the calendar week. The school week ends at the close of instruction on the last instructional day of the calendar week.
Thursday	2 Hours	1 Hour	There is no limit on the number of hours a school may rehearse or practice on the weekends.
Friday	Unlimited	1 Hour	There is no limit on the number of hours a school may rehearse or practice during holidays
Saturday	Unlimited	No class	Schools may rehearse or practice an unlimited amount of hours during spring break and winter break.
Sunday	Unlimited	No class	

School Performances There are state laws and UIL rules that restrict the number of performances or games (extra-curricular activities) that are allowed.

For any individual extracurricular activity*, a student may not participate in more than one performance per school week, excluding holidays. For example, a student may participate in a single play performance, a choir concert and a basketball game during a school week. This applies to performances of their contest play for their schools and communities.

4 SCENARIOS FOR LEGAL EXTRA-CURRICULAR PERFORMANCE SCHEDULES

	MONDAY	TUESDAY	WEDNESDAY	THURSDAY	FRIDAY	SATURDAY
SCENARIO WEEK 1				PERFORM	PERFORM	PERFORM
SCENARIO WEEK 2	PERFORM				PERFORM	PERFORM
SCENARIO WEEK 3		PERFORM			PERFORM	PERFORM
SCENARIO WEEK 4			PERFORM		PERFORM	PERFORM

3 SCENARIOS FOR ILLEGAL EXTRA-CURRICULAR PERFORMANCE SCHEDULES

	MONDAY	TUESDAY	WEDNESDAY	THURSDAY	FRIDAY	SATURDAY
SAMPLE WEEK 1			PERFORM	PERFORM	PERFORM	PERFORM
SAMPLE WEEK 2	PERFORM	PERFORM			PERFORM	PERFORM
SAMPLE WEEK 3		PERFORM	PERFORM		PERFORM	PERFORM

***EXTRA-CURRICULAR DEFINED**

STATE LAWS GOVERNING REHEARSALS AND PERFORMANCES ARE NOT SPECIFIC TO THE OAP ENTRY. THEY APPLY TO ANY PRODUCTION THAT CAN BE CATEGORIZED AS AN EXTRACURRICULAR BASED ON THE CRITERIA LISTED BELOW.

An extracurricular activity is an activity sponsored by the University Interscholastic League (UIL), the school district board of trustees, or an organization sanctioned by resolution of the board of trustees.

The activity is not necessarily directly related to instruction of the essential knowledge and skills but may have an indirect relation to some areas of the curriculum.

Extracurricular activities include, but are not limited to, public performances, contests, demonstrations, displays, and club activities.

- (1) In addition, an activity shall be subject to the provisions for an extracurricular activity if any one of the following criteria apply:
- (A) the activity is competitive;
 - (B) the activity is held in conjunction with another activity that is considered to be extracurricular;
 - (C) the activity is held off campus, except in a case in which adequate facilities do not exist on campus;
 - (D) the general public is invited; or
 - (E) an admission is charged.

The Commissioner of Education recommends that a school district avoid the scheduling of extracurricular activities or public performances to occur on the day immediately preceding or evening immediately preceding the day on which the administration of state-mandated testing is scheduled.

The TEA-UIL Side-by-Side Document

The UIL publishes this document to provide member schools notice of Texas Education Agency regulations which relate to UIL and all other extracurricular activities sponsored or sanctioned by the school district. [This document provides explanations and interpretations of Commissioner of Education rules, UIL Constitution and Contest Rules, and statutes](#)



Guide for Directors: The Contest Site

Any access to facilities or equipment at the contest site that a single school is allowed to use shall be made accessible to *all* companies competing in the One-Act Play Contest at that site. This includes rentals and site visits beyond the official rehearsal. Their availability shall be approved by the DEC. The Contest Manager shall make *any decision* concerning the use of the facility and that decision shall be final.

There are three primary restrictions:

- No rigging from any part of the facility is allowed.
- Nothing shall be done to the facility or equipment that may damage it or endanger the site crew, audience or participants. This includes placing lighting, sound and scenic equipment where it may damage the site or endanger the site crew, audience or participants.
- **Stacking-** Pylons shall not be stacked HIGHER than 12 ft. (measured from the floor)
- **NEW: No item (including set pieces, properties), unit set element or combination of the unit set shall be taller than 12ft, (measured from the floor) INCLUDING CAPITALS.**
- **No Pylons shall be stacked on 1'x1' CUBES.**
- The Contest Manager and/or host may require you to eliminate, reduce quantities or restage a scene where action or materials used (i.e. blood, water, food, glitter, etc.) may damage the host site, unit set or endanger the site crew, audience or participants. The performing school shall be responsible for any damages. Any action that would damage the unit set, participants or audience members is prohibited. *This includes the slamming/smashing/dropping of any unit set element to the floor for a sound or special effect.*
- **New: Be prepared for CM's to request photo(s) of your set; including stacking, clamping...**
- **The use of any walls (or substitute for walls), other than that which is specifically allowed in the contest rules and handbook, require special UIL approval.**

Music Playback and Intercommunications Equipment

Sound playback equipment and an intercommunication system for the crew should be provided at the site and made accessible to all participating companies. If not available, the Contest Manager may borrow the equipment.

- You may bring your own sound/ music playback equipment.
- Phones, tablets and similar devices may be used only if set in airplane mode.

- An intercommunications system used exclusively by any performing company is not permitted. Only ONE system will be used by all schools and for the entire contest. Please check with your Contest Manager if you need additional headsets, etc. Additional items must be available to all companies for rehearsal and performance.

Lighting at the Contest Site

A standard light plot containing a minimum of six or more areas (preferably 6, 9 or 15 areas) and at least one follow spot should be provided and be accessible to all companies.

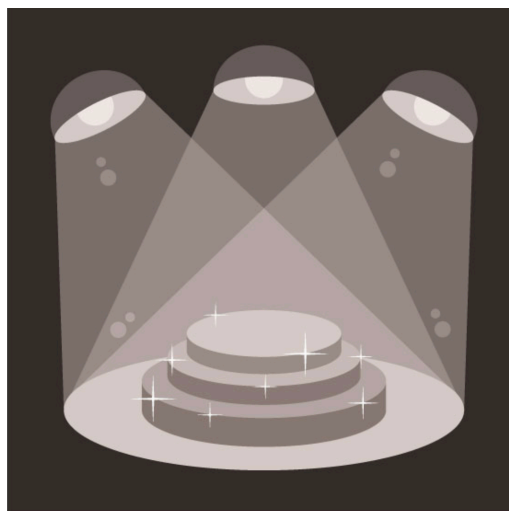
Follow spots *shall not* be moved backstage during the contest. **The lighting plot shall be disclosed to all the participating schools or potential participants no later than 10 days prior to the official rehearsal.**

Lighting that is not disclosed and used exclusively by any performing company shall be considered a violation of the Ethics Code.

Lighting Specials

The Contest Manager may provide you with lighting “specials.” These “specials,” however, shall be made available to all participating companies.

A “special” is the name given to a lighting instrument hung specifically for one show, but made available to all companies as part of the basic set.



[Round Scene lighting](#)

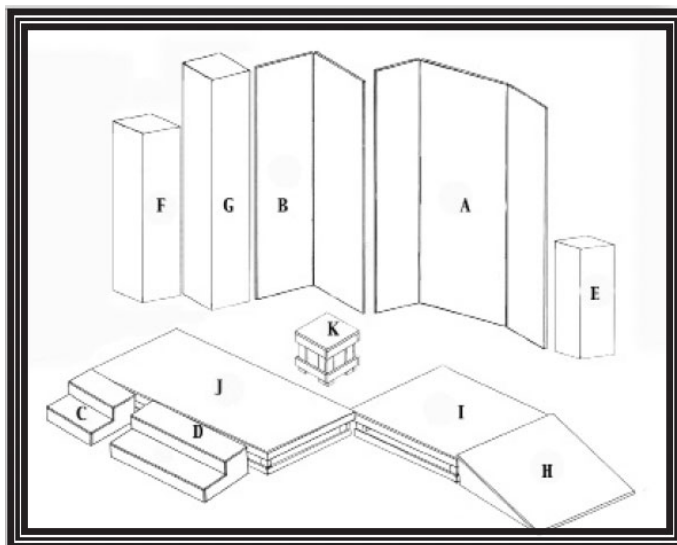
The Unit Set and Doors and Windows

The use of any walls, flats, platforms, self-supported scenery, other than that which is specifically allowed in the contest rules and handbook, require special approval.

The UIL Unit Set contains 28 medium gray scenic pieces. Every competing play company is allowed the use of one, and only one, complete Approved Unit Set. Construction drawings and lists of materials are found on the Theatre page of the UIL website. (Resources and Forms/ Handbook Supplements)

The complete set contains: (Key to Chart)

A- (4) 3-Fold Flats	E- (2) 4' Pylons	I-(2) 4X4 Platforms
B- (4) 2 Fold Flats	F- (2) 6' Pylons	J- (2) 4'X'8 Platforms
C- (2) 2' Steps	G- (2) 8' Pylons	K- (4) 1'X1' Cubes
D- (2)4' Steps	H- (2) 4X4 Ramps	



Storage and Dressing Space at the Contest Site

The amount of storage space that you are given is not regulated by League rules. Each site is limited by what they have available. **There is no standard allotted storage area size rule.** The Contest Manager is urged to make certain that an equitable and safe procedure is used for storage, set and strike. No one should have to lose valuable time as a result of site limitations. **Directors may be asked to take items to their dressing room/truck if overall storage space is limited or affects backstage movement.**


The type of dressing areas that schools are given is not regulated by League rules. Like storage, each site is limited by what is available. The Contest Manager is urged to make certain that it is equitable.

REMINDER: ONLY those directors and students entered online may be in the dressing room.

Rules for Unit Set Use and Stacking the Unit Set

1. Nothing shall be done with the unit set that may damage it or endanger the site crew, audience or participants. Nothing shall be done with the unit set that may damage it or endanger the site crew, audience or participants.
 - a. The use of unit set in front of the curtain line or on the apron is restricted to a 6' combined height (no change) UNLESS APPROVED BY THE CONTEST MANAGER AND THE HOST SITE AT THE SITE REHEARSAL. Not allowed at the State Meet.
 - b. The Contest Manager and/or host may require you to eliminate, reduce quantities or restage a scene where action or materials used (i.e. blood, water, food, glitter, etc.) may damage the unit set, host site or endanger the site crew, audience or participants. The performing school shall be responsible for any damages.
2. The quantity and color of unit set elements is restricted to what is listed above. The use of any walls, flats, platforms, steps, self-supported scenery, other than that which is specifically allowed in the contest rules and handbook, require special approval.
Platforming or substitutes for UIL platforms such as scaffolding or pallets require special UIL approval.
3. Unit set elements shall only be supported or elevated by other unit set elements.
 - a. Pylons shall not be stacked higher than 12 feet.
 - b. Flats may be used horizontally (i.e. supported by other unit set elements); however, the points of contact on the flats shall be restricted to the covered wooden surfaces and not the canvas-only surfaces.
 - c. Casters or other rolling devices shall not be attached to or used in conjunction with the unit set.
 - d. 4X8 Platforms standing on the 4' end are not permissible.

4. **NEW: STACKING THE UNIT SET** - No item (including set pieces, properties), unit set element or combination of the unit set shall be taller than 12ft. (measured from the floor)
5. No Pylons shall be stacked on 1'x1' CUBES. You can add a capital to a cube
6. No item (including set pieces, properties), unit set element or combination of the unit set shall be taller than 12ft.
7. If the unit set elements can stand, at any angle, without the use of a support device, the configuration is permissible. Standard store-bought devices may then be used, with minimal strain on the unit set elements, to make the configuration stable.
8. Contest Manager may request a photo of any unit set stacking prior to your site rehearsal.
6. You may hang and attach properties, architectural trim and approved scenic items on unit set elements.
 - Only standard "store-bought" devices and stage weights or sandbags may be used to stabilize the unit set and to attach or hang properties on the unit set. (Hanger irons, magnets, strap hooks, c-clamps, hanger hooks, furniture clamps, quick clamps or similar devices.)
 - No more than *40 pounds* of standard stage weights or sandbags may be used inside each upright pylon to stabilize it. *The Contest Manager may add more at rehearsal or set up if deemed necessary.*
 - No attachments may be made with adhesive materials or devices that penetrate, tear or peel the paint, including spike tape or glow tape.



Store-bought Clamp



C-CLAMP

Actors on Elevated Unit Set Elements

Safety for all involved is the first principle for unit set use. Unstable stacking and clamping should be avoided at all costs. No scenic effect is worth it.

1. No participants shall be staged on unit set elements elevated over six feet.
2. No participants shall be staged under unit set elements when elevated over four feet high and other participants are staged on them.

3. The following shall not be used to elevate unit set elements when actors will be staged on or under them.
 - Ramps standing on end.
 - 4X8 Platforms standing on the 4' end.
 - Platforms with 1" X 2" railing - Those with 2"X4" railing may be used on their sides.
 - Flats
4. Carrying actors in or on unit set elements must be “without which the approved play cannot be produced” and requires League permission. (i.e. a boat in *The Yellow Boat* or a casket in *The Night Thoreau Spent in Jail*.)
5. Actors shall not be used to support or elevate unit set elements in order to create a scenic background.

Standard Door and Window Units

UIL Standard doors and windows must be made available to all participants at the contest for rehearsal and performance

Standard-sized **medium gray** door and window units, including screen doors, may be used without restriction as to number.

Details for the construction of these units can be found in the “Handbook Supplements” link on the UIL website. ([Resources and Forms](#))

The following is permissible with the standard doors and windows if easily attached and removed during the set and strike period or during the course of the performance:


1. Headers:
 - a. A lightweight flat medium-gray header may be temporarily attached to the top of the door frames using standard store-bought devices. The combined door and header shall not exceed a total elevation of 8'. Details for the construction of these flat headers can be found in the “Handbook Supplements” link on the UIL website. ([Resources and Forms](#))
 - b. A lightweight *decorative* header, may be temporarily attached to door and window frames using standard store-bought devices or using the standard flat header found in the Unit Set drawings. The combined door and header shall not exceed a total elevation of 8'6", 8" in thickness and shall not exceed more than 6" from the side edges of the door or window unit.
 - c. The door may be removed and the frame used on its own. Check with your Contest Manager if the host site will permit their doors to be removed or if you can bring your own doors.

- d. Window and door dressings (Curtains, beads, etc.) used to create curtains or projection material, suspended inside standard stage windows, French doors and standard stage door frames, do not require approval. These dressings do not count towards the soft goods allotment.
- e. Doors may be constructed to swing either on or off stage. Check with your contest manager before arriving to the contest site.
- f. Standard stage weights or sand bags (not to exceed 40 pounds) may be used on each stage jack to support standard stage door and window units. The jacks shall not be removed. A Contest Manager may request that more weight be added if the official deems it is required for safety.

Special Doors, Entryways (Entrances) and Windows

Two special, no larger than 4' wide X 8' tall X 6" thick lightweight, non-metallic and non-wooden doors, entryways, arches or windows (i.e. constructed from softgood or foam) may be used.

- They shall be supported by or suspended between unit set elements using standard "store-bought" devices.
- They may be hinged and used as two consecutive pieces (side by side).
- They shall be used as non-unit set scenic flats which require special permission and must be "without which the approved play cannot be produced."



SCENIC ELEMENTS AND PROPERTIES

1) LIGHTING AND PROJECTORS

In addition to the lighting provided at the contest site, projection devices provided by the company and theatrical lighting instruments-floodlights, spotlights, PAR, Strip, LED and other stage lamps and projectors (including outdoor "holiday style" projectors), may be used, but the combined total shall not exceed a total of six (6). Projectors and lighting instruments may be used but the combined total shall not exceed six (6).

NOTE: Multiple Lighting/Projector instruments/devices/fixtures may not be "daisy-chained" or connected together to equal one instrument.

"Daisy chaining as many as 10 fixtures= 10 instruments, not ONE instrument."

This does not apply to actual "market style" string, twinkle or "Christmas" tree lights used as properties to decorate an indoor or outdoor setting. Call the League for clarification.

EXAMPLE: 1 Strip light = 1 lighting instrument (1 of the 6)

NEW: It is the responsibility of the company to locate the backstage electrical outlets and test their electrical equipment during the rehearsal period. A performance shall not be stopped for technical difficulties (failure of lighting, sound or special effects) under control of the company in performance.

LIGHTING INSTRUMENTS

- They shall be portable.
- They shall be controlled by the performing company and be independent of the site's lighting system.
- They shall be hand-held or safely mounted from the floor on either a *static* light stand that does not exceed 8' in height or on any part of a unit set element.
- Light stands shall not serve as scenic elements. (i.e. trees, windmills, etc.)
- They may be used **downstage** of the house curtain/proscenium line but must be hand-held, placed on the floor or on a light stand that does not exceed 4' in height. They may be masked with small boxes or other properties. (i.e. made to look like footlights, placed in or on standard properties, etc.)
- Conventional lighting instruments shall not exceed 1000 watts each.
- **MOVING, automated, motorized, and Intelligent lighting instruments which have the ability to pan/tilt with the use of motors are not permissible.**
- Gobos, pattern changers and gel changers, *without limit*, may be used with these instruments to project *static* images. The use of these images shall be in compliance with copyright law.
- **EXCEPTION:** Animated gobos that produce or represent lightning, fire, rain, snow flakes or other weather or elemental effects are permissible.

- Motorized mirror balls may be used on a light tree or suspended from unit set elements. The lighting fixture/instrument used to illuminate it will count towards the six allowed instruments/projectors.
- **Common household/outdoor lighting items, for example- standard sized lamps, porchlight, sconces, neon bar signs, when used in the action of the play, do not count toward the 6 allotted lighting instruments. These are properties.**
- **Handheld battery-operated lights (flashlights, candles, torches) used as hand properties do not count as theatrical lighting instruments.**

PROJECTORS

- They shall be provided and controlled by the performing company.
- They shall be portable.
- When used *upstage* of the house curtain/proscenium line, they shall be handheld or safely mounted from the floor on either a static light stand that does not exceed 8' in height or on any part of a unit set element. They may be masked with small boxes or other properties.
- When used *downstage* of the house curtain/proscenium line, they shall be hand-held, placed on the floor or on a stand that does not exceed 4' in height. They may be masked with small boxes or other properties.
- They may be used to project **static images** including performers in the one- act play entry. All images of public figures, models, media footage or other copyrighted footage shall be in compliance with copyright law.
- They may be used to project **moving images** of public figures, models, media footage or other copyrighted footage which shall be in compliance with copyright law.
- They SHALL NOT be used to project recorded performers, dialogue and/or action from the One-Act play entry (for example, flashback scenes, dream sequences) and may not be used in performance. Contact the State office for clarification and/or special permission by the December 6 deadline.
- **Live stream requires special permission (December 6 deadline) and must be “without which the approved play cannot be produced.”**
- Video monitors/ television sets, *not to exceed 4 feet in width*, are considered projection devices. The combined monitor and stand shall not exceed 8 feet high x 4 feet wide and 2 feet in depth. Each stand can only support one monitor/TV. The director and the Contest Manager shall insure that they are stable and properly weighted.

2) FABRIC, TEXTILES AND OTHER SOFTGOODS

It is permissible to use **unframed** scenic fabric or projection material in ***any way you choose*** but under the following limitations:

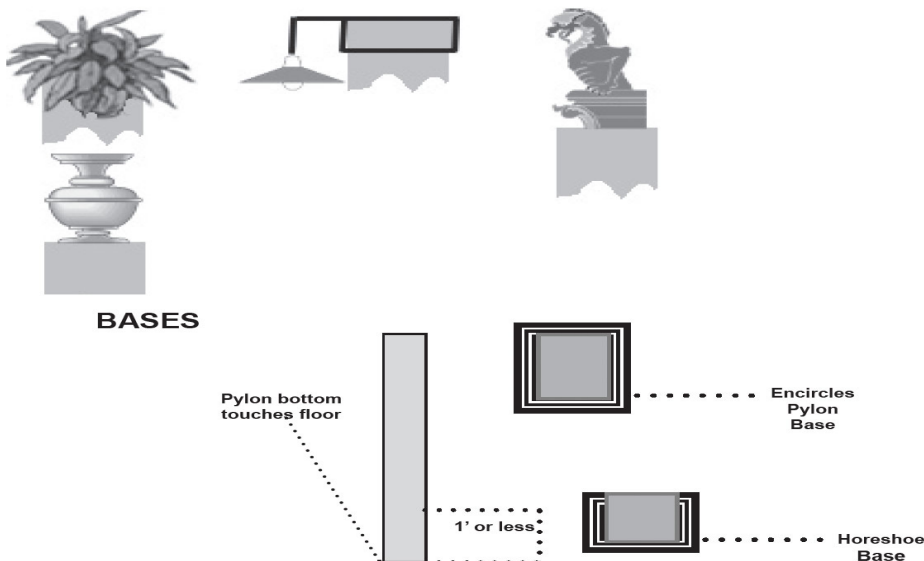
- The material, without limit, shall be easily transported and stored. It may be rolled on a tube(s) or a batten not to exceed 12' in length or may be folded into a 4X4 square.

- No adhesive materials may be used to secure or attach the fabric or softgoods (textiles).
- For safety reasons, the fabric shall not be used on the stage floor or unit set where actors will have to walk on it.
- Poles for flags/ banners (hand-held or on stands) shall not exceed 8' in height.
- Battens for scenic drops and curtains shall not exceed 12' in length.
- **Hard Architectural trim and fabric should be separate pieces.**
- **Rugs (not wall to wall carpeting) are decorative properties and shall not cover more than 50% of each visible unit set item.**
- **Scenic ground covering is prohibited. The covering of the stage floor with fabric, vinyl materials or other textiles, where participants stand/move, is prohibited. The following items are prohibited if participants walk/stand on it-**
 - wall to wall or fitted carpeting, camo-netting, artificial turf, wrestling/boxing flooring (contact State office for clarification).

3) CAPITALS AND BASES

Six lightweight capitals and (6) six lightweight bases may be used on unit set pylons.

- They shall not exceed more than one foot in any direction from the top or bottom edge of the pylon.
- Hardware or supports may be attached to capitals in order to support softgoods.
- Bases shall not be used to support or elevate unit set elements. A base should either completely encircle the pylon or fit like a horseshoe around it. The pylon shall not stand on the base.
- Busts, statues, flame units, lighting sources and similar items placed on top of pylons may not extend more than one foot in any direction from the pylon's top edge.
- Plants used as capitals do not count towards the six allowed.



4) TREES, BUSHES, PLANTS

Twelve self-supported, lightweight and non-metallic trees, shrubs or other plants are permissible.

(6) Six items shall not exceed 4' wide by 4' deep by 8' high. (including stands and containers)

(6) Six items shall not exceed 2' wide by 2' deep by 3' high. (including stands and containers)

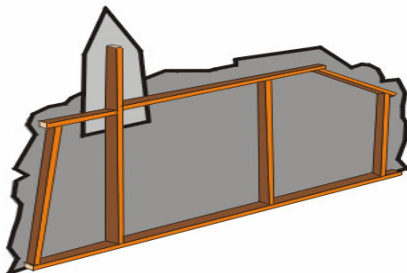
Items of this size may be used consecutively (separately) to create single units that do not exceed 8' in length. (i.e. flower boxes or beds)

These items do not include other self-supported scenery used in an exterior setting.

5) SELF-SUPPORTED SCENERY (Fences, Railing, Groundrow scenery and other Self-supported Scenery)

Twelve linear feet, measured along the base, of lightweight, non-metallic and self-supported scenery is permissible. Sections may be used in conjunction with or attached to unit set elements.

- **Scenery shall not be used as handheld properties and shall not be**
- **attached to unit set pieces**
- No one section of Self-Supported Scenery may exceed 4' high by 8' long. Note that the rail measurements do not allow for it to stand on end as a 4X8 piece of scenery.
- The width at the base shall not exceed 8 inches
- Any jacks or supports shall not exceed the height and width and shall count towards the total length of the section (maximum 8') and the total allowed. (max 12')
- Due to it being lightweight, performers shall not walk on self-supported scenery.
- Should not be used as walls.
- Plastic lattice may be used under these conditions:
 - Soft plastic floral trim and vines may be used in the construction of fence and railing (i.e. a hedge, vine on a fence, etc.) without restrictions. As a permanent part of the fence/railing, they do not count towards the plant allotment.



6) **STAGE PROPERTIES (see chart on size and limits)**

Stage properties may be used downstage of the house curtain/proscenium line.

You may use:

- **Any and all realistic or reimagined/abstract indoor and outdoor furniture and appliances** (i.e., sofas, chairs, benches, stoves, counters, bars, gliders, table lamps, caskets...) **used as decorative properties.**
- Small boxes, **not in excess of 3'x3'**, may be used as substitutes for furniture or appliances.)
- **Any and all items used to decorate the interior or exterior of a setting.** (i.e. standard pictures, garden decorations, string lights, household lamps, clocks, books, ornaments, dishes, plaques, coats of arms, mirrors, standard area rugs and runners; not carpeting)
- Decorative trim properties suspended from or attached to unit set elements shall not cover more than 50% of the visible surface of the unit set elements.
- Soft plastic floral trim and vines may be used on unit set elements but shall not cover more than 50% of the visible surface. As a trim property, they do not count towards the plant allotment.
- **All hand-held items necessary to the play's action which are carried on the set by performers.** (i.e., flashlights, lanterns, pipes, briefcases, electric candles, books, letters, dishes, flowers, umbrellas, etc.)

Reminder: Theatrical lighting instruments not used as stage or hand properties will count towards the allotment of six lighting instruments.

EXAMPLE of use of hand properties: A group of people searching in the dark with flashlights. Flashlights are used for their intended purpose and as part of the action of the play. These flashlights would not count against the lighting allotment of (6) six fixtures.



Left: The cast is searching for Elizabeth in *And They Dance Real Slow in Jackson*. The use of the flashlight is plot-driven and is considered a hand prop, not 1 of the 6 lighting instruments.

LADDERS- ONLY Commercially-made A-frame ladders (6' max height) are permissible and not limited in quantity whether used as properties or used to facilitate set and strike.

- Without anything attached or suspended from them, they may be used as abstract representations of properties or scenery.
- They may be painted colors other than medium gray.
- Actors may stand on them. **Participants shall not stand or sit on the top rung of the ladders.** This applies to ladders **of any height**. Follow all safety notifications placed on the ladders at the time of purchase.
- They shall not be used to support or be attached to the unit set.
- Items shall not be attached to or supported by ladders if actors use them for any type of support.
- If ladders are only used scenically ("with items attached or supported by"), they shall each count towards the allotment of trees.
 - Ladders shall not be used as light trees or light stands.
 - They shall not be cut or altered in any fashion.

8) ARCHITECTURAL TRIM-Lightweight (Styrofoam, cardboard, lauan wood or similar materials) and portable architectural trim may be used on individual unit set elements (i.e., moulding, pylon trim, wall textures, wainscoting, mill-work style).

- Trim shall not cover more than 50% of the visible surface (**viewed from center of auditorium**) of the unit set element.
- They shall not extend more than 6" in any direction from the edge of the unit set element.
- Each section of trim shall be constructed so as to fit a specific unit set piece, including CUBES. You shall not use a single piece of trim to cover multiple set elements.
- Trim should not be attached to fabric to create one piece.
- **Trim SHALL BE ATTACHED to individual unit set elements.**

SPECIAL ISSUES REGARDING PROPERTIES

PROPERTIES WITH CASTERS

All furniture, indoor and outdoor, that is commercially constructed with casters and any other devices with wheels or casters may be rolled/ ridden during the action of the play **ONLY** if they are "without which the approved play cannot be produced." Contact the state office for clarification. In no case shall properties with casters be used in a way that will destroy or remove spike marks from the stage floor.

- They may be rolled or ridden during the performance *only* when prescribed by the text/plot of the play.
- Items used as carts and wagons are restricted in size to: 6.5' high x 7' long x 4' wide/ 32" wheels. These dimensions include the handles.
- The performing company is responsible for protecting the spike tape.

ELEVATING PERFORMERS ON PROPERTIES

Standing on furniture pieces/props or other scenic items, whether motivated by character action or style, and *momentary* in length, is permissible as long as the performer's safety is not in jeopardy.

Safety for all involved is the primary directive for any director. Risky staging shall be avoided at all costs. No scenic effect is worth it.

- No participants shall be staged **on properties** elevated over four feet in height.
- No participants shall be staged **under properties** when elevated over four feet high and other participants are staged on them.

TOBACCO/ALCOHOL

It is against state law for a minor to be in possession of a tobacco product or alcoholic beverage. Participants, regardless of age, shall not use a tobacco product in UIL competitions. This includes unlit cigarettes, herbal cigarettes and smokeless tobacco (vapes). Prop electronic cigarettes, cigars and pipes that contain charges **that contain zero nicotine** are permissible if the host site allows it. Check with your contest manager.

STAGE WEAPONS

Firearms and explosives of any type shall not be used. This includes, but is not limited to, cap guns, BB guns, pellet guns, starter pistols. Toy, stage and replica firearms may be used.

It is highly recommended that directors keep all weapons or replicas used as properties safely locked and stored at all times. Directors should provide these to students during setup and collect them at strike.

There are no League restrictions involving the use of blunt-tipped/ dull swords or daggers. However, any director using stage weapons should seek training from certified experts before starting rehearsals. **State and federal laws shall be observed.** Visit the Society of American Fight Directors website. (www.safd.org) Workshops are offered at TETA's Theatrefest, the Texas Thespian Conference and at many UIL Student Activities Conferences. **Please check State Law regarding the use and possession of certain types of knives.**

All weapons and any action where there is a possibility of injury shall be shown to the Contest Manager at each contest. (For example, slaps, punches, gymnastics, falls, sword/dagger fights, etc.)

STAGE WEAPONS- PROCEDURES

- School are required to indicate on entry form if stage weapons (swords/guns...) are used onstage.
- Contest Manager must inform the host site of the schools bringing stage weapons. Contest will adhere to site policies.
- Contest manager will check all weapons for safety at tech rehearsal.
- Participating schools shall never leave weapons unattended.
- Participating schools shall not rehearse outdoors, in hallways or dressing rooms with replica firearms.
- Participating schools shall not make entrances through the auditorium with replica firearms during rehearsal or performance.
- Participating Schools shall keep all stage weapons secured at all times in a box and under their supervision post performance.

FOG, SNOW, WATER, FIRE, AND OTHER SPECIAL EFFECTS

- The Contest Manager and/or host may require you to eliminate, reduce quantities or restage a scene where effects used may damage the unit set, host site or endanger the site crew, audience or participants. The performing school shall be responsible for any damages.
- Effects devices that simulate environmental conditions such as snow, water, clouds, smoke, fog, wind, rain, thunder and lightning flashes or fire are permissible provided they are not created by an explosive device or a volatile substance and do not present a safety hazard and are permitted by the host site.
- Effects devices that utilize water-based fluids are permissible. Some theatres will not allow smoke and fog effects. This includes the use of particulates such as powder, flour, ash, etc. Participating schools shall adhere to local site rules.
- **Candles or other open-flame devices are not allowed at any site. Electrified candles, lamps, lanterns, flicker lights, fire effects and torches are permissible.**

LIVE ANIMALS

Live animals may be used as properties when they are “without which the approved play cannot be produced.” They must be integral to the plot and not just in the stage directions. League approval must be requested. Please provide specific handling details. A certificate of good health will be required at each level of competition. The "Live Animal Request Form" requesting League approval can be found at the UIL website under "[Resources and Forms.](#)" Example: a rabbit may be used (with League approval through the "Live Animal Request Form") for a production of *The Effect of Gamma Rays on Man-in-the-Moon Marigolds* or a goat for *Mister Roberts*. Consult with the League on their use as characters such as “Toto” or “Nana.”

MUSIC AND SOUND ISSUES

Use of Music Under Copyright

Your school is responsible for acquiring any and all clearances for any copyrighted music you use. This is not the League's responsibility. The UIL cannot give opinions on copyright issues.

Use of Original Music or Music In the Public Domain

Your school will be responsible for acquiring any and all clearances for any original music produced "for hire." Your school will be responsible for researching and determining whether a piece of music is in the Public Domain.

Original compositions are permissible and encouraged.

Your administrator will be required to sign a statement stating that your show is in compliance with copyright law. The statement is included in the Standards and Copyright Compliance Form. The link to the form can be found on the main theatre page of the UIL website and under "Resources and Forms."

Use of Live Musicians Onstage and Offstage

The use of live musicians or singers *onstage* is permissible only if their presence on stage is dialogue driven, indicated in the text or prescribed by the playwright. They shall count towards the allotment of cast members and shall play roles in the play.

Live musicians or singers used off-stage do not require approval. This shall be accomplished using the allotted cast and crew members.

All music selections used live on or offstage must comply with copyright law.

Live music shall not exceed nineteen (19) minutes of the total performance time.

Directors shall indicate all *live* music cues in the integrity script. A music log is not required.

Sound Effects

Recorded or live sound effects (i.e. rain, crickets, wind, explosions) are permissible without time restriction.

Electronic Amplification of Voices

Electronic amplification of voices is limited to offstage voices. They may be recorded by anyone.

Properties Allowed With Size or Quantity Restrictions

Item	Description	Maximum Size	Additional Notes
Bookcases/Shelves	Furniture	6' high x 4' wide x 2' 6" deep	4 MAXIMUM ITEMS ALLOWED Bookcases/shelves shall not exceed 12 ft when measured from the floor.
Dollies or Hand Trucks-commercially made, no scenic wagons	Utility Item or Prop	Limit of 2 total not to exceed 52" L x 41" W x 44" H	May only be used for set/strike. If used as a prop, it must be script driven One piano dolly allowed.
Fireplace Units	Furniture	5'Hx6'W x 4' deep	Includes the Mantel
Fountains	Exterior Decorative property	5'high x 4' wide x 4' deep	
Outdoor Gliders/Swings	Exterior Decorative Property	6ft H x 4' W	
Glitter/Sand/Powder, etc.	Must be approved by contest site. Not allowed at the State Meet Facility.		Must be cleaned in the 7-minute strike/ It is not allowed at State.
Hand-held doors/jail bars	Hand-held property	6' tall x 4' wide	Other special doors are discussed elsewhere
Knives and swords	Hand-held property	All laws apply.	
Logs	Weapon	6' long x 18" high x 2' deep	Must be approved by contest manager for use
Puppets	Property	Sticks shall not exceed 6' tall x 4' wide	

Handbook for One-Act Play

Prop storage boxes	Utility item or prop		May only be used for set/strike. If used as a prop. It must be script driven.
Rocks	property	2' wide x 18" high x 3' long	Lightweight
Sound carts/speakers	Utility item or prop		May only be rolled in offstage areas. If used as a prop, it must be script driven.
Statues, TOMBSTONES , and Plant/Decorative stands	Decorative trim	5'High	
Street signs, commercial signs and lamp posts	Property	8' high x 3'	This includes stands
Stilts/platform shoes/painters' stilts	Costumes		Must be "without which the approved play cannot be produced and have League approval"
Stumps	Property	24" high x 24" wide X 3' long	
Trampoline (mini)	Property		Must be "without which the approved play cannot be produced and have League approval"
Trap doors	i.e. <i>The Foreigner</i>		Must be "without which the approved play cannot be produced and have League approval"
Well (s)	Property	5' high x 4' wide and 4' deep	A circular well would be 5' high and 4' in diameter/ It fits on top of a 4'x4' platform

At The Contest

You are specifically responsible for the conduct of your company and fans.

CONDUCT

Poor sportsmanship will be reported to the League and is considered a violation of Constitution and Contest Rules Spring Meet Code of the "Spring Meet Plan" and the One-Act Play Contest Ethics Code and subject to the range of penalties prescribed in the C&CR.

Distribute and discuss the codes to your students and supporters annually and instill in them the prime importance of courtesy for other visiting students, the local crews, the Contest Manager, the adjudicators and the facilities.

At least 10 Days Prior to the Contest (Upper level contests may have different requirements.)

1. **Adjudicator Scripts:** Prior to the contest you will be asked to supply your adjudicators with scripts that are clearly marked to reflect your performance (highlight and strike-through). Make sure that you contact your Contest Manager about procedures for delivery. Failure to do this will be considered unsportsmanlike conduct and may be reported to the appropriate executive committee. Sometimes a quick turnaround between contests makes it impossible to do this.
2. **Register (Zone and District) or Edit (Bi-District, Area, Region and State) in the Online Entry System:** Follow the instructions on the UIL web page on entering contestants, directors, play and set information via the UIL Online Entry System: No play shall be presented in contest unless this information has been submitted in a timely manner.

You may be asked to submit a contestant entry form at the Region or State level for program purposes.

Documents You Will Be Required To Have At the Contest

1. Any correspondence, if any, from the League approving scenic items, special properties, special permissions, accommodation forms, etc.
2. Written evidence of royalty payment. *
3. Written publisher's approval to produce a one-act, *scenes or excerpt from* a long play for contest. *
4. Written evidence that you have received League permission, if the play is not on the UIL approved lists.
5. A signed "Community Standards and Copyright Compliance Form."
6. A clearly marked "Integrity Script" reflecting the performance text and live music cues. (this is in addition to the script or scripts provided to adjudicators.) **

*** Items 2 and 3 are not required for plays in public domain.**

****Item 6 is required prior to beginning rehearsal. You will not be allowed to rehearse unless you provide these items.**

THE INTEGRITY SCRIPT is a complete published playscript which specifically and clearly reflects the performance at that level of competition:

- a) The exact portions of the total script to be used. (Highlighted in Yellow)
- b) Deletion of all dialogue and business not to be used. Make it clear that you are cutting but light enough that a reader can look at the material that has been eliminated. (Strike-through)
- c) Any adaptations, including added text and music required approval by the League and/or the publisher shall also be indicated.

Arrival at the Contest Site and Load-In

Arrive early. Provide your Contest Manager with:

- All paperwork required by rules.
- In order to be allowed to rehearse, you must have the integrity script.

The amount of storage and dressing space that you are given is not prescribed by League rules. The Contest Manager is urged to make certain that an equitable and safe procedure is used for storage, set and strike; however, each site is limited by what they have available.

Your Rehearsal and Preparation

Rules require that the Contest Manager provide your company a rehearsal period of not fewer than 40 minutes on the contest stage.

It is highly recommended that you run the complete opening and closing sequence during your rehearsal. (Required at State) This will help Contest Officials and Site Crew see when to start and stop the watches at the beginning and the end of the show. It can also encourage practicing how your company (particularly your crew) takes the show from the start to the ending without confusion.

Rules Regarding Official Rehearsals

- Official rehearsals are also referred as the Site or Tech Rehearsal, prior to contest at the host site.
- The Contest Manager shall be present or available at all times.
- The rehearsal shall include a complete unit set, the actual running crew and scenery, lights and properties which are permissible or have been approved.
- The use of the basic set, unit set, properties, scenic items and approved additions shall be fully disclosed by the performing school to the Contest Manager at rehearsal. (Full Scenic Disclosure) The items the Contest Manager sees at rehearsal should be the same in performance. No surprises.
- The Contest Manager and/or host may require you to eliminate, modify or restage a scene where action or materials used (i.e. blood, water, food, glitter, etc.) may damage the host site, unit set or endanger the site crew, audience or participants. The performing school shall be responsible for any damages. The items the Contest Manager sees at rehearsal should be the same in performance. No surprises.

- Weapons, stunts, stage combat must be disclosed to the contest manager and/or host. What the Contest Manager sees at rehearsal should be the same in performance. No surprises.
- "Safe entrances" through the auditorium are permitted so long as there is nothing that requires the audience to perform with the actor. Disclose these to the Contest Manager for local approval.
- Time warning procedures to be followed shall be reviewed by the Contest Manager with each company at the beginning of the official rehearsal. See sample scripts under "[Resources](#)".
- Sound levels and light cues must be set during the rehearsal period.
- Companies are responsible for testing lighting and other powered items, like projectors.
- Official Crew members on the official entry must have a specific tech assignment. Official crew may not serve as audience members.
- ONLY those directors and students entered on the official entry may be in the dressing room/holding areas.
- An alternate may participate as a dressing room assistant but shall not be allowed to participate in the set, strike or run of the contest entry during the official site rehearsal and performance. At the site/official rehearsal, alternates may spike the set and help technicians and actors in adjusting sound levels by providing feedback from the house.
- Alternates may not be backstage during the official rehearsal.
- Students not on the Eligibility Form must be in constant supervision by an employee of your school district or adult chaperone from your school. They will not be allowed in the dressing room or backstage.

The Directors Meeting

Attend the meeting with the Contest Manager, adjudicator(s), and all directors prior to the beginning of the contest. The directors meeting usually takes place the day of the contest and is conducted by the Contest Manager. At the meeting:

- You are introduced to the adjudicator(s) and given an opportunity to address them.
- You give your opening and closing cues to the timekeepers in order to assist them in accurately timing your play.
- Time warning procedures shall be reviewed.
- Critique length and process will be reviewed.
- Publisher and League correspondence regarding permission, royalty payments and licensing is collected.

The Performance/The Set and Strike Period

Set and Strike may be accomplished with a closed or open curtain. The cast, crew or director(s) may set properties or set pieces in front of the curtain line. The director shall declare that choice *during the official rehearsal period*. The Contest Manager or Host may rule that either one of these setups may endanger the cast, crew or audience. The Contest Manager's decision shall be final. Any laws applicable to local fire codes shall be enforced.

Setting Up With An Open Curtain

The stage lighting, under company control, including lamps and candles shall be turned off when setup is complete. All stage lighting, under company control will need to be turned off along with the closing blackout.

As directors you are required to be present during the set and strike periods in case of emergencies.

1. A *minimal* amount of glow tape may be used on the floor and properties belonging to the performing company. It shall be set and struck during the seven-minute set and strike periods.
2. When set and strike happen with an open curtain, the set and strike shall be accomplished with work lights and house lights on in order to avoid false starts. The adjudicator(s) do not have to be removed from the house.
3. You perform an audible sound check by using the pre-recorded Sound check MP3 available on the UIL website under "[Resources and Forms](#)." This rule may be waived when technical problems or other valid circumstances require testing the house or company system. Official timers should be notified to avoid a false start. The Contest Manager is the final authority concerning sound issues at the contest site.
4. Lighting fixtures and projectors under company control may be focused and checked during the set period.
5. An official timekeeper backstage shall give the company audible warnings at one-minute intervals beginning at "five minutes" through "1 minute." (i.e. "5 minutes remaining.") A warning will also be given at 30 seconds and 15 seconds remaining. The designated person shall acknowledge receiving the warning. (i.e. "Thank you.") Reminder: exceeding the time limit is a contest violation, which means your school is ineligible for ranking or advancement.
6. The director or director's designee shall walk up to the stage manager or Contest Manager and clearly and decisively declare when the official setup or strike is completed by stating "We are finished." The company shall stop all activity at that moment.
7. **The time it takes to go back to a designated spot or behind "magic lines" shall not be timed.**
8. Directors shall depart during the set period or during the 60 seconds allowed. Directors shall not return backstage until after the end of the performance or as directed by the Contest Manager. Reminder: The director being in the backstage areas or communicating with the company during the performance is a violation.
9. Strike shall commence when the company is told to start by the Contest Manager or local stage manager.
10. Performers should remove all costumes and, as much as possible, all make-up before re-entering the theatre, lobby or other public areas unless receiving their critique immediately following their performance.

Choreographed or staged "setups" or "pre-show rituals" may be considered part of the action of the play. The Contest Manager will instruct you to stop. If you fail to do so, the clocks will start on the performance time. If in doubt, check with the State Office.

What happens if a costume piece or prop is left onstage?

It is not the intent of these rules that time violation be declared for items inadvertently left on-stage during strike while time still remains. The stage manager or contest manager should visually inspect the stage and shall insure that all items have been struck before allowing the performing company to leave. The Site Crew may help. Items hidden by any part of the basic set (drapery, house curtain, unit set, dim work lights, etc.) should not be the basis for a violation. The Stage Manager or Contest Manager should make sure that the stage has been cleared before dismissing the company.

THE PERFORMANCE

1. The performance time shall begin no more than 60 seconds after the end of “setup” is declared or the setup is stopped unless the Contest Manager calls a “time-hold.” **If announcements are made after the setup, the Contest Manager must clearly indicate to the performing company that announcements have concluded and when the 60-second period begins.**
 - An official timekeeper backstage shall give a designated company member (stage manager) an audible warning when the 60-second clock has begun. An official timekeeper backstage shall give the company audible warnings at ten-second intervals beginning at sixty seconds through “10 seconds.” (i.e. “10 seconds remaining.”) The exact procedure shall be reviewed at rehearsal and the director's meeting. See sample script under [“Resources”](#).
 - An official timekeeper shall give the company **two time warnings during the performance of the play.** **Your designated student will be asked to confirm.**
 - The first warning shall indicate when 15 minutes have elapsed.
 - The second warning shall indicate that 35 minutes have elapsed.
 - **A warning will also be given at 5 minutes, 3 minutes, 2 minutes, 1 minute, 30 seconds and 15 seconds remaining.**
 - **You will be asked to confirm. No other warnings are given.**
2. Procedures to be followed shall be determined at the Planning Meeting (Zone and District), reviewed at the official rehearsal (All Levels) and reviewed with directors at the Director Meeting (All Levels). The person giving the warning shall use this language: **“You are at 35 (or 15) minutes ... now. Please confirm.”**
3. Directors shall not make contact or communicate with cast or crew during the performance. This includes the use of any communications devices including but not limited to intercom systems, text messaging, hand signals to the booth, snapping fingers or other verbal or non-verbal communication, etc. Light and sound spaces are considered backstage and offstage and off-limits to directors during performance.
4. Cell phones are not permitted backstage unless they are used as props and have no battery

5. **CELL PHONES/IPADS/TABLETS/LAPTOPS- Used to play sound effects or music shall be set on "airplane mode."**
6. *Crew members* shall not appear onstage in costume or play characters (i.e. Servants changing scenery). Crew members may only participate onstage during scene changes during a blackout, "blueout" or where the action is not taking place.

Prompting

Your actors shall not be prompted for lines by anyone offstage, backstage or out of the acting area during the performance.

Use of Scripts (On Stage and Off)

- Scripts may be used for any technical purpose backstage or offstage so long as they are not used for prompting an actor onstage.
- A script may be used offstage by an actor to review lines as long as it is not used to prompt actors onstage.
- Scripts shall not be used onstage. When the script or properties contain passages that are "read" in the action of the play, the script becomes a property in the action of the play. The League requires that a script or other property not contain the text of the play.

Stopping a Performance

Problems with the host site's lighting or sound system, injuries, a missing adjudicator and other circumstances out of the performing company's control, may require that the Contest Manager stop a performance. The director shall not do this on their own. The director shall discuss it with the Contest Manager who will make the final choice.

The Decision

Accepting the adjudicator's decision requires graciousness on the part of those who advance as well as those who do not. Receiving an award in the One-Act Play Contest is no reason for "excessive celebration." Applause is the ONLY acceptable method to pay tribute in the theatre. Your task as a director is to instruct your students and your fans on acceptable theatre etiquette. "Riotous demonstrations" shall be reported and may be considered ethics violations.

Directors and students should realize that the motivation for judging is extension teaching and the promotion of secondary theatre in Texas. They should respond toward the adjudicator(s) with the same respect that they would give a guest teacher in a theatre arts classroom. (See C&CR Section 1034)

The Critique

- The entire company is required to attend their critique. Exceptions may be made for health issues or conflicts with other contests.
- A waiver may be requested for events where the absence is approved by the school's administrator and the State office. Only those students that are directly involved and previously approved by the State will be allowed to leave. The "Critique Waiver Form" can be found under "**Resources and Forms**."

- In all cases, arrangements will be made to formally discuss the critique with those students.
- Failure to attend or follow through on the approved protocol may be considered a violation of the ethics code.
- Notify the Contest Manager prior to the beginning of the contest when health issues or conflicts prevent you or any company member from hearing your critique by providing the approved waiver provided by the State Office.
- Notify the Contest Manager of emergency situations that arise after the beginning of the contest. Failure to do so shall be considered a violation of the One-Act Play Contest Ethics Code. Recording the adjudicator's critique requires the permission of the critic adjudicator.

Academic Team Points/ Advancing / Evaluating Your Adjudicator and Contest Manager

Academic Team Points- THEATRE UIL C&CR Section 902 (k)

One-Act Play Ranked Plays from:

District	20	20	20	15	0	0
Region	20	20	15	0	0	0
State	20	16	12	10	8	6
Individual	10	8	6			

Note: One-Act Play Points. The three unranked plays advancing from district (two from region) each receive 20 points. The alternate play receives 15 points. At State One-Act Play, points are awarded through sixth place. Points for individual acting awards are: each best performer receives 10 points; each all-star cast receives eight points; and each honorable mention all-star cast receives six points. An individual acting award assigned to a chorus or other group of players counts as only one individual award (honorable mention or all-star cast) and shall be allocated the appropriate points. One-Act Play points shall not be awarded for zone, bi-district or area contests. No points are awarded to local technical crew awards.

Advancing

The specifics of each contest vary and you should know everything that may impact your performance. Contest information for bi-district, area, regional and state meets is found on the UIL website. If not, contact the Contest Manager as soon as possible.

Evaluating Your Adjudicator and Contest Manager

The director should have a thorough knowledge of criticism, UIL rules and judging standards.

At the end of each contest you may have some strong opinions about the process and your adjudicator, Contest Manager and contest facilities. It is critical to the process that you fill out the "**EVALUATION FORM for Play Directors.**" They can be found on the UIL website at each contest level and under "**Resources and Forms.**" It is only through constructive criticism from the directors that our adjudicators and Contest Managers can be made aware of what they are doing.

Directors need to reinforce the strengths and address areas where improvement is needed for adjudicators. Adjudicators do their best to evaluate your work objectively with a thorough

knowledge of theatre, UIL rules and your script. Evaluate their work with the same respect. Be honest, support your contentions with constructive criticism and do not turn the process into a way to anonymously vent your displeasure with the results or critique. There is no place for personal attacks in the critique or the evaluation.

During the summer each and every evaluation is read. Directors names and school will not be identified. Copies of your responses are sent to the adjudicators. Good work is recognized and recurring problems are addressed.

Sample Evaluation

Contest Conference *

1A

Contest Level *

Zone

Contest Manager's Name *

Contest Site *

Questions about the Contest Manager

Please answer the questions.

1. Was the Contest conducted as per the UIL OAP Handbook? If not, why? *

Yes No

2. Did this Contest Manager possess effective communication and organization skills, as well as, promote TTAO and UIL in an ethical and professional way? *

Yes No

3. Do you believe the Contest Manager demonstrated high ethical standards of behavior during the Contest? If not, explain what behavior you consider a breach of ethics or a possible violation of the TTAO ethics code. *

Yes No

4. In your opinion, were there violations of any One-Act Play Contest Rules (Section 1033)? If yes, indicate action taken by the Contest Manager. *

Yes No

5. Should this Contest Manager be retained on the Accredited Contest Manager's List for next year? If not, why? *

Yes No

Please use the space below for any other comments you would like to share regarding the Contest. Please use the space below for any clarification to your responses above, or use for any other comments you would like to share regarding the Contest (Contest Manager performance, facilities, contest procedures, etc.)?

Guide for Adjudicators

The Function of the Adjudicator

An effective critique requires, among other things, extensive knowledge of all styles and types of drama/theatre, and an understanding of the physical theatre with special concern for limitations often imposed in school theatre facilities and scenic limitations of the One-Act Play Contest. The successful adjudicator must be able to discuss the plays seen in a firm but courteous manner. The adjudicator must be objective, direct, and detailed in criticism without imposing opinions dictatorially.

The adjudicator has the special responsibility of evaluating seriously the efforts of the director and play company and of treating them and their performance with respect. They have deliberately engaged in creative competition which offers a variety of cultural and practical opportunities. Through many hours of rehearsal, they have sought to perfect creative performances not only to win the contest but for the satisfaction which comes through the search for perfection in the arts. The adjudicator must be familiar with this Handbook, the rules of the One-Act Play Contest in the current Constitution and Contest Rules and understand limitations imposed on directors. To treat their effort casually would defeat a most important function of adjudication.

The adjudicator should use professional skills and experience to make each contest a pleasant and richly educational experience in the lives of young people as they seek to understand more fully the art of theatre.

The adjudicator's job is three-fold. First, as a single critic (or as part of a panel), the adjudicator is responsible for selecting three advancing plays and an alternate (or ranking if part of a panel) at zone, district, bi-district and area contests. At the region contest, the adjudicators shall rank plays, with two advancing plays and an alternate. At the state and junior high levels, the adjudicator shall rank the plays to select a first place (champion), second place (first runner-up) and a third place (second runner-up) play.

Second, the single critic or the acting adjudicator on a panel shall identify high quality individual performances through the selection of a two best performers, all-star cast and honorable mention all-star cast. At the state level the "Acting Adjudicator" shall select the outstanding performer from the two best performers of each conference.

The third and most important function of the adjudicator is to serve as an educator. True, advancing schools and individual awards must be selected, but adjudication without a carefully prepared critique and well-thought-out evaluation, which teaches as it evaluates, deprives play competition of a most valuable feature, opportunity for qualitative improvement.

Companies are expected to attend their critiques. Exceptions may be made for health issues or due to conflicts with other approved events. Failure to attend may be considered a violation of the ethics code. (C&CR Section 1034) The adjudicator should report any ethics violations to the state office.

There are official standards for judging all University Interscholastic League One-Act Play Contests. They are divided into two categories: "acting" at an approximate value of 60% and "directing and stage mechanics," approximately valued at 40%. Adjudicators are asked not to

make any effort to use exact percentages as a method of ranking the plays, even though approximate percentage values are suggested for the two major areas.

The judging criteria shall not be used as an absolute rubric that will provide a final score for determining advancement.

Adjudicator Qualifications

Adjudicators for the One-Act Play Contest are selected from the current TTAO (Texas Theatre Adjudicators and Officials) list of accredited adjudicators. Qualifications to become an adjudicator can be found at the TTAO website. Training workshops are conducted at various locations and times throughout the year, including the OAP State Meet. Information about these workshops can also be found on the [TTAO website](#).

TTAO's Code of Ethics and Professional Standards

- 1) Adjudicators shall be physically, emotionally and mentally fit to discharge their duties at OAP contests.
- 2) Adjudicators shall maintain an ethical code of conduct which will not impair or prejudice effectiveness as an adjudicator, before, during and immediately following competition dates.
- 3) Adjudicators shall honor all signed contracts, assignments and duties as prescribed in writing by the contest manager. Prompt notification of the contest manager regarding emergency situations is required.
- 4) Adjudicators shall avoid any behavior that might be interpreted as favoritism by contest participants.
- 5) Adjudicators shall not discuss negatively other adjudicators or fellow panelists with Contest Managers, directors or school officials. Such criticism of other adjudicators shall be made in writing to the TTAO Chair.
- 6) Adjudicators should use discretion by avoiding repeated judging in their immediate vicinity. Do not adjudicate more than two years consecutively in the same zone, district, area, or region.
- 7) Adjudicators currently employed in Texas public schools shall not accept judging assignments in which said schools could potentially compete.
- 8) Adjudicators are expected to use discretion in accepting assignments at sites that would likely be considered a violation of good common sense or a potential conflict of interest. See [TTAO Conflict of Interest Policy](#)
- 9) Adjudicators shall present critiques and attendance should be open to anyone who wants to listen.
- 10) Adjudicators shall not announce the awards, distribute the trophies, serve as the timekeeper, perform any of the tasks of the contest manager, or become openly involved in interpreting the rules of the contest.
- 11) Adjudicators shall correct mistakes immediately. When contest managers misread or give awards incorrectly, stop the process before the situation becomes more complicated. Speak up. Don't wait. Mistakes discovered during critiques should be corrected.
- 12) Adjudicators shall not accept or solicit any gift, favor, service, or other benefit that could reasonably be construed to influence the adjudicator's discharge of assigned duties and responsibilities. See [TTAO Conflict of Interest Policy](#)
- 13) Adjudicators shall not confer with anyone before they have made their decision.

- 14) Adjudicators shall not contact students from any production they have adjudicated unless contacting the student falls under their official duties for an institution of higher learning. This is not intended to limit recruitment.
- 15) Adjudicators shall not use social media to announce results from contests and should refrain from commenting on any contest they have adjudicated or could possibly adjudicate in the future.
- 16) Adjudicators may not critique a one-act play entry in festival, clinic or contest or watch as an audience member any production that they may adjudicate in a future contest that year. See [TTAO Conflict of Interest Policy](#)
- 17) Adjudicators shall respect the confidentiality of information that is privileged or that, if disclosed, may needlessly injure individuals or schools.
- 18) Adjudicators shall only use TTAO Connect to accept agreements for official UIL Contests.

Pre-Contest Procedures

1. Zone and District adjudicators are recommended by the directors in each district and approved by the District Executive Committee. Adjudicators for Bi-District are selected through a process outlined in the “Bi-District Procedures” on the UIL website. Panels for Area, Region and State are nominated by TTAO’s Area, Region and State Committee and selected by the State Theatre Director.
2. Adjudicators should take great care in contracting assignments. The League’s “Spring Meet Alignment” of participating high schools organizes all conferences into districts and regions and is published on the UIL website for planning the coming year. This list is final after the October 1 enrollment deadline.
3. You should not adjudicate productions in the One-Act Play Contest at any level that you have previously critiqued or adjudicated in a festival, workshop or local contest. This is not always possible to avoid, but you should try. **Festival/workshop hosts are required to provide you with a list of schools that includes their district, area, region and conference.** You will be asked to sign a [Clinic Conflict form](#) acknowledging that you have reviewed the list and that you are not judging any of the schools. That form will be sent to the state office.
4. Secure from the Contest Manager the contest level (zone, district, bi-district, area, or region) and the conference (1A - 6A) you are being asked to adjudicate in order to prevent judging any entry twice. Removal will be required from the higher-level contest of any critic contracted to adjudicate an entry twice.
5. Remember that some districts require criminal background checks.
6. Adjudicators should avoid serving as a critic at any contest in which they have family members participating or other individuals that would cause a majority of the participating theatre directors to question the adjudicator’s objectivity. This guide should not be interpreted to mean that teachers should not adjudicate ex-students.
7. Make definite arrangements with the Contest Manager by completing the agreement found on TTAO CONNECT. Additionally, some institutions may require the execution of their institutional contracts.

It is required that a Zone/District contract be executed no earlier than August 10 and no later than February 1 for zone and district. A contract shall be issued within 10 days of any verbal agreement.

Panel Judging contracts for Zone and District are restricted as follows:

- The first member of the panel shall be secured between August 10 and November 1st. This panelist shall also be designated to select the individual acting awards at the contest.
- The second and third panelists shall be secured by the dates published on the UIL Calendar.

Contest Level	First Day to Contact	Last Day to Complete Contract
Zone*	August 10	February 1
District*	August 10	February 1
Bi-District	After State Posts	February 1
Area	After State Posts	February 1
Region	After State Posts	February 1
State	After State Posts	February 1

* **Only the first adjudicator in a panel may be contacted at this time.** The second and third panelists shall be secured by the dates published on the UIL Calendar.

- A check should be issued following the critique or no later than 30 working days following the contest unless the contract is modified to reflect an adjustment. Concerns regarding failure to receive timely payment and the Payment Issues [Process may be found in the TTAO Manual of Operations.](#)
1. Request of your Contest Manager titles of plays being produced in the contest and copies of scripts unfamiliar and unavailable to you from easily accessible sources.
 - a. The Contest Manager is responsible for providing (by phone) the adjudicator with play titles immediately following the Title Entry Deadline; for bi-district, area or regional, on entry deadline dates. Scripts requested by the adjudicator for zone and district (and when possible, above the district level) shall be provided through the Contest Manager.
 - b. Titles of all One-Act Play Contest entries are available from the League after the title entry deadline in February. Adjudicators may obtain reading copies of plays on the approved lists and most plays approved by individual request from the League's Drama Loan Library. Information on the library can be found on the Theatre page of the UIL website. ([Resources and Forms](#)) Scenes or cuttings being produced are not available from the library and should be obtained through the Contest Manager. Be thoroughly familiar with plays being adjudicated.

Contest Procedures

- Arrive at the contest site in plenty of time to meet the Contest Manager, inspect the theatre and the location of your judging position and meet the agreed schedule.
- Request that your Contest Manager meet with you and all participating directors for about thirty minutes prior to the contest to discuss the method of critiques and other details about judging the contest. Having a pre-contest meeting with students and directors in addition to the meeting with directors is permissible but should be agreed to by the participating schools.
- Do not agree to select an equal number of acting awards from each cast.

- Arrange with the Contest Manager all details concerning the procedures to be followed at the conclusion of the last play and the order of the critiques and time limitations.
- Do not agree to do anything that violates League rules or procedures because the directors or Contest Manager have chosen not to follow them. Refuse to do it and call the State Office immediately. Failure to do so can disqualify the entire contest and sanction the adjudicator from League activities. Adjudicators who willingly violate guidelines risk removal from adjudicating.

Working Conditions for the Adjudicator

1. You must have an uninterrupted view of the stage as nearly in the center of the theatre as possible. You need a small table or a lap board if you are sitting in a row. There should be no member of the audience seated within two seats of you in any direction.
2. There should be a low-wattage, shaded lamp available at your table or seat which you can dim, turn off and on.
3. The Contest Manager has judging materials from the League which you will need. Request these if the manager forgets to give them to you before the contest. You can also download these materials from the UIL website yourself.
4. Before the pre-contest meeting with the directors, you may request the Contest Manager furnish you with a copy of the official contest program.
5. Arrange for some means of communication with the Contest Manager in case of emergency or if it is necessary for you to leave the theatre between performances. It is not a requirement that you leave the theatre between each performance, even when set and strike are accomplished with an open curtain.
6. You may arrange for a note-taker to be used during performances. Make sure this individual is someone with whom you easily communicate. These individuals shall not be involved in the decision-making process or in critiques.

Judging the Play

1. **There is nothing in the judging standards which calls upon you to evaluate the playwright or the full-length play. If the League's Play Appraisal Committee has approved the cutting, it has already been evaluated by a panel of your peers. The school may have additional restrictions from the publisher or playwright. You may see a complete one-act play, a selected scene(s) from, or an excerpt from a full-length play. Ask privately if you feel that the director has done something that violates the playwright's intent.**
2. Deal with the moment rather than yesterday or tomorrow. **Adjudicate what you see** rather than comparisons to the same play/movie you saw or directed at some other time.
3. Know that the use of scenery is restricted and the Approved Unit Set elements cannot be altered. Be familiar with the rules concerning scenery and its use to prevent penalizing directors and their students for staging situations over which they have no control.
4. Deal carefully and cautiously with the director's interpretation and approach to the play. Give the director an opportunity to differ with your opinion if the production is successful and does not distort the author's intent nor destroy the theme. You are there to evaluate the execution of choices and not their choice of play.

5. Support the League's advocacy of "blind casting." This is an educational event and students should be evaluated based on their abilities and not the circumstances of their birth.
6. Know that local community standards restrict what a student can say or do on stage. The adjudicator should assume that a company is composed of minors and is working within the limits of what is allowed and should not be asked to do more.
7. Request the Contest Manager to stop the contest if audience behavior makes it difficult for you to hear or concentrate on the performance.
8. Adjudicators should type or print names legibly when completing acting ballots. Do not write in cursive.

Emergency Judge Replacement Procedures

In the case of a single adjudicator: If the adjudicator becomes incapacitated after the start of the contest, the contest manager must contact the State Theatre Director immediately. The state office will help secure a replacement adjudicator. The contest may be rescheduled. The contest will begin again, performed in its entirety, for the new adjudicator.

In the case of a panel: If one member becomes incapacitated after the start of the contest, or if an adjudicator fails to arrive to the contest, the contest manager must contact the State Theatre Director immediately. The state office may attempt to secure a replacement adjudicator. *If a replacement is not possible, the acting adjudicator shall serve as the single adjudicator for the contest. The remaining adjudicator and the acting adjudicator shall split critiques evenly. If the acting adjudicator becomes incapacitated, a blind draw shall be conducted to determine who will serve as the single adjudicator for the decision-making part of the contest. The remaining adjudicators shall split the critiques.*

Selection of the Acting Awards

The purpose of this process is to identify high-quality performances.

In addition to the two Best Performers (not groups), the number on the all-star and honorable mention all-star casts shall not exceed eight performers per category.

- The adjudicator is encouraged to give honorable mention to quality performances but is allowed to select fewer than eight.
- The two Best Performers shall be individuals, not groups, even though they may be playing similar or ensemble roles or a chorus.
- A student playing a role identified as being of the opposite sex may do so without violation of any rule.
- The adjudicator shall not be required to select an all-star or honorable mention all-star cast with a fixed number of men and women but is encouraged to choose only those who have given superior performances at that contest.
- Under no circumstances shall any adjudicator be asked to select awards described by such terms as "Best Supporting," "Best character," or any others equally impossible to define or select fairly.
- Adjudicators may award an "ensemble" award **if the groups of players cannot be identified as individuals or play other roles in the play.**

Oral Critique Instructions for the Adjudicator

YOU SHOULD:

- 1) Make sure the order/method of conducting the critique is discussed during the pre-contest meeting with the directors.
- 2) Organize your notes in order that you may arrive at your decision and give your critique quickly, as clearly and briefly as possible.
- 3) Give an oral critique to all plays and try to devote equal time to each. Give the critique to directors and students as a group as directed by the Contest Manager. Critiques are open to all companies and the public.
- 4) Deal with the critique as though all schools advance and it is not their last performance. The League encourages all schools to perform after their last contest is over.
- 5) Realize that, in addition to selecting awards recipients, you were employed to be critically instructive. Help the director and actors with sound suggestions which they may use to improve their work.
- 6) Understand that most young actors try hard to be effective. Be tactful and kind as you comment about their work and, whenever possible, find something about the performance which you can honestly commend.
- 7) Be specific in criticizing the performance and use examples from it to help the director and actor improve their work. Discuss in terms used in the judging standards. Be constructive; a vague, indecisive critique is clear evidence of poor preparation.
- 8) Keep opinion of the playwright to yourself. **Comments concerning the quality of cuttings, scenes from or adaptations of long plays that have been submitted for special approval are often inappropriate.**
- 9) Critique audience behavior on the adjudicator questionnaire.
- 10) Make known to the League your recommendations and opinions about rules, play selection and administration of the One-Act Play Contest.

YOU SHOULD NOT:

- 1) Give private critiques at a One-Act Play Contest.
- 2) Make a “performance” of your critique. You were employed to adjudicate the contest, not to “act a role” before a captive audience.
- 3) Re-direct the plays. Suggestions are always in order, but let the directors interpret them for their companies and use them as they see fit. Do not compare to plays you have seen or directed.
- 4) Embarrass the director and company by sarcasm, ridicule, misplaced humor or remarks which in any way belittle.

- 5) Criticize only in a negative way or over praise. “This is a ‘State’ play,” “I’ll see you at the State Meet,” “This is a surefire winner,” and “You can’t possibly miss”, “I don’t have any suggestions”, “You were perfect. Keep up the good work” or “You were really bad, start over!”
- 6) Compare the performance of one cast with another. Show the cast how they did or did not measure up to the official standards.
- 7) Evaluate in comparison with other productions or the movie version of a play. Assuming that a company has “copied” a professional production or movie is a major error in judgment. *Evaluate the effectiveness of their work, not where they obtained the idea.*
- 8) Tell students or directors that you directed the same play, “When I did this show” or it is your favorite play. You will create a no-win situation.
- 9) Make any of the following remarks or similar remarks which may have the same effect: Say “I didn’t like your play,” “I would have done it this way,” “I don’t believe high school students should play such roles,” “I am so tired of seeing that play,” “You would have won the contest (or placed second, or placed third, etc.) had your play not gone overtime,” “You should have tried a new play. This play has been done so often” or “What can you expect with a play by that author?”
- 10) Deal with play selection. The play was approved by people as qualified as you with degrees and experience comparable to yours. Evaluate company choices and how well they are achieved.
- 11) Comment adversely about the play choice. It has been officially approved by the League’s Play Appraisal Committee. It may not be the best play for a particular cast to produce at a particular contest, but the adjudicator has no responsibility in this contest to be publicly critical of the director’s choice of play. This recommendation does not prevent making constructive comments concerning scenes from a long play as it affects the acting or directing.
- 12) Suggest the use of elaborate or special lighting effects not available at the contest site.
- 13) Talk above the heads of high school students or assume they are ignorant of the type, style, or history of the play or author. A history lesson is not always required. Approach carefully!
- 14) Ask students to “sex it up” or other comments that may ask them to perform actions that are not within the limitations of their community’s standards. You are talking to minors.
- 15) Say “I’m sorry” to a student or director unless you made a correctable mistake. This implies that you should have made a different decision or perhaps you made a poor choice. Judging based on objective criteria is, in the final analysis, a subjective choice. In OAP the decision is final. Rationalization or justification is a waste of time. Spend the critique time to teach in relationship to the play performed. How can the quality of performance be improved?
- 16) Spend critique time trying only to justify your decision.
- 17) Become involved in a dispute about your decision. Read all the rules, instructions, and the judging standards carefully. Be sure your decision is a right one before you render it, and refuse to discuss it with directors, students, parents, or Contest Managers. You made it. Your decision is final and cannot be changed once it is officially announced unless there has been an error in tabulation, the program listing or student's name assigned to a role.
- 18) Hand over your worksheets or notes to directors or audience members.

- 19) Recruit, offer scholarships or promote your own program, summer camps, publications or season as a part of the critique or contest site experience. You should do all these things but by mail, email or phone after the contest is over.
- 20) Answer “Why didn’t we advance?” That is not your responsibility and directors should clearly instruct companies that ranking and the totality of an oral critique and the evaluation form answers “Why.”
- 21) Interpret or give the appearance of interpreting rules. Deal with interpretations privately with Contest Managers, not directors, students, or patrons.
- 22) Post ANY comments surrounding a contest on social media. Adjudicators should be aware that even positive supportive comments can be perceived as endorsements and should be avoided. In addition, UIL does not want adjudicators to report results.

EVALUATION FOR ADJUDICATORS

The participating schools shall leave the contest with all the Evaluation Forms in hand. Adjudicators are providing a contracted service. That service requires all official contest documents be delivered by the end of the contest day. Ranks on ballots should be verified by the Contest Manager prior to delivery to the director. Ballots shall be given in hard copy, not electronically.

- The [Production Evaluation Form](#) will allow schools to receive written feedback from all adjudicators adjudicating the contest. Please note that emphasis is placed on the Oral Critique as the primary means of providing direct and educational criticism and engagement with all of the participants. This form shall be used at all contests whether adjudicated by a single critic or a panel. All adjudicators will be provided one Evaluation Form per school.
- At the conclusion of the contest using a single critic, the critic shall select three plays to advance to the next level by circling the “advancing” option on the advancing school’s Evaluation Form. One play shall be selected as the alternate by circling the “alternate” option on the selected play’s Evaluation Form. The critic shall select the “Non-Advancing” option for all of the remaining schools.
- At the conclusion of the contest using a panel of adjudicators, each panelist will rank the plays from first to last on the “Ranking Form.”
- Panel adjudicators should provide brief, written comments using the “overall impressions” section of the Evaluation Form. There is no need to provide these “impressions” to those schools to whom you have given oral critiques.
- All adjudicators should complete all of the areas of evaluation in Acting (60%) and Directing and Stage Mechanics (40%). Clarification notes can be made at the discretion of the adjudicator. Finally, evaluate the Overall Effectiveness of the Production in the last section of the Evaluation Form.
- You will also fill out and sign the Judging Ballot. As a single adjudicator you will name the advancing plays, alternate and enter your acting award selections. Panel judging members shall rank all the plays. The adjudicator selecting the acting awards shall also enter the acting awards selections.

PANEL JUDGING PROCEDURES

When you are asked to serve on a panel, the following procedures will apply to the adjudicators.

- The first panelist contracted for bi-district, district and zone contests shall select the acting awards without consulting with the other panelists. This adjudicator shall also rank the plays, give oral critiques to select schools and written evaluations to all schools. For area, region and state, this adjudicator shall be assigned by the state office.
- The other panelists contracted for zone/district, bi-district, area, region and state shall rank the plays, give oral critiques to designated schools and written evaluations to all schools.

AT THE DIRECTORS MEETING

The members of the panel shall make brief remarks.

DURING THE PERFORMANCES

- Adjudicators shall sit in separate locations during the performances.
- Adjudicators shall not be allowed to confer or discuss the performances until after the decisions are rendered. Adjudicators must develop an awareness that small talk between plays is perceived by onlookers as potential collaboration. Even if no conferment has taken place, the contest is undermined. Adjudicators shall make every effort to remain separate from other adjudicators until after all results have been submitted.
- Adjudicators shall be given copies of the "OAP Evaluation Form." The form may be downloaded from the UIL website. ([Adjudication Information](#))

AFTER THE PERFORMANCES

7. The adjudicators shall rank the plays from first to last.
8. The adjudicator designated to select the acting awards shall select Two Best Performers, up to 8 All-Star Cast and up to 8 Honorable-Mention All-Star Cast. There are some adjudicators that believe they are allowed to consult one another for acting awards. This is a violation of rules.
9. After the Contest Manager completes the ballot tabulation, the adjudicators shall be asked to verify that the ranks entered are correct.
10. Adjudicators shall draw for critique assignments.
11. After decisions are rendered and following the draw for critiques, adjudicators have permission to confer regarding verbal critiques. **Adjudicators should not know the results of the contest prior to giving critiques, unless critiques happen after the awards.**

AT CRITIQUES

Schools shall be critiqued in the order determined at the directors meeting or prior to the contest (panels). Critiques shall be public.

The Contest Manager shall give the directors the signed evaluation forms.

Contests may select to conduct simultaneous critiques.

AFTER THE CONTEST

Fill out the online contest evaluation form at the link found on the UIL website.

Report any incidents of "unsportsmanlike conduct."

Useful Glossary of Theatre Terms for the UIL One-Act Play Adjudicator

- Actions:** What a character does to another character.
- Articulation:** The clarity of the words a performer speaks.
- Blocking:** The movement and business of the actors/characters in a play.
- Character Objectives:** What a character hopes to achieve in a play or scene; the goals of a character; what a character wants.
- Characterization:** The observable traits of a character.
- Climax:** The highest point of tension in a play.
- Cohesiveness:** The ability of the ensemble to participate in and exhibit the collective energy and believability of a production.
- Composition:** The arrangement of the actors/characters on the stage.
- Conflict:** The clash of forces in a play.
- Cue Pickups:** The overall timing of the dramatic action. This usually refers to the timing of the spoken dialogue but can also be applied to timing of the physical and non-verbal action.
- Dramatic Arc:** The changes a character chooses to make or is forced to make during the course of a play.
- Emotional Context:** How the information and events in a play affect the emotions of a character.
- Engaged Listening:** Visible evidence that a character is receiving, absorbing, processing and reacting to information and events in a play.
- Ensemble:** The entire company of performers in a production.
- Exposition:** The events that precede, cause and/or influence the immediate action of a play.
- Focus:** The area of the stage that contains significant action and should be the principal point of attention for the audience.
- Ground Plan:** The arrangement of the scenic/environmental elements of a production.
- Moment:** An event that causes a change in the course of action of a play.
- Motivation:** What causes a character to act; the driving force behind a character's actions and pursuit of his/her objective(s).
- Obstacles:** What is in the way of a character obtaining his/her objective; the struggle the character must endure in order to obtain his/her objective.
- Physicality:** The physical and external traits and qualities that define a character. These include the posture of a character, how a character walks and gestures, the tempo and rhythm of a character's energy.
- Projection:** The ability of a performer to use the appropriate vocal volume level to compliment the required believability of the play as well as to be heard by all audience members.
- Relationship:** The degree of kinship between two or more characters in a play and how that kinship develops and changes during the course of a play.
- Rising Action:** The increased tension in a play caused by events that produce conflict.
- Spontaneity:** The ability of the ensemble to create the illusion that the characters are experiencing the events of the play for the first time.
- Style:** The social influences that govern and influence the general behavior of the characters. This usually refers to behavior in historical periods or geographical locations; however, it can also refer to the dramatic genre of the play.
- Tactics:** Specific maneuvers a character executes to achieve an objective.
- Theme:** The underlying idea and/or purpose of a play.

Tempo: The rate at which information is given and/or action is executed in a play.

Unity of Purpose: The ability of the ensemble to illustrate a collective understanding of the story, style, objectives and themes of a play; the ability of the ensemble to perform as a team.

Use of Space: The effective use of the entire stage area with regard to the environmental requirements of the play.

Vocal Dynamics: Variety and color in the vocal characteristics of tone, volume, pitch and rate.

A Guide for Contest Managers

IMPORTANT!

Step one
[Meet Authorization](#)

**CONTEST INFORMATION FOR ALL LEVELS
OF HIGH SCHOOL CONTESTS MAY BE
ACCESSED THROUGH THE UIL ONLINE
ENTRY SYSTEM, SPEECHWIRE.**

1033 (d)(2) Contest Procedures. The one-act play Contest Manager, appointed by the district director and registered with the UIL, shall not be the director of a play entered in the same contest. It is the responsibility of the one-act play Contest Manager to organize and conduct the contest in accordance with League rules and the “Guide for Contest Managers,” in the current Handbook for One-Act Play.

SEE [CONTEST MANAGER PAGE](#) FOR INFORMATION

**CONTEST MANAGER TRAINING AND CERTIFICATION INFORMATION WILL
BE POSTED ON THE TTAO WEBSITE.**

The Function of the Contest Manager

Like an umpire or referee in a sporting event, the Contest Manager serves as the official during a one-act play competition. The function of the Contest Manager is to fully organize the contest, but you are also responsible for administration and enforcement of all League rules at the contest site.

As the manager at any level in the One-Act Play Contest, you represent that level director and executive committee (district or regional) and the League. It is your responsibility to operate the contest in STRICT accordance with League rules and the **OAP Handbook**.

The Contest Manager is also responsible for enforcing the following immediately reporting violations to the appropriate executive committee.

FIRST THING TO DO!

Review the **[RULE CHANGES and Updates](#)** for 2024-25

Review the **GUIDE FOR CONTEST MANAGERS
TTAO OATH of Ethics & Professional Standards**

“When do I start?”

For district/zone contests, find out if a planning meeting was held. They are scheduled between mid-August and November 1 of each school year. If the meeting has not been held, it is important that you attend.

Planning meetings for bi-district must be scheduled after State, Region and Area adjudicators are announced and no later than August 31th.

For Area and Region there are no planning meetings

“What is the purpose of a planning meeting?”

The OAP planning meeting is used by directors to provide input into the organization of the contest and to recommend critic adjudicators. The recommendations for zone and district are then sent for approval to the District Executive Committee.

“What if I’m asked to chair the meeting?”

If you are selected to be the planning meeting chair, it is important that you cover all the items in the sample agenda (Under "The Planning Meeting").

"I'm running a Zone/District/Bi-District. How do I find DEC Chair Information?"

The District Executive Committee Chair is typically the District Spring Meet Chair and is responsible for ALL spring meet activities, including one-act play, track & field, tennis, golf and all academic contests. It does not mean that this person will be on-site running all of these contests.

It does, however, mean that this person is responsible for overseeing that all of these activities and competitors are adhering to the UIL Constitution and Contest Rules. DEC Chair and the Academic Meet Chair can be located on the UIL Website.

Procedures: Planning Meeting (Zone and District)

The Organizing Chair: The OAP planning meeting chair, assigned by the Spring Meet Director or Organizing Chair, schedules the meeting and serves as its presiding officer. The chair shall also serve as the bi-district meet contact and coordinator.

- The chair is not necessarily the Contest Manager; however, the recommended Contest Manager should attend.
- The organizing chair should check their current district Spring Meet Alignment on the UIL website for an accurate listing of member schools. Failure to invite a school listed in the alignment may result in reorganization.
- A recommended meeting agenda is found under "The Planning Meeting". Planning meetings may be scheduled prior to August 15th in order to select dates and facilities.
- Information regarding planning for bi-district meets can be found on the UIL website. Look for "Bi-District Meets" under the High School One-Act Play link.

Determine the Planning Meeting Status:

As soon as possible after accepting your appointment as zone or district Contest Manager, you need to determine if a planning meeting for all district play directors was held.

- If a district planning meeting was held, organize the contest in accordance with the directors' suggestions and recommendations, approved by the Spring Meet director and executive committee.
- Determine schools officially enrolled from the Academic Alignments page. The tentative "Spring Meet Alignment" is posted on the UIL website and the actual OAP entries list will be posted on the UIL website after October 1.

Drawing for Zones and Performance Order:

Planning meetings to draw for zones, performance order and to select adjudicators shall take place between August 10 and November 4.

- 12. When nine or more schools are participating in a district contest, the district executive committee (DEC) should divide the district into zones. Zone alignments shall be determined by a blind draw or be geographical to reduce travel. No other methods shall be used.**
- 13. The League discourages zoning with eight or less schools.**
14. Performance order shall be determined by a blind draw. No other methods shall be used.

Selecting Adjudicators:

Adjudicators for zone, district and bi-district contests are recommended by directors during planning meetings and then approved by the District Executive Committee. A single critic or a judging panel of three shall be used.

Adjudicators for the contest shall be selected from the current Adjudicators Directory found on the TTAO website.

If using panels, the second and third adjudicator for panels at the district level shall not be contacted until after November 4. See the sections on panel judging in the "Guide for Adjudicators" section of this Handbook.

- **Adjudicators for area, regional and state contests are assigned by the State Theatre Director.**
- Zone and District adjudicators shall not be contacted prior to August 10. Please consult with the posted lists of state, region and area panels to avoid conflicts.
- The selection of bi-district adjudicators shall take place after the State Office has posted State, Region and Area adjudicators and no later than August 31. Information regarding planning for bi-district meets can be found below.

Bi-District Procedures

- The Spring Meet Chair for each UIL District needs to designate a Bi-District representative by May 1. The State Office will send out an e-mail requesting that information.
- That person shall register with the UIL by the deadline the Chair receives. The "Bi-District OAP Contact List REP FORM" can be found on the **Bi-District page** of the UIL website.
- The representatives representing the two districts assigned to the bi-district contest shall confer and schedule the meet. This must be done prior to August 10th. The Bi-District Contact List and Pairings can be found on the **Bi-District page**.
- Each district has been assigned a specific year to serve as host.
- That assignment may be deviated from by mutual agreement of both DECs.
- A neutral site may be used where adequate facilities are not available by mutual agreement of both DECs. If the two districts cannot come to a consensus, a coin flip or blind draw shall be used.
- The same district may host both years by mutual agreement of both DECs.
- The representatives shall decide on an entry fee for each school participating to cover the costs of adjudicator(s), awards, printing, facility rentals, a neutral Contest Manager

and other necessary expenses. They shall determine what to do with any unspent income. The host site shall provide the Contest Manager.

- The two districts shall provide the required adult timekeepers for each contest. A representative from each district shall be used to time each of the timed elements of the contest. (i.e. One timer from each district times sound, setup, strike, running time, etc.) A single timer may time multiple elements.
- A single adjudicator or a panel may be used. If the two districts cannot come to a consensus, a coin flip or blind draw shall be used to determine the type of judging to be used.
- The two representatives shall compile a list of preferred adjudicators from their member schools. This may be done at a formal meeting or via e-mail. Strike lists are prohibited. This list, in order of preference, shall be given to the Contest Manager. The Contest Manager shall combine the lists by preference followed by blind draw.
- The Contest Manager shall contact and contract the adjudicator(s) on behalf of the host.
- Bi-District Reps *may allow* the Contest Manager to make the judging choices.
- Adjudicators shall be contacted after the State, Region and Area panels are posted on or about July 15 and prior to August 31.
- The Contest Manager shall register the meet information on the online form found on the Bi-District webpage on the UIL website by August 31.

The Planning Meeting

SAMPLE DISTRICT PLANNING MEETING AGENDA

1. Select a Contest site:

Use the best available site.

2. Dates for One-Act Play Contest:

- See the [Official League Calendar](#) on the UIL website for range of dates.
- It shouldn't conflict with other spring contests.
- Neither contests nor official rehearsals may be held on Sunday.
- Exceptions to the Official Calendar must be requested in writing from the League.

3. Time of contest:

- Morning performances are discouraged.
- Be aware of state laws that may affect rehearsals.
- Site rehearsals and contests shall not be held on Sunday.

4. Agree upon critic adjudicators in order of preference: The planning meeting chair shall recommend to the District Executive Committee that these choices be approved and that the choices be contracted at the earliest possible date.

- All UIL one-act play contests shall be adjudicated only by adjudicators selected from the certified judges on the TTAO website, unless an exception is approved by the League for valid reasons. The link to the list of adjudicators is on the UIL Theatre website (Adjudicator Information) and on the TTAO website.
- If preferred adjudicators are not available, the Contest Manager, approved by the District Executive Committee, shall have the flexibility to contract with any accredited critic adjudicator. If using a panel, please follow the procedures.
- Judges should be contacted via the TTAO Connect link on the TTAO website.

5. Draw for zones (if applicable) and order of performance: If the drawing has not been conducted, draw for order of rehearsal and performance and include all schools listed in the Spring Meet district. You may not assign zones or draw for performance order prior to August 10.

- **When there are nine or more schools participating in one-act play, the district executive committee should divide the district into zones of four or more schools. Zone alignments shall be geographical to reduce travel or be determined by a blind draw only.**
- Any attempt to zone according to school size, being in the same school district or previous success shall be considered a violation of contest rules.
- Remind directors that withdrawal or a failure to enroll should not result in an order change unless such action eliminates zones. (i.e. A school drops out of a four-member zone. The contest must be reorganized in order to have the required four or more schools competing.)
- Zone alignments shall be determined geographically to reduce travel or by a blind draw. These are the only options.
- Performance order shall be drawn annually at all levels.

6. Determine local rules which may apply to your contest site: Remember that plays shall not be made ineligible for advancement or ranking for violation of local rules unless such rules are based on the One-Act Play Contest rules. A Contest Manager and the staff should never threaten a company by the creation of unnecessary “magic lines,” local rules or other restrictions that are punitive rather than supportive. Provide a site crew and stage manager that will support all companies equally.

- League rules do not restrict audience seating after a play begins, but some sites control admission because of facility limitations. It is often better to seat late arrivals in reserved areas than to control lobby noise.
- There may be local restrictions on the times the building may be used. (i.e. curfews, alert levels, etc.)

7. Discuss and agree on the “Time Warning” procedures and how they will be handled at your contest. Particular attention should be paid to the 35-minute warning during the performance.

Time Warnings

Time Allowed	Process	Warning Start
7 Minutes	Setup and Strike	5 Minute to 15 Second Warnings
1 Minute	Time allowed to start the performance after declaration of end of setup	60 Seconds to 10 seconds audible warning
40 Minutes	Performance Time (Minimum of 18 and Maximum of 40)	Two warnings to a designated crew member at 15 and 35 minutes.

8. Determine awards to be presented and how and where they are to be obtained. No unofficial award, other than outstanding technician or crew may be given at a contest. Ensemble or acting awards are restricted to those given by the adjudicator.

9. Finances: Recommend to the District Executive Committee a plan to finance the contest such as requiring each school to pay a contest entry fee, charging admission to performances or a combination of both plans.

Entry fees sufficient to cover basic costs are usually required at bi-district, area and regional contests.

10. Promoting the contest: Discuss methods of securing district-wide participation in the contest, if necessary, and ways to improve the quality of production and management of the contest.

11. Arrange for a site crew to serve all entries: Site crew members may be provided by the host school or representatives may be selected from each school in the district.

Alternates provide an excellent source for a site crew to serve all schools.

12. Remind directors about special needs modifications: See the website for procedures.

Bi-District, Area and Region Early Planning

CONTEST MANAGER TRAINING. See ttaa.org site.

Set Dates and Times for One-Act Play Contest and Book Facility:

See the Official League Calendar on the UIL website for range of dates for area and region.

Drawing for Performance Order: Order for bi-district, area or regional meets shall be drawn by district or area numbers. Play order shall be determined alphabetically by the title of the play when two plays are from the same zone/district, bi-district or area.

EXCEPTION: Play titles that begin with a number (i.e. *1984* or *13 Variations*) will precede a letter.

- Performance order shall be drawn annually.
- Do not draw using the school name or town to alphabetize.
- Draw using six slips of paper with the district number or bi-district letter and an "A," "B" or "C" on each. "A" represents the play title, excluding articles, closest to "a." "B" is the closest to "z."

<i>Blind Draw Performance Order</i>	<i>Final Performance Order</i>
1 st District 17A/Bi-District A-A or Area 1A	1 st - <i>Blithe Spirit</i>
2 nd District 18C/Bi-District B-C or Area 2C	2 nd - <i>Sending Down the Sparrows</i>
3 rd District 18B/Bi-District B-B or Area 2B	3 rd - <i>The Seagull</i>
4 th District 18A/Bi-District B-A or Area 2A	4 th - <i>Fences</i>
5 th District 17C/Bi-District A-C or Area 1C	5 th - <i>Zoot Suit</i>
6 th District 17B/Bi-District A-B or Area 1B	6 th - <i>Cat on a Hot Tin Roof</i>

Contracting a Critic Adjudicator for Bi-District, Area and Region Contests: Area and Regional judging panels are assigned by the State Theatre Director. The State Office will provide assignments which are posted by August 1 on the UIL website. Area and Regional Contest Managers should execute contracts as soon as possible, no later than December 1. Bi-District Contest Managers shall execute contracts by August 31.

The Site Crew: Secure an adult assistant Contest Manager, doorkeeper, ushers, box office personnel, stage manager, backstage crews and a minimum of two adult timekeepers. More are probably needed to time the different elements. See the site crew job descriptions. Provide them with copies of these duties.

- A Contest Manager shall not serve as an official timekeeper.
- A critic adjudicator shall not serve as timekeeper, present awards or assume any other contest responsibility.
- Alternates from the participating schools may be used for site crew. However, they may not serve as adult timekeepers.
- A minimum of two timekeepers shall time the set, performance time and strike.
- The timekeepers should know the “Time Warning Procedures” established for the contest and these should be reviewed at each rehearsal and during the Directors Meeting.
- The timekeepers shall be responsible only to the Contest Manager.

Order Awards for Zone, District, Bi-District Area and Region: Obtain awards for two best performers, all-star cast, honorable mention all-star cast, and three advancing plays (except for Region level, see below) and the alternate. **Awards for Region Contests are shipped to the Region Director.**

- (3) Advancing Plays (2 ADVANCING PLAYS for Region)
- Medals for the Advancing Companies (28 per company / 84 total, per level) (Gold)
- Alternate Play (1 per level)
- Medals for the Alternate Company (28 per level) (Silver)
- 2 Best Performers (2 per level) (Gold)
- All-Star Cast (8 per level) (Silver)
- Honorable Mention All-Star Cast (8 per level) (Bronze)
- Technical Awards (**Local discretion. The League encourages recognizing technical crew member(s). The State Meet awards one gold medal. Tech awards are not sent with the Regional packets.**) Local awards recognizing crew members may be presented but shall not be assigned any points towards sweepstakes. Ensemble or acting awards are restricted to those given by the adjudicator.

The Information Packet: Send each participating school an information packet. In it remind or advise each director of the results of the drawing, the basic set available at the contest site, equipment each company should be bringing to the contest and information about the rehearsal schedule. See the example on [RESOURCES](#) page.

TTAO Connect- the Pathway to Contract Contest Officials

In an effort to save everyone time and frustration TTAO has developed a platform for contracting judges called TTAO CONNECT. Bi-District, Area, and Regional contest managers need to create events and start inviting judges so everything is in place before August 10.

Highlights of TTAO CONNECT include

- Sorts available judges by distance
- Judges will not appear unless they are available
- It will not allow you to hire judges that have a conflict at a higher level
- The system will automatically change the judges availability to unavailable if they accept a contract
- One place where all contracts are housed and you can come back and reference

Contest Managers - Please take the time to watch a brief tutorial outlining the steps to create an event and invite judges to the event.

Adjudicators - Please take 2 minutes to watch a brief tutorial on how to accept an invitation to judge.

If you have any questions or issues using the system, please email support@ttaa.org

Post Planning Meeting To-Do Checklist

- **Reserve the performance site(s)** selected for setup, rehearsals and contests. Make sure you reserve space for dressing rooms, prop/scenery storage, pre-contest meeting of directors with the adjudicators and a private space where the adjudicators may prepare the decision. Try to find private (away from the public) bathroom facilities for adjudicators.
- If the unit set is not available at the contest site, Contest Managers shall allow directors to provide individual elements of the unit set and declare them part of the basic set, available to all entries for rehearsal and performance.
- **Draw for order of performance** and include all schools listed in the Spring Meet alignment (Available by August 1) or the OAP Entries list. (Available after October 1.)
- **Contact and secure the Critic Adjudicator(s).**
- **Execute the judging agreements through TTAO Connect.** Zone/District contracts shall not be issued until after August 10th. Bi-District adjudicators must be obtained by August 10. Area and Region should be completed as soon as possible, no later than December 1.
- **Arrange to have payments ready as agreed to in the contract.** (Check with Spring Meet Director for District and the Regional Director for Region. Bi-District and Area are arranged through the Contest Manager.)
- **Make arrangements to pay for hotel, travel and meals.**
- **Order awards** with a delivery date at least 10 days prior to contest. Check with the Spring Meet Director for payment procedures.
- **Secure timekeepers.**
- **Secure a site crew to serve all entries.**
- **Send or post on the web an information packet to all the participating schools. (See [sample info letter](#))**

Area Meet Contest Managers shall send their packets to the state office for posting on the web by February 1. Provide as much information as possible about staging facilities at the contest site, including the availability of the Unit Set and standard stage door and window units.

While You Wait Until February

The Contest Manager should become very familiar with the administrative tasks and rules that are required of all schools participating in the contest. Take time to study these carefully.

1. Enrollment, Title Entry and Contestant Entry
2. Rules involving the Contest Site
3. Rules involving the Unit Set
4. Scenic Elements and Properties
5. The Size Charts

Important Principles to Remember:

1. Any access to facilities and equipment at the contest site that a single school is allowed to use shall be made accessible to all companies competing in the One-Act Play Contest at that site. This includes rentals and site visits. The Contest Manager shall make any decision concerning the use of the facility and that decision shall be final.
2. Nothing shall be done with the unit set or contest site that may damage it or endanger the site crew, audience or participants.
3. If the unit set elements can stand, at any angle, without the use of a support device, the configuration is permissible. Standard store-bought devices may then be used, with minimal strain on the unit set elements, to make the configuration stable. Pylons cannot be stacked taller than twelve feet.
4. Standing on furniture pieces/props is permissible as long as the actor(s) safety is not in jeopardy. Risky staging and physical stunts need to be disclosed at the site rehearsal to the Contest Manager.

Procedures by February 1st

It is now the duty of the Contest Manager to set up the zone, district, bi-district, area, and regional meets on-line.

Online Meet Setup and Results Certification: The zone, district, and regional Contest Managers shall set up the online meet by February 1st. You must certify results by Sunday at noon following the district, bi-district and regional contest. District and Bi-District results shall be certified no later than midnight on the designated date on the official calendar. This is done via the Spring Meet Entry System that can be accessed through the “Academics” website.

To Do List 10 Days Prior to Contest

The Contest Manager must provide access to reading scripts for the critic adjudicator. This is especially important when original plays or portions of long plays are being produced.

Contact each school and get titles from them. Request that they provide you with a copy of their play. The portions being used should be clearly indicated. If paneling, three copies should be provided.

Provide scripts with cuts from long plays and short plays as soon as possible after the February 10 title entry deadline, at minimum 10 days prior to contest. (Bi-District, area and region Contest Managers should arrange for scripts to be supplied to the critic adjudicator where it is logistically possible. At the very least, critics should be notified of titles.) Scripts may also be obtained from the Drama Loan Library. Adjudicators are eligible to use this service.

Confirm reservation of the performance site(s) selected for setup, rehearsals and contests.

Touch base with adjudicators and confirm dates and travel arrangements.

Provide adjudicators with a list of the participants and ask them to make sure they did not serve as clinicians for these schools at any lower level contests, workshops, clinics or festivals.

Make sure you have obtained a brief adjudicator's vita from each adjudicator for program publication.

Check with the Spring Meet Director and make sure payment for the adjudicator(s) and other staff will be ready by the contracted date.

Confirm arrangements for hotel, travel and meals.

Check on awards order and confirm delivery 10 days prior to contest.

Confirm that a complete unit set will be at the site. (If the unit set is not available at the contest site, Contest Managers shall allow directors to provide individual elements of the unit set and declare them part of the basic set, available to all entries for rehearsal and performance. No more than one complete Approved Unit Set or the specified number of individual elements shall be used by each entry.)

Make sure that you have secured an 8' ladder for all companies to use.

To-Do List 9 Days Prior to Contest

One-Act Play Contest Contestant Entry shall be submitted via the UIL Online Entry System ten days prior to the school's first contest. Make sure that all the directors have your correct e-mail address.

- Download the "School Information" from the UIL Online Entry System. This should provide you with all the data you need.
- Schools who have not completed the process should be reported to the appropriate executive committee. They may petition for late entry.
- Contact site crew members and confirm times and dates. Provide them with copies of their job description.
- Contact Adult Timekeepers and confirm times and dates. Provide them with copies of their job description and instructions.
- Obtain sufficiently accurate stopwatches for the timekeepers for recording set, strike, performance and music. Make sure you have spare batteries and watches available.
- Pick up awards and check that engraving and quantities are correct.
- Prepare program copy and have it printed. Only information found on the School Information Report may be included in program copy. Director's notes are not permissible.

**Program copy shall include the following information
and credit the publishing companies:**

"The use of cameras or recording devices of any type is strictly forbidden and is a violation of international copyright law."

"Some Plays May Contain Mature Subject Matter. Each play and performance has been found compliant with their community standards by their administrator."

Include the adjudicator's vita.

"Section 1034 of the UIL Constitution and Contest Rules will be enforced."

"The videotaping and/or audio taping of performances and critiques is prohibited."

UIL OAP Contest Site Crew Job Descriptions(Recommended)

Assistant Contest Manager – Another adult to assist you with rehearsals and performances. He or she should also be well-versed in the rules.

House Manager – Could be the Assistant Contest Manager or another adult who can handle the lobby noise and getting patrons into the performances quietly while you are watching the performances or dealing with backstage problems.

Ushers/Ticket takers – Students or parents are good choices. They serve to hand out programs, greet patrons, help folks with seating and take tickets.

Hosts – Students familiar with the facilities are best for this position. They serve as the host to each visiting school to escort them from dressing room to stage and back. They can be used to deliver messages or give directions to eating facilities nearby and, in general, to help them get through the day. There should also be a host for the critic adjudicator.

Box Office – Students or parents to sell tickets if admission is charged.

Stage Manager – Adult or very experienced student who is in charge of companies backstage. If an adult is used, this can be one of the two backstage timers. This is the person responsible for getting the contest started and kept on time. They are in charge of the stage crew.

Light Board Operator – Usually a student or facility person who is well-versed in the lighting system for the facility. They should be available at rehearsals and performance to answer questions or run the controls depending on the facility.

Sound Operator – Usually a student or facility person who is well-versed in the sound system for the facility. (If the facility does not have a sound system, then this position is not needed.)

Stage Crew – These are students familiar with basic stage procedures such as sweeping, mopping, taping, moving props and scenery and using the curtain controls. They are used to assist with the unit set, load-in, load-out and often running the main curtain for the performances on the cues of the company.

Timekeeper Instructions

THE CONTEST MANAGER SHALL NOT SERVE AS AN OFFICIAL TIMEKEEPER

PRE-CONTEST DUTIES

Consult with Contest Manager.

1. Check out stop watches from Contest Manager to become completely familiar with their operation. (i.e. - start and stop, change batteries or wind them)
2. Find out where you will be stationed.
3. Get Time Sheet Reports.
4. Get a copy of the opening and closing cue descriptions.

CONTEST DUTIES

1. At least one timekeeper shall be located in the house to record running time. No play shall run over 40 minutes.
2. Time begins at the first visual or aural indication a show is beginning. Example: sound cue, dialogue, lights on action or scenery.
3. Check with stage manager for complicated beginnings. You should be provided with a copy of opening and closing information for each play.
4. At least two timekeepers shall be stationed backstage to record setup, the 60-second beginning, performance and strike.
5. If there is a possible time infraction, the Contest Manager must be advised immediately.
6. **An official site timekeeper shall give time warnings as follows:**

Time Warnings

Time Allowed	Process	Warning Start
7 Minutes/Per	Setup and Strike	5 Minutes to 15 Second audible warning
1 Minute	Time allowed to start the performance after declaration of end of setup	60 seconds to 10 seconds audible warning
40 Minutes	Performance Time (minimum of 18 and maximum of 40 minutes)	Two warnings to a designated crew member at 15 and 35 minutes. Additional warnings given at 4, 3, 2, 1 minutes and 30 and 15 seconds

Timekeeper Script

Please use this language for the 15- and 35-minute warnings:

“You are at 35 minutes ... (When stopwatch hits 35 minutes) ... now. Please confirm.”

“You are at 15 minutes ... (When stopwatch hits 15 minutes) ... now. Please confirm.”

“You are at 4 minutes ... (When stopwatch hits 4 minutes) ... now. Please confirm.”

“You are at 3 minutes ... (When stopwatch hits 3 minutes) ... now. Please confirm.”

“You are at 2 minutes ... (When stopwatch hits 2 minutes) ... now. Please confirm.”

“You are at 1 minute ... (When stopwatch hits 1 minute) ... now. Please confirm.”

“You are at 30 SECONDS ... (When stopwatch hits 30 seconds) ... now. Please confirm.”

“You are at 15 SECONDS ... (When stopwatch hits 15 seconds) ... now. Please confirm.”

IMPORTANT!

- **DO NOT CLEAR WATCHES UNTIL THE CONTEST MANAGER AND THE COMPANY’S DIRECTOR HAVE HAD THE OPPORTUNITY TO SEE THEM.**
- **Do not discuss the school’s time(s) with anyone.** If there is a possible time infraction, the Contest Manager should contact the State office at first opportunity. (512-471-4517)
- **MAKE SURE SPARE STOPWATCHES ARE AVAILABLE**

At the end of the day, return your stop watches, forms, and flashlights.

What Should I Look For When I Receive the School Contestant Entry Form?

No play may be presented in contest unless the contestant entry has been completed online.

The report serves to

- Certify the eligibility of the play selected.
- Identify the administratively approved designated director(s).
- List stage properties and approved scenery or lights, including unit set.
- Provide program copy information for the Contest Manager.
- Indicate playing time for preparation of the contest schedule.
- The entry serves to identify all individuals allowed in dressing room(s) or in backstage areas during rehearsal or performance.

When you receive all the play titles

- Check to see if they are on the most current approved list. That list can be found on the UIL website. If a play is on the list, the director must provide:
 - Written permission from the publisher or author (unless the play is in the Public Domain) and
 - Written evidence from the publisher or school administration that royalty for each performance has been paid. Publisher receipts are not required! A canceled check, check copy, purchase order or a note from the administration will suffice.
- If the title **IS NOT** on the approved list, the director must provide written permission from the publisher or author,
 - Permission from the League
 - And written evidence from the publisher or school administration that royalty for each performance has been paid.

ASK IF THE PLAY IS AN ADAPTATION?

Have they added material, relocated dialogue or scenes?

Have they changed a character's gender, added characters, split characters?

Has there been any other revision of the text other than deletions to comply with League rules?

Has an off-stage voice been listed as a judgeable character?

If the answer is "yes" to any of these questions, they must provide permission from the League, and sometimes the publisher, to make the specific adaptations to the script.

Can changes be made to the cast, crew, directors and alternates?

Changes may be made up to performance time. Substitutions may be made by following the instructions found in the *Handbook*.

A Special Message from TTAO concerning publishers and rights.

Texas Theatre Adjudicators and Officials

Both TTAO and UIL have gotten questions from Contest Managers about what special things they might need to do this year about checking rights from publishers. The Contest Managers duty on this has not changed. According to the Guide for Contest Managers, the director must provide:

Written permission from the publisher or author

(unless the play is in the Public Domain)

Written evidence from the publisher or school administration that royalty for each performance has been paid.

The changes this year involve the agreement between publishers and schools/administrations. This should not greatly affect what we do when we check for rights and royalty payments.

Thanks, we appreciate the great job you do in running OAP Contests,

Yvonne Phillips-Dupree, TTAO President (2023)

To-Do List 3 Days Prior to Rehearsals

Please review all of the set rules

- **Prepare the Adjudicator's Program(s):** If requested by the critic adjudicator, prepare a program copy upon which the names of schools and directors have been rendered illegible.
- **Confirm Personnel:** Confirm that the adjudicator(s), backstage crews, doorkeepers, ushers, box office personnel and adult timekeepers are ready to work at the time their duties require.
- **Visit the contest site:** Confirm that all the lighting and sound equipment works and is exactly what was described in the information packet provided to all the participating schools.
- **Obtain Supplies:** Obtain spike tape, batteries, stop watches and other materials you will need.

Guide for Contest Managers: The Contest Site

Lighting at the Contest Site

Stage lighting instruments and dimmer controls available at the contest site are available to all for both rehearsal and performance. The Contest Manager may borrow such lighting equipment as is deemed necessary. This may include one or more “specials” available to each entry. Any changes to the information provided must be reported immediately to the participating directors.

Since every school at a contest may not have the ability to program light cues outside the official rehearsal, the following policies shall be strictly adhered to:

Light plots and all pertinent schedules shall be provided to all participating schools on the same date and through the same medium. Any changes or problems that alter the information provided must be reported to all participating schools immediately. Failure to disclose this information by the host site may be a violation of the ethics code.

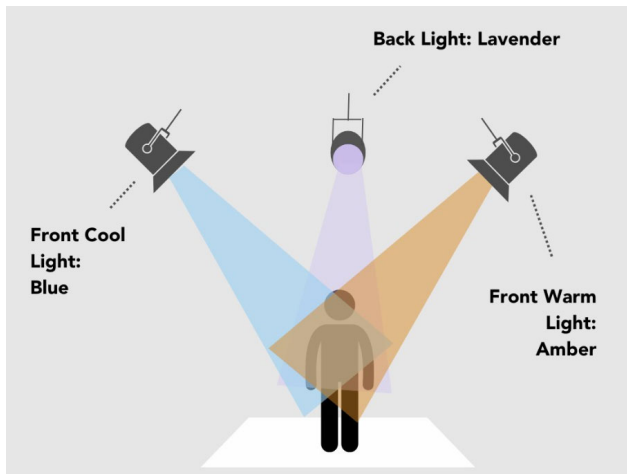
Programming of light cues by participants shall take place at the contest site during the official rehearsal period. This includes the host school if competing at the site. This does not prohibit the host from programming cues for all participants prior to the rehearsal.

Programming prior to the official rehearsals is strongly encouraged when schools have 60 minutes or less to rehearse. A host site can request that all competing schools submit their cues prior to the site rehearsal. A competing school shall not preprogram their lights prior to the site rehearsal.

In an effort to be equitable, it is prohibited for schools to bring pre-programmed light cues on a flash drive or other method to the site rehearsal and load the cues to the host’s lightboard.

Storage media (blank or pre-programmed) used to run the show for contest shall be provided by and safely stored by the Contest Manager. Such storage media shall be given to the directors at the official rehearsal and at the beginning of the setup period. The storage media shall be returned to the Contest Manager at the conclusion of the official rehearsal and performance.

When architectural necessity forces the light control locations to be other than backstage or in a rear booth, the location becomes, by rule, backstage.



The McCandless Method is one particular approach to providing stage lighting, first proposed in the book, *A Method of Lighting the Stage*, which has been through several editions.

In the McCandless Method, the actors are meant to be fully front lit but also provided with some “sculpting” of the features. Full lighting is provided by at least two lights from opposite sides, above the plane of the actors by about 45 degrees and approximately 90 degrees apart. These two lights come

in from opposite directions. Top lighting may also be used for fill, as may limited footlights. McCandless described these angles as being the diagonals of a cube in the center of the acting area.

However, the key to the McCandless Method is that one light of the primary pair is “cool” relative to the other. One may be blue (a cool color) and the other amber (a warm color). Thus, one fills the shadows left by the other in a way that produces a degree of depth uncommon in real life but striking and recognizable on the stage, similar to stage makeup in the way it exaggerates and clarifies the actors’ faces.

Sound, Storage and Dressing Rooms

- Sound systems may be provided by the Contest Manager as a part of the basic set and shall be available for use at rehearsal. It should be made clear that the system is on loan to each company and becomes company responsibility. Company operator error does not result in stopping/restarting of a performance.
- When architectural necessity forces the sound control location to be other than backstage or in a rear booth, the location becomes, by rule, backstage.
- Companies may provide their own sound systems without approval. The sound system control should not be located in front of the stage unless factors involving architectural necessity requires its placement there.

Storage at the Contest Site

The amount of storage space that schools are provided is not regulated by League rules. Each site is limited by what you have available. The Contest Manager is urged to make certain that an equitable and safe procedure is used for storage, set and strike.

Dressing Rooms at the Contest Site

The type of dressing areas that schools are given is not regulated by League rules. Like storage, **each site is limited by what is available**. The Contest Manager is urged to make certain that it is equitable.

Rules Regarding Official Rehearsals

- Do not allow schools to rehearse unless they have provided you with the integrity script and music log.
- You must be available during both the rehearsals and performances. Remember, you are the official at this contest. You can't have the referee at the concession stand during the basketball game.
- Rehearsal time available to one entry shall be available to all entries. This includes rentals and site visits beyond the official rehearsal. Their availability shall be approved by the DEC.
- The official rehearsal must be at least 40 minutes long. Outside of the minimum time, there is no limit on the length OUTSIDE THE SCHOOL DAY. **Official contest OAP rehearsals for zone, district, bi-district, area, region and state shall not be held on Sunday in violation of Section 900 (b)**. State allows a 50-minute rehearsal.
- Rehearsals during the school day are limited by TEA to one class period (defined as one hour) during the school day.
- Please observe time limits. Every cast deserves its full and equal turn on the stage prior to the contest.

Contact us immediately if “no-shows” leave you with less than three plays at a contest.

Procedures: Official Rehearsals

1. **Do Your Homework:** It is important that you re-read the other sections in this Handbook prior to rehearsals and contest.
2. **Meet Each Company on Arrival:** Meet, or have an assistant meet, each director and company as they arrive for rehearsal. Show them dressing rooms and places for make-up, scenery, costume, and prop storage.
3. **Prior To Starting Rehearsal, Request from Each Director:**
 - a. The official Integrity Script with live music cues indicated. *
 - b. Performance license
 - c. Proof of royalty payment
 - d. Any UIL/Publisher Approvals

*Prior to start of rehearsals
4. **Prior To Rehearsal, Remind Directors of the Following:**
 - a. Time scheduled for the Directors Meeting.
 - b. That only those directors and students entered online may be in the dressing room and that only directors, cast members, crew members and alternates (as allowed) may be in the stage area during set, performance and strike. Students designated as tech/crew must be backstage or in the lighting/sound location and not audience spectators.
 - c. That substitutions may be made in writing by the director, principal or superintendent. Substitute Eligibility forms are found online under "[Resources and Forms](#)." A letter signed by the designated administrator certifying eligibility may be used in place of the certificate.
 - d. That, if the site crew is responsible for operating lights, sound or curtain, the site crew will take their cues only from the designated person and no others. The site crew or timekeepers shall not make curtain or light beginning or ending cue decisions for any company.
 - e. That the use of the basic set, unit set, properties, scenery, approved additions, and items allowed under C&CR 1033 (c) (2) (F) (i-v) shall be fully disclosed at rehearsal.
 - f. That entrances or action through the auditorium is permitted so long as it is safe and there is nothing that requires the audience to perform with the actor. The Contest Manager shall make any decision concerning the use of the basic set and that decision shall be final.
 - g. That special approval items shall not be shared with other companies.
 - h. That cell phones or other electronic communications devices shall not be allowed in the backstage areas, except as allowed under rules. Light and sound spaces are considered backstage and offstage.

5. During the Rehearsal

Disclosure

TAKE TIME TO LOOK AT THE SETS AND ASK QUESTIONS IF ANYTHING LOOKS UNUSUAL OR LIKE A RULE VIOLATION. CONSULT WITH THE LEAGUE IF YOU ARE UNSURE.

“The use of the basic set, unit set, properties, scenery, approved additions, and items allowed under 1033(c)(5) shall be fully disclosed to the Contest Manager at rehearsal.”

- a. If a director brings stage lighting instruments or set additions, other than those allowed under 1033(c)(5) or approved in writing by the League, the director shall be informed as soon as possible after a determination has been obtained from the State Office, that such additions shall or shall not be used.
- b. The Contest Manager may allow speakers to be set in position during the rehearsal period and left for performance.
- c. Sound levels must be set during the rehearsal period. Sound checks may be accomplished during set time with a headset, by amplifier instruments without speakers connected, by a monitor or speaker at such a low level that sound cannot be heard by the audience or by using the pre-recorded “pre-show announcement” available on the UIL website. ([Resources and Forms](#))

6. Spike Tape and Glow Tape

- Provide each school with their own distinct color of spike tape. The selection shall be random. **Minimal amounts of Spike tape may be used to mark properties, set pieces and acting positions.** Tape of any type shall not be used on elements of the Unit Set.
- **A minimal amount of glow tape** may be used on the floor and properties belonging to the performing company. It shall be set and struck during the seven-minute set and strike periods.

7. Weapons and Stage Combat (See Rules and Procedures on Stage weapons and Firearms) Contest Manager will follow procedures for handling replica firearms.

- Make sure no director plans to use a real gun of any type, volatile substances or any explosive device. Check any blades or swords for safety issues.
- Directors shall keep all weapons or replicas used as properties safely stored when not used onstage. Directors should provide these to students during setup and collect them at strike.
- There are no League restrictions involving the use of blunt-tipped/ dull swords or daggers. However, any director using stage weapons should seek Stage Combat training from certified experts before starting rehearsals. State and federal laws shall be observed. Visit the Society of American Fight Directors website. (www.safd.org) Workshops are frequently offered at UIL, TxETA, Texas Thespians Conferences.
- Please check State Law regarding the use and possession of certain types of knives.
- Request to see any slaps, stage combat, falls, stunt work or scenes that are elevated during rehearsal.

All weapons shall be shown to the Contest Manager at each contest. Contest Manager will follow procedures for handling replica firearms. The school's administration has signed the Compliance and Standards form acknowledging approval of all actions in the performance.

To-Do List Contest Day

- Make sure you have the judge's ballots and evaluation forms. The materials may be downloaded from the UIL website.
- Review the rules in Section 1033 of the *Constitution and Contest Rules*.
- Have checks, if due by contract, to pay all personnel and adjudicators.
- Confirm arrangements for hotel.
- Contact each adjudicator to confirm he or she has arrived or is on the road.
- Provide Adult Timekeepers with stop watches, instructions and the Timesheets found in the materials you downloaded.
- Make sure local site officials have taken care of the following:
 - Custodial needs
 - Unlocking all parts of the building being used
 - Air Conditioning
 - Parking
 - Security
- Take with you a "Contest Manager's toolbox." (See below.)
- Prepare a workspace for the adjudicator(s). (Lap Desk or table with light. Provide pens, highlighters, pencils and legal pads)
- Reserve seats for the house timers. Reserve seven seats close to the backstage access for the four alternates and the directors from the performing school to sit.

The Contest Manager's Toolbox

UIL OAP Handbook and C&CR	Stop watches	Spike Tape
Measuring Tape	Flashlights	Pens and Pencils
Spare Batteries (for watches and flashlights)	Scissors	Snacks
Sewing/Mending Kit	Clipboards	First Aid Kit
Hard Candy	Basic Tools	

UIL Phone numbers, including State Theatre Director's Direct Number

Procedures: Before the Contest

The Adjudicator(s) Workspace: Arrange adequate working space in the theatre and private (non-public) bathroom facilities for the adjudicator(s). Locate the space so the adjudicator(s) will have an uninterrupted view of the stage and be near enough to hear actors clearly.

- Provide each adjudicator with a small table or lapboard equipped with a low-wattage light controlled by a switch or dimmer. This is essential.
- Devise an area around each adjudicator that will not permit the audience to sit within two seats in any direction and sufficient working space for each adjudicator to be comfortable.
- Provide a student assistant to care for each adjudicator's needs between plays and to communicate with you in case of difficulty. A single student can take care of a panel.

To-Do: Contest Day When They Arrive

1. Meet, or have an assistant meet, each director and company as they arrive. Show them dressing rooms and places for make-up, scenery, costume, and prop storage. Show them where seats have been reserved for directors and alternates.

ONLY those directors and students entered on the official entry may be in the dressing room/holding areas.

2. After each school's arrival, collect the following from them:
 - Proof of royalty payment for performance of the play at this contest. A letter from the principal shall suffice.
 - If scenes from a long play are being produced, publisher or author permission is required as per Section 1033 (c) (2) (B) for cutting.
 - UIL permission to produce plays not on the approved lists.
 - UIL permission for scenic items requiring special approval.
 - A clearly marked script indicating the text being performed and indication of live music cues. (Before Rehearsal)
 - Ask for their signed "Community Standards and Copyright Compliance Form."
3. If rehearsal is on contest day, see section on Contest Day
4. When the Adjudicator(s) Arrive:
 - Show the adjudicator(s) the working space.
 - Provide the judging materials from the League.
 - Assure yourself that the critic is completely familiar with the official judging standards, selection of all-star cast and other League One-Act Play Contest procedures.
 - Provide a copy of the program. If requested, render illegible the names of directors and schools.
 - Adjudicators may use a secretary or assistant to take notes. They may use a laptop or other electronic devices to take notes.

5. Conduct a Directors Meeting

The League supports BRIEF pre-contest meetings between the critic adjudicator and the participating companies. This should be done whenever possible.

Suggested Agenda Checklist

- Meet all directors and adjudicators at least thirty minutes prior to the contest.
- Introduce adjudicators and directors to each other. There should be no attempt made to hide names of directors, schools or plays. It is permissible to introduce the director by their school and play title.
- Allow adjudicators sufficient time to discuss selection of awards, method of conducting critique, etc.
- Determine if there are company members that cannot stay for their critique as required.
- Ethical issues regarding company and audience behavior and its consequences should be discussed.
- Do not request rule interpretation of critic adjudicators at this meeting. Any help you seek from the adjudicators should be in private and is unofficial. Adjudicators are responsible for selecting advancing plays, acting awards and giving a critique. That is all. Call the League if you need help with the rules or as a last resort seek the counsel of participating directors. Obvious violations should not require discussion.
- Excuse the adjudicator(s).
- Review the time-warning procedures to be followed with the directors and the official timekeepers.
- This is a good time to make last-minute announcements and answer any questions directors may have.

Performances: Rules Related to Set and Strike

1. **General Policy**-The Contest Manager is responsible for seeing that safe procedures are maintained
 - Provide an 8' ladder for all schools to use.
 - The site crew should be supportive where set and strike are concerned.
 - Director(s) shall be allowed to participate in the set and strike periods so long as their departure is made during the set period or during the 60 seconds allowed to start the play and return does not take place until after the end of the performance and as directed by the Contest Manager.
 - Alternates shall not be a part of set and strike unless they are being used as site crew for all participants.
 - **ONLY TWO** dollies/handtrucks per school may be used during the set and strike periods but may not be used during performance unless they are properties prescribed by the playwright.
 - An official timekeeper backstage shall give the company audible warnings as prescribed in the Time Limits section of the Handbook.
 - The director or director's designee shall declare when the official set-up and strike is completed. The company shall then have sixty seconds to begin the play.

- The use of a “magic line” or artificial boundary of any type is not required. Crossing the “line” means absolutely nothing and the setup or strike time shall only be started or ended if the company begins or ends the actual process of setting or striking. The use of this technique does nothing more than create unnecessary tension.

2. Set

- The company shall have seven minutes to set.
- Sound check is allowed only during set time with a headset, by amplifier instruments without speakers connected, or by a monitor or speaker at such a low level that sound cannot be heard by the audience or using the pre-recorded sound check available from the UIL website. ([Resources and Forms](#))
- Lighting fixtures and projectors allowed under rules may be focused and checked during the set period with work lights and house lights on.
- The Contest Manager shall provide the director(s) with the quickest and safest route to enter the house and be seated.

3. Strike

- Strike shall commence immediately following performance or as directed by the contest or stage manager.
- The company shall have seven minutes to strike.
- It is not the intent of this rule that a company be declared in violation of the time rules for items inadvertently left on-stage during strike and while time remains. Items hidden by any part of the basic set (drapery, house curtain, unit set, dim work lights, etc.) should not be the basis for disqualification. The Contest Manager or stage manager shall inspect the stage before allowing a company to leave.
- Glitter, sand, stage blood, grease, powder, flour or other substances impossible to clean may result in enforcement of the 7-minute strike rule if not cleared/cleaned in time. Use common sense here. Disclose it to the Contest manager at your official rehearsal. The intent is not to make a company ineligible for advancement or ranking for leaving a few specks of glitter. Call for clarification. There is not a requirement to pull spike tape in the 7-minute strike period; however, glow tape must be pulled up at this time.
- Actors should remove make-up and costumes, including contemporary clothing used as costumes, before going into the theatre, lobby or other public areas. Many times, some makeup residue or hair coloring cannot be completely removed.

Starting and Stopping a Performance

Procedures: Starting the Contest and Performances

The Performances: Play the shows “back to back,” using only the time actually needed to set and strike, but not more time than is permitted by the rules on this subject. Review carefully the sections on “Time Limits” and follow the prescribed sequence. There should be no delay in the set-performance strike sequence unless there is a true technical emergency “time hold.”

The Adjudicator: Make sure adjudicators are seated and the house is ready.

Stopping a Performance

A play may be stopped by the Contest Manager and started over under the following conditions:

- If adverse audience behavior makes it difficult for the adjudicator to hear or concentrate on a performance. If possible, the adjudicator should be consulted before such action is taken and the audience should be instructed as to proper behavior.
- If technical difficulties under Contest Manager control cause a major production problem that creates difficulty in judging a play. (power failure, fire alarms, complete failure of stage rigging to operate, lights falling, etc.).
- This should be done in case of medical emergency or situations where a participant or spectator may get injured. (broken glass, oil or powder on the floor)
- A performance shall not be stopped for technical difficulties (failure of sound or special effects, costume changes, etc.) under control of the company in performance. Try to make sure that it is a site crew problem out of company control before a performance is stopped. This often results in greater harm than good.
- The director may initiate a request but the judgment of the Contest Manager is final in all matters pertaining to stopping and restarting a contest performance.

Before Each Play Performance

- If announcements are made, the Contest Manager must clearly indicate to the performing company that announcements have concluded and when the 60 second period begins.
- Start the contest on time.
- Make announcements at the beginning of each session to the audience concerning this contest, its value and the manner of conducting it.
- Instruct the audience as to proper behavior: removing crying or noisy children, turning off cellular phones, wrist alarms, unnecessary stop watches and any electronic devices. All of these make noise and are disruptive to others.
- Do not allow cameras or recording devices in the theatre during the performances.
- Rules do not restrict admission after a performance begins, but such entrances should be controlled so as not to disturb the audience or adjudicator.

Rules Related to Announcements and the 60 Second Rule

Role of the Site Crew

- If the site crew is responsible for operating lights, sound or curtain, make sure the company understands that the site crew will take their cues only from the designated person and no others.
- The site crew or adult timekeepers shall not make any cue decisions for any company.

Role of the Timekeepers

REQUIRED: An official timekeeper backstage shall give the company an audible warning when the 60-second clock has begun at ten-second intervals beginning at sixty seconds through ten seconds. (i.e. "10 seconds remaining.")

Rules Related to Performance

Prompting

- No prompting of dialogue is allowed by anyone in the offstage, backstage or out of the acting area during the performance.
- The director may not give signals or communicate in any fashion with the company during performance. This is considered participation and a violation of the contest. Schools may be declared ineligible for advancement or ranking.
- Cell phones or other electronic communications devices shall not be allowed in the backstage areas, except when being used as properties and in "airplane" mode.
- Light and sound spaces are considered backstage and offstage.
- Any use of an intercom or other internal communication system other than the system provided to all schools shall be considered a violation of the ethics code. Only one internal communication system shall be used.

Scripts On and Off Stage

- Scripts shall not be used on stage.
- Scripts may be used for any technical purpose backstage or offstage so long as they are not used for prompting an actor onstage.
- A script shall not be used by a company member for a live offstage voice.
- A script may be used offstage by an actor to review lines as long as it is not used to prompt someone onstage or a live offstage voice.

Set and Lights

- If a director uses stage lighting instruments or scenery, other than those described in C&CR Section 1033 (c) (2) (F), without League approval, the Contest manager shall report the violation to the State Theatre Director. The incident shall be reported to the appropriate Executive Committee as a violation of the Ethics Code. The full range of penalties may apply.

- An official timekeeper shall give the company two warnings during the performance when 15 and 35 minutes have elapsed. Additional warnings will be given at 5 minutes, 3 minutes, 2 minutes, 1 minute, 30 seconds and 15 seconds remaining.
- Procedures to be followed shall be determined at the Planning Meeting, reviewed with each cast at the official rehearsal and reviewed with directors at the Director Meeting.

Rules Regarding Violations

Rules Violations

Entries may only be declared ineligible for advancement or ranking for the following violations:

1. Use of ineligible students.
2. Exceeding the number allowed in the performing company.
3. Exceeding the time limits on performance and set-up and strike.
4. The use of firearms. The use of explosives and combustible materials.
5. The use of additional unit set.
6. The director being in the backstage areas or communicating with the company during the performance.

If declared ineligible for advancement or ranking, the company shall be considered only for individual acting awards and be awarded only those points. The company shall receive an oral critique.

Other Violations

Violations of other rules are considered ethics violations and shall be reported to the appropriate executive committee. The full range of penalties may apply.

Procedures: Violations

1. The Contest Manager should honor any requests from the director that the State Office be consulted. Please contact the State Theatre office for after- hours contact number.
2. If a company violates provisions of *C&CR Section 1033 (c)(1)(A-B)* under Contest Manager supervision, you must declare the play ineligible for advancement or ranking and shall notify the director of the play as soon as reasonably possible, after the curtain falls on the performance of the play in question. If the play is declared ineligible, the adjudicator should be notified immediately thereafter. In all cases, you must notify the adjudicator of such ineligibility before the decision is made.
3. If there is a discrepancy between the times reported by the official adult timekeepers, the Contest Manager **shall use the lowest of the times** as the official time. The Contest Manager, after consultation with official contest timekeepers, has final judgment in determining if site crew members have caused, for any reason, a company to exceed the time limits. **The clocks shall not be cleared until the company's director has had the**

opportunity to see them. Screenshots of the clocks will not suffice. Keep extra stop watches available.

4. The director of a school deemed ineligible for advancement or ranking shall receive a critique in the regular order determined prior to the beginning of the contest and shall receive the "OAP Evaluation Form" from the adjudicator or adjudicators.

Any Contest Manager that believes in the educational value of this contest dreads being the bearer of bad news. You may need to inform a director that a serious violation has occurred. It is important that you be prepared to explain what rule was violated or to show them the stopwatches showing that the play went over. There may be a strong aggressive response or quiet acceptance. Whatever the case, it is important that you hear them out. If you have ANY doubts or if the director requests it, please call the League office at 512-471-9996 or the State Theatre Director after-hours contact number.

Emergency Judge Replacement Situations

In the case of a single adjudicator: If the adjudicator becomes incapacitated after the start of the contest, or if an adjudicator fails to show to contest by the directors meeting, the contest manager must contact the State Theatre Director immediately. The state office will secure a replacement adjudicator. The contest may be rescheduled. The contest will begin again, performed in its entirety, for the new adjudicator.

In the case of a panel: If one member becomes incapacitated after the start of the contest, the contest manager must contact the State Theatre Director immediately. The acting adjudicator shall serve as the single adjudicator for the contest. The remaining adjudicator and the acting adjudicator shall split critiques evenly. In the event that the acting adjudicator becomes incapacitated, a blind draw shall be conducted to determine who will serve as the single adjudicator for the decision-making part of the contest. The remaining adjudicators shall split the critiques.

Procedures: Conclusion of the Contest

Inform the audience that the awards will take place after the adjudicator(s) has rendered a decision.

Escort the adjudicator(s) to a private room or office where the decision may be made. One designated Adjudicator shall select Acting Awards: See the following diagram for points at the District, Region and State levels only.

Handbook for One-Act Play

Level	Advancing	Alternates	Best Performers	Outstanding Performer	All-Star Cast	HM Cast
Zone/District	3	1	2	0	8	Up to 8
Bi-District	3	1	2	0	8	Up to 8
Area	3	1	2	0	8	Up to 8
Region	2	1	2	0	8	Up to 8
State	Rank 1-6	0	2	1	8	Up to 8

- **An “ensemble” award is reserved for groups of players that cannot be identified as individuals.** Remind adjudicators that an ensemble award assigned by them to a chorus or other company group of players that cannot be individually identified counts as one individual award and thus, is given only one symbolic award that shall be retained by the school in the name of the group.
 - The Best Performers shall be individuals, not groups. The two Best Performers shall not be given to a group even though they may be playing similar or ensemble roles or a chorus.
 - The adjudicator shall not be required to select an all-star or honorable mention all-star cast with a fixed number of men and women, but is encouraged to choose only those who have given superior performances at that contest.
 - Under no circumstances shall any adjudicator be asked to select awards described by such terms as “Best Supporting,” “Best Character,” or any others equally impossible to define or select fairly.
 - A student playing a role identified as being of the opposite sex may do so without violation of any rule.
 - As soon as the decision is reached, make sure the "Awards Judge" has not violated the awards rule and the ballot(s) are accurate. Now is the time to notify the adjudicator(s) of any unusual circumstances that might unknowingly create awkward situations during critiques.
- 5. For Panels: Draw for critique assignments, after rendering the ballot. Adjudicators should not be told the results of the contest before critiques.**
- Write the names of the schools on slips of paper and have each adjudicator draw one name.
 - In the case of Region, the Acting Judge shall be assigned the alternate.
 - The Acting awards judge should remain for the awards ceremony to verify awards are correctly presented.
6. Review the critique method determined at the Directors Meeting for all levels of contest.
7. After decisions are rendered and following the draw for critiques, adjudicators have permission to confer regarding verbal critiques.

Procedures: Awards Ceremony and Critique

- Announce the results and present awards. Do not ask the adjudicator(s) to announce or present awards. Some districts do not announce the alternate play when there are only five entries. Check with directors for their preference at the Planning Meeting.
- At Region Contests: Present the advancing directors with the State Participant Guide for the next level. It should be downloaded from the UIL website. (Theatre page, High School One-Act Play: State)
- Correct mistakes immediately. Waiting will make this worse. If you misread or give awards incorrectly, stop the process before the situation becomes more complicated. Mistakes discovered during critiques should be corrected.
- Critiques shall be open to all. Panel Judging critiques may be given simultaneously with the consent of the participating schools. THIS IS NOT A CONTEST MANAGER OR ADJUDICATOR CHOICE. Remember that an oral critique must be given to a company deemed ineligible for advancement or ranking.
- With panel judges, it is recommended you have timekeepers for critiques and/or audience monitors to keep the space clear of extraneous noise.
- Listen to the critiques. Report any ethics violations or unsportsmanlike conduct to the State Office.
- After each critique, remind the director the written "[Evaluation Forms](#)" that have been filled out and signed by the adjudicators. This is required.
- Adjudicators should be paid after the critique is concluded unless other written arrangements have been made. If the adjudicator is not to be paid until a later date, make sure this is clear in the original written contract. Call the League if you wish clarification. Failure to pay the adjudicator(s) as per the contractual agreement may result in a complaint being filed with the UIL State Executive Committee.

Procedures: After the Contest

- Fill out and submit the online "Contest Managers Report Form" (All levels) to the League immediately. Keep the adjudicator's ballot, questionnaire and timekeeper's record. If a panel of adjudicators is used, keep all of adjudicators' ballots and the TTAO Tabulation Tool report sheet until September 1st of the following school year.
- Inform the State Theatre Director of withdrawal, failure to participate, failure to attend critique or any potential ethical violations by any school entered in your contest.

- Provide the District Academic Meet Director with a copy of the "Contest Managers Contest Result and Attendance Report Form."
- If designated to do this, certify the contest results online. This should be done no later than noon the day after the contest. Advancing schools will not be able to make substitutions until that is done.
- Substitutions and results for area and regional contests shall be e-mailed immediately to the State Theatre Director.

Panel Judging Procedures

PROCEDURES FOR ZONE AND DISTRICT

- The first panelist is selected between August 10 and November 4. This panelist will be in charge of selecting the acting awards
- The second and third panelists are selected between November 4 and February 1.
- Contracts must clearly state that this will be a panel.

PANEL JUDGING PROCEDURES AT ALL LEVELS AFTER THE DIRECTORS MEETING

If space does not allow for separate rooms for each panelist, we recommend that a contest official be present in the decision room and upon entering the room they should read the following statement from the UIL OAP Handbook: "Adjudicators shall not be allowed to confer or discuss the performances until after the decisions are rendered."

DURING THE PERFORMANCES

- Adjudicators will sit in separate locations. Adjudicators will be provided adequate working conditions.
- Adjudicators will not be allowed to confer or discuss the performances until after the decisions are rendered.
- Adjudicators will be given copies of the OAP Evaluation Form. The form may be downloaded from the UIL website. ([Adjudication Information](#))

AFTER THE PERFORMANCES

- The adjudicators will rank the plays from first to last.
- The adjudicator designated to select the acting awards will select 2 BEST PERFORMERS, 8 All-Star Cast and up to 8 Honorable-Mention All-Star Cast.
- Once the ballots are ready, the Contest Manager and another adult assistant will enter the results in the TTAO Tabulation Tool. The link can be found on the UIL and TTAO websites. The assistant will call out the rank from the ballot and the Contest Manager shall repeat the rank as it is entered. The adjudicators shall confirm the ranks are correct. If critiques happen before awards, adjudicators should not be informed of results.
- The rankings shall be tabulated using the system and a hard copy produced.
- In case of a panel, Adjudicators will draw for the plays they are critiquing.
- IF THERE IS AN UNBREAKABLE TIE FOR THE SECOND OR THIRD ADVANCING POSITION - The Tabulation Tool shall use the ranks on the "Acting Judge's" ballot to break the tie. At state, however, we could have co-champions or co-runners-up.

AT THE AWARDS CEREMONY

Only the advancing schools will be announced. **An alternate will be publicly announced if more than five schools are competing.**

Immediately after awards are announced, the Contest Manager shall provide each director a copy of the TTAO Tabulation Report.

AT CRITIQUES

- Schools will be critiqued in the order determined at the directors meeting. Critiques shall be public.
- The Contest Manager shall give the directors the signed evaluation forms filled out by the three panelists **after** the school's oral critique.

AFTER THE CONTEST

- Fill out and submit the online "Contest Managers Contest Result and Attendance Report Form" (Each level has a different one and they are found at the "High School One-Act Play.") to the League immediately. Keep the adjudicator's ballot, questionnaire and timekeeper's record. If a panel of adjudicators is used, keep all of adjudicators' ballots and the TTAO Tabulation Tool report sheet until September 1st of the following school year.
- Inform the State Theatre Director of withdrawal, failure to participate, failure to attend critique or any potential ethical violations by any school entered in your contest.
- **Provide the District Academic Meet Director with a copy of the Contest Managers Contest Result and Attendance Report Form.**
- Results must be certified in the Online Entry System no later than Sunday at noon following the contest. (District and Region)
- **Results for region shall be called in to the State Theatre Director PRIOR to the awards assembly. TAB Report shall be sent to State Theatre Director post contest.**
- Contest Managers should review the TALK TAB (Tabulation system) before announcing results.
- **At Zone, District or Bi-District Contest- Method of critiques to be decided in planning meetings. (Local Decision) CRITIQUES CAN OCCUR BEFORE OR AFTER RESULTS.**
- **At Area, Region- Critiques will occur after tabulation and before results are announced.**

OAP Points for District, Region, and State

THEATRE

One-Act Play Ranked Plays from:

Level	Points	Points	Points	Points	Points	Points
District	20	20	20	15	0	0
Region	20	20	15	0	0	0
State	20	16	12	10	8	6
Individual Awards	10	8	6	0	0	0

Note: One-Act Play Points. The three unranked plays advancing from district (two from region) each receive 20 points. The alternate play receives 15 points. At State One-Act Play, points are awarded through sixth place. Points for individual acting awards are: each best performer receives 10 points; each all-star cast receives eight points; and each honorable mention all-star cast receives six points. An individual acting award assigned to a chorus or other group of players counts as only one individual award and shall be allocated the appropriate points. One-Act Play points shall not be awarded for zone, bi-district or area contests. No points awarded to local technical crew awards.

A GUIDE TO UNDERSTANDING THE TALK TAB SOFTWARE

A GUIDE TO UNDERSTANDING THE TALK TAB SOFTWARE

It works like this: Now, for determining each rank, start at step 1 below. If that doesn't work, go to step 2, and so on down the page. But remember! Look for the first-place school first. Determine that and mentally cross them off and start the procedure over looking for second . . . and so on. Don't look and see a school has two 4's and automatically give them 4th right off the bat. That could mess you up!

1. "Majority Of" Look for first place. If a school has two or more 1's—they got it. Then, look for 2nd place, and so on. The complicated thing about this is to remember the "or better" part of it. For instance, if you are looking for who placed 3rd, look for which school has not only two or more 3's, but also 2's or 1's. And remember, for some of the places, you can have more than one school have a "majority of" that particular rank (In looking for 2nd place, both 6,2,1 and 2,3,2 are in the running and you would need to apply the steps below).
2. Cumulative Total Simply add up the total of the three ranks. Lowest total gets the place. (In looking for second place, School A's 2,3,3 equals 8 and would beat out School B's 2,3,4—which equals 9. Or, in the example above, 6,2,1 equals 9 while 2,3,2 equals 7).
3. Judge's Preference If two schools tie on cumulative total, you break the tie by looking at how each judge ranked those two—2 of the 3 will prefer one over the other. Example: School A has 2,3,4; School B has 3,4,2—what do you do? It looks like a tie but it's not. Judges 1 and 2 both ranked A as the stronger play. Only Judge C thought School B was stronger. Two out of three wins.
4. Decimal Points Sometimes, however, more than two schools end up with the same cumulative total. If that happens, a decimal thing kicks in that awards points for the three ranks you received. (1.0 for a 1st, .5 for a 2nd, .33 for a 3rd, .25 for a 4th, .20 for a 5th, .17 for a 6th, .14 for a 7th, and .13 for an 8th.) Each school's decimals are added. Highest wins. (Three schools have a total of 7. School A with ranks of 1,2,4 gets $1.0+.5+.25=1.75$; School B with ranks of 3,1,3 gets $.33+1.0+.33=1.66$; School C with ranks of 2,3,2 gets $.5+.33+.5=1.33$. School A gets first place; School B is second.
5. Unbreakable Tie-On rare occasions, this system results in an unbreakable three-way tie. At levels from zone through region, this would lead to a tie-breaker being determined by the ranks on the Acting Judges ballot. At state, however, we could have co-champions or co-runners-up. And so on.

GLOSSARY

(Only terms used in this Handbook are defined.)

-A-

Acting area: Space onstage enclosed by scenery, drape, or a cyclorama.

Act curtain: Drapery usually located as close as possible to the front of the stage which may be used to indicate opening and closing of scenes and acts.

Adjudicator: Especially qualified person who ranks and critiques all plays seen in the contest.

Certified adjudicators are listed on the TTAO website.

All-Star Cast: Those actors who in the opinion of an adjudicator played roles in a particular contest in a superior manner. (Also Honorable-Mention All-Star Cast)

Alternate: Students declared eligible to serve as replacements for cast or crew members.

Approved lists of plays: Lists of long and short plays approved for contest use by the League. The current list may be found by going to the UIL website.

Apron: The area of the stage in front of the proscenium.

Area contest: A contest subordinate to the regional contest.

-B-

Back drop: Large piece of soft good with a batten at top used to represent exterior parts of a scene or to mask backstage areas.

Backstage: Area behind the acting area, offstage or out of the acting area and for UIL purposes, the light/ sound booth or light/sound position(s).

Bases (Pylon): Scenic Device placed around the bottom of pylons.

Batten: Length of plastic, rope or rigid metal/wood material. Not to exceed twelve feet.

Bi-District Contest: A contest subordinate to the area contest.

Business: Things actors do onstage during performance: walking, eating, sitting, writing, mime.

-C-

C&CR: Constitution and Contest Rules

Capital: Scenic Device placed on top of pylons.

Company: All persons in a cast or crew involved in the production of a contest play.

Conference: Schools classified for competition on the basis of enrollment in the last four grades in high school. (1A-6A)

Contest manager: Person appointed by district officials and instructed by district play directors and the League to organize and administer the district One-Act Play Contest.

Contest Site: The site includes the stage, building facilities, stage equipment, curtains, rigging, stage lighting instruments and controls. The items that compose the "basic set" must be provided equally to all companies competing in a One-Act Play Contest.

Critique: An adjudicator's detailed, specific comments about the acting and directing of an adjudicated play.

Curtain line: Imaginary line upon which the act curtain falls or is drawn.

-D-

District: Basic geographical conference assignment of schools (below the regional level) for organized inter-school activities to determine representatives to the next level of competition.

District Chair: Chairman of the District Executive Committee.

District Executive Committee (aka DEC): Administrators from schools who are responsible for organizing and administering all League contests in their districts.

-E-

Evaluation Form: A document created by the TTAO and the UIL Advisory Committee that is filled out by the adjudicator and given to the school after the play is critiqued.

-F-

Festival: A brief, intensive educational program used to critique works in progress.

Flat: Framed scenery covered by cloth or other materials.

-G-

Gobo: Pattern or template placed in an ellipsoidal light to project a pattern.

Ground cloth/Floor Covering: Any item designed to cover the floor of the acting area.

Ground plan (floor plan): Diagram drawn to scale showing the shape of the setting as viewed from above.

-H-

Hand properties (hand props): Small items necessary to the play's action which are carried on the set by actors: books, letters, dishes, flowers, etc.

Handbook: Refers to the UIL publication, the Handbook for One-Act Play.

House: That part of the theatre or auditorium in which the audience sits.

-L-

Leaguer: Online publication of the University Interscholastic League.

Lip: The outer edge of the stage floor. Downstage extreme edge of the apron.

-O-

OAP: One-Act Play.

Official Timekeepers: Adults selected by the Contest manager to time set/strike, running time, scene changes and music effects.

Offstage: Areas right and left of the set or out of the acting area.

Onstage: The acting area of the stage.

-P-

Panel Judging: A form of judging where three or five adjudicators are used to select the advancing plays and individual awards.

Planning meeting: Meeting of district play directors held well before the district organizing date where recommendations concerning the One-Act Play Contest are made and forwarded to the District Director.

Play director: Faculty member who produces the contest play from its selection to final performance.

Prompting: Providing an actor or actors on stage temporarily forgotten lines or time cues. This may be done by another actor, crew member or by a prompter by using cue cards, flash cards, hand signals or verbal cues.

Proscenium arch: The picture frame of the stage dividing the house and the stage house.

Pylon: Unit set element.

-R-

Region: Site designated by the League where contests are held for those schools advancing beyond the district meets. A State subdivision, above the district level, leading to the State Meet.

Rehearsing: Time spent by the company and director developing the performance piece.

Sometimes erroneously termed "play practice."

-S-

Scenery: Drapes, flats, ground rows, etc., arranged around or near an acting area to represent interior or exterior scenes.

Scenic Background: Non-essential, decorative scenery that represents what lies behind objects in the foreground

Scrim: Translucent open-weave fabric which may be used as a drop to create fantasy effects or to enhance a sky background.

Script: The written text of a stage play.

SEC: State Executive Committee.

Set additions: Scenery such as special drops, curtains, step units, flats, etc., which are not part of the Approved Unit Set or allowed under contest rules.

Set Up: Placing scenery, props and lights in the acting and offstage areas prior to or during a performance. Set up must be accomplished in 7 minutes or less.

Site Crew: Group of adults and students who help run the contest.

Special: A name given to a lighting instrument hung specifically for one show but made available to all companies as part of the basic set.

Spring Meet Director: Administrator in charge of each level's academic and athletic spring contests.

Stage house: That section of the theatre or auditorium from the curtain line up to the ceiling or grid and back to the rear wall.

Stage manager: Adult or very experienced student who is in charge of companies backstage. If an adult is used, this can be your backstage timer. This is the person responsible for getting the contest started and kept on time. He or she is in charge of the stage crew.

Standard properties (props): General term referring to articles and materials used on stage by actors or to furnish the setting, usually interior or exterior furniture or substitutes for furniture.

Commonly available furniture such as chairs, tables, settees, stools, benches, desks, etc.

State Theatre Director: Person at the UIL office who oversees the operation of the One-Act Play Contest.

Step units: Stairway containing two or more risers covered by treads.

Strike: Removing scenery, props and lights from the acting area during or after a performance.

Strike shall be accomplished in 7 minutes or less.

Student Activities Conference: League-sponsored meetings for play directors and students held during September–December at host colleges, universities and schools to discuss and demonstrate methods of improving contests and the quality of educational theatre

Sweepstakes: Overall award given to the school accumulating the most points from the Spring Meet contests.

-T-

Trim properties (props): All decorative elements related in use to standard or unusual stage properties and used to dress the stage, such as pictures, lamps, clocks, books, ornaments, dishes, etc. Trim properties may also be stage or hand properties if directly used by the actor.

-U-

UIL: University Interscholastic League

Unit Set (League approved): Flexible and portable modular units described in the "Supplements" of this Handbook.

-W-

Wings: Offstage space right or left. May also refer to drapes or flats located as masking agents of these spaces.

Workshop: A brief, intensive educational program for a relatively small group of people in a given field.

-Z-

Zone: Recommended pre-district contests when there are nine or more entries in the district contest

BIBLIOGRAPHY FOR ONE-ACT PLAY DIRECTORS

1. Acting:

Adler, *The Technique of Acting*, Bantam
Boleslavsky, *The First Six Lessons*, Echo Point Books and Media
Blunt, *More Stage Dialects*, Dramatic Pub.
Blunt, *Stage Dialects*, Dramatic Pub.
Bruder, et al., *A Practical Handbook for the Actor*, Vintage
Cohen, *Acting Power: An Introduction to Acting*, Mayfield
Felnagle, *Beginning Acting: The Illusion of Natural Behavior*, Prentice-Hall
Hagen, *Challenge for the Actor*, Charles Scribner & Sons
Harrop & Epstein, *Acting With Style*, Prentice-Hall
Jesse, *The Playing is the Thing*, Wolf Creek Press
Kahn, *Introduction to Acting*, Bantam
Kipnis, *The Mime Book*, Meriwether Pub.
Meisner, *On Acting*, Vintage
Rodenburg, *The Need for Words*, Performance Books
Stanislavsky, *An Actor Prepares*, Routledge Chapman & Hall
Stern, David Alan, *Acting With An Accent: Dialects and Accents for Actors, Storytellers, etc.*, CD's and books

2. Costume:

Barton, *Historic Costume for the Stage*, Walter H. Baker (OOP)
Ingram and Covey, *The Costumer's Handbook*, Prentice-Hall (OOP)
Jackson, *Costumes for the Stage*, New Amsterdam Books
Lister, *Costume: An Illustrated Survey from Ancient Time to the 20th Century*, Plays, Inc. (OOP)

3. Directing:

Benedetti, *The Director at Work*, Prentice-Hall
Dean and Carra, *The Fundamentals of Play Directing*, Holt, Rinehart and Winston
Hodge, *Play Directing: Analysis, Communication, and Style*, Prentice-Hall
Bogart, *A Director Prepares: Seven Essays on Art and Theatre*, London: Routledge
Bogart, *And Then, You Act: Making Art in an Unpredictable World*, London: Routledge
Bogart and Landau, *The Viewpoints Book: A Practical Guide to Viewpoints and Composition*, New York: Theatre Communications Group
Ball, William, *A Sense of Direction: Some Observations on the Art of Directing*, New York: Drama Book Publishers
Ball, David, *Backwards & Forwards: A Technical Manual for Reading Plays*, Southern Illinois University Press
Cohen, *Creative Play Direction*, Prentice Hall
Clurman, *On Directing*, Touchstone

4. History:

Barranger, *Theatre: A Way of Seeing*, Wadsworth
Berthold, *History of World Theatre*, Continuum Pub. Co.
Brockett, *History of the Theatre*, Allyn and Bacon
Brockett, *The Theatre—An Introduction*, Harcourt Brace College Pub. (OOP)

Nicholl, *World Drama from Aeschylus to Anouilh*, Allardyce

5. Make-Up:

Corey, *The Face is a Canvas: The Design and Technique of Theatrical Make-up*, Anchorage Press

Corey, *The Mask of Reality: An Approach to Design for Theatre*, Anchorage Press Corson, *Stage Make-Up*, Prentice-Hall

Westmore, *The Art of Theatrical Make-Up for Stage and Screen*, McGraw-Hill (OOP)

6. Production:

Gillette, *Designing with Light: An Introduction to Stage Lighting*, Mayfield Pub. Co., Inc.

Motter, *Theatre in High School: Planning, Teaching, Directing*, U. Press of America

Ommanney & Shanker, *The Stage & the School*, McGraw-Hill

Parker & Smith, *Scene Design and Stage Lighting*, Harcourt Brace College Pub.

Pilbrow, *Stage Lighting Design: The Art, The Craft, The Life*, Drama Book Pub.

Stern, *Stage Management*, Allyn and Bacon

7. Playwriting:

Downs, *Playwriting From Formula to Form*, Harcourt Brace and Co.

Kerr, *How Not to Write a Play*, Dramatic Publishing

McLaghlin, *The Playwright's Process*, Backstage Books

Packard, *The Art of the Playwright*, Thunder's Mouth Press

8. Theatre for Youth:

Davis & Evans, *Theatre, Children and Youth*, Anchorage

Harris & Jennings, *Plays Children Love*, St. Martins Press

Harris, *Short Plays of Theatre Classics*, Anchorage Press

Jennings, *Theatre for Young Audiences: 20 Great Plays for Children*, St. Martin's Press

Jennings & Berghammer, *Theatre for Youth: Twelve Plays with Mature Themes*, UT Press (OOP)

McCaslin, *Creative Drama in the Classroom and Beyond*, Longman

Rosenberg & Prendergast, *Theatre for Young People: A Sense of Occasion*, Harcourt Brace College Pub.

Salisbury, *Theatre Arts in the Elementary Classroom*, Anchorage

Schwartz and Aldrich, *Give Them Roots ... and Wings*, Anchorage

Swortzell, *The Theatre of Aurand Harris*, Anchorage Press

Spolin, *Theatre Games for the Classroom: A Teacher's Handbook, Grades 1–6*, Northwestern University Press

9. Theatre Education and Curriculum:

Lazarus, *Signs of Change: New Directions in Theatre Education*

Gonzalez, *Temporary Stages: Departing from Tradition in High School Theatre Education*, Heinemann

Campbell, *Technical Theatre for Non-technical People*, Skyhorse Publishing

Bailey, *Barrier-Free Theatre: Including Everyone in Theatre Arts - in Schools, Recreation and Arts Programs - Regardless of (Dis)Ability*, Idyll

Wolf and Mandell, *Acting, Learning, and Change: Creating Original Plays with Adolescents*, Heinemann
Oddey, *Devising Theatre.*, Routledge
Tarlington and Michaels, *Buidling Plays*, Heinemann
Rohd, *Theatre for Community, Conflict, and Dialogue: The Hope is Vital Training Manual*, Heinemann
Smith and Herring, *Dramatic Literacy: Using Drama and Literature to Teach Middle-Level Content*, Heinemann
Bennett, *Secondary Stages: Revitalizing High School Theatre*, Heinemann
A Model Drama/Theatre Curriculum: Philosophy, Goals & Objectives, www.applays.com
Theatre Safety, www.applays.com
J. Davis, ed., *Theatre Education: Mandate for Tomorrow*, www.applays.com
Adjudication, www.applays.com

OOP = Out of Print



“Making a World of Difference”

Handbook for One-Act Play

Directors, Adjudicators and Contest Managers

28th Edition

For further information contact us at the address below
or visit our website: www.uiltexas.org

Phone: 512/471-9996 or 471-4517

email: theatre@uiltexas.org

Ground address: 1701 Manor Road, Austin TX 78722