

A GUIDE TO
Cross-
EXamination
DEBATE

W.E. Schuetz and David Gardiner
Co–Authors

Jana M. Riggins, Editor

Revised Summer 2024



UNIVERSITY INTERSCHOLASTIC LEAGUE

**ANNUAL SPEECH COACH
REGISTRATION**

Should be completed at the
beginning of each school year.

REGISTER HERE

This button is found on the UIL Speech home page <https://www.uiltexas.org/speech>

Preface

This publication serves to provide contest rules, procedures and theoretical background to assist you in being successful in UIL CX Debate competition. You will, of course, want to consult debate texts for expanded information on theory.

My special thanks to the co-authors of this endeavor, Bill Schuetz and David Gardiner. Both are talented educators and successful coaches who freely give the priceless gift of mentoring. They are individuals who have unselfishly shared their personal time to serve as contest officials for the UIL CX Debate State Meet, to teach workshops at Student Activities Conferences, to serve on League committees, author study reports for the National CX Debate Topic Selection process and to serve in other valuable consulting capacities. They have given of their time and energy because of their love for young people and their commitment to the art of argumentation because debate is at the heart of every democracy. Their support of the UIL is deeply appreciated.

In addition, special appreciation is expressed to Dr. Rich Edwards of Baylor University who, for many years, has provided the section over Internet Debate Research written specific to the current debate resolution. Dr. Edwards' contribution to high school policy debate in Texas and across the nation is unparalleled. UIL was proud to nominate him to be inducted into the Hall of Fame of the National Federation of State High School Associations. He currently serves as the UIL debate consultant.

As you read this manual, remember that debate is an ever-evolving discipline. Paradigms and theory continue to evolve, and though you may initially find academic debate confusing, I challenge you to persevere. Debate is much like learning to drive a car — all the instruction in the world doesn't have meaning until you sit behind the wheel, turn on the ignition, and put the car in motion. Then, it all comes together! The same is true for debate — commit yourself to the study of debate texts, use this manual as a guide to success in UIL competition, and be sure to enter the tournament arena to test your skills. As you become your own advocate, you'll realize why so many high school debaters have become significant leaders in society. Best of luck!

Jana Riggins, Editor
UIL State Speech & Debate Director

About the Authors

W.E. Schuetz was a speech and debate teacher at Gregory–Portland High School in Portland, Texas, where he taught for over four decades. During his teaching career, he coached numerous award-winning competitors in extemporaneous speaking, cross-examination debate and Lincoln-Douglas Debate. He earned certification not only in speech, but also in history, English, earth science, biology, physical education and health. Active in UIL, Mr. Schuetz has served as contest director for the Conference A CX Debate State Tournament, and a certified One-Act Play judge. He also has presented workshops at the UIL Capital Conference in the summer and at Student Activities Conferences during the fall. Mr. Schuetz has received numerous prestigious awards, including the National Federation Citation Award and Outstanding District Chair for the National Speech and Debate Association. He has also received the Texas Speech Communication Association Teacher of the Year award. He has authored several study reports for the National Debate Topic Selection process, has chaired the National Debate Topic Selection Wording Committee and been a vital contributor to LD Debate resolutions, serving on the UIL State Advisory Committee. Mr. Schuetz holds a Bachelor of Science from Texas A&M University in College Station and a Master of Arts from Corpus Christi State University.

David Gardiner is a speech and debate teacher for the Corpus Christi Independent School District where he has coached students to UIL State and NSDA Nationals honors multiple years. Mr. Gardiner has served as District Director of extemporaneous speaking, cross-examination debate and Lincoln-Douglas Debate contests, Region Clerk for UIL Congress and has been appointed to the Regional Speech Advisory Committee. Nominated for the Texas Speech Communication Association Teacher of the Year Award, he has also been a contest official for the UIL CX Debate State tournament. He has presented several study reports at the National Debate Topic Selection meeting, with his topics advancing to the final national ballot and he has served on the National Wording Committee. He was a high school and college debater, and also participated in UIL One-Act Play. Mr. Gardiner holds a Speech Communication degree from Texas A&M University at Corpus Christi.

TABLE OF CONTENTS

Section 1 — Foundations

Advocacy	6
Resolutional Analysis	6
Researching the Topic.....	7
The Stock Issues	10

Section 2 — Structures

Debate Format	11
Writing an Affirmative Case.....	12
Negative Strategy	13
Speaker Responsibilities.....	26
Flowing the Debate.....	27
Cross-Examination Period.....	30

Section 3 — Details

Tournament Practice and Procedure	32
UIL Rules.....	33
Debater's Code of Ethics	41
How to Judge the Judge.....	43
Misunderstood UIL Rules.....	45
Debate Jargon	46
Improving Debate Skills.....	47
Debate in Texas.....	48
Selecting a Resolution	50

Section 4 - How to Run the Meet

Preparing for the tournament.....	52
Computer Guidelines.....	55
Substitutions	55
Pairing/Power Matching/Tabulation.....	57

Appendix	62
-----------------------	-----------

SECTION I — FOUNDATIONS

WHY SHOULD YOU DEBATE?



The answer is advocacy. *Webster's Dictionary* defines advocacy as speaking or writing in support of something. An advocate is someone defending or promoting an issue or position. When you debate, you advocate adoption of the debate resolution through implementation of your affirmative case or you defend a negative strategy as being the best in the round. Through advocacy, you appeal to the judge by offering evidence and argumentation to support your position. It is important to be the best advocate under these circumstances. It is even more important to learn the *process* of advocacy because after debate, you have the rest of your life to live, and the skills you learn from debate will be invaluable.

On a personal level, you need to be your own best advocate. You will probably have to sell yourself to an employer to obtain that “once-in-a-lifetime” job. At some point in your career, you might request a salary increase. You may be called upon to support and campaign for a candidate seeking elective office. You could be for or against a major bond issue affecting your taxes and your community. All of these decisions are important because they will impact your life and certainly your happiness.

Some debaters become professional advocates. Are you considering a career as an attorney? Your clients will be dependent upon your skills as an advocate. Do you aspire to public office? In a political position, you are speaking for and acting for your entire constituency. Are you a good salesperson? You will be convincing individuals and companies to purchase the products you represent. You may become a professional fund raiser or lobbyist. Regardless of your choice of profession, advocacy will definitely play a role. Income and quality of life are direct results of your persuasiveness.

As a debater, you will learn advocacy from the ground up. You will learn how to research an issue, how to analyze your research, and how to organize your research to orally support your position. Debating will teach you note-taking skills, listening skills, and the ability to recognize fallacious arguments and illogical arguments. Your vocabulary will expand exponentially. Through self-criticism, you will learn your strengths and weaknesses. However, the single most important lesson of debate is the ability to see an issue from every side. The greatest product of debate is a knowledgeable advocate.

So, why debate? Advocacy—being able to see an issue from all sides, to be able to put your position into an informed, logical response, and presenting all of the above with skill. After all, you are going to need to be your best advocate.

ANALYZING THE RESOLUTION

By now, hopefully, you have read the current debate resolution. The resolution is posted on the debate section of the UIL website. You may have begun to formulate ideas for a great affirmative case or a powerful negative disadvantage, but, before you get too far down the debate trail, you must make sure you thoroughly understand the resolution. This preliminary analysis is critical before you begin any serious preparation. The rules of debate provide the affirmative and negative sides with the same amount

of ground at the beginning so that each team starts evenly. The resolution marks the boundaries of this ground. Think of the resolution as a box. An affirmative case must be inside the box. Analysis of the resolution shows what the box looks like and insures that each side knows the limits and parameters of the resolution. Your work in this area is very important to your understanding of the debate resolution.

resolvedresolvedresolvedresolvedresolvedresolvedresolvedresolved
AFFIRMATIVE CASE
resolvedresolvedresolvedresolvedresolvedresolvedresolvedresolved

First things first. You will need to obtain a definition for every single word in the resolution. You are going to begin by looking for contextual definitions for the key words and phrases. Contextual definitions are those obtained from experts knowledgeable in the field. These experts write articles and books on the topic focused upon in the resolution. Within the text of their writings, these experts define the words and phrases of the resolution. These contextual definitions frame the meaning of the topic. Doesn't a space policy expert know more about space exploration than a journalist or a Middle East expert better understand the ramifications of the latest nuclear agreement with Iran?

Now, you may still have some words that have not been defined. Research via your online dictionary. Once this step is completed, every word and phrase in the formal debate resolution should have a meaning for you. Reread all of your definitions and begin to ponder the resolution.

Next, let's apply a little common sense to the analysis. Obviously, the resolution is not a collection of single words. We don't naturally read like that and the framers of the debate resolution do not intend for you to start now. Read the resolution as a sentence, and follow grammatical rules. Do not define United and States separately. The United States was not meant to be split. Do not create cryptic meaning in prepositional phrases. Look at the phrase and its purpose in the resolution. Do not complicate the analysis. Just use your knowledge of the English language and make sure you know what the words in the resolution mean.

1. What action is called for in the resolution?
2. What is the agent of action? (Who is responsible for enforcement?)
3. Where and when will money be spent?
4. Where must the action take place? (in the U.S.?)

You will have many more questions as you continue to work on your debate case and your negative strategy. Always apply logic and use common sense as you work. Analysis of issues will become second nature to you. Learn the basic process and you will be able to answer any question that is presented.

SHOW ME THE EVIDENCE — RESEARCHING THE TOPIC

Academic debate is made possible through evidence. You are only going to be as good as your information, for the old adage, "he who asserts must prove" is true in debate. Evidence consisting of facts, statistics, opinions and other ideas taken from experts in the prescribed field of the resolution is essential to proving your assertions. Even though the resolution is the same for an entire year, debate is extremely fluid. Better teams and squads will invest much time in locating evidence in books, publications, and on the Internet in an attempt to stay ahead of the competition. Evidence presented in a debate must be legitimized. UIL rules specify that each piece of evidence must have the following: author, publica-

tion, title, date of publication, page number and, for electronic data, you must also include the URL address. Most teams do not use the entire cite line during the actual debate round but you must have it in the event that you are challenged on the validity of your information.

School, Public, and University Libraries

This should be the first stop for most schools. Never underestimate your libraries, for they sometimes have access to data that you as an individual cannot secure. School libraries often have contracts with local, state, and/or international agencies through a variety of different mediums. Be warned that some school libraries restrict Internet access by the content of the material, which could make some issues harder to research.

Public libraries are a great source for research. The public libraries almost never charge a fee for access and even a nominal printing fee can sometimes be worked out if you bring your own paper. If you are lucky enough to be near a college or a university library, you will be amazed at how much information is at your disposal. Teachers and coaches can usually get permission from the university to use the facilities. If not, check to see if anyone in your school is attending or teaching at the local university and have him or her check out materials you want to review.



Publications . . . Magazines, Books, Articles

This is the bread and butter for most teams that are researching extremely specific data. Currently, you can purchase journals and secure subscriptions to very contextual sources. Some of these would not only have individual articles about your topic of research, but the entire publication may be focused on your particular interest. Bookstores are also very good about ordering books in a timely manner. Some stores like Barnes and Noble will also prove economical by allowing you to just sit and read, if you are working on a limited budget. Just drink some flavored coffee and make a day of reading and writing.

Electronic Sources

This is the leveling force in debate. No other medium can produce the sheer volume of information as the World Wide Web. With Internet access, it is possible to find information from a variety of different sources. Sometimes you can locate websites that deal directly with the topic and sometimes you can even talk to the author by way of email. Keep in mind: the web can be your friend but it can also be your worst nightmare if you do not use it correctly. Learning how to do specific searches can save you countless hours plodding through 250,000 plus hits. (See *Internet Debate Research in the Appendix*) Another word of caution: if you print your Internet research after you find it, remember that some little bit of information can sometimes be several hundred pages long if you do not set the printer correctly to only print the piece or pages of information you may be wanting.

Make sure to cite the following information for an Internet source: author, publication, title, date of publication, page number, the URL address and the date taken from Internet. Do not take questionable information from homemade webpages that, although interesting, is not valid and can cost you more than just the round.



Open Evidence Project

This is a collection of files freely shared by summer debate camps. Anyone can download these files, free of charge. It is a research provided by the National Debate Coaches Association and can be used by educators to teach debate and by students as well to learn about the topic and debate.

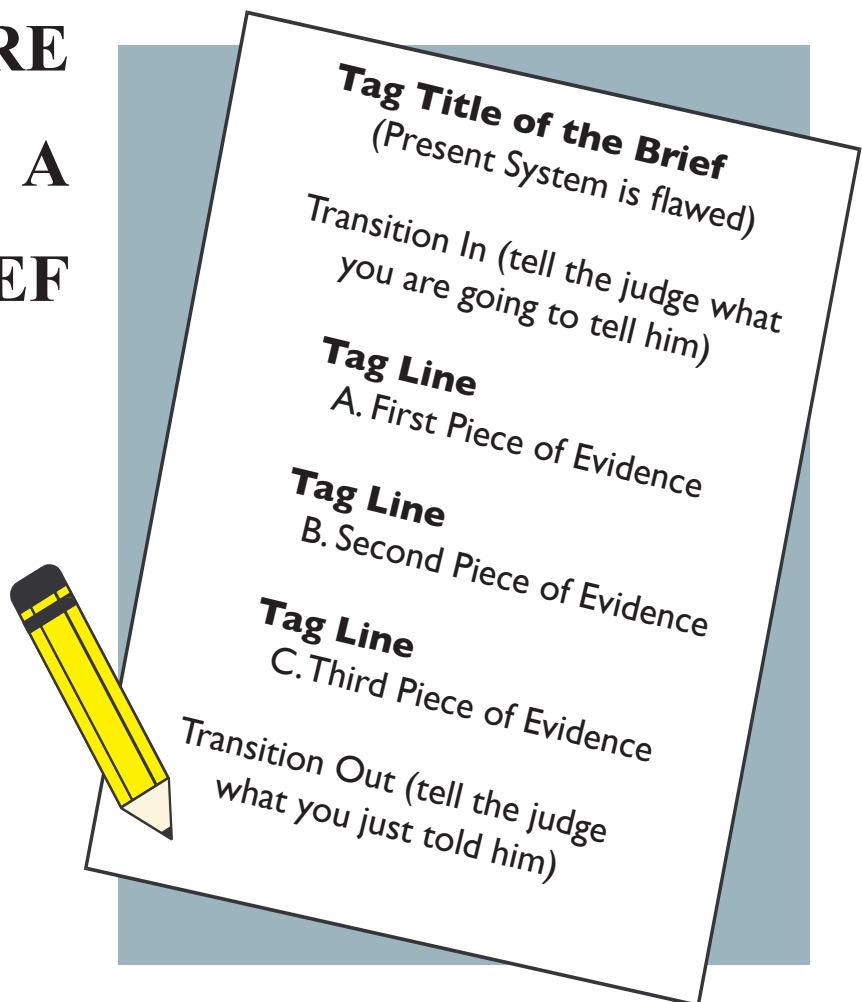
It is linked on the UIL Debate webpage: <http://www.debatecoaches.org/resources/open-evidence-project>

Purchased Debate Brief Handbooks

Many coaches use these briefs to help jump start debaters and give them a quick understanding of the topic they will be debating for the next year. Be warned that although this information is a great starter, it is also the most used evidence and the evidence that your opponents also will have read. Most likely, responses have been developed to this evidence already. It does, however, give you a good place to start and resource for authors and materials with which to continue your own research

Having large quantities of evidence does not profit you and your partner unless it is organized to be located quickly and applied wisely. To do this, most debaters find it useful to set up arguments in the form of briefs. A debate brief is generally a page of arguments and evidence supporting one overall argument that can be read as needed in a debate round. When evidence is placed in brief form, the arguments are not completely written out. Short phrases, often called tag lines, are used to introduce the argument your evidence is supporting. Each brief focuses on one single argument.

STRUCTURE OF A BRIEF



LET'S TAKE STOCK — THE STOCK ISSUES

***See online resources on UIL website for extended discussion*

Topicality

An Affirmative team is obligated to present a topical case. The First Affirmative Construction Speech should demonstrate that the Affirmative is topical, meaning that it is within the scope of the resolution. (Remember: the affirmative case must be “within the box.”) This is called Prima Facie and literally means “on the face of things.” So the first speech given by the Affirmative team must be topical or the Negative can argue that the Affirmative should not win the debate. Topicality is why you have gathered all those definitions for key words in the resolution. You may have to defend your case from Negative interpretations of the words. Traditional debate theory holds that topicality is a voting issue. In other words, if an Affirmative case is not topical, it should not win. However, remember, even this theory is open to debate and the judge is the final arbiter.

Significance

The Affirmative team has the responsibility of presenting a case it feels is very important, one that focuses on a problem that needs to be addressed. The evidence for this subdivision of case should reflect the importance of the problem denoted by the Affirmative. The Affirmative can test its significance by asking: How important is it? If the case only concerns a small segment of the population or an isolated issue, the affirmative may not be dealing with a truly important portion of the resolution. Failure to establish significance leaves the Affirmative case vulnerable to a Negative attack.

Harms

This is pretty straightforward. This portion of the case documents who or what is being hurt by the problem the affirmative has asserted. It may be human deaths, a depressed economy, loss of jobs, a threat to national security, or other major impacts. Of course, significant impact to human life is the benchmark of harms. Harms evidence must be very specific.

Inherency

The Affirmative team must do more than prove a harm exists. It must locate the causes of the problem and why these cannot be solved in the present system (status quo). When the Affirmative finds an area that it thinks is strong, the team should ask itself: Why hasn't this already been done? The answer: there is a barrier in the Status Quo that has prevented its implementation. The barrier may be structural—a law. The barrier may be attitudinal—Congress does not want to pass this. The Affirmative team must present specific evidence that clearly demonstrates this hurdle. You must state what the present system is doing and why it does not solve the problem. If the Affirmative has no inherency, it does not have a case.

Solvency

Solvency is the portion of case that proves the harm documented by the Affirmative team can be alleviated by the affirmative plan. The Affirmative must have specific evidence that demonstrates that the harm will end if its plan is implemented. When the Affirmative solves for the harm, it accrues an advantage.

If the Affirmative can find evidence to address the stock issues, it has a solid case. This does not mean the Affirmative is unbeatable. The Negative still has an opportunity to present evidence to counter the Affirmative.

SECTION 2 — STRUCTURES

DEBATE FORMAT

Debate follows a series of speaker positions called the **debate format**. The format is a simple one where each speaker gives a continuous eight-minute speech, a continuous five-minute speech, and conducts a three-minute cross examination. In addition, each team has eight minutes to use for preparation during the debate. The time should be allotted carefully by the partners for maximum efficiency. The UIL C-X debate format is as follows:

First Affirmative Constructive (1AC)	8 minutes
(1st Affirmative Speaker)	
Cross-Examination Period	3 minutes
*(2NC asks questions of 1AC)	
First Negative Constructive (1NC)	8 minutes
(1st Negative Speaker)	
Cross-Examination Period	3 minutes
*(1AC asks questions of 1NC)	
Second Affirmative Constructive (2AC)	8 minutes
(2nd Affirmative Speaker)	
Cross-Examination Period	3 minutes
*(1NC asks questions of 2AC)	
Second Negative Constructive (2NC)	8 minutes
(2nd Negative Speaker)	
Cross-Examination Period	3 minutes
*(2AC asks questions of 2NC)	
First Negative Rebuttal (1NR)	5 minutes
**First Affirmative Rebuttal (1AR)	5 minutes
Second Negative Rebuttal (2NR)	5 minutes
**Second Affirmative Rebuttal (2AR)	5 minutes

* In the traditional C-X format, the team member who is not giving the next speech conducts the cross examination. Thus, while second negative questions first affirmative, first negative can be getting ready to speak. No specific rule requires this pattern. However, each person must serve as both questioner and respondent.



** The 1AR (first affirmative rebuttalist) and the 2AR (second affirmative rebuttalist) may switch speaker positions but extend courtesy to the judge by informing them before the debate begins. *** Presenting a “roadmap” (a brief preview of argument order before speeches) is not considered part of the speech time. Do not abuse the privilege.

UIL has endorsed an abbreviated format for middle school debate. If starting a debate program for younger students new to the contest, access this adjusted time format from the [UIL Debate webpage](#).

GETTING IT ALL TOGETHER — WRITING AN AFFIRMATIVE CASE

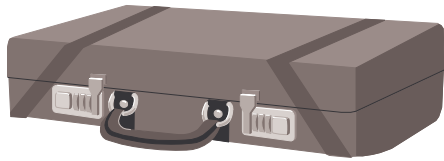
You need a format to structure your Affirmative case. You have found evidence to establish the Stock Issues and document advantages your plan will accrue, and may have already written briefs for these. Now, you need structure for your case. There are several formats you can use to write the case, three of which will be discussed. It may prove advantageous to start with a Needs Analysis format to make sure you understand the Stock Issues and know your information. Following the outline, customize by inserting your evidence to set up your affirmative case.

After each debate tournament, you may wish to update your case or redesign it, branching out beyond one of these three case formats. Just remember to stay within the bounds of the sample outline and you will be fine. At this point, you've completed a significant task, but your affirmative work is far from finished.

 AFFIRMATIVE CASE STRUCTURES	
<p style="text-align: center;">I. NEEDS ANALYSIS</p> <p>Introduction (with statement of the Resolution)</p> <ul style="list-style-type: none">I. Observation One: SignificanceII. Observation Two: HarmsIII. Observation Three: InherencyIV. Observation Four: Solvency <p>Plan</p> <ul style="list-style-type: none">A. Agent of Action (who is doing the plan)B. Mandates (the actual steps to solve)C. Funding (how the plan will be paid for)D. EnforcementE. Fiat* (the aff gets what it wants) <p>Advantage One (must document advantage one)</p> <p>Advantage Two (must document advantage two)</p> <p>*Fiat is the power to implement the plan. The aff only needs to prove that the plan SHOULD be done, not that it WOULD be done.</p>	<p style="text-align: center;">2. COMPARATIVE ADVANTAGE</p> <p>Introduction (with statement of the Resolution)</p> <p>Plan</p> <p>Advantage One</p> <ul style="list-style-type: none">A. SignificanceB. HarmsC. InherencyD. Solvency <p>Advantage Two</p> <ul style="list-style-type: none">A. SignificanceB. HarmsC. InherencyD. Solvency
	<p style="text-align: center;">3. TELL ME A STORY</p> <p>Observation One (tag line is about a harm)</p> <ul style="list-style-type: none">A. HarmB. SignificanceC. Inherency <p>Observation Two (tag line is about a harm)</p> <ul style="list-style-type: none">A. HarmB. SignificanceC. Inherency <p>Plan</p> <p>Advantage One Solvency (relates to Harm one)</p> <p>Advantage Two Solvency (relates to Harm one) </p>

NEGATIVE STRATEGY

Once you have an idea what it takes to build an affirmative case, it is now time to discover what can be done to break the affirmative position. This is not an easy task. The affirmative team has had countless hours to research and adjust to make its case harder to attack. Successful teams will update and change the affirmative case based on negative arguments run against it. Thus, the negative's task is not an easy one.



On Case Arguments

The affirmative team develops a plan and builds a case based on stock issues. This includes Topicality, Harms, Significance, Inherency, and Solvency. The negative team may attempt to beat the case and/or plan using direct type of argumentation, called On Case arguments. On Case means that you are clashing right

down the flow of the affirmative case that has just been presented. Using this strategy, the negative directly contradicts the affirmative position. A past policy debate resolution was: Resolved: That the US federal government should establish an ocean policy substantially increasing protection of marine natural resources.

Example 1: Harms

The affirmative team is running a case that states that 50,000 people who live on various Pacific islands are dying from starvation caused by overfishing in local waters every year. The fishing boats overfish to the extent that no fish are left for the natives to catch. They argue that this starvation may lead to a worldwide famine.

Negative Evidence states one or all of the following:

- A. The studies cited by the affirmative use flawed logic. There is no way to prove that the overfishing of one species of fish leads to starvation in the Pacific communities.
- B. The affirmative will only be solving for part of the problem because it will only be able to address those problems directly off of Pacific islands that are U.S. territories. As the affirmative evidence suggests, the problem extends beyond U.S. waters.
- C. The affirmative does not prove that starvation in isolated Pacific communities will lead to worldwide famine.
- D. The affirmative fails to show that U.S. regulated vessels are the ones that are overfishing. Present studies show that most of the overfishing in the world is committed by non-U.S. vessels.

The idea behind the harms attack is to lessen the severity of the harms and to help set up future arguments in the round.

Example 2: Significance

The affirmative team suggests that the problem it is solving is important, but the numbers and problems presented are not significant.

Affirmative position: Pollution off a particular beach in Alaska is causing mercury levels in local fish to increase to toxic levels. When local Alaskans eat the mercury-laden fish, some get sick and die of mercury poisoning. Since 2012, there have been 67 cases of illness and 11 deaths.

Negative arguments would include various attacks on significance:

A. Standard Significance attack is nothing more than straight logic. The negative can argue that the affirmative team is not meeting its burden of significance and that it is beyond the scope of the resolution. The topic expects the United States to address a problem that is vast in scope and that has cost lives. More people have died in car accidents in a year than in the last 12 years of mercury poisoning in Alaskan fish. The importance of this position is that significance is a stock issue. To a stock issues judge, the Affirmative must meet all stock issues or it loses the round. Significance is a voting issue and the affirmative team must lose because it fails to show how it is significant.

B. This next area of attack is more of a Topicality violation. If the resolution uses the term “significant” in the wording of the resolution, then the negative might want to attack both topicality and significance. To do so, show how the term “significant” is being violated through the use of definitions and then attack significance as discussed above. If the resolution contains the word “substantial,” then a violation to that effect could also be argued.

The nice thing about this attack is that it is straightforward and easy to explain to most judges, even the most inexperienced debate judges.

Example 3: Inherency

The affirmative team attempts to come up with an elaborate plan that is unnecessary because the problem and/or harm can be fixed with a simple change (minor repair).

Affirmative position: Algae blooms along the East Coast make certain parts of the ocean uninhabitable to any other life forms. Thus, we offer the following plan to uphold the resolution.

Plan

- Plank I – The United States, through the Environmental Protection Agency, will commission a study to examine the cause of the blooms.
- Plank II – The U.S. will issue sanctions and guidelines to address any non-point source pollution that may cause these blooms.
- Plank III – The U.S. will set up a task force to clean up any large bloom areas.


Negative arguments might include some of the following:

A. The United States has already commissioned studies that study the causes of the blooms. Thus the status quo is already working to fix this problem, and therefore the affirmative plan is unnecessary. To alter the current situation would cause costly delays and could harm the process already underway.

B. The United States, through the Environmental Protection Agency, has a strict non-point source pollution program underway. Thus the affirmative plan is unnecessary.

C. The United States currently has organizations addressing the problems that the blooms create. The affirmative plan is simply unnecessary.

D. Non-Governmental organizations are already hard at work on this issue. To bring in the United States at this juncture would undermine grassroots movements to solve the problem.



Example 4: Solvency

This is arguably the most attacked issue on case. The affirmative team has to show that its plan will solve for the problems/harms that it presented. This is the most difficult part of building an effective affirmative case. It also provides the weakest link for the negative to break.

Affirmative position: Oil spills are destroying the environment. All oil tankers should be double-hulled to avoid this problem.

Negative arguments would include some or all of the following types of arguments:

- A. Many things contribute to the destruction of the environment, not just oil spills.
- B. More damage is done to the environment by Third World nations using coal plants to produce energy than from oil spills.
- C. Fossil fuels cause more damage in one year than oil spills have from the beginning of oil transport.
- D. The majority of ocean pollution comes from unsanctioned vessels.
- E. In most accidents, a double hull would not have prevented an oil spill.
- F. Studies suggest that double hulls on ships cause as many problems as they address.

This type of solvency run is often called a solvency dump, because the negative attempts to dump as many arguments into the lap of the affirmative team as possible in an effort to show that the affirmative's plan cannot possibly solve for all the problems created that effect the harms mentioned by the affirmative. Negative teams should not get too overconfident here and should remember that the affirmative can always try to go for the comparative advantage, which means it is at least solving for some of the problem, arguably more than what the status quo is doing.


Example 5: Plan Attacks

The affirmative team will sometimes propose actions that will increase the severity of current problems and/or cause additional problems. This is not the same thing as a disadvantage, but it can sometimes help support a disadvantage.

Affirmative Plan calls for an elaborate and expensive process in order to solve.

Negative position may attack this type of problem with one or both of these arguments:

- A. Affirmative plan calls for the creation of a new board and a separate new agency to enact and enforce their mandates. This will create a budget concern. New programs that spend money will send our economy into a harsh recession. (You can continue this line of argumentation and then further enhance your position with a disadvantage such as spending.)
- B. Run the U.S. Spending disadvantage with emphasis on uniqueness, link, brink and impact. (See Designing a Disadvantage later in this chapter) Make sure to stress the uniqueness through both the cards used directly against plan and the arguments in the disadvantage. This will create a better link in addition to making your attack two-fold.



Pay attention to what the affirmative plan is doing. Without a workable plan, the affirmative fails to meet its burden of solvency. Most of the time the plan text is fairly simple without too much variation but occasionally an affirmative team will attempt to do something within its plan that is too unreasonable, and the negative can undermine the affirmative plan and thus bring the debate to an early end.

By no means are these the only examples of On Case arguments. Each new topic will spawn new rhetoric, but most On Case arguments will fall into one of these areas.



Topicality

Both experienced and novice teams alike will run some form of topicality arguments. A topicality argument asserts that the affirmative plan does not support the resolution. The negative must be prepared to attack topicality to keep unreasonable cases on topic. With this in mind, remember to pay close attention to every word in the resolution.

Many tournaments give out judging paradigm sheets that indicate judges' preferences. Always check your paradigm sheet when dealing with judges and/or ask how the judge feels about topicality. Some judges feel topicality is an absolute and should be included in every round. Other judges will not want time spent running topicality arguments.

Take time to learn such terms and phrases as: loss of ground, infinitely regressive, contextual, better for educational value, time skew, vacuum test, abuse, abusive, name 5 cases that do not fall into this hole, and many more. When you hear a phrase or term you do not understand, ask about it during cross-examination period and see your coach after the round to find out what it means and how to respond.

Example: Topicality Shell or Brief

Topicality — Establish

- I. Affirmative is not topical.
- II. We offer the definition of “establish”. From *Words and Phrases* (cite line) “Establish” means to create something new.
- III. Affirmative violation. The affirmative plan does not create something new; it is just adding to an existing program. Therefore, it is non-topical.
- IV. Negative offers the following standards.
 - A. Loss of Ground. Affirmative team has to stay within the boundaries of topicality otherwise it creates an enormous research burden for the negative team.
 - B. Loss of Education. Debate is an educational tool. If the affirmative team is allowed to run any case without some sort of checking mechanism, the debate will be without bounds and the educational value of debate will be destroyed.
 - C. Framers Intent. The framers of the resolution were very exact in the wording. Each word was selected for a reason. To go outside the resolution violates the framer’s intent, and the affirmative knows this as well.
- V. Topicality is a voter. If for any reason the affirmative team is not topical, vote it down.

Affirmative teams should also make a front line or an affirmative shell that is updated regularly to include new violations and unusual standards so it can be ready to answer any and all topicality violations. If possible, answer every argument with at least one response each.

Extra–Topicality

The theory behind extra-topicality is that the affirmative position goes beyond the scope of the resolu-

tion. In order to get the problem solved, the affirmative's plan may extend beyond what the resolution is asking of the affirmative team. If the resolution specifies action by the United States and the affirmative uses the United Nations as the agent of action instead, the affirmative is extra-topical.

Effects–Topicality

Have you ever been asked a simple question but rather than give a nice straightforward answer, you give an extended story line of what lead up to the situation? This is a perfect example of effects–topicality. Essentially, effects-topicality means to go through several steps or stages before you get to the answer or, in the debate world, fix the problem.

Example. The affirmative wants to pass a new ocean policy. In order to get the policy passed, it must first educate society. The plan includes setting up an education program to teach children who will eventually become voters who will vote for legislators who will approve the policy. Down the road, the affirmative team achieves solvency based on a series of steps or stages. This is a violation of effects–topicality.

One way an affirmative team can respond to topicality arguments is to assert that its plan is topical because of the results. To argue effects–topicality, the negative must show that the affirmative plan is not topical. Then, they must explain that allowing the affirmative to claim that the effect of the plan makes it topical will broaden the resolution too much for the negative to prepare adequately and thus is unfair.

Off Case Arguments

As mentioned, an On Case argument is something that directly clashes and contradicts the affirmative position. Off Case arguments are positions that do not necessarily contradict anything that the affirmative is presenting.

Off Case arguments are now quite common in the debate world due to the time restrictions in the debate round. Off Case arguments provide the negative team with time prior to the debate to prepare arguments much like the affirmative is able to do when preparing a case. These Off Case arguments force the affirmative team to do research beyond its typical boundaries. Many theorists feel that Off Case arguments level the playing field for the negative team.

Disadvantages

Disadvantages are the most common negative strategy in debate today. Disadvantages are harms caused by implementation of the affirmative plan. Thus, even if the affirmative is solving for the problem it is presenting, the impacts or effects of the disadvantage will be so disastrous that it would be foolish to pass the plan. The negative claims that to solve the problem through implementation of the plan proposed by the affirmative team would be

Disadvantage Structure

- A. **Uniqueness:** This evidence proves that the impacts of the disadvantage have not happened yet.
- B. **Link:** This evidence proves that the disadvantage is linked to this affirmative case. It is best to see the affirmative case detailed in link card.
- C. **Brink:** This evidence shows that this affirmative case is the last straw and that if the case is enacted, bad things will happen.
- D. **Impacts:** Document the bad things that will happen if the affirmative case is enacted.

worse than the present situation. This argument often leads to some type of world disaster through a series of actions. Disadvantages usually link to the solvency mechanism or the plan mechanism of the affirmative case.

Designing a Disadvantage

Characteristics of the Well-Designed Disadvantage

[Reprinted from *Forensic Quarterly*, Vol. 71, No. 1, (1997) with permission of the National Federation of State High School Associations.]

1. The Disadvantage Has An Understandable Thesis.

The thesis of the disadvantage is a single sentence statement which clarifies for the judge and the affirmative team the nature of the argument. Examples of thesis statements may be found on the [opposite] page. When a disadvantage is presented without a thesis sentence, there is too great an opportunity for confusion.

2. The Disadvantage is Linked to the Specific Affirmative Case.

The disadvantage should not be a “canned” negative strategy; the negative team should have a variety of disadvantages with a variety of link evidence and select the ones which most directly relate to the affirmative case in a particular round. The insistence that “any new program” causes a deficit crisis (even if the plan spends no money) trivializes the process of debate; debate should require thinking and adaptation.

3. The Disadvantage Has a Specifically Stated Impact.

“Impact” means the bottom-line harm which will be claimed. Consider the case of a first negative speaker who presents the link to a “federalism” disadvantage, arguing that the plan will hurt “states’ rights”; the second affirmative speaker turns the link by arguing that the plan will actually increase “states’ rights” because the federal block grant would provide flexible funding to empower the states to better regulate electric utilities. The second negative speaker then “reverses” the disadvantage by arguing that “states’ rights” is actually bad (perhaps because states would disallow “stranded investment” and cause a chain reaction of bankruptcies in major electric utilities).



This negative strategy is clearly abusive; the affirmative team has a right to know exactly what will be the claimed impact of the argument before hazarding a response to it. A disadvantage is not an argument until it is given some impact.

4. The Connection Between the Disadvantage Links and Impacts Are Clear.

The negative team may not simply observe that the plan would (by creating an abundant and inexpensive energy source) solve America’s energy problems and then begin talking about the impacts of a North/South war (a war between developed and developing nations); there is no obvious connection between these two claims. If the negative team wishes to establish a connection, it will be necessary to read evidence in support of the intermediate links that solving U.S. energy problems would destroy the present emphasis on conservation, resulting in increased use of world resources, which, in turn, would prompt a violent reaction from the South.

5. The Disadvantage is Unique to the Affirmative Plan.

The negative team must show that the disadvantage is not already happening, or that it will happen to a greater degree with the adoption of the affirmative plan.

Example: Disadvantage

Affirmative plan is calling for the removal of nuclear weapons from U.S. service ships.

Disadvantage — Pacific Fleet Nukes

- A. Uniqueness: U.S. mainline warships have always had nuclear weapons as a tactical option.
- B. Link: Affirmative plan calls for the removal of all nuclear weapons from U.S. service ships.
- C. Brink: Mainland China is still upset over the loss of Taiwan and has been taking aggressive actions against Taiwan. Only the U.S. Pacific Fleet and its nuclear arsenal has kept the Chinese in check.
- D. Impacts: With the removal of nuclear options, the Pacific Fleet will not be able to protect the island of Taiwan. Regional stability will be affected, a regional conflict will begin and the U.S. will have to defend its ally, thus resulting in a regional nuclear war with the loss of millions of lives.

Other examples of disadvantages include Federalism, Spending, Domestic Terrorism, Crime Will Increase, Disease Cures Will Stop, etc.

Most disadvantages are generic in nature. This means that they can be applied to lots of affirmative cases. The problem with generic arguments is their vagueness, making them easily defeated if they are not case-specific and often updated. Generic arguments are necessary to maintain due to the research burden placed on the negative team. Well-written and properly understood disadvantages are essential to negative files. Always take the time to work on specific links to affirmative plans that will help transform your generic arguments into case specific attacks.

Negative teams should be leery of the affirmative team turning the disadvantage against them. This can occur if the negative team runs a disadvantage poorly and the affirmative team shows that it can fix the disadvantage and thus create an add-on advantage to its case. This is called a turn or turnaround. Turning is a more complex affirmative concept and should be exercised with caution.

Counterplans

The idea behind a counterplan is quite unique. This negative strategy admits that the present system should be changed, but argues that the negative has a better plan to offer than the affirmative. What the negative is attempting to do is shift from the negative position to an affirmative position. This is not as easy as merely flipping sides. The negative team must do a couple of fairly complicated things. First, they have to show that their plan (referred to as the counterplan) is not only better at solving the problem than the affirmative plan, but that it is faster/better in solving for the problem.

Counterplans are traditionally presented in the first negative constructive. Typical counterplans will start with a disadvantage that the affirmative plan has not addressed or solved. Then the counterplan itself is presented. It is structured with all the same elements of an affirmative plan. The negative must explain how the counterplan avoids the disadvantages that the affirmative plan causes.

Although the idea is sound on paper, it does bring up an enormous amount of unique argumentation. The negative team must also be aware that if they run a counterplan, they give up a lot of traditional negative ground - if they lose any part of the counterplan, they usually lose the round. Due to the nature

and complexity of running a counterplan, most coaches discourage novice debaters from running counterplans until they become more versed in the nature of its operation.

Sometimes, negative teams will use part or all of their own affirmative case as a negative counterplan. It will usually be a bit shorter in length, but has the advantage of having a great deal of evidence to support it. Other negative teams will simply offer a ban as a counterplan.

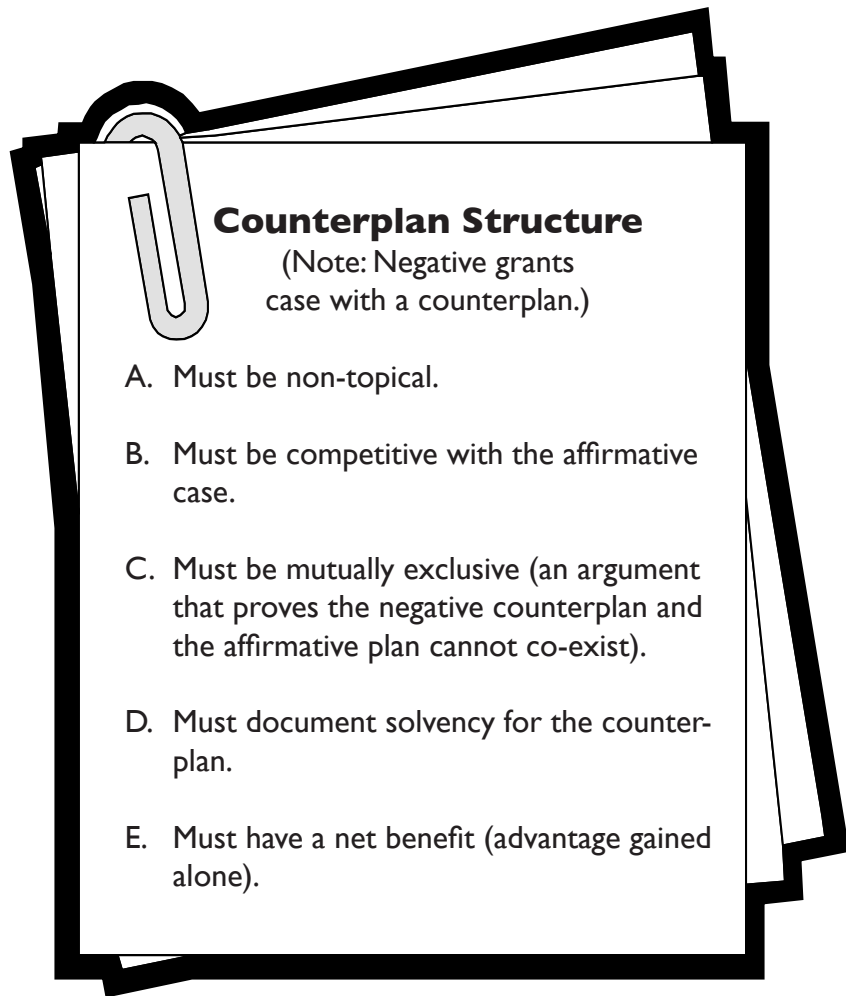
When the negative runs a counterplan, it grants case side outright to the affirmative. Although counterplans are most often non-topical in nature and simply offer an alternative to the affirmative plan, there are exceptions. These exceptions include resolitional counterplans and conditional counterplans.

Both are more difficult to maintain than a non-topical counterplan, and a theory debate usually ensues when these arguments are run in a round.

Non-Topical Counterplans are counterplans that do something different from that which the resolution mandates. An example of this is switching the agent of action from the United States to the United Nations.

Resolitional counterplans are a theoretical nightmare due to the loss of affirmative ground. The idea is to offer a competitive counterplan that is only more efficient in what it is attempting to do. Most coaches frown on this loss of affirmative ground and usually vote resolitional counterplans down if the affirmative team runs an abuse argument. Abuse arguments stem from the loss of affirmative ground and in the area of Fiat abuse.

Conditional counterplans are counterplans that dance the fine line of the status quo versus the newly presented alternative. The negative offers a non-topical hypothetical solution but no formal plan, and retains the right to defend the status quo. The negative team runs both the arguments until it decides which is stronger and then keeps the stronger argument and drops the other out of the round. The danger in running this type of position is two-fold. First, you often undercover both the status quo and the counterplan. This causes both areas of focus to be weaker. Second, this is a touchy area for judges to deal with due to the intervention you are asking the judge to impose. This causes many judges to simply vote against the negative team for abusive arguments, vagueness, and/or contradictory positions.



For a discussion on Counterplans specific to the 2024-25 debate topic, access the [UIL debate webpage](#).

Kritiks

A type of argument that has risen from the college debate circuits and trickled down to the high school debate circuits is the Kritik, or “K” as it is better known in the debate arena. The term, “Kritik”, comes from the German spelling for “critique.” This argument has developed new ground for negative teams. However, in addition to new ground, it has spawned a large number of theory arguments. Many coaches express strong feelings both in favor and against the Kritik. With this in mind, please remember that even as this manual is being read, someone out there is coming up with new ways to deal with this argument. That being the case, let us explore the Kritik.

What should determine whether or not a team should run a Kritik? Ask these questions:

1. Is there an inherent flaw in the topic or the opponent’s position?
2. In reviewing the judge’s paradigm, will he/she be receptive to a Kritik?
3. Do my partner and I have the knowledge and research to run a Kritik properly?
4. Will our Kritik be understandable both in structure and intent?

The idea behind the Kritik is to shift focus away from the resolution. As the counterplan attempts to change the sides of the debate and offer an alternative for the judge, the Kritik attempts to suggest that there are far greater problems than those presented by the resolution and the affirmative team.

Negative Strategies Using Kritiks:


Understand the Argument: Many Kritiks are based upon philosophical treatises that are challenging reading even for graduate students in philosophy departments. Many of the Kritik briefs available from online sources utilize terms and concepts that are difficult to understand. Take the time to determine whether the Kritik argument makes sense to you before deciding to use it in the debate round. Make sure that you will be able to answer reasonable questions about the Kritik during the cross-examination periods. Structure the Kritik in a way that the judge and opposing debaters can properly flow. This should include a thesis sentence and clear labels for the essential sub-elements of the Kritik argument.

When to Use a Kritik: Winning negative teams look for ways to bring the debate to negative ground. Policy debate offers a significant advantage to affirmative teams in that they can choose their affirmative case area; they become very familiar with their case because they debate it every other round. While it is important for negative teams to respond to the case arguments, few debates are won by negative teams choosing to simply debate the area pre-selected by the affirmative. Winning negative teams use topicality, disadvantages, counterplans, or Kritiks as ways to even the playing field by bringing the debate to ground of their own choosing. The best Kritik arguments highlight a defective and unexamined assumption that underlies the affirmative case. Consider the following examples:

- The affirmative case may simply assume that anything that advances and preserves U.S. economic strength is a good thing. A Kritik of capitalism argues that this assumption is faulty.
- An affirmative case that promotes U.S. leadership in the world may be opposed by a Kritik showing that preservation of U.S. leadership perpetuates violence and chaos.
- An affirmative case advancing the power of the government may be opposed by a biopower Kri-

tik arguing that “bare existence” is the result.

- An affirmative case attempting to improve the U.S. system of elementary and secondary education may be opposed by a “settler colonialism” Kritik, arguing that educational standards are based on a tireless campaign to erase cultural heritage and homogenize knowledge.
- An affirmative case designed to strengthen the U.S. military may be opposed by a militarism Kritik, arguing that military power makes war-fighting more thinkable.
- An affirmative case claiming to prevent a terrorist use of nuclear weapons may be opposed by a Securitization Kritik, arguing that “terror talk” exaggerates the threat and results in oppressive restrictions on civil liberties.
- An affirmative case claiming to save the environment may be opposed by a “deep ecology” Kritik, arguing that shallow ecology trades off with true environmental activism.



How to Use a Kritik: Should the negative go all in on this one argument for 8 minutes, or pair the Kritik with other negative positions? By making the Kritik the only argument, the negative can force the affirmative team to spend considerable time on the argument. This can sometimes be a good thing, but a safer alternative is to offer a short shell of the Kritik in order to assess the strength of the affirmative response. If the affirmative team seems to be well-prepared for the Kritik, the negative strategy can shift to other arguments presented in the first negative speech, such as the case attack, topicality, disadvantage or counterplan. If the affirmative response to the Kritik is weak, the negative may choose to make this argument the centerpiece of their strategy. Whenever the Kritik is used alongside more traditional negative arguments, however, special care must be taken to ensure that the other arguments do not link to the Kritik in the same way that the affirmative case does.

Affirmative Strategies in Answering the Kritik

Judge adaptation: Some judges believe that Kritiks have undermined the emphasis that CX debate traditionally gives to public policy issues. According to this view, the Kritik is an effort to discuss broad philosophical questions that have little to do with the policy topic specified in the current national debate topic. Sometimes judges will share their views about Kritiks in their printed judge philosophy; other times debaters can watch for nonverbal cues indicating whether judges approve or disapprove of Kritiks. Rarely, however, will a judge vote against a Kritik simply because they dislike the argument. Judges are trained to expect that their decision should be guided by the arguments made by debaters themselves. Nevertheless, when the judge is predisposed to think poorly of the Kritik, debaters are likely to succeed with arguments showing that the philosophical argument

has no relevance to the policy question raised by the national debate resolution.

Permutation: Debaters may be able to show that the philosophical position raised by the Kritik is actually consistent with their own case. Suppose, for example, the Kritik argues that an affirmative case “props up” capitalism by making the U.S. economic structure look more compassionate than it actually is. The affirmative team could respond that the case actually is consistent with the Kritik in that it incrementally undermines the excesses of capitalism. Furthermore, minor changes in the affirmative plan might demonstrate the consistency between the positions taken in the affirmative case and the Kritik. Essentially, the permutation strategy argues that the Kritik fails to compete with the affirmative plan in that the affirmative case is consistent with the Kritik. Accordingly, the Kritik fails to offer a reason to vote against the affirmative plan.

Defend the Concept of Fiat: Many Kritiks are based on the notion that “fiat” is silly – if the judge signs the ballot at the end of the round, there is no resulting change in public policy. Accordingly, so the Kritik argues, the only real question is whether debaters ought to use the round of debate as an opportunity to express some activist view on an important issue of our time. But this position can be answered by showing that the Kritik also fails to demonstrate any meaningful activism. The exercise of policy debate was created for the purpose of training future activists – people who have the skill to create meaningful change in society. This valuable training exercise is forfeited if we refuse to utilize it for the discussion of what “should” be done. The concept of “fiat” is nothing but a useful tool to enliven this discussion of the changes that would be desirable if we had the power to act in a given realm.

Disadvantages to the Kritik: In the same way that negative debaters present disadvantages to an affirmative case, debaters can also offer disadvantages to a Kritik. Consider, for example, the introduction of a “language” Kritik – one that argues that the other team has used some politically incorrect term. The response to the Kritik could include a broad disadvantage-based attack on the politically-correct speech movement and its associated assault on the freedom of speech.

Author’s Intent: Most Kritiks are built around the views of a single philosopher, such as Foucault, Nietzsche, Habermas, or Agamben. Affirmative teams seeking to answer the Kritik may be able to show that the philosopher actually advocates a policy position similar to the affirmative plan. Consider the example of a Kritik based upon the philosophy of Italian philosopher, Giorgio Agamben. The negative Kritik seeks to show that the United States now operates in “the state of exception,” undermining a peaceful world order. Accordingly, any affirmative action that rehabilitates the U.S. position in the world community simply serves to extend the life of this “state of exception.” This argument actually serves as a Kritik version of a “U.S. hegemony bad” disadvantage; the Kritik argument is that any affirmative action that makes the U.S. look better does nothing but to “put a friendly face on fascism.” Yet the affirmative may be able to show that Agamben himself urged the United States to move toward progressive policy positions, much like what is proposed in the affirmative plan. Consider the following quotation from Agamben in a 2002 essay, *Theory & Event*: “It is not that democracies should cease to defend themselves, but the defense of democracy demands today a change of political paradigms and not a world civil war which is just the institutionalization of terror. Maybe the time has come to work towards the prevention of disorder and catastrophe, and not merely towards their control. Today, there are plans for all kinds of emergencies (ecological, medical, military), but there is no politics to prevent them. On the contrary, we can say that politics secretly works towards the production of emergencies. It is the task of democratic politics to prevent the development of conditions which lead to hatred, terror, and destruction -- and not to

reduce itself to attempts to control them once they occur” (Quoted in the book, *Violence, Victims, Justifications: Philosophical Approaches*, Peter Lang, (ed.), 2006, p. 171). If the debater can show that the philosopher used as the basis for the Kritik advocates policy actions similar to the affirmative plan, then the Kritik can be defeated.

Question the Decision Impact: Kritik arguments are unlike disadvantages in that they try to ignore the question of uniqueness. Take the example of a capitalism Kritik against an affirmative plan claiming to reduce world poverty: The negative team offering a capitalism Kritik argues that the affirmative plan “reifies” or “preserves” the system of capitalism, and is therefore bad. Yet the ravages of capitalism, whatever they may be, will continue unabated with or without the affirmative plan. At the end of the debate round, the last two speakers will usually spend a few moments explaining why they have won the debate – this typically involves impact calculus. One of the weaknesses of the Kritik is that it seldom provides a rationale for voting against the affirmative. The final affirmative rebuttalist can explain that it is possible to acknowledge the excesses of capitalism while also taking action to ameliorate its harmful impacts. If we truly believe that capitalism harms the least advantaged members of society, why not affirm an action to assist persons in poverty.

Look for Contradictions: It is seldom the case that a negative team will offer a Kritik as their only argument in the debate round. Usually the negative position includes a combination of topicality arguments, case attacks, and disadvantages along with a Kritik. But Kritik arguments often do not play well with other negative positions. Consider the example of topicality: the negative claim is that topicality is a voting issue because the affirmative plan fails to address the resolution. Yet the Kritik argument asks the judge to ignore the question framed by the resolution; if the affirmative is expected to address the resolution, why should not the same be true for the negative? Many negative disadvantage arguments may claim that the affirmative plan causes economic harm in the U.S.; such impacts are in great tension with Kritik arguments such as capitalism bad or U.S. hegemony bad. Some negative case response arguments attempt to turn the impact of the case. Affirmative debaters should be aware that these case responses may “double-turn” the Kritik.

Turn the Link: Sometimes the affirmative can succeed in showing that the affirmative case actually advances the philosophy embraced by the Kritik. If the affirmative is aware that they will commonly be confronted with a “U.S. hegemony bad” Kritik, they may place a piece of evidence in the first affirmative speech explaining why the adoption of the plan would actually weaken U.S. hegemony. Since teams using Kritiks often totally ignore the affirmative case in its entirety, they may have fallen into a strategic trap laid by the case.

Turn the Impact: If the Kritik claims that excessive U.S. power creates Agamben’s “state of exception,” the response could be that U.S. hegemony is actually a force for good in the world. If Foucault’s Kritik of “biopower relations” argues that state power is totalizing and harmful, the response could be that state power is essential to resist racism, sexism, and oppression of other minority groups. The debater should be aware, however, that turning the impact is the riskiest strategy for dealing with a Kritik. Turning the impact of a Kritik will almost inevitably focus the outcome of the debate on the ground selected by the negative team – the decision will entirely come down to who can win the Kritik. Usually the team offering the Kritik is more familiar with these arguments, since they likely use the Kritik argument in nearly every negative round.

Final Observation About the Kritik

Much of the preceding discussion presumes that Kritik arguments are used only by negative teams. Recently, however, it has become more common for affirmative cases to offer Kritik arguments, sometimes almost completely ignoring the resolution in the process. In such instances, many of the response arguments listed above would still apply.

Conditional Arguments

Conditional arguments are arguments that play both sides of the fence. The negative does not wish to place all its arguments on one side or the other, so it reserves the right to abandon a position at its own discretion.

The concern with this type of position is that most of the arguments will cancel or contradict the other.

Disadvantages and Inherency

The idea behind the disadvantage is simple. If the plan is implemented, then the bad effects, or impacts, stated in the disadvantage will occur. The idea behind inherency is that the problem is so great that a simple quick fix or minor repair will not solve the problem. If the negative runs disadvantages and inherency, they are advocating that the status quo is fixing the problems but that the end result will be the bad effects of the disadvantage. This should be counter-attacked by the affirmative, pointing out that both cannot occur.

Inherency and Solvency

As pointed out above, inherency is the idea of a big fix needed rather than an immediate small fix. Solvency is the idea of solving the harms that the affirmative mentioned in case side. The negative cannot easily point out that the problem is fixable with a small amount of work yet do a solvency dump to show that the problem is enormous. This presents a contradiction that the judge and the affirmative should quickly see.

Evidence Pressing

This type of attack is sometimes referred to as a card attack. Sometimes the best way to beat a particularly tough piece of evidence is to use it against itself. This can be done in a variety of ways.

- 1) The most common way to undermine a card is to take a look at the particular card in question and then read the entire quote. Sometimes the other team will power tag a card to make it imply more than it really states. Reading the entire evidence can sometimes point out that the card contradicts itself within the full text and/or provide you with an argument you did not anticipate.
- 2) Using the Internet, it is easier to track the author of a piece of evidence. It is now possible to do searches that will show that the author has changed his or her mind after the material was originally published.
- 3) And of course let us not forget about postdating. This is pressing the evidence by advocating that one piece of evidence is more valid than another since it is more recent. Do not ever run election disadvantages after the election has already occurred and your candidate has already lost the election.

SPEAKER RESPONSIBILITIES

First Affirmative Constructive (8 minutes)

1. Present Case
2. Present Plan
3. Present Advantages

First Negative Constructive (8 minutes)

1. Attack Topicality (optional)
2. Attack Affirmative Case (optional)
3. Defend Status Quo (optional)
4. Present Disadvantages (optional)
5. Present Counterplan (optional)
6. Present Kritiks (optional)

Second Affirmative Constructive (8 minutes)

1. Answer Topicality
2. Pull Case Drops
3. Attack Disadvantages
4. Attack Counterplan
5. Attack Kritiks
6. Extend Advantages

Second Negative Constructive (8 minutes)

1. Extend Topicality
2. Extend Negative arguments as needed in the round

First Negative Rebuttal (5 minutes)

The Negative team will continue to extend and argue those issues they feel they are winning: Topicality, Disadvantages or Counterplan.

First Affirmative Rebuttal (5 minutes)

This is arguably the most important speech in the debate. Many debaters think that this speaker must cover every issue from the Negative block. Others believe this speaker should concentrate on the second negative constructive, and if time permits, the first negative rebuttal. If Topicality is still being argued, it must be addressed.

Second Negative Rebuttal (5 minutes)

1. Concentrate on issues that the Negative feels they are winning.
2. Take time to talk to the judge about the voting issues in the round.

Second Affirmative Rebuttal (5 minutes)

1. Concentrate on the “live” issues in the round.
2. Take time to talk to the judge about the voting issues in the round.



WHAT DID THEY SAY? — FLOWING

Although UIL rules allow the use of computers in debate rounds, learning to flow the traditional way is a valuable skill. Flowing is an essential element of debating. If you cannot remember what your opponent said and you do not have it written down, you will not effectively be able to defend your positions or respond to argumentation. You must learn how to write down not only what your opponents are saying, but also what your team is saying. This process of writing down a debate is called flowing. Review a state champion coach’s perspective on why the art of flowing continues to be relevant today and why it gives debaters an edge in the round. See “CX and LD Debate Flowing in the Current Technological World”, by Nicole Cornish on the [UIL debate website](#).

While immensely important, it is not an exact science. The key to successful flowing is teaching yourself a method that works for you. Try as many things as are needed until you know it is right. Below are some suggestions to try and help you flow.

1. Teach yourself a shorthand method. Establish symbols for key words that you will use a lot in debate. Never write the United States. US will suffice. A dollar sign can be used anytime money or spending is mentioned. An arrow pointing up can mean increasing or rising. An arrow pointing down can mean decrease. Be consistent so you can use your shorthand effectively.

2. Begin flowing using a legal pad. Write in the area to the left of the double red lines. Learn to write small but legibly. Practice using the same amount of space to flow subsequent speeches so that you have each speaker’s comments for one argument progressing across the flow.

3. Put one argument per page. Significance will be on one page, harms will be on a page by itself, etc. This allows you to have one argument in its entirety in front of you. You can easily see what was said and more importantly, if a speaker failed to respond to the argument, it will be obvious.


4. Flow in two distinct colors. Make Affirmative blue and Negative red. You may wish to use a third color to flow the first Negative rebuttal. The need for this will become apparent as you begin debating.

5. You will rarely be able to get a word for word transcript. As you practice, write down the tags or a brief phrase to summarize, instead of the entire piece of evidence.

6. When flowing evidence, get the last name of the author and a date. If your opponent quotes Mark Smith from 2022, Smith 22 will be your reference, allowing you to ask your opponents about the evidence if you want more information.

7. As soon as you get home from a tournament, translate your flow as best you can into normal language so you can study the development of arguments. This will become a valuable learning tool.

8. Save your flows.



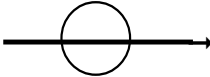
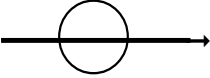
In order to become proficient with flowing, you must practice. It will not magically happen. If you choose to flow on your computer, research online effective methods. Here are some suggestions for practicing flowing.

1. Try to flow a national newscast.
2. Have your partner read debate materials to you so you can flow. Then you read for your partner. Compare the flows to the original material. You can also use a newspaper for this exercise. It will provide the added benefit of extemporaneous speaking preparation.
3. If you and your partner have a class together, each of you flow the teacher's lecture presentation and then compare notes.
4. After a tournament, compare flows with your partner or classmates who flowed the round.

Flowing is critical to your success as a debater whether you choose the traditional method of flowing by hand or by using excel or debate flow software on your computer. You must work on flowing along with all other aspects of your debate preparations. There are some additional benefits from learning to flow well. Your class notes will be in great demand at test time, and this will allow you to extract favors from classmates. You will never fear debating the speed-readers because you can still record everything that is important. Flowing well will really prove its worth when you go to college. Some of your professors will talk just like people you have debated.

SAMPLE FLOW

*the authors use a separate page for each major argument. Other debaters choose to flow all the case side arguments on one page and the plan side arguments on another.
Select a method that works for you.

1AC	INC	2AC	2NC
Significance	AFF is not significant	yes we are significant	no aff is not significant
evidence	a)evidence	a)new evidence	a)new evidence
evidence	b)evidence		<i>(dropped this card - note this for the judge)</i>
evidence	c)evidence	b)new evidence	b)new evidence
	d)evidence		<i>(dropped this card - note this for the judge)</i>
	e)evidence	c)new evidence	c)new evidence

WATCH MY STUFF PERRY MASON! — CROSS-EXAMINATION IN DEBATE

The cross-examination period in debate is when debaters are permitted to directly question an opponent. This is the time the debaters are provided to clarify any issues or arguments presented by their opponents. You want to ask strategic questions in order to expose errors, obtain admissions, and set up lines of argumentation.

Both the questioner and the respondent should be prepared to function independently of their partners. In order to avoid confusion, each debater needs to know the proper order for questioning in the CX period. The sequence is listed below.

Speech	Questioner
First Affirmative Constructive	Second Negative Constructive
First Negative Constructive	First Affirmative Constructive
Second Affirmative Constructive	First Negative Constructive
Second Negative Constructive	Second Affirmative Constructive

The easiest way to remember the proper sequence is to know that the questioning is done by the team member who is not speaking next. Take another look at the list above and you will see this is correct. Each member of the team is responsible for knowing this order to prevent problems during the round. If you think the wrong person is about to ask questions, bring it to the attention of the judge before they begin. It is important for the correct team member to ask in proper sequence in order to avoid one team member covering for a weaker partner. If you keep it straight, then each member of the team meets his or her obligation under the rules.

UIL rules state very clearly that each debater should question one opponent and should answer the questions of one opponent. Some debate circuits have relaxed the enforcement of the rules about CX-ing. What has resulted is called “Open CX”, where all four of the debaters are participating in the same CX period. This is a violation under UIL rules, resulting in a loss for your team. If this happens during a round at a UIL tournament, both teams can receive a loss for the round.

YOU KNOW THE RULE NOW. YOU ARE WARNED.

Debaters should present any discoveries during CX in one of their remaining constructive speeches, or in the case of the last CX period, during the first affirmative rebuttal. Debaters should not expect the judge to credit an argument just because it was discussed during CX time. Use the information or admissions you obtained in cross-examination in subsequent speeches.

A debater’s initial CX can be very intimidating. First time debaters may only ask a few questions and then sit down to end the embarrassment. With a little work, however, a debater can give a credible performance during CX and their performance will improve. Consider the list of practice activities below.

1. Read your First Affirmative Constructive and have your coach or another experienced debater ask you questions. Then, discuss with your examiner why he or she asked those specific questions. This will aid you in understanding strategies of questioning.
2. Have another member of your squad read an affirmative case and allow you to question him or her.

While you are CXing, have your coach ask you why you are asking certain questions.

3. Don't forget the Negative position. You will be Negative half the time. As you practice, work on this side of the CX period, as well.

4. It is advisable to have some questions prior to the tournament. Try to develop questions that can be applied to any affirmative or negative. Be prepared to ask follow-up questions based upon your opponent's answers.

5. Listen! Listen! Listen! Do not just focus on your questions. Be sure to listen carefully to your opponent's responses.

6. Ask yes or no questions or questions that require specific information. Don't ask why or open-ended questions that allow your opponent to ramble. If you do, realize you are setting the stage for your opponent to waste your CX time.

7. After every tournament, adjust your CX to account for the knowledge you have gained from debating.

Let's talk for a moment about etiquette. Remember that the cross-examination period is your opportunity to impress the judge. Negative behavior such as sarcasm, arrogance, or rudeness will not score points with your judge. The CX period in debate has caused many an angry moment.

- Debaters should stand side by side and face the judge, not each other.
- The questioner should not ask multipart questions and then expect the opponent to answer yes or no.
- The respondent should answer the question, even if it hurts his or her position.
- Do not argue with your opponent. Your job is only to ask questions. Wait until your next speech to make points or draw conclusions from your opponent's answers.
- Demonstrate courtesy at all times. If an opponent won't cooperate, do the best you can and let the judge deal with it on the ballot.
- Do not take the debate out of the room.

One last consideration for debaters. You have a responsibility to do the best you can for your team. One of the reasons that you need to develop your questioning skills is because it makes you a stronger debater. Moreover, you need to support your partner - ask pertinent questions to provide ammunition in upcoming speeches and use all the CX time to give your partner extra prep.

Remember to practice the CX portion of debate just like you practice for all other parts of your debate. Your CX performance will improve dramatically with experience. Don't worry, soon you will be giving Perry Mason a run for his money!



SECTION 3 — DETAILS

LET'S GET READY TO RUMBLE - RULES AND TOURNAMENT

PROCEDURES

Know the Rules

Never go to a competition until first reading and learning the contest rules.

SECTION 1000: SPEECH

(a) EVENTS AND ENTRIES. The UIL speech program shall consist of events divided into three basic skill categories: debate, oral interpretation and extemporaneous speaking. Students are permitted to enter two events in speech, and Cross-Examination Team Debate (see {b} Scheduling). The eligibility section requirements of each contest shall be met and no more than one event shall be selected from each of the following categories:

(1) Debate.

(A) Cross-Examination Team Debate

(B) Lincoln-Douglas

(2) Interpretation.

(A) Prose Interpretation

(B) Poetry Interpretation

(3) Extemporaneous Speaking.

(A) Informative Speaking

(B) Persuasive Speaking

(4) Prohibited Double Entries.

If You Enter:

Team Debate

Lincoln-Douglas Debate

Prose Interpretation

Poetry Interpretation

Informative Speaking

Persuasive Speaking

You May Not Enter These Contests:

Lincoln-Douglas Debate

Team Debate, Prose Interpretation,

Poetry Interpretation

Lincoln-Douglas Debate, Poetry Interpretation

Lincoln-Douglas Debate, Prose Interpretation

Persuasive Speaking

Informative Speaking

Note. There is no restriction on entering Congress in addition to other speech or academic events.

(b) SCHEDULING. In addition to restrictions of individual contest plans, it is imperative that students and academic coaches become familiar with the Academic Conflict Pattern when selecting contests for competition. This pattern is provided on the UIL website. Students who want to double enter may request that they be allowed to speak first or second in a section but may not request to be placed in the bottom one-half of the section. If the double entry is not prohibited above, contest directors may allow the double entry if the necessary accommodations do not inconvenience other contestants. Contest directors are to use their best judgment in the matter. There shall be no protest of their decisions.

(c) RECORDING. Schools and/or individuals are prohibited from recording (audio and/or video) speech contests. The UIL reserves the right to record for educational purposes.

SECTION 1001: CROSS EXAMINATION DEBATE

(a) THE CONTEST.

(1) Purpose. The purpose of this contest is to train the student to analyze a problem, conduct thorough and relevant research, and utilize principles of argumentation and advocacy in orally presenting the most effective case for or against a given proposition.

(2) Format. Round robin or multiple preliminary rounds leading to an elimination bracket. Each round includes approximately 90 minutes of oral arguments in a structured format debating a policy resolution provided on the UIL website. Each two-member team shall argue the affirmative side of the resolution as well as the negative side of the resolution

(b) ENTRIES.

(1) Representation. The debates shall be conducted in one division in each conference. In all conferences a school may enter in its district meet three, two-member teams. In districts where fewer than a total of eight teams are competing, each school with a full entry may enter a fourth team.

(2) Eligibility. Students who graduate during the year are eligible for UIL post-district competition if they have qualified for that competition on or before the date they graduate. Team debaters shall not enter Lincoln-Douglas debate. There is no restriction on entering congress when also entering cross-examination debate.

(3) Substitutions.

(A) A debate team shall consist of two members. If a team member is substituted at the State Meet, the remaining debater shall be a member of the original team that qualified at the district meet to advance to the State Meet.

(B) Limit on Substitutions. After a given tournament has begun, no substitutions will be allowed. The contest director is empowered to disqualify a team for substituting after a tournament has begun.

(4) Failure to Compete at District. Disqualification from the Cross-Examination Debate Contest for the current academic year may result if an academic coach fails to notify the district contest director, in a timely manner prior to the meet, that a team will not compete and such violations may be grounds for suspension from team debate for the following year.

(5) Alternates. In the event that neither member of the original qualifying team can compete, then the alternate team shall be notified and permitted to advance. Alternates in districts with fewer than 8 teams competing or in districts with only one school competing are subject to the certification requirements. An academic coach who fails to notify the state contest director that a team will not compete is in violation of the Academic Contest Ethics Code and the school shall be disqualified from team debate for the current academic competition and such violations may be grounds for suspension from team debate for the following year.

(c) THE RESOLUTION. The resolution for debate during the current school year shall be posted on the UIL website. The resolution for debate during the current school year is:

Resolved: The United States federal government should significantly strengthen its protection of domestic intellectual property rights in copyrights, patents, and/or trademarks.

OR as altered by the League office.

- (d) **FORMAT AND TIME LIMITATIONS.** Continuous speaking time and order of speeches shall be as follows:
- (1) *Constructive:*
 Affirmative, 8 minutes
 Cross-Examination by Negative, 3 minutes
 Negative, 8 minutes
 Cross-Examination by Affirmative, 3 minutes
 Affirmative, 8 minutes
 Cross-Examination by Negative, 3 minutes
 Negative, 8 minutes
 Cross-Examination by Affirmative, 3 minutes
 - (2) *Rebuttal:*
 Negative, 5 minutes
 Affirmative, 5 minutes
 Negative, 5 minutes
 Affirmative, 5 minutes
 Each member of a team shall deliver a constructive speech and a rebuttal speech. Failure to do so will result in the team receiving a loss in the round. In rebuttal, either team may present its speakers in reverse order without penalty.
 - (3) *Preparation Time.* A team shall take no more than eight minutes total elapsed preparation time during a round of debate.
 - (4) *Overtime.* Overtime may count against a team at the discretion of the judge(s).
 - (5) *Abuse of Time.* Excessive abuse of the time allotments may result in loss of the round at the discretion of the contest director.
- (e) **CROSS-EXAMINATION PERIOD.** During the questioning period, both opponents stand and face the judge. Each debater shall question one opponent and only that one opponent may respond. A debater may waive the cross-examination privilege but will lose the time waived. The questioner should control the use of time during the period and may only ask questions and may not comment on the answers or make any statement of his/her own views. Rudeness, sarcasm and condescension shall not be tolerated during the cross-examination period, and the judge may choose to assign speaker points accordingly. The purpose of the questioning period is to:
- (1) Ask for information to gain clarification and understanding.
 - (2) Set up strategies to use in developing further argumentation.
 - (3) Discover fallacies or inconsistencies in opponent's argumentation.
- (f) **RAPID DELIVERY.** Debaters whose use of rapid delivery interferes with their communication with the audience and debate colleagues have forgotten that debate is a form of public speaking. To help restore the fundamental purpose of training debaters to communicate with their audience, all UIL guidebooks and ballots will carry the instructions that rapid delivery which interferes with effective communication is to be severely penalized.
- (g) **EVIDENCE.**
- (1) *Quotes.* Whenever a debater quotes at any length the words of another, the fact the evidence is quoted material should be plainly stated.
 - (2) *Availability of Materials.* Speakers may use notes if they wish. If charts, maps, books, or other materials are used by any debater, they shall be left before the audience and shall be available for use by the opposing debaters in refutation. Debaters may use electronic retrieval devices including computers in the round in accordance with the rules published in the UIL *Cross-Examination Debate Handbook* and other official UIL publications available through the League office and on the UIL website. Coaches are responsible for reviewing these rules in advance of the contest.
 - (3) *Available in Writing on Demand.* All participants submitting evidence in competition shall do so orally and possess and present promptly upon demand of debater such evidence in printed form or digital storage, easily accessible and readable by opponent. The evidence shall display full bibliographic source citation, even if the full citation is not orally delivered. Full citation should include the following elements: author's name, complete source information, complete date and page number. Citations of online publications or from online data bases also require the publication medium (online), the Internet URL, or the name of the computer service. Failure to meet this requirement can result, at the discretion of the judge, in:
 - (A) loss of round;
 - (B) the evidence not being counted in the round; or

- (C) the evidence not being given as much weight in the decision of the round.
 - (4) The contest director shall be empowered with the final decision in questions concerning falsification of evidence. See (k) (6) (A).
- (h) SCOUTING.
- (1) *Debates Shall Be Public.* Debate, by its very nature, is public. Therefore, all debates in League district and state competition shall be open to the public, with the exception of debate teams competing in that tournament. Competing debaters shall not observe rounds of district or state competition in which they are not debating.
 - (2) *Notes.* With the exception of the final debate in district and state competition, only the judge and the four student participants shall take notes. For example, anyone may take notes in the debates which determine first and second place, and third and fourth place. See (l) regarding taping and filming.
 - (3) *Sharing of Notes.* During a tournament, participants or judges may not give or accept notes taken during that tournament. For example, a judge or a debater participating in the district contest is neither allowed to give nor accept notes regarding any rounds in that tournament from anyone else during that tournament.
 - (4) *Penalty for Debaters.* Violation by debaters of the scouting rule is grounds for disqualification of the debate team from the current competition. The contest director shall be empowered with the final decision in questions concerning scouting. Such violations may be grounds for suspension of the school from team debate for the following year.
 - (5) *Penalty for Coaches.* Violation by coaches of the scouting rule is grounds for disqualification of their teams from the current competition. Coaches who violate scouting rules will also be subject to the full range of penalties as outlined in Sections 27 and 29 of the *C&CR*, and such violations may be grounds for suspension of the school from team debate for the following year.
- (i) COACHING FOR DEBATE.
- (1) *Coaching Before the Meet.* Aside from the bulletins furnished by the League office and other reading matter, the assistance furnished contestants in preparing debates should not exceed the following:
 - (A) aid in outlining the arguments;
 - (B) citing sources of information; and
 - (C) suggestions as to delivery.
 - (2) *Coaching During a Debate.* In all contests, the debaters shall be separated from the audience and shall receive no coaching while the debate is in progress. *Viva voce* or other prompting either by the speaker's colleague or by any other person while the debater has the floor is prohibited. Debaters may, however, refer to their notes and materials and may consult with their teammates while they do not have the floor.
 - (3) *Penalty for Prompting.* If prompting occurs during a round, the team in violation of the prompting rule shall be assigned a loss in the round in which the prompting took place. Time signals are not considered prompting.
- (j) PLANNING THE CROSS-EXAMINATION DISTRICT COMPETITION.
- (1) *District Planning Meeting.* The district cross-examination debate contest is administered under the authority of the district executive committee. The League office urges the spring meet district director or organizing chair of each spring meet district to name a chair for the district cross-examination debate planning meeting. This planning meeting should be held prior to October 1. The chair should schedule a meeting and notify all cross-examination debate coaches in the district of the time and place of the meeting. Recommendations resulting from this meeting concerning contest procedures may be made to the spring meet district director.
 - (2) *Agenda for District Planning Meeting.* Refer to the UIL website for complete agenda. Some of the subjects which should be addressed at the planning meeting include:
 - (A) Agree on a knowledgeable contest director for the cross-examination debate contest and submit the name to the district executive committee for approval. The spring meet district director should provide the League office with the name of the contest director as soon as the appointment is made and submit the online CX Debate Director Information Form no later than November 1. If this person is a cross-examination debate coach of teams competing in the district, special attention should be given to what procedures will be used for pairing debates and making judging assignments. Determine whether the Spring Meet Director or the contest director is responsible for setting up the cross-examination district meet online. Online meet set-up deadline is December 1.
 - (B) Set the date(s) and location(s) for the cross-examination debate competition. District cross-examination competition shall be held between the first school day in January and the second Saturday in February, unless granted a waiver by the UIL state debate director. Confirmation of the district winners and alternates should be entered online no later than the dates specified on the UIL website. Deadlines for certification of first place teams in districts with only one school participating and second place teams in districts with fewer than eight participating teams are posted on the UIL website. State judging forms should be entered online by the deadline specified on the UIL website.

- (C) Determine the format and tentative schedule for the competition. The district winners may be decided by round robin or by preliminary rounds leading to an elimination bracket where all undefeated contestants shall be placed into the elimination bracket.
 - (D) The deadline for online cross-examination debate entries is 10 days prior to the competition. Determine the procedures for notifying the contest director of any changes in entries and for notifying schools in the district of the number of entries.
 - (E) Determine, under the direction of the spring meet district director, what awards are to be presented and how they are to be obtained.
 - (F) Determine an estimated number of debate entries. The spring meet district director or a designated representative shall use this estimate to order ballots and judging instructions from the League office. The CX Debate District Information Form and request for materials should be entered online no later than November 1.
 - (G) Determine the procedures and criteria that will be used to select, secure, train and assign the necessary number of judges. See (k) (3).
 - (H) Determine the method that will be used to select, secure, train and assign the necessary number of timekeepers. See (k) (5).
 - (I) Consider any other contest procedures recommended by planning committee members. A suggested agenda is posted on the UIL website.
 - (J) All recommendations made by the planning committee concerning the cross-examination debate district competition should be submitted to the spring meet district director for approval.
- (k) **TOURNAMENT PROCEDURES.**
- (1) *Eliminations.*
 - (A) *Pairings.* Teams should be paired by the tournament director, who should try to prevent, where possible, teams from the same school from meeting in preliminary rounds. Teams shall debate in their assigned pairings.
 - (B) *District.* The district championship may be decided, as the district executive committee directs, by (1) round robin or (2) preliminary rounds leading to an elimination bracket where all undefeated contestants shall be placed into the elimination bracket. First through sixth places shall be determined. No ties shall be awarded. The district director should notify the schools of the format prior to the meet. First place teams in districts with multiple schools entered will advance to state competition. In districts with only one school entered in the district meet, first place advances to state competition only if the high school principal certifies that the team has competed in a minimum of eight competitive interschool debate rounds prior to the certification deadline. In districts with eight teams or more competing, the second place team advances automatically. In districts with fewer than a total of eight teams competing, the second place team advances to state competition only if the high school principal certifies that the team has competed in a minimum of eight competitive interschool CX debate rounds prior to the certification deadline – see (i) (2) (B). The remaining teams placing at the district meet will serve as alternates.
 - (C) *State.* At the State Meet, the tournament format will be structured to allow for preliminary rounds for the purpose of seeding for the elimination rounds. The teams advancing to the elimination rounds will be announced after the completion of the preliminary rounds. Brackets are not broken at the State Meet. Both semifinalist teams will be awarded bronze medals. First and second place shall debate for medals. Teams who refuse to debate in semifinal or final rounds at the State Meet shall be disqualified from the tournament and such violations may be grounds for suspension from team debate for the following year.
 - (2) *Choice of Sides.* If possible, each team should debate both the affirmative side and the negative side of the resolution during the course of the meet. For example, in a three-preliminary round tournament each team should debate affirmative one round, negative one round, and then flip a coin or come to a mutual agreement for a third round.
 - (3) *Judges.* Judges shall be selected in odd numbers (1, 3, 5) for each debate. Judges should be:
 - (A) selected on the basis of capability, impartiality and willingness to judge according to UIL standards;
 - (B) at minimum, high school graduates;
 - (C) instructed to sit apart during the debate;
 - (D) provided with adequate instructions for using the judging criteria for debate in the UIL program;
 - (E) instructed to direct questions to the contest director; and
 - (F) instructed not to discuss their decisions with other individuals or judges while judging a given debate.
 - (i) *District.* Judges for the district meet shall be chosen by the contest director subject to the approval of the district executive committee. So far as possible, the judges should not know which school a

- debater represents. On the ballot, the contestant is to be designated as the affirmative or the negative or by number.
- (ii) *State.* Judges for the State Meet shall be selected by the state contest director. All schools that qualify for State Meet shall provide one experienced judge for each team qualified for the state competition, unless excused for a valid reason by the contest director. The coach may serve as judge. Schools qualifying two teams should contact the State Director immediately following district competition. Schools should submit online judging form(s) within 10 calendar days following the district meet or by February 13, whichever is sooner. Schools that fail to submit state judging forms online by the prescribed deadline as outlined in (j) (2) (B) shall be subject to a \$100 late judging fee which should be received in the League office at least one calendar week in advance of the State Meet to prevent disqualification from the tournament, and shall provide the required judge. Unless excused for a valid reason by the contest director, schools which advance to elimination rounds shall provide an experienced judge for each team advancing who will be available until dismissed by the contest director. Failure to provide a judge could constitute grounds for forfeiture of the round. The contest director is empowered to determine if forfeiture of a round is necessary.
 - (iii) *Instructions to the Judges.* The director of the contest is charged with the responsibility of enforcing instructions given on the debate ballot, and only the most flagrant delinquency in this matter will be considered grounds for question.
- (4) *Interruptions.* The contest director should permit no interruption of a speaker from the audience during a debate. Any intentional interruption of a debate by an audience member is considered unethical behavior. See Section 901 Academic Contest Ethics Code of the *C&CR*.
 - (5) *Timekeeper and Signal Standards.* The timekeeper should announce to the debaters prior to the contest the types of time signals to be used. Either time cards, hand signals or automatic timers may be used.
 - (A) If hand signals or time cards are used, the time remaining should be indicated.
 - (B) When a speaker uses all of the allotted time in either the constructive or rebuttal speeches, the timekeeper should so indicate.
 - (C) A timekeeper is provided for convenience. The responsibility for staying within the time limits lies with the debater.
 - (D) Overtime may count against the debater at the discretion of the judge.
 - (E) Excessive abuse of the time allotments may result in disqualification at the discretion of the contest director.
 - (6) *Questions.*
 - (A) Questions shall be directed to the contest director before the decision of the judges is announced. The decision of the meet officials in these matters is final. No arguments with the judges will be permitted.
 - (B) Excessive abuse by either contestants or their coaches shall be reason for disqualification of that school and its contestants for the current competition and may be grounds for suspension for the following year.
 - (7) *Ballot Verification Period.* Before beginning any elimination round, contest directors shall hold a ballot verification period to make certain that there have been no clerical errors in determining those teams that will advance to the next round. Results announced before this period are considered unofficial. Ballots shall be returned to contestants or coaches to be checked for possible tabulation errors before official results of advancing teams are announced. A student and/or coach not present for the ballot verification period forfeits the opportunity to verify tabulation. Approximately 15 minutes should be allotted for this verification period. This is designed as a time to verify tabulation, not a time to question the decision or ranking that a judge has given the debaters.
 - (8) *Recording.* Schools and/or individuals are prohibited from recording (audio and/or video) speech contests. The UIL reserves the right to record for educational purposes.
 - (9) *Official Results.* At the end of the ballot verification period, results shall be read as official results. No questions may be raised after this point.

A Word to Coaches: What to Expect

Debating is much like learning to drive a car. Your parents or driver's education instructor took you along the less-traveled roads before sending you alone to deal with rush-hour traffic. Similarly, in debate, students need to practice their skills at invitational tournaments throughout the fall before competing at the UIL district meet. This is a brief outline of what you as the coach should expect when your debaters enter a tournament. Be aware that it is your responsibility as the coach to make sure that students are correctly entered and changes such as adds and drops have been correctly recorded by the tournament hosts — this helps things run smoothly. The host school will appreciate your assistance if you foresee a problem that will adversely affect the tournament.

Reading the tournament invitation: What to Look for

- Number of rounds per event (debate and individual speaking event preliminary rounds) Judging requirements (some schools require you to provide a certain number of judges per teams and/or entries... still others will allow you to buy out of rounds for a judging fee).
- Entry Deadlines (these include entry changes such as add and drop dates, with and without loss of fees and additional charges).
- Contest rules (rules will vary, depending on the tournament host or tournament circuit).
- Payment requirements (some schools will not allow you to compete without full payment prior to the start of the tournament...you might even have to cover the fees with a personal check until your school makes payment).
- Helpful information about hotels and/or restaurants in the area.

Registration

Inform the school of your arrival. Make sure all adds, drops, and/or changes are correctly handled. Pay your fees. Pick up the tournament information booklet (a.k.a. the "Poop Book"). Often, this is provided in electronic form.

Poop Book/Electronic Confirmation Sheet

Double check names and entry positions (make sure your students are not paired together in the same room unless necessary). Schools are assigned a code to identify their school. Make sure all students know their school code as assigned by the hosting school.

Judging Obligations

Expect to judge at tournaments and proactively view this obligation as a way to constantly improve your coaching skills. Judging debate rounds gives you firsthand knowledge of arguments that are being run and trends that are occurring so that you are better equipped to assist your students in their preparation. If you are fortunate to qualify a team to the UIL State Meet, in accordance with the rules set forth in the *UIL Constitution* and in this handbook, your school must provide an experienced judge. Judging at invitational meets will assist you in obtaining the rounds you must have to be approved to serve as your school judge at the State Meet. At the district meet, you will receive information from the contest director that includes instructions for completing your online judging forms. Know who will serve as your state judge *before* your team wins at district!

The state championship is held in Austin. Make your hotel reservations in early fall to secure the best availability and rates. Then, if you do not qualify a team, relinquish those reservations immediately. Waiting until after district to do this may result in higher costs and a lack of openings in the Capitol City.

Judging Paradigm Books or Sheets

Some tourneys, including UIL State Meet, will request that judges fill out a questionnaire, indicating their judging preferences (paradigms). Their responses are compiled into a Judging Paradigm book (see Appendix). If available, make sure your students read these. Some host schools will not have these available so students should learn to ask each debate judge what he or she is looking for in the round, in other words, their paradigm. It is then the obligation of the debaters to adapt to their judge for that specific round.

Pairings

At each tournament, your debaters will need to know whom they are debating and in what room the debate will be held. These are referred to as pairings. They will be posted in central locations or provided digitally. Be sure to check the side (affirmative or negative) your teams will be upholding and in which room they will be debating. Please remember teams must be prompt. Most tournament hosts will only wait approximately 15 minutes before the tournament director assigns a loss to the non-showing team.

Sample CX Pairings — Round I

Affirmative	Negative	Room
17CV	12FG	114
23KO	18BN	115
1GS	4JR	116
18MK	7GF	117
14TS	Bye	

In examining this sample pairing, you should note a few things. First, look for your school number. Let's say your school has been assigned the number 18 as its code. You will want to search the pairings for the number 18. As you may have noticed, there are two 18's in this pairing example. Each of your teams will be given an additional code to distinguish them. In the example, that code is two alphabetical letters (tournaments often use the initials of the last names of the debaters). If your school (#18) has debaters of Brown and Nolan, you will notice on the pairings that they are scheduled to debate the negative side and their opponent for Round I is 23KO, and they are to debate in room 115.

In examining the bottom of the pairing, you will notice that team 14TS has received a bye. This means that the team will not be debating this round. Byes occur when there are an uneven number of teams entered in the tournament. In UIL, the team of 14TS would receive a win for Round I, and the speaker points for all other debated rounds would be averaged to determine speaking points for the bye round. **Note that UIL rules prohibit the competing debater who has the bye from observing other tournament rounds.**

Most tournaments will have three to four rounds of prelim debates. Normally, when the tournament is running an odd number of prelim rounds, you will debate an even number of affirmative and negative rounds and then you will flip a coin for the odd round debated. All preliminary rounds may be preset

(a schedule written prior to the beginning of the first round which is complete for all of the preliminary rounds) or some rounds (usually two) may be preset and the third round or any subsequent rounds may be power-matched (based on the record accumulated in the previous rounds).

To determine which teams will advance (break) to the elimination rounds, the following criteria are a widely accepted method of determining seeding (placement on the elimination bracket).

- **Win/Loss record.**

If several teams have the same record, use the next criterion.

- **Adjusted speaker points.**

Drop both the highest and lowest points awarded to tied teams. *Highest* remaining point total wins. If there is a tie, use the next criterion.

- **Total number of speaker points.**

The *highest* point total wins. If there is a tie, use the next criterion.

- **Total number of ranks.**

The *lowest* total wins. If there is a tie, use the next criterion.

- **Opponents' win/loss record.**

Determine the record of each of the opponents debated by the two contestants tied in points. The student in the tie who debated the more difficult opponents (best record) wins. If there is a tie, use the next criterion.

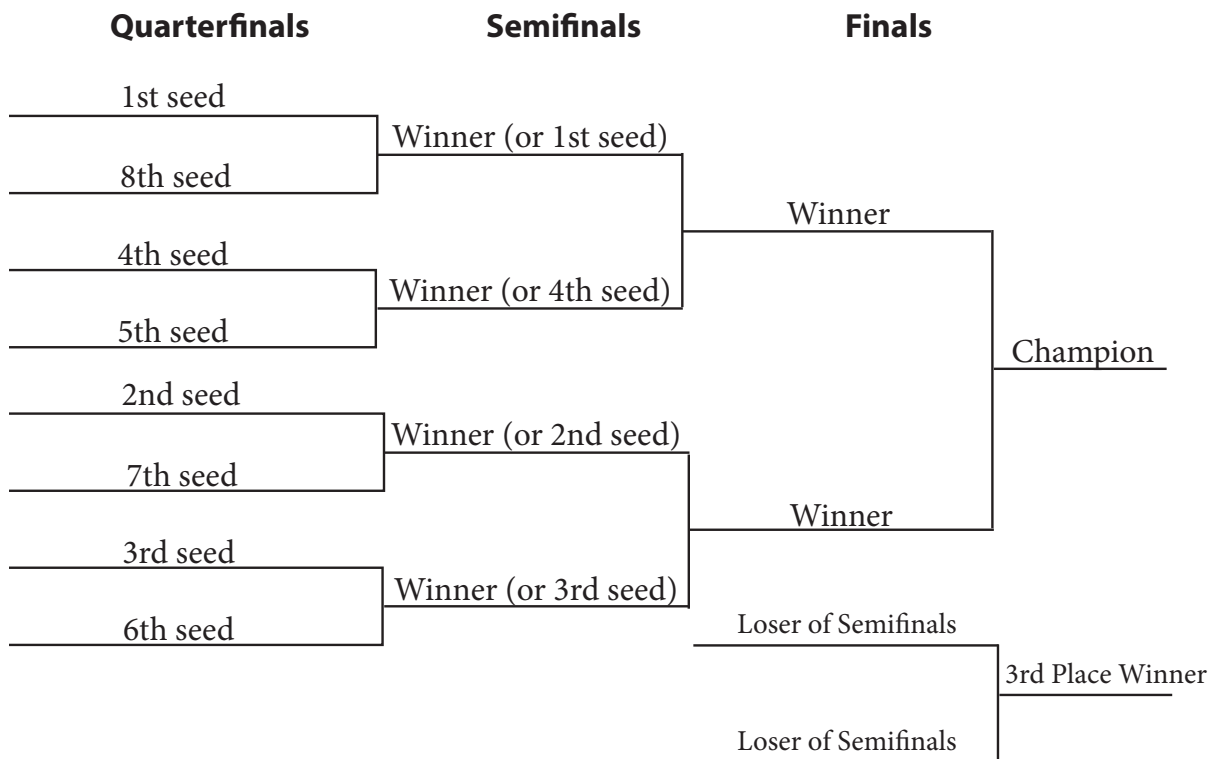
- **Opponents total number of speaker points.**

High total wins.

- **Opponents total number of ranks.**

Low total wins.

- **Head-to-Head competition results in prelims.**



Once the tournament progresses into the elimination bracket, it becomes single elimination. This means only the winners of each round move on to debate the succeeding rounds. The losers are eliminated from the tournament.

Conduct at the tournament

As the school sponsor, coaches are expected to be at the hosting school during all rounds or have an adult supervisor present in case of emergencies and/or problems. Coaches and students are expected to observe the host school rules. These are normally printed in the host school's invitation and the poop book. Coaches and students should be aware that they are responsible for their behavior.

The Debater's Code of Ethics

The primary goal of the debate contest is to provide students with an opportunity to develop leadership skills for effective and responsible participation in a democratic society. The debate contest provides a unique laboratory for the acquisition of these essential democratic skills, not found elsewhere in the curriculum.

The debate contest is a competitive event, evolving from the basic rivalry between individuals and schools and conducted within the framework of established rules. The responsibilities of democratic citizenship demand that the student participate with fairness and integrity at all times. The following ethical standards are designed to serve as guides for the establishment of criteria for the conduct of contestants in debate.

1. Courtesy.

- A. Debate is a contest between friendly rivals who should exhibit courtesy, fairness and sincerity at all times.
- B. Humor is appropriate in a debate, but sarcasm and ridicule are in bad taste.
- C. Anger is an admission of a contestant's inability to control his emotions and his inability to answer logically the opponent's arguments.
- D. Arguments should be presented with fairness and good taste. Dogmatic methods of presentation should be avoided.
- E. Debaters should never do anything that would detract from their opponent's presentation. Excessive movement and audible noises should be avoided while the opponent speaks.

2. Honesty.

- A. The debater should prepare his own case and should not rely on the work of his coach or others. The presentation should be the work of the student.
- B. All evidence should be honestly presented and clearly identified. Each quotation should be accurately stated and should correctly reflect the opinion of the source. Statements should not be taken out of context nor altered in any way. Changes of this type are unethical and intellectually dishonest.
- C. Debaters should listen carefully to opponents and should represent accurately the opposing case. The opposition should not be credited with statements they did not make nor should they be accused of ignoring points that they have discussed.

3. Trickery.

- A. There is no place in academic debate for trickery. Debaters should avoid "trick cases," the substitution of strategy for evidence and logic, the scouting of opponents, the asking of long lists of questions, and all other forms of chicanery or intellectual dishonesty.

B. The position of the debater should be clearly stated as soon as possible. The withholding of pertinent information solely to gain a strategic advantage is to be discouraged.

C. New issues should never be introduced in the rebuttal speeches; however, this does not imply that debaters should not support previously introduced issues with new evidence.

D. Debaters should refrain from arguing about debate rules instead of dealing with the cases and supporting materials of their opponents.

4. Judging.

A. Debaters should avoid attempts to influence judges by excess emotionalism, personal friendship, or other appeals not inherent in good persuasive speaking.

B. Debaters should never attempt to argue with the judge about the debate decision. It is the obligation of the debater to persuade the judge during the debate and not afterwards. The judge should be treated courteously at all times by the debaters and the coaches.

C. Protests by students are rarely in good taste. There is no substitute for knowledge, presented skillfully and fairly with sincere persuasiveness. The debater should never lose sight of the academic goals of debate.



The UIL Academic Ethics Code

(1) Participate in contests in the spirit of fairness and sportsmanship, observing all rules-both in letter and in spirit.

(2) Sponsor and advise individuals and teams without resorting to unethical tactics, trickery that attempts to skirt the rules, or any other unfair tactic that detracts from sound educational principles.

(3) Accept decisions of officials and judges without protest and extend protection and courtesy to officials.

(4) Regard opponents as guests or hosts while placing personal and/ or team integrity above victory at any cost. Maintain grace and poise in victory or defeat. Conduct that berates, intimidates, or threatens competitors, based on gender or ethnic origin, has no place in interscholastic activities.

(5) Provide information or evidence regarding eligibility of any contestant or school to local school administrators or to the appropriate judicial bodies upon request.

(6) Understand and appreciate the educational values of competition and abstain from modifying or soliciting another teacher to modify grades for eligibility purposes, knowing that such behavior defeats the character-building purposes of extracurricular competition.

(7) Abstain from any practice that makes a student feel pressured to participate in non-school activities.

(8) At all times, ensure that competition is relative to a more important overall educational effort, using competition as a tool in the preparation of students for citizenship and successful adulthood.

(9) Insure that UIL Academic district, regional and state meets receive precedence over non-qualifying contests or meets.

(10) School districts shall notify the academic district or regional meet director no later than the end of the second school day following academic district or regional competition if a student or a team will

not compete at the next higher academic meet.

Reading the Ballot

This is an important function at the tournament. Judges sometimes make simple mistakes that can result in an incorrect decision being recorded. You should read each ballot to make sure that the correct information is in the right locations. This includes the speaker points, the speaker ranks, and, of course, the decision. You should also make sure that the correct codes are assigned to the correct debate sides. All of these things could result in your team not advancing, so check each ballot carefully.

Challenging the Ballot

This phrase means if you find a mistake on the ballot that you have the right to take the ballot to the host school. Some tournaments ask that you hold all challenges until a specified time at which point all schools will be allowed to bring questions or mistakes to the attention of the hosting school. Other schools will ask that you bring questions or problems to the tabulation room as you identify the concerns. It is unethical to berate or harass a judge. If you wish to approach the judge, do so only with the permission of the hosting school. UIL tournament procedures require tournament administrators to hold a verification period approximately 15 minutes in length before official results are posted. It is critical that you or another school representative be present at verification in the event changes are made to the unofficial results or questions are raised. Do not assume results are final until verification period is over.



ADAPT AND CONQUER — HOW TO JUDGE THE JUDGE

One of the fundamentals of public speaking is to analyze and adapt to your audience. This is a critical element of debate as well. Judging is subjective.

Some judges like slower debates; some do not like topicality arguments. As you begin to debate, you must try to learn how to best suit their particular judging styles. The better teams will learn to ask key questions before the debate begins in order to best meet the judge's preferences, also called the judging paradigm. The issue is not to belittle the judge's opinion, but to adjust to how your judge makes decisions, present the right kind of arguments and present those arguments the right way. This can make the difference between winning and losing a close round.

Stock Issues Judge

The stock issue judge is sometimes referred to as the traditionalist of debate. Many judges fall into this category. This type of judge expects to hear arguments on both sides of the flow dealing with Topicality, Inherency, Solvency, Harms and Significance. The stock issue judge ultimately wants to know: Has the Affirmative given a good reason for changing our present policies? The Affirmative carries a heavy burden in the stock issues approach because the advantages have to outweigh the disadvantages, and they must be significant and inherent. You will need a strong advantage with strong links. Choose solidly topical plans. The Affirmative must win all stock issues. The Negative is expected to heavily support the status quo and directly clash with the Affirmative stock issues. Inherency attacks can be strong arguments. Stock issue judges generally frown upon counterplans and Kritiks.

Policy Maker Judge

The policy maker is a unique kind of judge. This person will assume that plan passes no matter what is happening in the status quo, and then it is up to the negative team to argue the bad effects of the plan's passage. Policy makers want to hear mostly disadvantages and how Affirmative counters these arguments. Counterplans can also be good Negative arguments. The result of the round will be based on who outweighs on impacts. (Impacts = the good or bad things that will occur based on the evidence presented in the round.) The policy maker judge weighs advantages and disadvantages, and the side that can show their position gains more will win.

Games Player Judge

Although this judging paradigm is becoming rare, games player judges do still appear from time to time. They can create havoc for debaters who are not aware of this judge's preference. Games players like to see anything and everything possible. This includes newer types of arguments and the theory behind them. The judge will be more interested in hearing the concept of the argument than the argument itself. If you were to make up a reasonable argument in the round and loosely base it on fact or even opinion, this type of judge would vote on the idea of your argument over the standard rhetoric that is most often used. The debaters are expected to give clear standards for the judge to make his or her decision.

Hypothesis Tester Judge

This judging paradigm is also relatively rare. Hypothesis testers like the idea of being scientific in their decision; the concept is to judge purely on the validity of the resolution. This type of judge likes to be told why the resolution is important rather than what action the Affirmative is taking to uphold the resolution. The Affirmative's main goal is to prove that the resolution is true. Hypothesis testers usually accept conditional arguments from the Negative.

Tabula Rasa Judge

Many judges like to claim to be a tabula rasa judge, which means they are totally open to whatever type of argument is presented in the round. This can be beneficial for debaters, since it leaves the door open for a much wider range of arguments than do some of the other paradigms.. The term *tabula rasa* is Latin for "clean slate," which implies that the judge enters the debate with no predispositions. This type of judge may not personally like counterplans or Kritiks, but he or she would be open to hearing them and judge them purely on in-round discourse.

Lay Judge

Lay judges are those with little or no experience serving as a debate critic. Since they are unfamiliar with technical debate theory as well as debate jargon and may not flow the debate, you would do well to make certain adjustments. Accentuating style is a good idea, since a lay judge typically prefers debaters that can demonstrate good delivery skills. Avoid debate procedure arguments, spreading, and be sure to explain all arguments thoroughly. Keep your delivery slow and clear. Internal summaries are a must, as well as identifying the key voting issues for the judge. Clear communication is critical.

Remember: One of the most important keys to being a successful debater is adapting to your judges. Some tournaments will distribute judging paradigm sheets. For tournaments that do not, it is perfectly acceptable to respectfully ask your judge to explain his or her paradigm before the round. Always adhere to your judge's preferences! Asking for a judge's paradigm and then ignoring it can anger the judge

and cost you the round. Adjust by considering how your judge makes decisions, select your arguments accordingly, and present those arguments in the manner that corresponds with your judge's paradigm.

DON'T GET CAUGHT SHORT — COMMONLY MISUNDERSTOOD UIL RULES

Rapid Fire Delivery

Debate is a form of public speaking, making clear communication a key element of the event. To help restore the fundamental purpose of training debaters to communicate with their audience, all UIL guidebooks and ballots carry the instructions that rapid delivery which interferes with effective communication is to be severely penalized. Debaters who run so many arguments that it results in "spreading" to the extreme and poor communication which interfere with the audience's understanding of the issues risk losing speaking points and even the round. Spreading is not disallowed, but when it results in unintelligible rapid-fire delivery, it's strongly discouraged in UIL debate. Any individual, not just the trained debater, should be able to listen and follow the arguments in a round.

Prompting

UIL considers prompting a major violation. Decorum is significant in communication and debaters should not interrupt nor instruct their partner while she/he has the floor. No written prompts may be handed to your partner while he or she is speaking. Do not hand your partner printed material unless he or she solicits it of their own accord. Each debater on the team should be prepared to carry their own weight in presentation of arguments. Violation of the UIL prompting rule carries a penalty, as specified in this excerpt from the *Contest Rules*.

Section 1001: High School Cross Examination Debate

(i) COACHING FOR DEBATE.

- (2) *Coaching During a Debate.* In all contests, the debaters shall be separated from the audience and shall receive no coaching while the debate is in progress. *Viva voce* or other prompting either by the speaker's colleague or by any other person while the debater has the floor is prohibited. Debaters may, however, refer to their notes and materials and may consult with their teammates while they do not have the floor.
- (3) *Penalty for Prompting.* If prompting during a round, the team in violation of the prompting rule shall be assigned a loss in the round in which the prompting took place.

Debaters may give time signals,(hand signals or verbal countdowns), to their partner. These are not considered prompting, but must be done consistently in order not to appear as prompting.

Open Cross-Examination

Specific conventions are observed during the cross-examination period. On some tournament circuits, it has become common for respondents to seek help from their partner on an answer, or for questioners to permit an interruption from their partner, who may have his or her own question. This is known as open CX. Open CX is not allowed in UIL competition. During the questioning period both opponents face the judge. Each debater shall question one opponent and only that one opponent may respond. (See contest rules for details.)

Scouting

UIL rules prohibit scouting. With the exception of the final round of debate in district and state competition, only the judge and the four student participants shall take notes. A scouting violation occurs when notes are taken by anyone other than the participants and the judge. Scouting violations also occur when debaters, coaches, and/or judges share or accept notes from a tournament during that tournament. Remember: If a debater competing in the meet has a “bye,” they are not allowed to sit in and observe another debate during their “bye”.

Violation by debaters of the UIL scouting rule is grounds for disqualification of the debate team from the current competition and may be grounds for suspension of the school from team debate the following year. Coaches who violate scouting rules will also be subject to the full range of penalties outlined in Sections 27 and 29 of the *Contest Rules*.

Time Limits

UIL does not allow a grace period during debate. Excessive abuse of time may result in a loss of the round.

DEBATE JARGON — CAN YOU TALK THE TALK?

As in any specialized activity or profession, there is a jargon that is unique in academic debate, words and phrases often have meaning only to other debaters. Unfortunately, debaters forget to translate for neophytes and often do not communicate as a result. Don’t take it personally! Soon you will know the jargon like a second language. Below are some common words and phrases in debate that may give you a step up. Don’t hesitate to ask debaters what they mean when they use jargon that is unfamiliar to you. Remember that immersion is the best way to learn a new language.

CP is used to denote the counterplan.

DA is a shortened form of disadvantage.

Disad is another shortened form of disadvantage.

Dump is a word that indicates the debater is going to place a lot of evidence and analysis on a particular part of the flow. A debater may say “I have a solvency dump.”

Interventionist is a term applied to judges that debate the debaters. These judges do not judge the debate based on what the debaters said, but on what the judge would have said in the debate.

K is a shortened form of kritik.

Mom and Pop is often used to denote a lay or inexperienced judge.

T is often used by a debater to indicate topicality. “Let’s go to the T argument.”

Turn is a term that has been addressed in other parts of this book. It indicates that the debater is going to demonstrate that an opponent’s argument is actually beneficial to his/her side.

Study the Glossary of Terms in the Appendix of this handbook to become familiar with terms commonly used in a debate round. For a glossary of terms specific to this year's debate topic, visit the [UIL debate webpage](#).

I KNOW WHAT YOU DID LAST SUMMER — IMPROVING YOUR SKILLS

There are several ways in which to expand and enhance your debating experience. These include UIL Student Activities Conferences, summer debate camps, and other debate related clinics that your school and/or coach may arrange.

UIL Student Activities Conferences

Often called SuperConferences, the League sponsors these each fall, in different regions of the state. Each conference is a one-day smorgasbord of information about debate. Coaches and students alike can benefit from these super sessions. Experienced coaches and presenters from across the nation gather to help explain and inform about all aspects of debate. These presenters share handouts and materials for the express purpose of making you more knowledgeable about debate. In addition, oftentimes state medalists will conduct student demonstrations for the audience. As an added benefit, students and coaches can attend sessions on all UIL events at this conference. The conference is free, provided as a service by the League. For more information about UIL Student Activities Conferences, access the UIL website: www.uil texas.org/academics/student-activity-conferences.

Capital Conference

Held each summer, this is a two-day conference for coaches only. A coaching school specifically tailored for UIL speech coaches, conference sessions are designed to give new and inexperienced coaches help in getting their UIL programs established and strengthen those already flourishing. It is very similar to the Student Activities Conference, only geared for adults. It also provides the opportunity to network with other coaches located near your school district and across the state. Sessions focusing on analysis of the current debate topic are featured. Online information and registration are generally posted in early March.

Summer Debate Camps

Debate camps are privately run entities. They are geared to students who wish to spend anywhere from one week to six weeks in the pursuit of better debating. These camps range in price greatly and vary from state to state on when they are scheduled. Check with your coaches and/or do an Internet search for debate camps that will meet your needs.

Clinics and Workshops

These events are varied and occur throughout the summer and school year. Some organizations travel around the state to familiarize students and coaches with the upcoming topic. Other workshops provide extensive one-on-one debate assistance. Coaches may contact the League office for information.

DEBATE IN TEXAS — IF IT'S FRIDAY, WE'RE AT A TOURNAMENT

The state of Texas is known nationally for the quantity and quality of its debate. On any given weekend during the season, there are more students debating in Texas than any other state or combination of states. Texas is home to the largest state tournament in the world. This is largely due to the impetus of the debate promoting organizations that operate in our state. Each organization has its own set of rules for debate, so if your school chooses to participate on different circuits, you will want to pay particular attention to the differences in rules. The differences aren't great, but, none-the-less, they do differ. Below is a list of organizations with a brief explanation of each.

University Interscholastic League

This is the oldest organization in Texas, beginning as a debate society in 1910 and has since flourished into an organization not only for debate but interscholastic contests in academics, athletics, and music. UIL is also the largest organization, including over 1,500 high schools and some 3,500 elementary/junior high schools. UIL publishes the *Constitution and Contest Rules* book to inform students and coaches about rules that govern UIL debate. Teams compete in a District level contest and advance directly to the State Tournament. UIL establishes six conferences of schools based on student population, and these conferences compete within themselves. Thus, UIL crowns six state champion teams each year.

The League produces study materials that may be downloaded from the UIL website for debate, in addition to the other high school academic events sponsored by UIL. Valuable handbooks for each UIL speaking event are updated annually.

The League maintains a speech coach database. All coaches should register their contact info each year to receive announcements, notices and reminders of deadlines from the State Office. Complete the Speech Coach Information Form, www.uil texas.org/speech every year.

UIL also manages a judge database for tournament hosts. Experienced trained individuals wishing to judge tournaments should register by completing the Judge Interest Form. <https://www.uil texas.org/form/speech-judge-interest/>

UIL maintains a website where invitational tournaments can be posted: <https://www.uil texas.org/academics/invitational-meets>

Texas Forensic Association

This organization publishes a constitution that contains TFA debate rules. Membership is voluntary and there is an annual fee to join. Students compete at qualifying tournaments and earn points towards qualifying to a state tournament. Once a team earns a specific number of points, it is eligible to attend the TFA State Tournament. There is no delineation on school size so all schools compete together. TFA qualifying tournaments are invitational and the state tournament rotates among the five regions of the organization. TFA publishes a newsletter and maintains a website: www.TxFa.org.

Regional Forensic Organizations

There are several regional organizations that operate in Texas. The purpose of these organizations is to promote debate in their area of the State. While some have written rules, others are loose confederations of people who want to see debate thrive in our state. Contact the League for information on your region.

National Speech and Debate Association

As the name implies, this is a national organization. The NSDA sponsors a national tournament in June and the site rotates all around the United States. The NSDA publishes a constitution that contains the rules that govern the organization. Membership in NSDA is voluntary and there is an annual fee to join. Districts are located in most areas of Texas and each holds a district tournament for advancement to the national tournament.

NSDA publishes *The Rostrum* and maintains a website: www.speechanddebate.org

National Debate Coaches Association

This is an organization of debate coaches from across the United States. Its purpose is to promote debate. Members host tournaments and have a national tournament, which rotates among member schools. Membership is voluntary and there is an annual fee to join. The NDCA publishes a newsletter and provides an Open Evidence Project, a collection of files freely shared by summer debate camps. <http://www.debatecoaches.org/>.

The National Federation of State High School Associations

This organization is involved in promoting many high school activities including debate. It sponsors the national topic selection meeting each year where high school coaches gather to discuss and select potential topics. The National Federation publishes resources on both formats of debate and the individual speaking events. Of importance to CX coaches is the annual publication of *The Policy Debate Quarterly*, a series of four books specifically dealing with the current CX policy topic. The soft cover set of four is available through the [UIL Online Store](#). Coaches also can secure valuable liability insurance through membership in the NFHS. The National Federation is host for the national debate topic meeting. (Refer to the following page for a description of this process.) For a minimal membership fee, the NFHS provides liability insurance for educators, an important provision for coaches traveling with students to tournaments.

The National Federation publishes a periodical regularly and maintains a website: www.nfhs.org. NFHS Learn provides online courses to train speech and debate coaches and adjudicators. The courses provide professional development certification upon completion of each course. A speech certification credential is now available by taking prescribed online courses through NFHS Learn. Access to these training opportunities is located at www.nfhslearn.org.

DID YOU PICK THIS TOPIC? — SELECTING A CX DEBATE RESOLUTION

Most people in the debate community are unaware of how resolutions are selected. The process that results in a national CX debate resolution is actually very meticulous and democratic.

The National Federation of High School Associations hosts the annual Debate Topic Selection Committee Meeting. The purpose of this meeting is to provide the debate community in the United States with five potential topics. This meeting currently occurs at the beginning of August and its site rotates around the country. Several groups of people attend this meeting. State associations send a representative. Any debate coach or student may attend the meeting and participate in the process. In the final vote, each State has one official voting delegate. UIL represents Texas as a presenter and as the voting delegate so watch for an electronic ballot to be posted on the UIL website and a message sent out via the speech coach database inviting your school to submit your vote.



Potential topics for the following year are generated during the current year's meeting. The entire group votes for topics that will make good resolutions. The topics with the most votes are then assigned to individuals to write study reports for the next summer meeting. Writers research throughout the fall/spring and prepare a study report, using National Federation guidelines debateability of the topic area. Each author prepares resolutions covering his or her topic.

At the meeting, a short oral presentation on each topic is given to the entire assembly. Roundtables provide an opportunity to meet each author and ask questions about their proposed topic. The group then breaks up into smaller Marshall Committees (named for UIL's former director Dr. Bailey Marshall) to continue discussion over the paper, alternative wordings of potential resolutions and debatability of the topic area itself. These resolutions are then presented to the entire group. The following day is very unique. The Wording Committee meets with each author, intensely discussing the resolutions from that writer's paper. The purpose of The Wording Committee is to create the best possible resolution based on the topic paper. This is an arduous task and literally takes hours. Each word in the resolution is scrutinized and all meeting attendees are encouraged to offer input.

The much-discussed resolutions are presented to the entire group the next day. This is an important process because more discussion on each topic takes place. Ideas and perspectives from the group are voiced. Individuals may ask questions about the wording of the resolutions and why the Wording Committee chose to construct the resolutions the way it did. At this point, each resolution has gone through multiple intense scrutinies and will continue to be parsed through the voting process.

Voting delegates from states and sanctioned organizations will vote for five topics. The votes are tallied and the topic that receives the least votes is removed from consideration. After each additional vote, the group may continue to discuss the remaining topics. The voting continues until there are only five topics left. These five topics are then presented to the debate community for consideration. Coaches will rank order the five topics and submit ballots. UIL conducts the State vote for Texas, and if you are members of NSDA or other organizations, you may vote your preference with them, as well. This initial ballot occurs in early fall. The topics are narrowed from five to two. The voting process is repeated in

December and one topic is selected for next year. The new topic is released in January. So watch for an electronic ballot to be posted on the UIL debate page and a message sent out via the speech coach database inviting your school to submit your vote.

The process is open to anyone who wishes to participate and is very democratic. The resolution is the result of a great deal of hard work on the part of an author, the Debate Topic Selection Committee, the Wording Committee, and the entire debate community in the United States.

UIL is very instrumental in the entire process. The League sponsors an author to the meeting every year. Coaches can submit their names online or contact the state debate director to be considered as a candidate. A coach from Texas usually sits on the Wording Committee and quite often, it is a coach who participated in the process at the behest of UIL. UIL solicits a vote from every debate coach in our state!

It is an amazing process that gives us the debate resolution each year. It is the result of a great deal of research, discussion, and dialogue among outstanding debate coaches throughout the nation.

SECTION 4 — HOW TO RUN THE MEET

Cross-Examination Team Debate

These directions expand upon but do not replace the information in the UIL Constitution and Contest Rules. The contest director should read all rules, then read these guidelines for additional details. See also the Academic Quick Reference Chart, found on the UIL website.

Preparing for the tournament

PLANNING MEETING

Conduct a planning meeting with the debate coaches in the district before Oct. 1. The League office urges the spring meet district director or the organizing chairperson of each spring meet district to name a chairperson for the CX debate district planning meeting. The most successful debate tournaments are those designed to meet the needs of the contestants debating. Items to be discussed at the planning meeting include the items listed below, and the detailed agenda posted on the UIL website. Delegate tasks at this meeting. A policy for how the contest director should be notified if a team cannot attend should also be established.

CONTEST DIRECTOR

If a CX contest director has not been appointed by the district director, select a knowledgeable person and submit the name to the district director for approval. Provide the League office with the name as soon as the appointment is made, and no later than Nov. 1. Include this information on the [District Meet CX Debate Information Form](#), located online on the debate page of the UIL website. If this person is a coach of debaters competing in the district, special consideration should be given in advance as to what procedures will be used for pairing debates and making judging assignments, so that all schools are in accordance.

SITE

Consider the following items in selecting a site, and coordinate with the district director to secure permission for the use of the buildings and needed rooms and to ensure the availability of facilities.

- number of rooms (one room for every two teams)
- central location
- facilities for tabulation

SCHEDULE

Consider the following items in selecting the date(s) and the time(s).

- minimum loss of school time
- adequate time to run the needed number of rounds (1-1/2 hours for each debate round)
- time for tabulation, verification, and announcement of winners

FORMAT

The following are methods (formats) which can be used in determining the district championship. The format is primarily dependent upon the number of teams entered, the time involved, and the availability of judges.

- Round robin. Each team debates every other team. This can be done over a period of time.
- Preliminary rounds (usually three) leading to an elimination bracket (quarterfinals or semifinals). All teams are guaranteed, regardless of records, to debate at least the number of preliminary rounds. The top eight or four teams are then selected for quarterfinals or semifinals.

SUBMIT NAME

of the CX district director and information form to the League office by Nov. 1. You should submit this information online via the UIL website: <http://www.uiltexas.org/speech/debate>.

DISTRICT CERTIFICATION

Confirmation of the district winners and alternates must be entered online no later than 10 calendar days after the conclusion of the district competition, or Feb. 10, whichever is sooner.

ROOMS

- Assembly room
 - 1 room per debate
 - tab room
- TIME — 90 minutes per debate**

CONTEST MATERIALS

UIL digital Link: CX debate resolution, instructions to judges, meet evaluation sheet, team summary sheet. Speechwire Tournament software provides e-ballots. Director Provides: contestant roster, contest rules, (tab room), stopwatches

PERSONNEL

- director
- timekeepers
- tab room staff

The second format (prelims leading to elims) is the preferred method. However, in districts with fewer than six teams, the round robin format may prove more desirable. Utilize the suggestions from the district debate coaches about which format best fits the needs of the district. Be sure to determine who will be involved in pairing the debaters.

BRACKETS/TABULATING RESULTS/TAB ROOM

An official vote needs to be taken on whether or not to alter (break) brackets to prevent teams from the same school from debating each other. This decision is best made during the fall planning meeting but must be made prior to the beginning of the meet. Otherwise, maintain the integrity of where the debaters earned their spot on the elimination bracket and do not break them. Also, establish the criteria for tabulating results. The suggested criteria is found later in the Tabulating Results section. Decide this prior to the beginning of the meet and whether to have an open or closed tab room.

JUDGES

A tournament is only as good as its judges. Therefore, select judges on the basis of capability and impartiality. They may be recruited from nearby colleges and universities, or from schools' coaches, faculties and/or communities. At minimum, they should be high school graduates with debate experience. The number of judges needed is dependent upon the number of teams entered and the format of the tournament. Each school may be assigned to recruit a certain number of judges or the district committee may determine other means of securing an adequate number of competent judges. Decide who is responsible for recruiting judges and what credentials will be required of judges. Set a deadline for securing and confirming judges. It is important to recruit extra judges to "stand by" in the event a judge cancels or arrives late.

AWARDS

Indicate to the district executive committee the number of medals needed for team debate.

- First place – two medals; Second place – two medals; Third place* – two medals. Recognize fourth, fifth and sixth place with medals or ribbons. Districts may order medals from any selected vendor.
- First, second and third place team schools also receive a team plaque.

INFORMATION TO SCHOOLS

As early as possible, disseminate the following information to the schools and sponsors involved: date(s), site(s), time and place to register, schedule of rounds and format, address & deadline for entries, "change in entry" procedures, judging requirements per school, information about the judges (i.e. age requirements), entry fees and/or judges fees, criteria for determining winners and hospitality and concession plans

CONTEST MATERIALS

The League office provides materials digitally via a link which will be emailed to you and posted to the UIL Debate page of the UIL website prior to the start of district meets. The official tournament management system, SpeechWire, provides electronic ballots which enhance the efficiency of running your meet. SpeechWire provides an instructional video for officials and judges on how to use these electronic ballots. The following items will be available electronically at that link:

- Instructions for judges
- Electronic Retrieval Devices Guidelines
- CX debate resolution
- CX State Meet coaches' memo (for winning coaches) with certification link, deadlines and instructions for online judging form submission
- CX State Meet information link for state qualifiers
- Meet Evaluation link

General information about debate

TIME LIMITS

Each cross-examination debate lasts approximately 1 and ½ hours. An entire debate, which is made up of several speeches, is called a round. A cross-examination debate team consists of two contestants, who will give the following continuous speeches.

BRACKETS

are not broken
at CX State Meet.

JUDGES

1 per debate, prelim
rounds
3 per debate, elim
rounds

*THIRD PLACE IS

always awarded and
given medals. Two
teams may advance to
the State Meet. Fourth,
fifth and sixth place
also receive medals
and serve as alter-
nates.

REVIEW ALL materi-

als well in advance to
make sure you have
what you need.

CONSTRUCTIVE SPEECHES

First affirmative	8 minutes
Cross-examination by negative	3 minutes
First negative	8 minutes
Cross-examination by affirmative	3 minutes
Second affirmative.....	8 minutes
Cross-examination by negative	3 minutes
Second negative.....	8 minutes
Cross-examination by affirmative.....	3 minutes

REBUTTAL SPEECHES

Negative.....	5 minutes
Affirmative	5 minutes
Negative.....	5 minutes
Affirmative	5 minutes

- Preparation time. Each team shall take no more than eight minutes elapsed time during a round.
- Roadmaps. Presenting a very brief preview of argument order before speeches, often referred to as a “roadmap,” is not considered part of the speech. However, debaters should not abuse this privilege by excessive length of the roadmap. Abuse may count against a team at the discretion of the judge(s).
- Overtime. Overtime may count against a team at the discretion of the judge.
- Abuse of time. Excessive abuse may result in the loss of the round at the discretion of the contest director.

SIDES

In so far as possible, each team should debate both the affirmative side and the negative side of the resolution during the course of the meet. In a three-preliminary round tournament, each team should debate affirmative one round, negative one round, and flip a coin or come to a mutual agreement for the third round. When a bracket is used, determine sides by the flip of a coin or by mutual consent.

SCOUTING

Debate, by its very nature, is public. Therefore, all debates in UIL district and state competition shall be open to the public with the exception of debate teams competing in that tournament. Competing debaters shall not observe rounds of district or state competition in which they are not debating. To discourage the “scouting” of a possible future opponent by either a debater, a coach, or anyone else, the penalties for note taking are explained below. The contest director makes all final decisions regarding scouting.

NOTES

- Taking of notes. With the exception of the final debate in district and state competition, only the judge and the four student participants may take notes. For example, anyone may take notes in the debate which determines first and second place, and the debate which determines third and fourth place.
- Sharing of notes. During a tournament, participants or judges may not give or accept notes taken during that tournament. For example, a judge participating in the district contest is neither allowed to give nor accept notes regarding any rounds in that tournament from anyone else during that tournament.
- Penalty for debaters. Violation by debaters of the scouting rule is grounds for disqualification of the debate team from the current competition. The contest director makes all final decisions regarding scouting. Such violations may be grounds for suspension of the school from team debate for the following year.
- Penalty for coaches. Violation by coaches of the scouting rule is grounds for disqualification of their teams from the current competition. Coaches who violate scouting rules will also be subject to the full range of penalties as outlined in Sections 27 & 29 of the C&CR, and such violations may be grounds for suspension of the school from team debate for the following year.

PROMPTING

Debaters shall receive no coaching while the debate is in progress. Viva voce or other prompting either by the speaker’s colleague or by any other person while the debater has the floor is prohibited. Time signals are not considered prompting. If prompting occurs during a round, the team in violation shall be assigned

ALL DEBATES IN UIL district and state competition shall be open to the public with the exception of debate teams competing in the tournament.

a loss in the round in which the prompting took place.

TAPING/FILMING

The UIL prohibits schools and/or individuals from recording audio and/or video of speech contests. Be sure to announce this to schools before the tournament begins.

Guidelines for use of computers

Electronic retrieval devices are defined as laptop and tablet computers, netbook computers, and other portable electronic retrieval devices. The use of electronic retrieval devices by competitors in UIL Cross-Examination Debate and Lincoln Douglas Debate rounds is permissible under the conditions specified below.

- A. Internet access may be used to retrieve files, research arguments, and exchange evidence and/or arguments with the opposing team and judge.
- B. Computers or other electronic retrieval devices may neither be used to communicate nor to send or receive information to or from coaches, assistants or other individuals inside or outside the room in which the competition occurs. Examples of information that would be restricted would include but not be limited to coach/non-participating competitor generated arguments, advice or arguments to run, questions to ask or response answers during cross-examination period and other information not generated by the participating competitors in the round.
- C. In compliance with the UIL prompting rule, electronic retrieval devices may not be used to send messages or evidence to a debate partner while that partner is speaking or participating in cross-examination period.
- D. Availability of Evidence: Debaters have the responsibility to promptly provide a copy of any evidence read in a speech for inspection by the judge or opponent. This may be done electronically by flash drive or email chain if the opponent and judge have the capability to view the electronic version on their own devices. In the event that an opponent or judge is not using an electronic retrieval device, a debater who presents evidence from an electronic device must provide a meaningful opportunity for that opponent or judge to review evidence. Examples of such access include providing a printed copy of the evidence and showing the evidence on a device provided by the debater. Whatever manner the evidence or access is provided, the evidence must be quickly and easily accessible by the opposing team and judge.
- E. Contestants electing to use computers are responsible for providing their own computers, internet connection, batteries, extension cords and all other necessary accessories. Tournament hosts shall not be responsible for providing wi-fi connection, computers, printers, software, paper, or extension cords for contestants or any technical assistance.
- F. Sanction: Contestants found to have violated paragraph C above shall forfeit the round of competition and receive zero points. Contestants found to have violated paragraph B above shall be disqualified from the tournament and shall forfeit all rounds. Contest Directors shall be empowered with the final decision concerning disqualification.

Contestants choosing to use laptop computers or other electronic retrieval devices defined above accept the risk of equipment failure. No special consideration or accommodations, including no additional prep time or speech time, will be given by judges, contest directors or tournament hosts should equipment failure occur.

By choosing to use these devices in the round, debaters are consenting to give tournament officials the right to search their files. Debaters who do not wish to consent should not use computers in the round.

Because public speaking decorum remains an important element of debate, debaters are expected to stand at the front of the room facing the judge while speaking. Laptops or other electronic retrieval devices should not be a deterrent to eye contact and other proper public speaking skills.

After entries are received

ENTRIES

Receive the online entries from the various schools. All entries must be submitted online. Do not begin pairing (matching teams together) until all the entries are in the tournament director's possession. If fewer than eight teams are entered, immediately notify each participating school that a fourth team may be entered.

For further clarification, FREQUENTLY ASKED QUESTIONS are listed on the speech page of the UIL website.

FOR MORE information on substitutions, see C&CR, Section 903. The Substitute Eligibility Form can be found on the UIL website.

SUBSTITUTIONS

Prior to the beginning of the contest, students may be substituted for entries (names) on the official entry. Substitutes must present the contest director with a substitute eligibility form or letter from the designated administrator certifying eligibility. After the meet, submit the forms or letters to the district director to be filed. After the tournament has begun, no substitutions will be allowed. Be sure to input changes online.

PAIRINGS

The process of arranging matches in debate is called “pairing” because it brings together the pair of teams who will debate each other. An accurate and up-to-date list of entries is critical. For this reason, the pairing process seldom can begin more than a few days before the contest.

Certain constraints, regardless of which format is utilized, should be observed. When pairing preset preliminary rounds, *in so far as possible*:

- each team should debate both the affirmative and negative side of the resolution; and
- no team should debate against another team from its own school;
- no team should debate against the same team more than once;
- no school should repeatedly debate the same school.

The debate teams should be paired using the format approved by the district executive committee. The district championship may be decided by round robin or preliminary rounds leading to an elimination bracket.

- **ROUND ROBIN.** In this method of pairing, each team will debate every other team in the tournament. No team is eliminated if it loses a round, and all teams continue to debate until the stated number of rounds has been completed. Since all debaters meet all debaters other than themselves, this assumes that debaters will debate students from their own schools, if their school has multiple entries. The winner is the team with the best win-loss record, followed by the highest number of total speaker points, etc. (See “Tabulating Results” which follows.)

To conduct a round robin, first number the teams. This should be done by chance, allowing each team to draw its number, or, if representatives of teams are not present, appoint someone to draw for each team. Sides are random because numbers are drawn at random. Suppose there are seven teams. Since seven is an odd number, one team does not debate in each round. The first round is arranged by writing the numbers down in their order, 1, 2, 3, in column form and then 4, 5, 6, 7 in column form up to the left, setting 4 opposite 3, 5 opposite 2, 6 opposite 1, and 7 at the top for the team not debating. Repeat this arrangement except to drop the position of “1” down one space each time until it reaches the bottom and then move its position to the left and up to the top of left column, and the round robin schedules have been completed. If the number is listed first, the debaters are affirmative that round. If the number is listed second, the team is negative that round. The Round Robin schedule ensures that no team is uneven by sides at the end of the tournament by more than one. Teams cannot flip for sides in this scenario, since the sides work properly only if the team whose # is listed first is affirmative in each round.

7-	6-	5-	4-	3-	2-	1-
6-1	5-7	4-6	3-5	2-4	1-3	7-2
5-2	4-1	3-7	2-6	1-5	7-4	6-3
4-3	3-2	2-1	1-7	7-6	6-5	5-4

This arrangement holds good for any odd number. Keep your eye on the “1”—it revolves. Conversely, if the number of teams is even, “1” remains stationary, and the “2” revolves, thus:

1-2	1-8	1-7	1-6	1-5	1-4	1-3
8-3	7-2	6-8	5-7	4-6	3-5	2-4
7-4	6-3	5-2	4-8	3-7	2-6	8-5
6-5	5-4	4-3	3-2	2-8	8-7	7-6

Three teams			Four teams			Five teams					Six teams				
3-	2-	1-	1-2	4-1	1-3	5-	4-	3-	2-	1-	1-2	6-1	1-5	4-1	1-3
2-1	1-3	3-2	4-3	3-2	2-4	4-1	3-5	2-4	1-3	5-2	6-3	2-5	4-6	3-5	2-4
						3-2	2-1	1-5	5-4	4-3	5-4	4-3	3-2	2-6	5-6

A POWER-MATCHED round pairs teams with equal records against one another. Visit the UIL website for additional specific details.

OF ENTRIES (District) 3 teams per school. If fewer than 8 teams in a district, each school with a full entry may enter a fourth team.

DO NOT AWARD any team more than one bye.

Choice of sides may be determined for the first round by prescribing that odd numbered teams take the affirmative and even numbered teams take the negative. It is unethical for teams to forfeit rounds to manipulate the round robin standings. All teams should debate all other teams.

- **PRELIMINARY DEBATES TO DETERMINE SEEDING IN THE SINGLE ELIMINATION BRACKET.** (quarterfinals or semifinals) All preliminary rounds may be preset (a schedule written prior to the beginning of the first round which is complete for all of the preliminary rounds) or some rounds (usually two) may be preset and the third round or any subsequent rounds may be power-matched (based on the record accumulated in the previous rounds).
 - **Preset rounds.** In the preset rounds, in so far as possible, assign each team to opponents of different strengths. For example, a team listed first by its coach on the entry form should debate teams listed first, second and third by their coaches. If possible, no team should debate against another team from its own school, debate against the same team more than once, or repeatedly debate the same school during preset preliminary rounds.
 - **Power-matched rounds.** An individual with some debate tournament administration experience is required to set the power-match round, and extra time (approximately 30 minutes after all the ballots of the first few rounds are turned in) must be built into the schedule before the round to be power-matched. Power-matching is recommended when in a 3-preliminary round tournament the number of teams is greater than 12. A power-matched round pairs teams with equal records against one another. This means that undefeated teams debate other undefeated teams, teams with one win and one loss debate teams with the same record, and teams with two losses debate other teams with two losses. This method minimizes the number of undefeated teams that may not advance into the elimination round.

Procedure for the assignment of byes in a power-matched round: If the number of contestants competing is uneven, the bye must be assigned before the beginning of power-matching. In a 3-preliminary round tournament, the bye in round 3 must be assigned to the contestant with the lowest seeding (considering win/loss record and speaker points), UNLESS that contestant has already received a bye. In that case, the bye would be assigned to the contestant with the next lowest seeding (considering win/loss record and speaker points). The same procedure would be followed in the fourth round of a 4-preliminary round tournament, except that that bye must be assigned to the lowest seeded contestant on the side (affirmative or negative) with the excess number of contestants.
 - **Power-protect rounds:** A power-protect round means that the top seeded teams in the tournament meet only lower seeded (bottom) teams in prelim rounds of the tourney. No major debate tournament, either at the college or high school level uses such a “power-protect” scheme and UIL does not endorse this structure.

BYES

If the number of teams entered is odd, one team in each round will receive a “bye” when three preliminary rounds lead to an elimination bracket. This means one team sits out of a particular round.

Adhere to these instructions for determining byes, *in so far as possible*:

- Randomly draw for byes.
- Do not assign a given team more than one bye.
- Do not assign a given school more than one bye.

These guidelines should be followed whenever possible.

Tabulating byes. A bye is tabulated as a win. Speaker points for the round in which the bye is given are determined by averaging the total number of speaker points received in all other rounds.

ROOM ASSIGNMENTS

Assign rooms to the pairings. Try to use rooms which are near one another and easily accessible. Since most debaters carry a great deal of evidence, they prefer first floor rooms. Repeating use of the same rooms helps reduce travel time between rounds, keeping the contest running smoothly.

JUDGING ASSIGNMENTS

Assign judges to the pairings, using a single judge or a panel of judges (3 or 5). The UIL recommends panels, when feasible, especially in the elimination rounds of a preliminary round tournament format. Vary judges as to gender, race, age and philosophy of debate. For example, place a lay person (non-debater) on a panel with a former debater or coach, and a university student or faculty member with debate experience. Make every effort to prevent a judge from judging a team more than once. It is important, therefore, to keep a record of which teams a judge has heard.

BALLOTS

The use of electronic ballots through Speechwire is optimal.

COPY OF PAIRINGS

Do not duplicate copies of pairings for distribution until the day of the tournament to assure accuracy.

The day of the tournament

1. Copy pairings for distribution to coaches and debaters. After all teams have registered, meet with the coaches to distribute pairings (or push out to them electronically). If the decision has not been made whether or not to alter (break) brackets to prevent teams from the same school from debating each other, meet with the coaches and decide before the tournament begins. (see discussion concerning breaking brackets on the following page)
2. Distribute ballots to judges (or push out to them electronically). If you plan to use coaches as judges, avoid having a coach judge his own team. Judges should not have access to information about a team's affiliation or record in the tournament. Judges should not discuss their decisions with other individuals or judges before completing their ballots.
3. Check to make sure that all rooms are unlocked and that the debate rounds have started.
4. Using e-ballots via Speechwire prevents problems and makes the next few steps unnecessary. Otherwise, collect and check each ballot after each round. Before releasing a judge, ballots should be checked to see that:
 - a decision has been given (affirmative or negative),
 - teams have been correctly identified as affirmative or negative,
 - Speaker points have been awarded (maximum of 30), (low point was confirmed as intentional by judge, if given)
 - Speaker ranks have been given (1, 2, 3 and 4 with no ties),
 - reasons (comments) for decision have been written, and
 - the judge has signed the ballot.
5. Distribute ballots for the next round. Be careful to avoid assigning a judge to a group of debaters they may have previously judged.
6. Begin tabulating results. Double check the recording of each round.

After preliminary rounds

TABULATING RESULTS

To determine the winners of a round robin tournament or the eight quarterfinalists or four semifinalists who will advance (break) to the elimination rounds, the following criteria are a widely accepted method of determining seeding (placement on the elimination bracket). However, the district executive committee, based on suggestions from the debate coaches, may elect to rearrange the order. UIL does not mandate a specific order of seeding criteria. The criteria should be determined before the contest begins.

- Win/Loss record. If several teams have the same record, use the next criterion.
- Adjusted speaker points. Drop both the highest and lowest points awarded to tied teams. Highest remaining point total wins. If there is a tie, use the next criterion.
- Total number of speaker points. The highest point total wins. If there is a tie, use the next criterion.
- Total number of ranks. The lowest total wins. If there is a tie, use the next criterion.
- Opponents' win/loss record. Determine the record of each of the opponents debated by the two teams tied in points. The team in the tie who debated the more difficult opponents (best record) wins. If there is a tie, use the next criterion.
- Opponents' total number of speaker points. High total wins.
- Opponents' total number of ranks. Low total wins.
- Head-to-Head competition results in prelims.

TABULATING BYES AND FORFEITS.

If a team received a bye, or was involved in a forfeit round, special attention is necessary in tabulating results. Credit the team who received either a bye or a forfeit with a win, and award the individual speakers the average of their points in the remaining rounds. For a team that is forced to forfeit a round, the director must exercise some discretion. If a team is forced to forfeit because of sudden illness, for example, the director may credit the team with a loss in the round and its average of speaker points from the remaining rounds.

INDIVIDUAL POINTS	
1st place	20
2nd place	16
3rd place	12
4th place	10
5th place	8
6th place	6

SPEECH TEAM POINTS	
1st place	10
2nd place	5

SPEECH TEAM POINTS
The UIL Online Entry System will calculate and award speech team points.

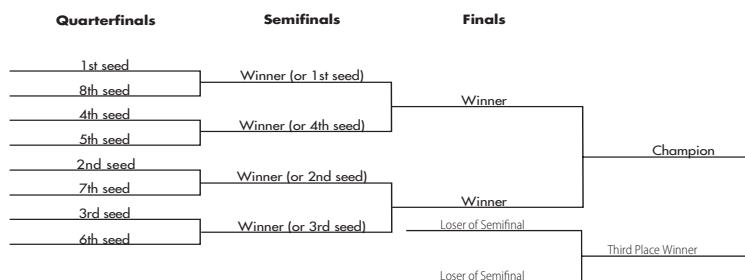
TIES
• Individual - No ties.

IF TEAMS in the elimination bracket met in prelims, opposite sides are locked for elims.

On the other hand, if a team forfeits for violation of the tournament rules, the director may credit the team with a loss in the round and award zero speaker points.

DETERMINING PLACEMENT ON THE QUARTERFINAL OR SEMIFINAL BRACKET

Given the teams who will advance based on the best records, seed the teams onto the bracket. The team receiving the loss in the third place round receives fourth place. Fifth and sixth place must also be designated within the bracket.



IF THE DECISION whether or not to break brackets has not been made before the first debate, the UIL recommends that brackets not be broken.

BRACKETS are not broken at CX State Meet.

ALTERING (BREAKING) BRACKETS

You may alter brackets so that two teams from the same school will not have to debate unless it is the final round or the debate for third place. **In the altering of brackets, the advantage must always go to the higher ranked team.** For example, if the first seed is scheduled in semifinals to debate the fourth seed, and the two teams are from the same school, one of the two teams in the bottom bracket (second seed and third seed) may be moved up to the top bracket. Because the advantage should always go to the higher ranked team (in this case the first seed), move the third seed instead of the second seed (theoretically a more difficult team) up to the top bracket to debate the first seed. In the bottom half of the bracket, the advantage also goes to the higher ranked team (the second seed) because the team is now debating the fourth seed (theoretically an easier team) instead of the third seed as in the original bracket. Alter brackets only if the coaches and/or tournament director decide to do so prior to the beginning of the tournament.

If the decision whether or not to break brackets has not been made before the first debate, the UIL recommends that brackets not be broken. Brackets are not broken at the State Meet. You are encouraged to read the justification presented in the Appendix of this manual, document A-3.

DETERMINING WINNERS WHEN TEAMS CHOOSE NOT TO DEBATE

All places (first through sixth) must be determined. It is educationally beneficial for debates to be conducted, regardless of the number of teams competing in the district meet. However, in the semifinal and finals rounds, places may be determined by other methods although no ties shall be awarded. Contact the State Director.

Ballot verification

A ballot verification period must be scheduled after all preliminary rounds are completed and after each elimination round before the teams advancing to elimination rounds or winners are officially announced. Make certain the location for ballot verification is properly publicized.

This period is for the coaches to check for errors in tabulation, not to challenge the judge's decision. Distribute ballots to the coaches, indicate the win/loss record, points, and/or ranks that it took to break into eliminations (if running a preliminary seeding tournament), the record that it took to win the tournament (if running a round robin format), and any other information the coaches need before the awards and certification to the next level. Allow approximately 15 minutes to verify preliminary round results. At the end of the verification period, results shall be read as official results.

After the tournament

CERTIFYING THE WINNERS

The CX contest director must certify the winners online within 10 calendar days after the district meet and no later than Feb 10. Make certain that online results reflect drops/no shows to help prevent mistakes in the official State Meet program. You must provide an accurate number of teams competing.

In districts with fewer than eight teams competing, second-place teams must have a minimum of eight rounds of competition during the current school year in order to advance to state competition. The certification form on the UIL website requires the verification of the principal of the second-place team, verifying that the team has competed in the required number of competitive rounds, before the school submits the form to the UIL office by the deadline. In the event the second place team is not certifiable, its school should notify the State Office in writing (email) immediately. The alternate team would then need to provide proof of certification in order to advance to State. In districts with only one school entered in the meet, first place team also must be certified. Further clarification of the certification rule can be located on the League website.

Please distribute the Certification Form link to the appropriate school representatives.

WINNERS' INFORMATION AND AWARDS

Please inform each advancing team and alternate team that winner's information is posted on the UIL website.

CX STATE MEET COACHES' INFORMATION

The coach of each advancing team and the alternate team should be given a CX State Tournament web link included in the contest materials link on the UIL website. This contains critical information, including the certification link. Make coaches aware of the judge deadline. Schools must provide a judge for a team to be eligible to compete at state, unless excused for a valid reason by the UIL CX state contest director. Judging forms must be submitted online.

MAILING RESULTS

Mailing full meet results to participating schools is optional since results will be posted online.

EXTRA CONTEST MATERIALS

Destroy or distribute any extra contest materials.

THE DEADLINE

for submitting CX winners and the number of teams that competed to the League office is 10 days after your CX district or Feb. 10, whichever is sooner.

THE DEADLINE FOR

submitting certification forms and judging forms for the state meet is Feb. 13.

LATE FORMS

incur a \$100 fee, and may endanger qualification.

Remind winning

coaches that State Judging forms are due by Feb. 13.

THIS PAGE IS INTENTIONALLY BLANK

APPENDIX

Ethics in Coaching Forensics	A-63
Maintaining the Integrity of the Elim Bracket.....	A-64
<u>Internet Debate Research by Rich Edwards</u>	A-65
Best Practices for Virtual Meets	A-83
CX District Director Information.....	A-88
CX Certification	A-89
A Note About State Meet Online Registration	A-90
Sample Required Judging Information Form.....	A-91
Judging Guidelines.....	A-92
Sample Ballot.....	A-93
Glossary	A-94
Request for Accommodation	A-98
TILF Scholarship Information	A-99

Links to Resources:

[CX Director Information Form](#)

[Fall Debate Planning Meeting Agenda](#)

[CX Certification Online Form](#)

[Guidelines for using Electronic Retrieval Devices](#)

CX for Beginners Video: <https://youtu.be/Q81uzyl8qdM>

Ethics in Coaching Forensics

Competition can bring out the *best* or the *beast* in coaches and students. Although there are sometimes differences among Texans about just what is “ethical,” there is general consensus that unethical behavior occurs all too often in forensic competition. The attitude of “*win at all costs,*” and “*if your squad is going to use a tactic – my students will use it too, whether it’s right or not,*” is a trap you don’t want to fall into as a beginning coach.

What is unethical when it comes to competition? What should you avoid?

- **Unsportsman-like conduct** – Never treat judges and tournament officials disrespectfully, even if you disagree with their opinion. Your students learn by example. Teach your students sportsmanship and courtesy.
- **Taking shortcuts** – Don’t resort to skipping the important steps of having students check all evidence before using it in a debate round, trying to pass off inappropriate documentation in prose and poetry contests, or illegal materials in the extemporaneous speaking preparation room.
- **“Everybody else is doing it” attitude** – Never excuse unethical behavior just because it seems other coaches are doing something.
- **Looking for loopholes** – Violating the spirit of the rule when the intent is clear by arguing the “letter” of the law is not exemplary behavior. Don’t try to skirt the rules nor teach your students to do so.
- **Abuse of scholarship of the activity** – Forensics is a noble endeavor. Set high standards of decorum for yourself and your students. Using a ballot to punish students from a school you don’t like or whose coach you aren’t fond of, manipulating sectioning/pairings in the tabulation room, doing your students’ work for them, dropping teams without notice, berating or intimidating tournament officials, demonstrating a lack of courtesy toward other competitors, and a general disrespect for rules are not what forensics should be about.

As speech educators, we have a responsibility to our profession as well as our students. We must ensure that the educational aspect of our activities takes precedence over the competitive aspect, and we must be careful how we help students define “winning.”

Place *Integrity* over *Victory*. Be proud of your students if they have done their best. Teach your students not only the written rules, but also the unwritten rules of etiquette and ethics.

Maintaining the Integrity of the Elim Bracket

Maintaining the integrity of the unbroken bracket is justified for the following reasons:

Maintaining Neutrality: Breaking brackets essentially means that the contest director would reseed the elimination pairings to prevent competitors from the same school from debating. Thus, the tournament administrator is adopting an interventionist policy rather than allowing the individual performances as determined by the collective wisdom of the preliminary round judges to determine placement in the elimination rounds. Breaking brackets destroys the integrity and fairness of the seeding determined by those designated to evaluate the debaters and compromises the tournament administrator's ability to maintain impartiality. There is really no fair way to break a bracket. Debaters earn the spot that they have in the bracket by the record they compile in the preliminary rounds. Consider the following example of a quarterfinal round where the pairings are 1-8, 2-7, 3-6, 4-5. UIL instructions for the breaking of brackets at the District or Region tournament, if officials determine to do so, is as follows: "The advantage must always go to the higher ranked debater or team."

For example, if the debaters from the same school are in the 2-7 position (just to use an example), this means that in order to avoid a same school pairing, the school meeting itself now receives a major advantage: The debater or team earning the second seed now moves into the top seed slot and meets the weakest team (the 8th team), depriving the debater/team who earned the top spot from having this (theoretically easiest) match.

If the same school match happens in the 1-8 spot, it is impossible to "advantage" the highest seed – there is no higher spot available than #1.

The problem becomes much more serious in the semifinal round if same schools meet. If the same schools are paired in the 1-4 spot, the #1 team cannot be advantaged, so the UIL procedure becomes unworkable. If the positions of the 1 and 2 spots are switched (to avoid the same school pair), then the #3 contestant in the bracket receives a harder pairing as a result – an outcome that will seem unfair to them.

Equal Playing Field: The point is, there is no universal system available for breaking a bracket that will work all of the time. This puts discretion into the hands of the tournament director. When elimination round brackets are broken, an unequal playing field is created. In every case, the bracket break is unfair to someone.

When a school meets itself, debaters from the same school would be familiar with the positions their opponent would utilize. This doesn't actually create an unfairness considering that both contestants are aware of the positions used by the other. Not only would the negative debater/team know the case used by the affirmative – the affirmative would also know the arguments likely to be used by the negative.

When a school meets itself, there is a countervailing advantage – this match ensures that one team from the school will advance to the next round.

While the breaking of brackets used to be a fairly common tournament practice, it has all but disappeared in the past two decades, with the exception of a few holdouts. The reason so many others have abandoned the practice is that it creates too much discretion in the adjustment of the bracket.

Internet Debate Research

Rich Edwards, Baylor University

2024

Terms

Internet Provider: The commercial service used to establish a connection to the Internet. Examples of a service provider are America Online, Sprint, ATT, MSN, Road Runner, etc.

Internet Browser: The software used to manipulate information on the Internet. The four major browsers in use are Chrome (the Google product), Mozilla Firefox (the successor to Netscape), Safari (the Apple product) and Edge (the Microsoft product). Each type of browser will give you access to the same group of search engines, which is the main thing you will care about.

Firefox has one feature that other browsers lack: it can report to you the last revision date of a Web page (select “Page Info” from the top “Tools” menu to access this function). I teach debaters that a Web page may be dated from the last revision date if no other date is shown on the page; Internet Explorer, Chrome and Safari offer no way to know this date.

The “Wayback Machine” offers another option for discovering the dates that a website was first created and last revised. The Wayback Machine archives Internet sites, and is available at <https://web.archive.org/>. The procedure here is as follows: (1) Copy the URL of the website for which you need the date; (2) Go to the webpage for the Wayback Machine; (3) Paste the URL of the desired website into the search box of the Wayback Machine. For almost all website, the Wayback Machine will then report the time the website was created and the last time it was revised.

URL: This stands for Uniform Resource Locator. It is the <http://www.baylor.edu> etc.

Internet Search Engine: The software used to search for information on the Internet. You will use the same group of search engines, regardless of which browser (Explorer, Firefox, Chrome, or Safari) you may be using. Examples of search engines are Google, Bing, Teoma, Yahoo, Excite, and LookSmart. My personal favorites are Google and Bing.

Metasearch Engines: These are Internet search engines which will submit your search to other search engines. While there were once many metasearch engines, the only major ones remaining are Dogpile and Webcrawler. The metasearch engines advertise that they are superior to any one search engine since they will report results from multiple search engines. While this is useful for some purposes, it is not the best means to conduct debate research. The metasearch engine sends a simple search request to other search engines, meaning that you are foregoing the

opportunity to use the “advanced search” function that almost all major search engines make available to you. This means that you often are losing the capability to do exact phrase searching, limitation by date, limitation by domain, or limitation by file type. It is also often true that you will receive fewer hits from each of the major search engines than if you were to issue the search directly within that search engine.

Domain: Each web page on the Internet will have a closing three letter code such as “.com,” “.edu,” “.gov,” “.net,” etc. The domain tells you something about the origin of the web page. In most instances, the “edu” domain means the web page is housed in or provided by a college or university. The “gov” domain means the web page is maintained by a federal, state, or local government. The “com” and “net” domains usually mean a commercial enterprise. Most of the major search engines (in the advanced search options) allow the debater to limit a search to particular domains.

PDF: This stands for “portable document file” and indicates that a document is being made available in a format which will look just like an original document in print (complete with page numbers). PDF files are designed to be viewed and/or printed in Adobe Acrobat Reader (available free for download from the Internet). The advantage for the debater is that information gathered from a PDF file can be cited at a particular page number (the same page number it would have as if you had access to the original printed document). Almost all congressional hearings (starting with the 105th and 106th Congresses) are available in PDF format. This not only means that you can download a hearing which will be identical to the printed one, but it also means that you have almost immediate access to a hearing once it has been held. PDF files also carry the advantage that they generally are made available from well-established sources on the Internet. Again, however, the software necessary to “read” PDF documents is available free on the Internet. You will know that a document for download is available in PDF format if the Internet URL ends in “.pdf”. Most of the major search engines allow you to search for only those Web pages which make available a PDF download.

HTML: This stands for “hypertext markup language” and is the code used for creating web pages. You don’t really need to be an HTML programmer to be able to write a web page since numerous programs can create the code for you from simple-to-operate menu choices. If you want to view the HTML code used to construct a web page you can do so by selecting the top menu choice for “View” (In either Firefox or Chrome) and coming down to the choice for “Developer Tools.” By selecting “View Source” under “Developer Tools” you will see displayed the native HTML code which creates the Web page.

ARTIFICIAL INTELLIGENCE

Debaters can now explore the potential of artificial intelligence to assist with debate research and the construction of cases, by creating an account at

<https://chat.chatbotapp.ai/landing/register>

As explained in a recent CNBC article written by Ryan Browne, entitled “All you need to know about ChatGPT, the A.I. chatbot that’s got the world talking and tech giants clashing,” offered the following description: “ChatGPT is an AI chatbot developed by San Francisco-based startup OpenAI. OpenAI was co-founded in 2015 by Elon Musk and Sam Altman and is backed by well-known investors – most notably Microsoft. It is one of several examples of generative AI. These are tools that allow users to enter written prompts and receive new human-like text or images and videos generated by the AI” (<https://www.cnbc.com/2023/02/08/what-is-chatgpt-viral-ai-chatbot-at-heart-of-microsoft-google-fight.html>).

While ChatGPT is impressive in its ability to generate essays on any topic, debaters should remain wary about the accuracy of statistics and source citations provided – elements that are essential to ethical debating. Early versions of ChatGPT seemed often to present sources of support that did not actually exist. Later versions do, however, seem to have significantly improved the accuracy of source citation. Debaters should, however, remain cautious; it is essential to personally check the accuracy of citations.

Maximizing the Use of the Search Engine

Why use a search engine? This is the only way to find material on the Internet unless you already know the URL you are looking for. The problem is that you must know the URL precisely; close will not be good enough. In the early days of the Internet folks used to use printed resources such as *Internet Yellow Pages*. But now there are simply too many pages for these types of publications to be useful. Google and Bing, for example, index about 30 trillion Internet pages.

Procedures for effective searching:

What about capitalization? For Internet search engines capitalization no longer matters. Searching for “SECURITY COOPERATION” will produce the same results as “Security Cooperation” or “security cooperation.”

What about quotation marks? Use quotation marks whenever you want the search engine to look for words together as a phrase (assuming you are using a search engine that enables exact phrase searching). If you search for Basic Income (without the quotation marks), the search engine will look for web pages containing the word “basic” and “income” but it will not require that the words be next to each other. By putting quotation marks around “Basic Income” you are requesting only those pages containing the whole phrase. There is no need to put quotation marks around a single word.

How can one limit a search to a particular domain? The best Internet search engines have an “advanced search” or “power search” capability. One of the options in

the advanced search engine is the capability to limit by domain. Limited your search to the .gov domain will, for example, provide an efficient means of finding government publications on the desired search. To access Google's advanced search engine, simply place the words "advanced search" in the Google search box.

How can one search for a particular URL (you know part but not all of the URL)?

Many of the advanced search engines provide the capability to enter a search term and then to indicate whether you wish to make this search apply to "title only," "full-text," or URL. You would, of course, select the URL option.

How does the search engine rank the web pages it reports? This is a somewhat controversial issue. Some search engines receive payment from internet advertisers for the privilege of having their pages reported early in the search list. Most search engines, though, report the web pages in order of the greater number of occurrences of the term. Google's patented PageRank system factors in not only the proximity of the terms but the number of times other users have accessed the web pages.

Quality of Evidence on the Internet

Setting rigid standards will be essential: The Internet makes available web pages from fourth grade students right alongside those from world-class experts. Just as in the print medium, one must make a distinction between the *New York Times* and the *Weekly World News*. Since most debate research is squad-based, meaning it is shared by many students, it is essential that there be agreement on minimum standards for the types of web pages which may be used for debate research. Following are some recommended standards:

NO use of web pages which come from discussion groups or chat rooms.

NO use of evidence from comments posted on blogs.

NO use of web pages where the author's qualifications are unknown.

NO use of web pages where the author is a student in grade school, high school, or college.

NO use of web pages from hate groups or from unidentified organizations.

NO use of web pages which are undated or for which a "last revision date" is unavailable.

Prefer web pages sponsored by one of the following groups:

A government institution

A major educational institution

A recognized "think tank" (RAND, Brookings Institution, Heritage Foundation, CATO Institute, Hudson Institute, etc.)

A reputable journalistic organization (CNN, New York Times, Christian Science Monitor, etc.)

Using the URL to sort out author qualifications: Consider the following example. You enter “John Rawls” and “social safety net” in a Google search. You have a web page returned to you entitled “Notes on ‘A Theory of Justice.’” The web page contains some information which you find useful, but you have no information about the author other than just the name Chilton. You notice from the URL that the web page comes from an “edu” domain associated with something called d.umn, but you don’t know what school this is, and you don’t know whether the author is a professor or an undergraduate student. The URL is <http://www.d.umn.edu/~schilton/3652/Readings/3652.Rawls.ATheoryOfJustice.html>. Take apart the URL to discover more about the author. Click with your mouse up in the URL line and eliminate all of the end of the URL back to schilton, then return. See if you can find more information about the author. If the URL comes from an educational institution with which you are unfamiliar, eliminate all of the end of the URL back to the part which ends in “edu” then hit return. By clicking the button on his web page for “Vita” you can discover information about his background. You find that the author of the web page is Stephen Chilton, Associate Professor of Political Science at the University of Minnesota, Duluth, who earned his Ph.D. from MIT — a good source. But some additional work was needed to determine the qualification. IT IS ESSENTIAL THAT YOU FIND THE PERSON OR GROUP RESPONSIBLE FOR AUTHORIZING THE WEB PAGE. It is NEVER a sufficient qualification that you found it on the Internet.

How to find the date. Some web pages will have the date prominently displayed at the top of the web page. Whenever you have this type of date listed, it should be used rather than the last revision date of the web page. Often, however, there is no date on the web page. In most cases you can find the date by pasting the URL into the Wayback Machine at <https://web.archive.org/>. The Wayback Machine will report the date that the web page was created and the date of its last revision.

How to prepare debate citations from the Internet. Example:

Katherine Klosek, (Dir., Information Policy Association of Research Libraries), *Training Generative AI Models On Copyrighted Works Is Fair Use*, Jan. 23, 2024. Retrieved May 8, 2024 from <https://www.arl.org/blog/training-generative-ai-models-on-copyrighted-works-is-fair-use/>

This is the citation standard required by the National Speech and Debate Association (NSDA), which follows a modified version of the Style Manual of the Modern Language Association (MLA). Authors must be listed if present. Qualifications must be given. The date of the web page must be given. The name of the web page should be presented. At the end of the citation, indicate that it was gathered online and that the online source was an Internet URL (as opposed

to Lexis/Nexis, Dialogue, etc.). The final date is the date that you accessed the Internet material.

Carding Evidence

ADVANTAGES OF ON-DISK EVIDENCE AND BRIEF PREPARATION

Minimize Printing: In the age of the information explosion, it is simply not feasible for debaters to print out a hard copy of everything they think they might need to read. The two major impediments are expense and time. It is expensive (in printer cartridges) for a debate squad to print out all of the materials that active researchers need. It is also time consuming to print big chunks of material; computer labs typically have many computers but a single printer. The printer becomes the bottle neck. The overuse of printing is also environmentally irresponsible. Debaters chunk huge volumes of paper, often printing out a two-hundred page law review article in order to extract two or three cards. This means that hundreds of pages per day of printed or photocopied materials are simply discarded.

More Usable Briefs: Word processed briefs are easier to read (no illegible hand-written tags, no red or blue ink which refuses to photocopy), and they contain much more evidence per page. This ends up saving a squad large amounts of money in photocopy cost. In fact, members of a large squad can simply distribute new positions via disk and have each squad member print out their briefs on their own printer. This dramatically reduces squad photocopy costs. If briefs are to be word processed, it simply makes sense to collect the evidence on-disk. Otherwise, the debater has to re-type the evidence which exists in hard copy.

Sorting is Easy: The old way for debaters to construct arguments (a hegemony disadvantage, for example) is to create piles on a table-top of evidence which is sorted into different parts of the argument. Inevitably, as the argument is being constructed, there are numerous times when the debater thinks, "I know I have that piece of evidence that says . . . but WHERE IS IT?" When evidence is collected, sorted, and filed on-disk, that doesn't happen. If the evidence isn't found in the right category, the debater simply uses the word processor's "find" function to search for the word or phrase. The card is located in seconds. When evidence is prepared on-disk, the debater can simply use the sorting function of the word processor to put the evidence in order.

HOW DOES ONE CARD EVIDENCE ONLINE?

Have Your Word Processor and Internet Browser Both Open at the Same Time: There was a time when computers simply didn't have enough RAM (current memory) to have two large programs open at once. Almost all current

generation computers have plenty of memory to make this possible. Simply open the first program, then minimize the window (minimize button is in the top right corner) and start up the other program. If you are on a PC, switch back and forth between the two programs by clicking the desired program on the start-bar. On the Macintosh, you can switch between programs by using the icon in the top right hand corner of your screen. An alternative method for switching is to overlap the window just a bit so that a corner of both can be seen. When you desire to switch, just click with the mouse on the other window to make that program active.

Steps for On-Disk Carding of Evidence:

Text-Saving Method:

1. Locate the Internet site from which the evidence will come.
2. Construct the evidence citation on the word processor in accordance with UIL and NSDA rules.
3. Highlight the portion of the text from the web page which will makeup the text of the card. Copy the text into memory (on the PC, this is Cntrl-C; on the Macintosh it is Apple-C).
4. Switch to the word processor and paste in the text just below the evidence citation. (On the PC, this is Cntrl-V; on the Macintosh it is Apple-V)
5. Eliminate unwanted carrier returns in one of two ways: (a) click at the beginning of each line and backspace, or (b) use the word processor's search and replace function to eliminate all paragraph breaks.
6. Continue pasting cards into the word processor until you have taken all of the desired cards from the web page. Then copy and paste as many evidence citation tops as needed to match each of the cards.

SORTING EVIDENCE ON THE COMPUTER

Design a filing scheme which will allow addition of categories.

Once filed and sorted, your on-disk evidence file functions just like the "piles of cards" on the table. You use the index to see where the cards are which will support the part of the argument you are putting together, then use the search function on the word processor to find the cards, by searching for R301, for example. Read the cards which are filed there, and select the card or cards you want to insert in the brief. Then cut and paste them.

Suggestions for Online Policy Debate Research

Finding Definitions of Terms:

www.OneLook.com: Access to more than one thousand dictionaries is available through www.onelook.com.

<http://dictionary.reference.com/>: This Web resources says that it is “the world’s largest and most authoritative free online dictionary and mobile reference resource.”

<http://www.yourdictionary.com/>

<http://oxforddictionaries.com/>

<http://www.etymonline.com/>

Newspaper & Journal Articles:

Google News: Google news gives you access to otherwise hard to find news articles on the economic inequality topic. The normal news database is limited to the past 30 days, but you can access the Google News Archive at <http://news.google.com/newspapers> for older articles.

FindArticles: This article search site is maintained by CBS News, available at <https://www.findarticles.com/>

Library of Congress Online Reading Room. From this Web site, the debater can find links to hundreds of online newspapers and journals. <http://www.loc.gov/rr/news/lists.html>

The Write News. This site provides links to all major newspapers maintaining online services. <http://writenews.com/newslinks/>

Research Think Tanks:

American Enterprise Institute: “The American Enterprise Institute for Public Policy Research is dedicated to preserving and strengthening the foundations of freedom—limited government, private enterprise, vital cultural and political institutions, and a strong foreign policy and national defense—through scholarly research, open debate, and publications. Founded in 1943 and located in Washington, D.C., AEI is one of America's largest and most respected think tanks.” <http://www.aei.org/library.htm>

Brookings Institution: “In its research, The Brookings Institution functions as an independent analyst and critic, committed to publishing its findings for the information of the public. In its conferences and activities, it serves as a bridge between scholarship and public policy, bringing new knowledge to the attention of decisionmakers and affording scholars a better insight into public policy issues. The Institution traces its beginnings to 1916 with the founding of the Institute for Government Research, the first private organization devoted to public policy issues at the national level. In 1922 and 1924, the Institute was joined by two supporting sister organizations, the Institute of Economics and the Robert Brookings Graduate School. In 1927, these three groups were consolidated into one institution, named in honor of Robert Somers Brookings (1850-1932), a St. Louis businessman whose leadership shaped the earlier organizations.” <https://www.brookings.edu/>

CATO Institute: “The Cato Institute was founded in 1977 by Edward H. Crane. It is a non-profit public policy research foundation headquartered in Washington, D.C. The Institute is named for Cato's Letters, a series of libertarian pamphlets that helped lay the philosophical foundation for the American Revolution. The Cato Institute seeks to broaden the parameters of public policy debate to allow consideration of the traditional American principles of limited government, individual liberty, free markets and peace. Toward that goal, the Institute strives to achieve greater involvement of the intelligent, concerned lay public in questions of policy and the proper role of government.” www.cato.org

Heritage Foundation. “Founded in 1973, The Heritage Foundation is a research and educational institute — a think tank — whose mission is to formulate and promote conservative public policies based on the principles of free enterprise, limited government, individual freedom, traditional American values, and a strong national defense.” <http://www.heritage.org/>

Hudson Institute: “In Hudson Institute’s policy recommendations, articles, books, conferences, and contributions to the electronic media, we share optimism about the future and a willingness to question conventional wisdom. We demonstrate commitment to free markets and individual responsibility, confidence in the power of technology to assist progress, respect for the importance of culture and religion in human affairs, and determination to preserve America’s national security.” <http://www.hudson.org/>

RAND Corporation: “RAND (a contraction of the term research and development) is the first organization to be called a "think tank." We earned this distinction soon after we were created in 1946 by our original client, the U.S. Air Force (then the Army Air Forces). Some of our early work involved aircraft, rockets, and satellites. In the 1960s we even helped develop the technology you're using to view this web site. Today, RAND's work is exceptionally diverse. We now assist all branches of the U.S. military community, and we apply our expertise to social and international issues as well.” <http://www.rand.org/>

Law Reviews:

University Law Review Project. <http://www.lawreview.org/>

LawTechnologyToday.org. This site provides links to hundreds of law reviews many of which make their archives available online.

<http://www.lawtechnologytoday.org/free-full-text-online-law-review-journal-search/>

Top Intellectual Property Web Sites for Policy Debaters

American Bar Association: Section of Intellectual Property Law (ABA-IPL): https://www.americanbar.org/groups/intellectual_property_law/

This group declares its purpose as to advance “the development and improvement of intellectual property laws and their fair and just administration. The Section furthers the goals of its members by sharing knowledge and balanced insight on the full spectrum of intellectual property law and practice, including patents, trademarks, copyright, design, and trade secrets.”

American Enterprise Institute: <https://www.aei.org>

This organization states its purpose as follows: “The American Enterprise Institute is a community of scholars and supporters committed to expanding liberty, increasing individual opportunity and strengthening free enterprise. AEI pursues these unchanging ideals through independent thinking, open debate, reasoned argument, facts, and the highest standards of research and exposition.” By using the website’s search box, the debater can access articles relevant to the topic, including the following: “Stop the AI Pause” and “AI closes the gap.”

American Intellectual Property Law Association (AIPLA): <https://www.aipla.org/>

This organization describes itself as “a national bar association constituted primarily of practitioners in private and corporate practice, in government service, and in the academic community. AIPLA represents a wide and diverse spectrum of individuals from law firms, companies, and institutions involved directly or indirectly in the practice of patent, trademark, copyright, trade secret, and unfair competition law, as well as other fields of law affecting intellectual property. Our members represent both owners and users of intellectual property. AIPLA was formed to maintain a high standard of professional ethics, to aid in the improvement in laws relating to intellectual property and in their proper interpretation by the courts, and to provide legal education to the public and to its members on intellectual property issues.” Selecting the “Policy & Advocacy” tab will provide access to numerous documents relevant to the intellectual property topic.

Bipartisan Policy Center: <https://bipartisanpolicy.org/>

This group declares its focus as “on policy solutions to strengthen our democracy, promote economic growth and opportunities, and create better health outcomes for all Americans.” Recent articles include the following: “Advancing Innovation, Competition, And Access For Biologics Through Patent Policy” and “So You Want to ‘Beat’ China: Here Are 3 Ways.”

Brookings Institution: <https://www.brookings.edu>

The Brookings Institution explains that its mission is “to conduct in-depth research that leads to new ideas for solving problems facing society at the local, national and global level.” By using the main search box to enter names such as “intellectual property” the debater can access reports such as “What Should the Regulation of Generative AI Look Like?,” “Intellectual Property, Not Intellectual Monopoly,” and “The U.S.-China Tech Rivalry Shapes the Economic Relationship.”

Cato Institute: <https://www.cato.org>

Cato describes its purpose as follows: “The Cato Institute is a public policy research organization – or think tank – that creates a presence for and promotes libertarian ideas in policy debates. Our mission is to originate, disseminate, and advance solutions based on the principles of individual liberty, limited government, free markets, and peace.” Cato Institute scholars typically support conservative political perspectives. Examples of recent articles are “Generative AI and Copyright,” “Streaming Music and Copyright,” and “Waiving COVID-19 Vaccine Patents Would Be Disastrous.”

Commonwealth Fund: <https://www.commonwealthfund.org/>

The Commonwealth Fund declares its mission as “to promote a high-performing, equitable health care system that achieves better access, improved quality, and greater efficiency, particularly for society’s most vulnerable, including people of color, people with low income, and those who are uninsured. The Fund carries out this mandate by supporting independent research on health care issues and making grants to improve health care practice and policy.” Publications available from this website focus on the role of patents in blocking access to pharmaceuticals such as the following: “It’s the Patents, Stupid – Why Drugs Cost So Much in the U.S.,” “Policymakers’ Attention Turns to Drug Patents in the Debate on Prices,” and “For Global Vaccine Access, Overhaul the Patent System.”

Competitive Enterprise Institute: <https://cei.org/>

This group declares that it is “America’s leading advocate of regulatory reform on a wide range of policy issues. We fight for less regulation, more freedom, and fairness for all.” Their conservative political vision is of “a society thriving without unnecessary government burdens, where property rights are secure and Americans are free to prosper.” This website provides access to articles including “Don’t Drink the ‘Right to Repair’ Kool-Aid,” and “Cutting-edge Drugs Could Vanish Under Biden’s Unprecedented Move to Seize Patents.”

Council for Innovation Promotion (C4IP): <https://c4ip.org/>

This group describes itself as “a bipartisan coalition dedicated to promoting strong and effective intellectual property rights that drive innovation, boost economic competitiveness, and improve lives everywhere.” The C4IP goal is to “elevate the importance of strong domestic and international IP rights through a range of advocacy programs, initiatives, and campaigns.” It seeks to “forge a coalition of pro-innovation stakeholders to serve as advocates within political, governmental, and non-governmental organizations.” Under the Menu options, debaters can select the “Media” and then “Op-Eds” tab to gain access to numerous useful articles on the 2024-25 national policy topic.

Center for Strategic and International Studies (CSIS): <https://www.csis.org/>

This organization identifies its purpose as “to define the future of national security. We are guided by a distinct set of values – non-partisanship, independent thought, innovative thinking, cross-disciplinary scholarship, integrity and professionalism, and talent development. CSIS’s values work in concert toward the goal of making real-world impact. CSIS scholars bring their policy expertise, judgment, and robust networks to their research, analysis, and recommendations. We organize conferences, publish, lecture, and make media appearances that aim to increase the knowledge, awareness, and salience of policy issues with relevant stakeholders and the interested public.” By using the search box, debaters can access articles such as “Four Actions to Strengthen the U.S. Intellectual Property System,” “Proposed Federal Use of March-in Rights Would Weaken American Innovation,” and “How a Potential Covid-19 TRIPS Waiver Expansion Would Undermine U.S. Innovation Capabilities.”

Computer and Communications Industry Association (CCIA): <https://ccianet.org/>

This organization describes itself as “an international, not-for-profit trade association representing a broad cross section of communications and technology firms. For more than 50 years, CCIA has promoted open markets, open systems, and open networks. CCIA members employ more than 1.6 million workers, invest more than \$100 billion in research and development, and contribute trillions of dollars in productivity to the global economy.” By clicking the “Advocacy” tab, debaters can access dozens of useful articles including “Digital Copyright Piracy: Protecting American Consumers, Workers, and Creators,” “Understanding AI: A Guide to Sensible Governance,” and “Artificial Intelligence and Copyright.”

Electronic Frontier Foundation (EFF): <https://www.eff.org/>

According to its website, “The Electronic Frontier Foundation is the leading nonprofit organization defending civil liberties in the digital world. Founded in 1990, EFF champions user privacy, free expression, and innovation through impact litigation, policy analysis, grassroots activism, and technology development. EFF’s mission is to ensure that technology supports freedom, justice, and innovation for all people of the world.” By using the search box, the debater can find recent articles such as “Stupid Patent of the Month: Trying to Get U.S. Patents on an AI Program” and “Why Is the U.S. Solicitor General Trying to Change the Law to Benefit Patent Trolls?”

Free State Foundation (FSF): <https://freestatefoundation.org>

According to its website, “the Free State Foundation is a non-profit, nonpartisan think tank. Its purpose is to promote, through research and educational activities, understanding of free market, free speech, limited government, and rule of law principles at the federal level and in Maryland, and to advocate laws and policies true to these principles. FSF focuses on eliminating unnecessary and counterproductive regulatory mandates, especially those applicable to the communications and other high-tech industries, and on reducing overly burdensome taxes, protecting individual and economic liberty, including property rights, and making government more effective, efficient, and accountable. The scholars of The Free State Foundation, led by Randolph May, have decades of experience in the public policy arena and academic settings promoting free markets, secure property rights, and individual liberty.” The website’s “Publications” tab will offer access to articles such as “The ‘No AI Fraud Act’ Would Secure IP Rights Consistent With the First Amendment” and “Copyright Case Affirming Human Creativity Sets the Stage for AI Issues.”

Heritage Foundation: <https://www.heritage.org/>

This group claims to be “building an America where freedom, opportunity, prosperity, and civil society flourish. Heritage’s mission is to formulate and promote public policies based on the principles of free enterprise, limited government, individual freedom, traditional American values, and a strong national defense. Heritage’s world-renowned experts – deeply experienced in business, government, the military, nonprofits, academia, and communications – spend each day developing innovative solutions to the issues America faces. From empowering parents in education, reversing growing spending and inflation, and protecting the unborn, to securing America’s borders, countering the threat of Communist China, holding Big Tech accountable, and ensuring free and fair elections – Heritage is on the front lines in the fight to help Americans thrive.” Recent documents available on this website include the following: “Big Tech’s Abuse of Patent Owners in the PTAB Must End” and “For Biomedical Innovation, Congress Should Follow the Maxim ‘First, Do No Harm.’”

High Tech Investors Alliance (HTIA): www.hightechinventors.com/

This organization explains its mission as to promote quality in the U.S. patent system: “Innovation is what drives success in the high-technology industry. The present crisis of patent quality, baseless patent assertions, and the scourge of patent troll litigation must be remedied so that the patent system works properly and supports innovation. The High Tech Inventors Alliance (HTIA) advocates for balanced reforms in the Patent and Trademark Office, the courts, and Congress that address the root causes of these problems while advancing a patent system that promotes investment in new technologies and American jobs. We collectively invested over \$146 billion in research and development last year, hold nearly 350,000 U.S. assets and support tens of millions of jobs created as a result of the innovative goods and services our members provide.” Articles available by clicking the “Resources” tab include the following: “Address Threats to the U.S. Patent System: Promote American Jobs And Innovation” and “Inter Partes Review Is Working.”

Hoover Institution: www.hoover.org

According to its website, “the Hoover Institution seeks to improve the human condition by advancing ideas that promote economic opportunity and prosperity, while securing and safeguarding peace for America and all mankind.” By using the search box on the website’s home page, the debater can access document such as “The Real Contest With China,” “China’s Grand Strategy For Global Data Dominance,” and “China’s Future Ain’t What It Used to Be.”

Independent Institute: <https://www.independent.org/>

This group declares that its mission “is to boldly advance peaceful, prosperous, and free societies grounded in a commitment to human worth and dignity.” While it seems that Independent Institute scholars tend to express politically conservative viewpoints, the group’s official position is that it is not influenced by partisan politics: “Today, the influence of partisan interests is so pervasive that public-policy debate has become too politicized and is largely confined to a narrow reconsideration of existing policies. In order to fully understand the nature of public issues and possible solutions, the Institute’s program adheres to the highest standards of independent scholarly inquiry.” Recent reports include the following: “Protecting Intellectual Property Rights Will Save Lives Now and in the Future,” “Why Are There Drug Shortages,” and “Price Controls on Drugs Would Save Lives, but Also Take Them.”

Institute for Policy Innovation (IPI): <https://www.ipi.org/>

This group writes that its “focus is on approaches to governing that harness the strengths of individual liberty, limited government, and free markets. IPI emphasizes getting its studies into the hands of the press and policy makers so that the ideas they contain can be applied to the challenges facing us today. IPI is engaged in an extensive publication program of policy studies, issue briefs, newsletters and books on public policy issues, all of which are available in electronic form at this site. Though IPI is a non-partisan organization, we approach policy issues from a consistent philosophical viewpoint of individual liberty and responsibility, free markets, and limited government.” By using the search box, the debater can gain access to articles such as “Blame Washington for Drug Shortages” and “Intellectual Property Protection Is the Key to Our Innovation Economy.”

Intellectual Property Owners Association (IPO): <https://ipo.org/>

According to its website, the “IPO advocates for effective and affordable IP ownership rights and offers a wide array of services, including supporting member interests relating to legislative and international issues; analyzing current IP issues; providing information and educational services; and disseminating information to the public on the importance of IP rights.”

Mercatus Center at George Mason University: <https://www.mercatus.org/>

According to its website, this organization seeks to advance “knowledge about how markets solve problems and help us lead happier, healthier, and richer lives. For more than 40 years, Mercatus has supported leading talent and scholarship in the mainline economics tradition, applying rigorous research to real-world concerns.” Recent articles include “Aligning Intellectual Property, Antitrust, and National Security Policy,” “Think Big: Tell Us Your Wildest New Year Dreams for IP,” and “From AI to Amgen, Here’s Everything IP that Mattered in 2023.”

National Bureau of Economic Research: <https://www.nber.org/>

This organization describes itself as “a network of nearly 1,700+ economists who hold primary appointments at North American colleges and universities. These researchers are leaders in the field: Forty-three current or former NBER affiliates have been awarded the Nobel Prize in Economic Sciences, and 13 have chaired the President’s Council of Economic Advisers.” Recent articles include “Blockchain for Timely Transfer of Intellectual Property,” “Intellectual Property Infringement by Foreign Firms: Import Protection through the ITC or Court,” and “Patenting Inventions or Inventing Patents? Continuation Practice at the USPTO.”

National Intellectual Property Rights Coordination Center (IPR Center): <https://www.iprcenter.gov/>

According to its website, “the IPR Center is the U.S. government’s frontline response to stop global IP theft and enforce international trade laws. The IPR Center strives to share critical information and raise awareness to the dangers of IP theft, fraud, cyber intrusions, and trade violations by coordinating with 25 key federal and international government agencies, as well as private sector partners to combat IP theft around the world. Through these partnerships the IPR Center can disrupt illegal activities, investigate bad actors and disseminate necessary information to protect the U.S.”

New York Times: www.nytimes.com

The *New York Times* is a premier U.S. newspaper for coverage of national security and privacy issues. As with many newspaper websites, however, access is limited for non-subscribers. This website allows non-subscribers free access to up to 10 articles per month. Find the website’s search engine by first clicking the three horizontal bars at the left side of the page. By entering “intellectual property” in the search box, the debater can access articles such as the following: “Boom in AI Prompts a Test of Copyright Law,” and “China Continues to Fall Short of Promises to Protect Intellectual Property, U.S. says.”

Office of the Intellectual Property Enforcement Coordinator (IPEC): <https://www.whitehouse.gov/ipeec/>

According to its website, “the Office of the Intellectual Property Enforcement Coordinator (IPEC) was established in 2008 to advise the President and coordinate with Cabinet departments and agencies on the development of the United States’ overall intellectual property policy and strategy, to promote innovation and creativity, and to ensure effective intellectual property protection and enforcement, domestically and abroad. It is part of the Executive Office of the President.” Reports available from this website include an 163-page document entitled “Annual Intellectual Property Report to Congress.”

Office of the United States Trade Representative: <https://ustr.gov/>

This office is responsible for the negotiation, implementation, and monitoring of intellectual property provisions of trade agreements; bilateral and regional engagement through IP dialogues with trading partners; multilateral engagement on IP issues through the World Trade Organization (WTO), and implementation of trade policy in support of U.S. innovations, including those in the pharmaceutical and medical technology industries. The “News” tab will provide access to documents such as “2023 Special 301 Report on Intellectual Property Protection and Enforcement” and “Findings of the Investigation into China’s Acts, Policies, and Practices Related to Technology Transfer, Intellectual Property, and Innovation under Section 301 of the Trade Act of 1974.”

Public Citizen: <https://www.citizen.org/>

According to its website, “Public Citizen is a nonprofit consumer advocacy organization that champions the public interest in the halls of power. We defend democracy, resist corporate power and work to ensure that government works for the people – not for big corporations.” Recent articles include “People Over Patents” and “Analysis Shows Amgen’s Gaming Of Patent System Cost Medicare More Than a Billion in Savings Over Less Than Four Years.”

Software & Information Industry Association (SIIA): www.sii.net

This organization describes itself as “the voice for the specialized information industry. Our members provide data, content and information that drives the global economy, informs financial networks and connects learners and educators. SIIA unites, defends and promotes our diverse membership. Learn more about our educational and networking opportunities, events and benefits helping you grow your business, your career and the industry at large.” By entering “intellectual property” in the search box, the debater can access articles such as “The Case for Right to Repair Has Not Been Made,” and “The Copyrightability of Generative AI Output.”

R Street Institute: <https://www.rstreet.org/>

According to its website, “the R Street Institute is the leading think tank engaged in policy research in support of free markets and limited, effective government. We work to bolster American innovation, increase consumer choice and protect individual liberty and believe in smaller, smarter government. We are a think tank for the modern age. We focus on deep scholarship and pragmatic policy solutions that many groups tend to neglect. Our goal is to publish timely, relevant research and analysis that advances a market-oriented society and limited, effective government. To that end, our motto is: “Free Markets. Real Solutions.” Recent articles available from this website include the following: “How a Broken Patent System Contributes to Unaffordable Prescription Drugs” and “Patent Trolls, Legitimate Plaintiffs Expose Flawed Patent Process.”

United for Patent Reform: www.unitedforpatentreform.com

This group describes itself as “a broad coalition of diverse American businesses, small and large – from national construction companies, automobile manufacturers, and technology businesses to Main Street retail shops, realtors, hotels, grocers, convenience stores, and restaurants – that have come together to advocate for a comprehensive solution to abuses of our current patent system.” By clicking the “Resources” tab debaters can access articles such as “Abusive Patent Litigation Continues to Rise” and “Startups and Patent Trolls.”

United States Chamber of Commerce: <https://www.uschamber.com/>

The U.S. Chamber of Commerce explains that its mission is to represent the interests of the business community: “Since our founding, the U.S. Chamber has advocated for policies that help businesses create jobs and grow our economy. Building on a strong legacy of trust and track record of success, we help today’s businesses start, grow, and thrive in a complex and constantly changing macro environment. We inform our members with timely policy analysis and legal advice, connect them with leaders in business and government through world-class events and intimate gatherings, and equip them with tools and resources to help them succeed.” Recent articles available from this website include “A New Narrative on Intellectual Property Rights: A Blueprint to Safeguard America’s Innovators, Creators, and Brand Owners,” and “Making the Case: The Economic Rationale for Intellectual Property Rights.”

United States Congress: www.congress.gov

This website provides a one-stop-shop for access to current legislation. By clicking the “Legislation” tab and using the search box, the debater can receive an update on the status of bills or resolutions dealing with the 2024-25 topic. Some recent examples in the 118th Congress are S.2173: “Trademark Licensing Protection Act of 2023” and S.511: “Protect America’s Innovation and Economic Security from the Chinese Communist Party Act.”

United States Copyright Office: <https://www.copyright.gov/>

This is the official site of the U.S. Copyright Office, which is a department of the Library of Congress, whose mission is to promote creativity by administering and sustaining an effective national copyright system. This site provides an overview of U.S. copyright law as well as useful information on topics such as “Copyright and Artificial Intelligence,” “Copyright Small Claims,” and the “Music Modernization Act.”

United States International Trade Commission (ITC): <https://www.usitc.gov/>

This is the primary U.S. government agency to investigate claims regarding intellectual property rights in U.S. trade relations with other countries, including allegations of patent infringement and trademark infringement by imported goods. The Commission also adjudicates complaints of unfair competition involving imported products, such as infringement of registered copyrights, misappropriation of trade secrets or trade dress, and false advertising. Hundreds of reports on particular investigations are available by clicking on the link for “Staff Publications and Research Papers.” Examples of recent reports include “Right to Repair: Impact on Competitiveness of Agricultural Machinery,” “Offshore Wind Is Blasting Into the United States,” and “Quantum Computing: Industry Developments.”

United States Patent and Trademark Office (USPTO): <https://www.uspto.gov/>

This is the official U.S. government agency for granting patents and registering trademarks. The USPTO implements the mandate of Article I, Section 8, Clause 8, of the Constitution that the legislative branch “promote the Progress of Science and useful Arts, by securing for limited Times to Authors and Inventors the exclusive Right to their respective Writings and Discoveries.” Recent articles available from the “Recent News” section of this website include “USPTO Expands and Extends Climate Change Mitigation Pilot Program,” “Trademarks and Patents in China,” and “Economic Value of Intellectual Property.”

Virtual Meets

With the advent of the unprecedented global pandemic, it was speech and debate coaches that problem-solved by designing a way for speech tournaments to continue on in spite of the health crisis. With schools, cities, even countries under lockdown, the virtual world became the method of competing. Speech and debate contests are designed and at their optimum value as in-person competition with judges face-to-face with competitors, and rooms filled with audience members. But, the virtual world through computers and the Internet provided a way to continue the critical world of forensics for students during the crisis.

Although in-person competition is definitely preferred, our experiences in the virtual world convince us that some things we experienced were actually good and should be retained once we do find normalcy again. Some schools will continue to sponsor virtual tournaments, providing Texas students with limited travel opportunities the ability to compete against schools hundreds of miles on the other side of the state from them or even out of state, and diversity of competition is a good thing. Judges don't have to travel to a central site so recruiting a variety of judges from a wide array of geographical areas enhances the pool and provides different perspectives and feedback to competitors.

In addition, tournament hosts have new and innovative methods of administering tournaments efficiently. Electronic tournament management systems were designed out of necessity to provide electronic ballots. These make sense to continue even as tournaments revert to in-person because of their expediency, efficiency and the reduction in cost, in addition to their contribution to promoting ecology. So, in an effort to continue to embrace the virtual tournament world, in this chapter, you will find information on best practices when your students compete virtually.

BEST PRACTICES FOR VIRTUAL CX DEBATE

Preparation

Prepare before the start of actual competition rounds by participating in online practice rounds and using test rooms provided by the specific video platform a tournament is using. You must practice with your technology before you enter a competitive tournament so that you will be prepared to understand when you are having issues and how to diagnose those problems before they interfere with your actual competition.

Technology Set-Up

Technical set-up is critical to consider in advance. Your computer should be fully charged or, preferably, plugged in. The battery is drained rapidly when using video conferencing software.

Laptop is the best option since most have a built-in microphone and web cam. Tilting the laptop screen can easily adjust the position of the webcam. Purchasing an ethernet cable to hardwire to the router is recommended to improve connectivity. This is far more stable than wi-fi.

A desktop with microphone and webcam can also work. Tablets and phones are the least preferred options for a few reasons: positioning the camera can be tricky; a cell phone hotspot is not likely to have a fast enough connection to provide stable videoconferencing; it requires a few more steps when using Video Meeting apps; moving these devices creates a lot of movement on the screen.

If you do not have the latest and greatest technology, do not worry. Judges will not be judging you on your technical set-up but on the quality of your performance.

Competitors should enter the virtual contest early to test technology in advance. If using wi-fi, check the connection. Turn off unnecessary devices. Test the microphone. Try to minimize simultaneous connections to the router to improve video quality.

Location

Try to secure a separate room away from noise and other people and one that has good lighting. If using a wireless connection is necessary, be as close as possible to the router. Inform others of the tournament schedule and required privacy to compete. Be aware of when to be online and show up early.

Cameras

Adjust the web camera taking into consideration what can be seen in the “virtual box”, and adjust the side lighting so as not to be a dark shadow on the screen. Adjust the room. These adjustments might include: a visual background free from distractions, turning on a desk lamp for back lighting, turning off a ceiling fan to eliminate distraction, removing pets that might make noise and making sure what shows in the background is organized and uncluttered.

You want your camera to be at eye level. That may mean placing your laptop on boxes. If you choose to stand when debating, avoid standing in front of a window or directly under a light fixture.

Audio

Be certain you have silenced notifications for texts, emails, social media and silence your cell phone.

Microphones

Debaters should mute their microphones when not speaking. Double-check it is muted before beginning prep time.

Technical Problems

Technology issues should be reported immediately through a tournament help line or email. The specific “help” procedure should be communicated by tournament officials in advance of the meet.

To Improve Connectivity:

- **Wired Internet Connection**
Plug your computer into the router (the network device that provides Internet connection) with a network cable. The computer may need an adapter to make this possible.
- **Move closer to the router.**
If wired is not an option, the next best option is to place your computer in the same room as the router. The closer the device is to the router, the better the signal quality. The video/audio could freeze if the device is too far away.
- **Reboot the router.**
If the device has repeated connection issues, reboot the router to reset all connectivity.
- **Minimize interference.**
Remove any solid objects between the wi-fi antenna and the router. Avoid using appliances while online, if possible.
- **Don't crowd the router.**
Reduce additional Internet usage while online. (Netflix, etc. should not be streaming in the other room)

Coach Notifications

Online Procedures

Familiarize yourself and your students with the tournament management software. Get any necessary accounts or registration set up ahead of time.

Be sure online registration includes your current cell phone number and an email address that is accurately entered. If you have more than one email address, make a note of which one you have entered in the tournament management software. Cell or email is how each person will receive postings and ballots.

Carefully make sure student names registered on the team roster in the tournament management system match the student account name entered. Example: if you entered the student as “Johnny Smith”, they should not enter themselves as “Jonathan Smith.” Take the time to proof email addresses and phone numbers (if used) to confirm they were entered not only correctly but consistently.

Plan in advance how to keep in contact with your students. There are apps available that do not require sharing cell phone numbers, a practice some school districts prohibit. Discuss protocols with the team regarding pre-round meetings, check-in and during the tournament.

Know how to access the specific tournament online video conference being used.

Be available at all times that your students are competing. Make sure you are aware of your judging obligations. Have contact information for tournament personnel.

Judge Notifications

Preparation

Judges should prepare to enter the world of online judging before the start of actual competition rounds. Access adjudication training presented digitally or via video.

Technology

Technology set-up is important to consider. Become familiar with the tournament management system and platform. Review all instructions provided by the tournament host and ask questions well in advance of the competition.

Equipment

Judges should use laptops or desktops when adjudicating rounds, not a tablet or a mobile device.

Keep your video on at all times but your microphone off while students are performing. Some judges wish to open one Chrome tab to watch the speaker and another to fill out the e-Ballot. Alternatively, you may wish to write notes on paper while observing the round and then transcribing the notes to the e-Ballot at the end of the round. Others use 2 devices. Experiment in advance to discover what works best for you.

Note: Some tournament software allows you to submit your results and add the comments afterward submitting your ranks, which allows the tab staff to access your rankings to keep the tournament on schedule.

Procedure to Start the Round

Verify the student's name or code and have the contestant reply "Here". This is a quick and easy way to test the audio for each student.

Environment and Disruptions

Judges are encouraged to remember that participants come from diverse backgrounds and we celebrate that we have economic diversity in our community. A student should not be penalized for things beyond their control. This may include unanticipated interruptions, technical issues or streaming quality and the visual background students have available to them. A student who cannot afford expensive equipment should be judged the same as one who can.

Technology Problems

Common tech issues, if a student needs help: (avoid interrupting a debate unless the issue is so bad you can't overlook it)

- Lagging audio – participant can turn off video briefly to improve bandwidth
- Noise in the audio – participant can mute themselves if they are not speaking
- Video quality – participant can readjust light or screen angle
- Disconnection – wait a reasonable amount of time for participant to reconnect The Contest •

Director should use discretion in determining the length of time that is reasonable.

Contact Info

Each tournament will have a Help Desk system that will be clearly explained before the tournament begins. Be certain the tournament officials have your current cell phone number and that you know how to reach them, should problems arise.

**Be aware of Temporary Rule Waivers and Contest Procedures when
this contest is administered virtually.**

CX District Director Information

DEADLINE: NOVEMBER 1

Completion of this online form by the district meet official is required by November 1. Link can be found on the Speech/Debate page of the UIL website.

<https://www.uiltexas.org/machform/view.php?id=68>

Completing this form gives you information about how to obtain authorization to set up your meets in the spring meet entry system and tells us where and how many sets of materials to mail you.

Thank you in advance for your assistance in the completion of this form.

If you have any questions or difficulties with the form please email or call Jenny Nichols jnichols@uiltexas.org or 512-232-4927.

CX Debate Certification Form

To submit the CX Debate Certification Online Form please visit:

<https://www.uiltexas.org/machform/view.php?id=110508>

Do I need to submit this form?

YES, if:

- Your first place team competed in a district meet with ONLY one school entered.
- Your second place team competed in a district meet with ONLY one school entered.
- Your second place team competed in a district meet with less than EIGHT teams competing.

No, if:

- Your first and/or second place team competed in a district meet with EIGHT or more teams competing.
- Your first place team competed in a district meet with more than ONE school competing.

What will meet the CX certification requirement?

- competitive debate rounds at invitational tournaments, in-person or virtual
- two or more schools' participation in mini-tournaments where the debaters are judged by someone other than the coaches involved and a winner is declared
- district debate tournament rounds against opposing schools

What will not meet the CX certification requirement?

- classroom debates
- practice rounds against own teammates
- non-judged festival rounds
- district rounds against your own school
- bye rounds


Online Deadline

- If applicable to your district, online submission must be received by the deadline posted on the UIL website.

PLEASE NOTE: In the event a team is not certifiable, their school should notify Jana Riggins, State Director in the State Office, jriggins@uiltexas.org in writing no later than the certification date. At that time, the alternate team would need to provide proof of certification in order to advance to State.

Note About State Meet Online Judge Registration:

The Judge form on the next page is a sample of the form that you or your judge will be required to complete **online from the speech section of the UIL website** if you qualify a team for state. You are responsible for reviewing the State Meet information for coaches posted on the CX State Tournament Information page upon the conclusion of the UIL district meet. The official judge form has a specific deadline to be submitted **online**. Failure to do so will incur a **\$100 fee** and endanger the team's qualification status. Your team will not be advanced from district to state without the official judge form being completed **online** by the specified dates. As the paradigm information on the form will be published for the debaters at the state meet, it is important that you carefully consider the information you provide, and that the information accurately reflects your judging philosophy.



Late Fee

\$100

JUDGE SUMMARY REPORT - SCHOOL JUDGES

CONFERENCE

Judge Name

Work Phone

Home Phone

Date & Time Submitted

6/8/2015

3:42:04 PM

Preferred E-mail Address

Cell Phone

Fax

Coach Fulfilling Obligation

- School Obligation
- UIL Hired
- Hired After Drop
- Not Judging

School

Conf Dist

Coach name (if different)

- Judging both sessions (with differing status)

Debate Team

 &

- 1 for 2, guar. octas
- guar. octas only

Experience/Affiliation

Policy Debater in HS

Policy Debate (NDT) in College

Coach Policy Debate in HS

Policy Debate (CEDA) in College

Coach Policy Debate in College

LD Debate (NFA) in College

Should Not Judge

Parli Debate (NPDA) in College

Paradigm

- Policymaker
- Stock issues
- Tabula rasa
- Other

Judge CX Often? Yes # Rds. on Topic # Tourn. on Topic

Tourn. list -

New in 2?

- Yes
- No
- Sometimes (exp)

Comm. Skills vs. Res. of Issues

- Communication skills are more im
- Resolution of substantive issues i
- Communication skills and resoluti

Quantity vs. Quality of Evidence

- Quantity of evidence is more impc
- Quality of evidence is more impor
- Quantity of evidence and quality c

Philosophy Statement

Quantity of Arguments

Limited 1 2 3 4 5 Unlimited

Topicality

Rarely vote on 1 2 3 4 5 Vote on often

Counterplans

Unacceptable 1 2 3 4 5 Acceptable

Disadvantages

Not Essential 1 2 3 4 5 Essential

Conditional Arguments

Unacceptable 1 2 3 4 5 Acceptable

Kritiks

Unacceptable 1 2 3 4 5 Acceptable

Style & Delivery



Judging Cross-Examination Debate

1. Debate is a contest in arguing a specific resolution. Each affirmative team will interpret the resolution differently and offer a specific plan, outlining potential advantages to adopting the plan. Your task is to determine whether the affirmative proves that the adoption of its plan would be desirable.
2. Regardless of your judging philosophy, there are multiple arguments that may occur in a debate. Below are six common ones. To make your decision, you should take notes, and after the round, balance the issues. This will help you determine, *based on what the debaters actually presented in the round*, whether adopting the affirmative plan is desirable.

Key Issues

- Topicality: Does the affirmative team offer a plan within the current resolution?
- Inherency: Has the affirmative case shown that the status quo is unable or unwilling to redress the harm?
- Impacts: If the plan is not passed, what potential harmful situation will occur? What advantage is there to the plan? How big are the impacts? Are they likely?
- Solvency: Has the affirmative case shown that the plan will solve all or a significant portion of the impacts?
- Disadvantage: The negative team may offer disadvantages explaining how the affirmative case causes its own harmful impacts. Is this impact likely? Does it outweigh the affirmative cases' impacts?
- Counterplan: The negative may propose a specific counterplan as an alternative to the affirmative plan. Does the counterplan solve for the impacts of the disadvantages or others?

3. **Making the decision:** *Depending upon your judging philosophy*, you might follow the sequence below:
 - a. **Is the affirmative plan topical?** Unless the negative disproves this, assume it is. Don't use your own bias. If the negative has shown that the plan is not topical, then most judges will vote negative (disregarding items b and c below).
 - b. **Inherency/Solvency Balancing:** If the negative has made arguments about inherency or solvency, ask how much would be gained by adopting the affirmative plan after considering these arguments. If some advantage remains, then move to item c below.
 - c. **Disadvantages Balancing:** Balance the gains expected by adopting the affirmative plan with any disadvantages the negative has proven would occur by adopting the plan. Determine if the impacts from the disadvantages are worse than the impacts from the affirmative case.
 - d. **Plan/Counterplan Balancing:** If the negative has offered a counterplan, the question is whether the counterplan offers a good reason to reject the affirmative plan or whose plan solves for more significant impacts.
4. **Speed of delivery:** Some debaters have developed an excessively rapid style of delivery that interferes with the element of communication that is basic to debate. The ballot provides an avenue for indicating to the debater that speed of delivery did or did not interfere with communication. If the speaker's speed of delivery interferes with your ability to follow the course of the debate, you should lower the speaker points.
5. **Filling out the ballot:**
 - a. Record decision (affirmative or negative)
 - b. Award points (30 points is highest; 20 is the lowest) to each debater. **Since speaker points are a crucial determinant of advancement, avoid excessively low speaker points unless truly warranted.**
Speaker Criteria: Organization, Evidence, Analysis, Refutation, Oral Style, Speed of Delivery
 - c. Award ranks (1, 2, 3, 4 with 1st being awarded to the debater with the most points and so on) to debaters. Points and ranks should correspond.
 - d. Write your reasons for your decision in the space provided.
 - e. Sign your ballot.

Presenting a very brief preview of argument order before speeches, often referred to as a "roadmap," aids in clarity of the round and is not considered part of the speech. However, debaters should not abuse this privilege by excessive length of the roadmap. Abuse may count against a team at the discretion of the judge(s).

Note: Beware of your own implicit bias. Avoid comments about student's attire.



CROSS-EXAMINATION DEBATE BALLOT

Conference: _____ Date: _____ Judge: _____ Room: _____ Round: _____

Affirmative Team # _____ Negative Team # _____

Assign speaker points to each debater ranging from 20-30 points. Rank each debater from 1 to 4 in order of excellence (1 for best, 2 for next best, 3 and 4). Delivery that interferes with effective communication should be penalized.

Speaker Criteria

Organization • Evidence • Analysis • Refutation • Oral Style • Speed of Delivery

The best ballots teach and encourage the student. Please offer areas of improvement and positive attributes.

AFFIRMATIVE TEAM

NEGATIVE TEAM

		Points (20-30)	Rank (1-4)			Points (20-30)	Rank (1-4)
1st Speaker	_____	_____	_____	1st Speaker	_____	_____	_____
	<i>(first) (last)</i>				<i>(first) (last)</i>		
2nd Speaker	_____	_____	_____	2nd Speaker	_____	_____	_____
	<i>(first) (last)</i>				<i>(first) (last)</i>		

The significant clash(es)/issue(s) used as the basis for my decision were:

In my judgment, the _____ team won the debate.
(Affirmative or Negative)

Low point win? Yes No
(circle one)

Signature of Judge

Affiliation

GLOSSARY OF TERMS

ADVANTAGE:	A benefit achieved through adoption of the Affirmative's plan or the negative's counterplan.
ADVOCACY:	The act of defending a policy or a kritik.
AFFIRMATIVE:	The team that affirms and defends the resolution.
AGENT OF ACTION:	The entity responsible for ensuring the Affirmative's plan is put into action.
ANALYSIS:	The logic and reasoning behind an argument.
BALLOT:	Form the judge uses to record the decision of a debate round.
BLOCK:	A set of prepared arguments or briefs focused on a certain single issue.
BRIEF:	An outline of arguments and evidence supporting one side of a resolution.
BRINK:	An argument that demonstrates when an impact is likely to happen.
BURDEN OF PROOF:	The Affirmative obligation to present a prima facie case supporting the resolution.
CASE:	A policy that the Affirmative advocates to uphold the basis of the resolution.
CLASH:	A direct confrontation of arguments in a round.
COMPETITIVENESS:	A requirement of a counterplan. A counterplan must have some characteristic that does not allow it to exist at the same time as the Affirmative policy. If the counterplan is not competitive, there is no reason for the judge to vote for it.

CONDITIONAL COUNTERPLAN:	A counterplan that is offered upon the rejection or acceptance of a preceding argument.
CONDITIONALITY:	An “even if” argument. Conditional arguments are offered upon the rejection of a preceding argument.
COUNTERPLAN:	A policy that the Negative suggests for adoption in place of the Affirmative plan.
COUNTER WARRANT:	The analysis that asks the judge to reject an argument because the analysis presented to support the argument is flawed.
CROSS-EXAMINATION:	A time format which allows one debate team to question their opponent. This period of time occurs following the opponents constructive speeches.
DISADVANTAGE:	A problem or harm that would occur if the Affirmative plan is passed.
DOUBLE TURNING:	To reverse the link to a disadvantage and reverse the impact outcome simultaneously.
DROP:	To leave an argument unanswered or neglect to carry on an argument in future speeches after the opponent’s response.
EFFECTS TOPICALITY:	To be topical through effects of the Affirmative plan. In other words, the plan itself is not topical; only the outcome of the plan falls within the topic.
ENFORCEMENT:	The provision that insures a plan or counterplan would be carried out.
EVIDENCE:	Establishment of a fact with a quote from a printed source; usually found in government documents, newspapers, magazines, journals, books, and interviews.
EXTEND:	To develop an argument in debate. This involves refuting a response to an argument instead of simply repeating old arguments.

FEDERALISM:	A common disadvantage that argues that the Affirmative's plan or the Negative's counterplan upsets the balance of state and federal power.
FIAT:	The assumption that the policy or policies being debated would be put into effect.
FLOOR:	The right to speak.
HARMS:	Problems or undersirable conditions.
IMPACT:	The consequences of policies.
IMPACT TURN:	The argument that the impact is actually beneficial instead of detrimental.
INHERENCY:	The Affirmative burden to prove that the significant problem presented by the Affirmative is part of the status quo and not subject to change on its own.
JUSTIFICATION:	An argument that refers to either side to explain why their policy is right.
KRITIK:	A critical argument that questions the assumptions of the Affirmative plan.
LAY JUDGE:	A judge who is inexperienced at judging debate.
LINK:	A part of a disadvantage or kritik that establishes what the Affirmative or negative causes before the effect.
LINK TURN:	To prove the link beneficial instead of detrimental.
MINOR REPAIR:	An alteration of present policy without a major change.
MUTUALLY EXCLUSIVE:	An argument that proves that the Negative's counterplan and Affirmative's plan cannot co-exist.
PARADIGM:	The way a judge views or examines a debate.
PERMUTATION:	A process whereby one side in a debate takes over part of their opponent's argumentation.

PLAN:	The specific solution proposed by the Affirmative to implement the resolution.
PLAN-MEET NEED:	Something that an Affirmative plan or Negative counterplan must do before solvency can be accomplished. Requirement that the plan be able to meet the needs or eliminate the problems in the present system.
PRESUMPTION:	Power of the Negative to assume the status quo is adequate until the Affirmative proves otherwise.
PRIMA FACIE:	Latin phrase meaning “at first glance”; a prima facie case would be one that a responsible and prudent person would accept at first look.
SPREAD:	To speak rapidly in an effort to introduce an abundance of arguments and analysis into the debate.
STANDARDS:	Criteria establishes to define and determine the scope of the resolution in a topicality argument.
STATUS QUO:	Current state of existence; present system.
STOCK ISSUES:	Major points of disagreement in a debate.
TAB ROOM:	The designated area at a tournament where the results of each contest are tabulated.
THRESHOLD:	An argument that questions how much of a link to a problem there has to be to cause the final impact.
TOPICALITY:	Burden of the Affirmative to stay within the parameters established by the resolution.
TURN:	To prove an opponent’s argument is beneficial to your side.
UNIQUENESS:	The part of a disadvantage that proves the impact has not yet happened.
WARRANT:	The analysis behind an argument.

Academics - Request for Accommodation Process

Submitting a Request

The University Interscholastic League will consider requests to accommodate a student with physical or mental impairments. The school should submit the Request for Accommodation form located at the link below with the appropriate signatures **a minimum of two weeks before** the contest in which the accommodation is sought. Requests submitted after that time, absent extenuating circumstances, will not be granted.

Request for Accommodation Form: <http://www.uiltexas.org/academics/resources/forms>

The request shall adhere to the accommodations provided by the student's Sec. 504 Committee and/or A.R.D. Committee. No student records are to be submitted to UIL. The only required submission is the signed request with rationale for the accommodation. The completed form should be submitted to the UIL office, Music, Athletics or Academics, that administers the game or contest in question.

Approval Letter

A response letter from UIL granting or denying the requested accommodation will be provided to the school. A UIL letter approving the accommodation can be submitted at any level of the competition. It is the coach's or sponsor's responsibility to notify and provide a copy of the UIL approval letter to the meet director well in advance of the competition. If the student advances to the next higher meet, it is the responsibility of the student's school to notify the region and/or state meet director immediately.

Additional costs or equipment required for accommodations are the responsibility of the school district. It is the responsibility of the host school, contest director and contestant to follow any applicable UIL ethics code or other applicable UIL rule to ensure the honesty of the competitors and the integrity of the competition.

Approval Process

Requests are handled on a case-by-case basis. The facts matter in each case. Just as an example, accommodations have been approved for visual impairments, dyslexia, motor skill impairments and special circumstances to take the test in a separate room. Such accommodations have included the use of an enlarged test copy, a magnifying glass, colored overlay, converting a test to Braille format or use of a computer and printer. UIL, however, will not alter a contest's judging criteria as an accommodation or make other accommodations that would fundamentally alter the game or contest.

TILF Scholarship Opportunities

From 1959 to 2024, TILF has awarded more than 22,000 scholarships valued at over \$39 million. Amounts of scholarships range from \$500 for one year to \$24,000 over four years. Some scholarships have special requirements or restrictions such as requiring a student to select certain majors, attend specific colleges or universities, or compete in specific contests. Details of all scholarships and their requirements are listed at the TILF website.

Applications for 2025 may be submitted in March through May of that year (specific deadlines can be found online at www.tilfoundation.org).

All TILF applicants must meet the following requirements:

- Must have competed at the UIL Academic State Meet, Congressional Debate State Meet, One-Act Play State Meet, or Theatrical Design State Meet **OR** must have advanced to the **octofinal round** (second day) of the Cross Examination Debate State Meet, **OR** must be a **state finalist** in the Barbara Jordan Historical Essay Competition, the Latino History Essay Competition, or the Young Filmmakers Festival **OR** must have been a member of one of the **top 10 teams** per competition group at the BEST, FIRST, or RECF-VEX state robotics contests
- Must plan to attend an accredited college or university in the state of Texas, enroll full-time in college, and maintain a 2.5 college GPA (some scholarships require a higher GPA)
- Must be graduating from high school during the current academic year

Advancing to the state level in academic pilot contests that are not yet officially sanctioned by the UIL does not qualify a student to apply for TILF scholarships.

Applicants who are graduating under the state of Texas three-year graduation schedule should inform TILF of that fact. Students who are entering the Texas Academy of Math and Science at the University of North Texas in Denton will apply the year they complete their high school requirements at the TAMS.

The awards committee typically meets in June and all applicants will be notified of their status by mid-July of the application year.

If you have any questions, please visit the TILF website at www.tilfoundation.org or contact:

Trudy Richards, Executive Director
PO Box 151027, Austin, TX 78715
512-382-0916
trichards@tilfoundation.org