



BEFORE WE GET STARTED

Register your attendance.

Complete this form for each session you attend.

Session numbers
are in the program.

CAP
CON
2024



Rosters



**CX and LD Debate: The
Importance of Flowing in the
Current Technological World**

Presented by Nicole Cornish



What's Happened?

- The use of speech docs for both teams and judges has decreased the drive for students to flow on paper
 - Students rely on the speech doc instead of their flow
- Students are driven to flow on computers instead of paper.
- When judges have the speech doc, there's no incentive for the student to practice:
 - organization
 - articulation
 - clash



Why Paper?

- Speech docs are not always an accurate picture of the debate round
 - Some cards are not actually read
 - Analytic arguments may or may not be in the speech doc
- Organization cannot be achieved using a speech doc
 - “They said, we said” model
 - Argument clash
- Round vision
 - Paper paints a picture of the debate round




How to Flow

A variety of methods

- You should be able to see all arguments in the round clearly
- You should be able to easily and clearly see who is making which arguments
- You should be able to see which argument clashes with which argument


**The method I'm showing today, I believe accomplishes all of this




- Use unlined paper
- You can fit more words if you aren't limited to lines
- Legal sized paper is good depending on the debate round



- Use multiple sheets of paper
- Each piece of paper is a major argument: disadvantage, topicality, etc.




- Use columns to distinguish between each speech
- You may need to fold your paper when you first start flowing




FLOWS

Rules



- You should use two colors of pens: 1 for aff and 1 for neg
- Students should be able to clearly see their arguments and their opponents arguments



- Handwriting should be neat but able to be written quickly
- Cursive is not read quickly
- Some students may benefit from using all capital letters



- The flow should create a picture of the round
- Arguments are written next to each other
- Ideally includes tagline, author and warrant

Playing Cards

- You can use playing cards to have your students practice the structure of their flow
- In place of a tagline, say the name of the card
- Also increases "pen time"

Songs

- Ask students to flow song lyrics
- There's not a focus on structure -- this simply increases writing speed
- Ask students to read back what they've written

Post Round Meetings

- After debate tournaments, review student's flows
- Can you tell what happened in the round based solely on the flow?
- Ask the student what else happened that's not on the flow

Develop Shorthand

- Plan ahead of time what shorthand can be used
- Some will be the same from year to year, some will be topic specific
- This should be a team decision (CX debate) -- partners should be able to read each other's flows

**FLOWING IS
A LEARNED
SKILL**

Major Take Aways

- Computers and the use of internet in debate have brought many positive changes to the activity
- Flowing must remain a paper/pen skill for students
- Speech docs cannot replicate the round vision created by a flow sheet
- Flowing on a computer is cumbersome when also reading evidence off of that computer
- My challenge: as a judge, don't join the speech doc



The background features a light blue grid pattern overlaid with various hand-drawn blue scribbles, including circles, loops, and wavy lines, primarily concentrated along the top and bottom edges.

Nicole Yeakley Cornish

ncornish@athensisd.net



THANK YOU FOR ATTENDING

Registration link,
presentations and handouts
are available on the website.

*Remember to register your
attendance for each session.*

CAP
CON
2024



Handouts & More