




POCKETCOACHACADEMY.COM

# Lincoln Douglas Debate: Making the Most of Rebuttals


# Make Life Easy on Yourself



- Keep it Simple
- Time Management
  - Short Speeches=Less room for error
  - Practice Budgeting
  - Example Budget
- Preparation
  - Most struggles in Rebuttals are a result of poor preparation
  - How to Prep
  - What to Prep




# There is Beauty in Simplicity



- Keep it Simple
  - The best answer is the one that is easiest for the judge to apply
- You don't have to reinvent the wheel
  - Focus on logical progressions and connecting dots between other arguments
  - You probably already have the answer...
    - leverage your constructive evidence
- Crystallization
  - Make it a point to be the team that helps the judge understand how everything comes together
  - If you can not do it simply then you might need to revisit your case.

# Stay on Budget!


- Time Management
  - 90% of LD Rounds come down to Time Management Errors
  - Short Speeches=Less room for error
- Practice Budgeting
  - Set up different time allocations for your student to work through
  - Practice this skill especially for the 1AR.
  - The amount of different permutations is not a lot...
- Example Budget





Negative Case		1NC 7 Mins	1AR 4 mins	Focus
1	V/C Block	1 MIn	30 Sec	<ul style="list-style-type: none"> <li>Focus on Criterion Solvency</li> </ul>
2	Contention 1	1.5 MIn	30 Sec	<ul style="list-style-type: none"> <li>Find a quick way to put offense on the contention</li> <li>Differentiate from the Aff case offense</li> </ul>
3	Contention 2	1.5 MIn	30 Sec	<ul style="list-style-type: none"> <li>Find a quick way to put offense on the contention</li> <li>Differentiate from the Aff case offense</li> </ul>
Affirmative Case		1NC	1AR	Focus
1	V/C Block	1 MIn	45 Sec	<ul style="list-style-type: none"> <li>Focus on any Offensive Positions</li> <li>Crystalize your Criterion Solvency</li> </ul>
2	Contention 1	1 MIn	45 Sec	<ul style="list-style-type: none"> <li>Ensure you are winning offense</li> <li>Pull back through your Critieron</li> </ul>
3	Contention 2	1 MIn	45 Sec	<ul style="list-style-type: none"> <li>Ensure you are winning offense</li> <li>Pull back through your Critieron</li> </ul>

# Be Prepared...



- Preparation
- Most struggles in Rebuttals are a result of poor preparation
  - Students that rely on skill will lose to students who are prepped
  - Skill should be used to connect the dots
- How to Prep
  - Break down each contention into different pieces
    - UQ-L-IL-I
      - A2 Non UQ-NO Link-Link Turn-No IL-NO I
      - Think out the answer to key arguments
- Time those down to manageable blocks 15-30 second blocks
  - Use those as currency in your time budget



Visit [pocketcoachacademy.com](https://pocketcoachacademy.com)  
to book a call with me to learn  
more about the resource we  
have to support coaches!