



# BEFORE WE GET STARTED

Register your attendance.

*Complete this form for each session you attend.*

Session numbers  
are in the program.

CAP  
CON  
2024



Rosters

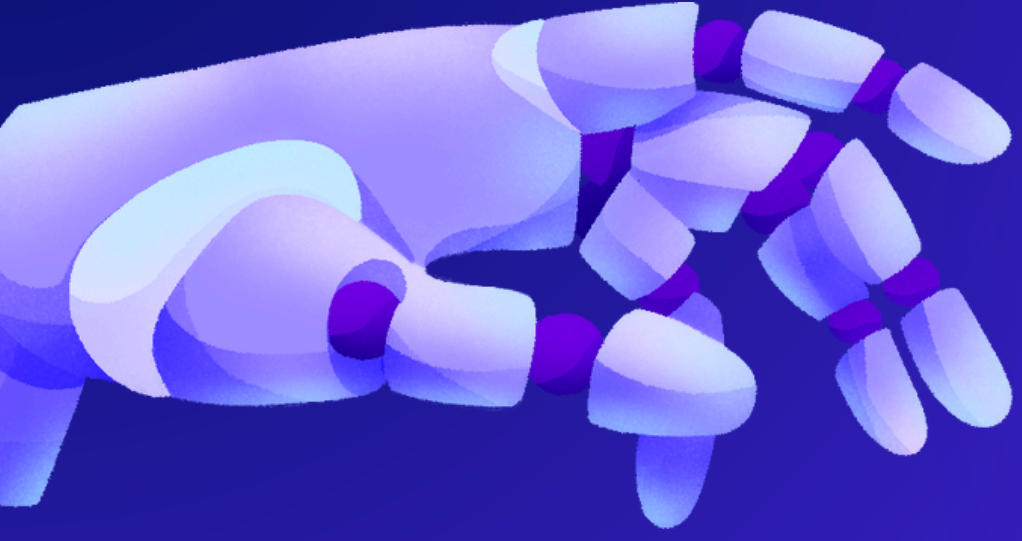




# LEVERAGING TECHNOLOGY FOR EFFICIENT VUI MEET HOSTING


By Abel Zamora Jr.  
and  
Kassandra Estrada





# TABLE OF CONTENTS

• Introduction	01
• About Us	02
• Google Sites	03
• Google Forms	04
• Google Slides	05
• QR Code Creator	06
• Questions	07





# INTRODUCTION

District Wide

4 Hybrid Elementary Meets per year

4 Middle School Hybrid Meets a year

4 High School Meets a year

---

## How it Started

2014–Projector and screen

October 2020–Google Classroom

November 2020–Google Sites





# THE TEAM



Abel Zamora JR.

has been the La Joya ISD District UIL Academics Coordinator for the past 10 years. Prior to becoming the district coordinator, he was the campus coordinator, math, number sense and calculator coach for 13 years at several LJISD middle and high schools.

Kassandra Estrada

has been a math teacher at Thelma R. Salinas STEM ECHS in La Joya ISD for the past seven years. She has filled the role of UIL Calculator Coach and Coordinator and recently led her campus to a District Championship Title in the 32-4A District, advanced 6 teams to regionals, and placed second runner-up Calculator Team at the UIL State Meet this year.



# GOOGLE SITES

01

Need a Google Account preferably a school account

02

Create your Site

- Invite
- Schedule
- Food in Area
- Entry Form

03


Publish site for schools to register

04

Check on registrations and send confirmation email




# GOOGLE FORMS FOR REGISTRATION




## CREATE FORM

- Add Important information ie. deadline/location
- Add Important Questions ie. school name, coordinator contact, # of attendees



## CREATE UPLOAD

- Create the upload question
- Add Entry Form
- Set Deadline and open for responses



## ADD TO SITES

- Add the Form to the Google Site
- Create detailed instructions as to how to fill out the form
- Wait for questions
- Check the form to confirm and ensure information was sent correctly



# GOOGLE SLIDES

01

- Open Google Slides and find a template
- 

02

- Create Table and add label
- 

03


- Create table in Google Sheets and link to Slide



# QR CODE CREATOR

## FIND A QR CODE CREATOR

- Use a QR Code Creator to make your QR Code
- Add the URL of the site
- Add a picture
- Add QR Code to sites, invite, results bag, place in tables and on the walls



# ??QUESTIONS??





# LEVERAGING TECHNOLOGY

CONSERVING PAPER ONE  
UI/MEET AT A TIME  
ACEMEETS







# THANK YOU FOR ATTENDING

Registration link,  
presentations and handouts  
are available on the website.

*Remember to register your  
attendance for each session.*

CAP  
CON  
2024



Handouts & More