

# SPRING SPORTS



---

2023-2024



---

ALMANAC

TRACK & FIELD | GOLF | TENNIS | SOFTBALL | BASEBALL





### First year of UIL competition: 1971-72

#### State Meet Structure

From 1972-2010, the first and second place finishers from each region qualified for the state meet. The current structure with nine qualifiers started in 2011, adding the next best time/mark from each regional meet. (Note: There are nine total participants/relay teams at the state meet per event.)

Team scoring at state meet is: 10-8-6-4-2-1 Relays earn double points. Individuals and relay teams score points in 17 events that are accumulated towards a final team total to determine a team state champion.

#### Evolution of UIL Girls Track and Field State Meet

Season	Conference(s)
1972-80	4A, 3A, 2A, 1A, B
1981-12	5A, 4A, 3A, 2A, 1A
2013-14	5A, 4A, 3A, 2A, 1A(D1), 1A(D2)
2015-	6A, 5A, 4A, 3A, 2A, 1A

#### Fully Automatic Timing

Since 1995, UIL state and conference records have been FAT (Fully Automatic Times). Times and marks before that time frame were hand timed. Conversions are used in order to include records set before 1995 within the record book. Prior to 1978, the events were measured in yards instead of meters, a separate conversion is used to convert records set in yards.

#### Location History

The state meet has been held in two locations during its history. The event has been held in Austin on the campus of The University of Texas since its inception. It began at Texas Memorial Stadium from 1972-99, before moving to its current location at Mike Myers Stadium in 2000.



Dallas Skyline - 2004 Conference 5A Girls Team State Champion



## TEAM CHAMPIONS

### 2024

6A-Duncanville (68)  
5A-Lancaster (70)  
4A-Alvin Iowa Colony (58)  
3A-Universal City-Randolph (78)  
2A-Panhandle/Refugio (64) \*Tie  
1A-Roby (60)

### 2023

6A-Duncanville (50)  
5A-Comal Smithson Valley (62)  
4A-Canyon (80)  
3A-Universal City-Randolph (94)  
2A-Panhandle/Refugio/Stamford (32) \*Tie  
1A-Roby (47)

### 2022

6A-Lewisville Flower Mound (68)  
5A-Fort Bend Marshall (75)  
4A-Canyon (70)  
3A-Universal City-Randolph (86)  
2A-Haskell (60)  
1A-Ackerly Sands (44)

### 2021

6A-DeSoto (72)  
5A-Fort Bend Marshall/Lancaster (46) \*Tie  
4A-Kennedale (84)  
3A-Cameron Yoe (56)  
2A-Panhandle (74)  
1A-Ackerly Sands (48)

### 2020

(Cancelled due to COVID-19 Pandemic)

### 2019

6A-DeSoto (121)  
5A-Lancaster (60)  
4A-Canyon (86)  
3A-Atlanta (54)  
2A-Sunray (66)  
1A-Happy (59)

### 2018

6A-DeSoto (69)  
5A-Mansfield Lake Ridge (88)  
4A-Dallas Carter (60)  
3A-Leonard (89)  
2A-Refugio (62)  
1A-Blum (49)

### 2017

6A-DeSoto (65)  
5A-McKinney North (98)  
4A-Dallas Carter (72)  
3A-Uplift Hampton Prep. (76)  
2A-Gladewater Union Grove (56)  
1A-Blum (52.5)

### 2016

6A-DeSoto (79)  
5A-McKinney North (74)  
4A-Hardin-Jefferson (48)  
3A-Sunnyvale (42)  
2A-Italy/Shiner (54) \*Tie  
1A-Burton (40)

### 2015

6A-Converse Judson (60)  
5A-Arlington Seguin (54)  
4A-Uplift Hampton Prep. (67)  
3A-Leonard (83)  
2A-Rosebud-Lott (64)  
1A-Burton/Cross Plains (46) \*Tie

### 2014

5A-Converse Judson (66)  
4A-Lancaster (70)  
3A-Corpus Christi West Oso (38)  
2A-Uplift Hampton Prep. (66)  
1A1-Van Horn (51)  
1A2-Cross Plains (62)

### 2013

5A-DeSoto (71)  
4A-Houston Wheatley/Lancaster (58) \*Tie  
3A-Frisco Lone Star (57)  
2A-Tatum (52)  
1A1-Dallas Gateway (48)  
1A2-Gail Borden County (44)

### 2012

5A-DeSoto (50)  
4A-Lancaster (73)  
3A-Waco Connally (54)  
2A-Tatum/Universal City-Randolph (42) \*Tie

1A-Snook (56)

### 2011

5A-DeSoto (51)  
4A-Beaumont Ozen (60)  
3A-Texarkana Liberty-Eylau (56)  
2A-Cameron Yoe (50)  
1A-Snook (58)

### 2010

5A-Dallas Skyline (56)  
4A-Houston Westbury (68)  
3A-Texarkana Liberty-Eylau (56)  
2A-Altair Rice/Centerville (36) \*Tie  
1A-Dallas Gateway Prep. (40)

### 2009

5A-Dallas Skyline (67)  
4A-Mansfield Timberview (86)  
3A-Texarkana Liberty-Eylau/Waco Connally (52) \*Tie  
2A-Wallis Brazos (50)  
1A-Rochelle (38)

### 2008

5A-Dallas Skyline (50)  
4A-Lancaster (84)  
3A-Canyon (72)  
2A-Universal City Randolph (58)  
1A-Rochelle (42)

### 2007

5A-DeSoto (56)  
4A-Lancaster (96)  
3A-Dallas Madison (56)  
2A-Universal City Randolph (66)  
1A-Lindsay (57)



Houston Westbury - 2010 Conference 4A Girls Track & Field Team Champions





## 2006

- 5A-Alief Taylor (62)
- 4A-Lancaster (88)
- 3A-Dallas Madison (56)
- 2A-Universal City Randolph (45)
- 1A-Hubbard (82)

## 2005

- 5A-Dallas Skyline (72)
- 4A-Lancaster (98)
- 3A-Canyon (61)
- 2A-Alto (66)
- 1A-Hamlin (68)

## 2004

- 5A-Dallas Skyline (77)
- 4A-Lancaster (87)
- 3A-Kennedale (48)
- 2A-Crane (53)
- 1A-Granger (50)

## 2003

- 5A-Alief Elsik (88)
- 4A-Lancaster (62)
- 3A-Celina (45)
- 2A-Alto (64)
- 1A-Shamrock (52)

## 2002

- 5A-Dallas Skyline (66)
- 4A-Lancaster (78)
- 3A-Dallas Hutchins (50)
- 2A-Cisco (70)
- 1A-Shamrock (52)

## 2001

- 5A-Houston Lamar (48)
- 4A-Lancaster (63)
- 3A-Everman (50)
- 2A-Cisco (56)
- 1A-Karnack (62)

## 2000

- 5A-Houston Westbury (64)
- 4A-Austin Reagan (57)
- 3A-Luling (62)
- 2A-Spearman (55)
- 1A-Karnack (46)

## 1999

- 5A-Houston Westbury (56)
- 4A-Houston Forest Brook (52)
- 3A-Linden-Kildare (60)
- 2A-San Augustine (74)
- 1A-Munday (50)

## 1998

- 5A-Houston Westbury (74)
- 4A-Friendswood Clear Brook (58)
- 3A-Linden-Kildare (50)
- 2A-Woodsboro (65)
- 1A-Karnack (75)



Houston Sterling - 1985 Conference 5A Girls Track & Field Team Champions

## 1997

- 5A-Houston Westbury (56)
- 4A-Dallas Lincoln (50)
- 3A-Dallas Madison (74)
- 2A-Canadian (40)
- 1A-Rocksprings (74)

## 1996

- 5A-Dallas Skyline (52)
- 4A-New Braunfels (57)
- 3A-Groesbeck (58)
- 2A-Alto (66)
- 1A-Rocksprings (62)

## 1995

- 5A-Dallas Carter (84)
- 4A-Rosenberg Lamar Consolidated (56)
- 3A-Waco La Vega (64)
- 2A-Celina (60)
- 1A-Burkeville (46)

## 1994

- 5A-Dallas Skyline (64)
- 4A-Port Arthur Lincoln (54)
- 3A-Manor (44)
- 2A-Celina (60)
- 1A-Cross Plains (52)

## 1993

- 5A-Dallas Carter (53)
- 4A-Houston Forest Brook (48)
- 3A-Fairfield (48)
- 2A-Schulenburg (54)
- 1A-Moulton (58)

## 1992

- 5A-Galveston Ball (62)
- 4A-Dallas Madison (58)
- 3A-Farfield (42)

- 2A-Refugio (72)
- 1A-Flatonia (44)

## 1991

- 5A-Fort Worth Dunbar (50)
- 4A-Jasper (48)
- 3A-Columbus (62)
- 2A-Albany (64)
- 1A-Detroit/Munday (44) \*Tie

## 1990

- 5A-Houston Sterling (84)
- 4A-Del Valle (48)
- 3A-Daingerfield (45)
- 2A-Weimar (58)
- 1A-Munday (92)

## 1989

- 5A-Houston Sterling (90)
- 4A-Corsicana (64)
- 3A-Bonham (66)
- 2A-Refugio (50)
- 1A-Munday (94)

## 1988

- 5A-Dallas Carter (76)
- 4A-Pampa (68)
- 3A-Yoakum (47)
- 2A-Refugio (76)
- 1A-Munday (84)

## 1987

- 5A-Fort Worth Trimble Tech (44)
- 4A-Brenham (72)
- 3A-Elgin (42)
- 2A-Refugio (98)
- 1A-Karnack (74)





# GIRLS TRACK AND FIELD

STATE CHAMPIONS - RECORDBOOK

## 1986

- 5A-Houston Sterling (104)
- 4A-Pampa (78)
- 3A-Refugio (66)
- 2A-Hamlin (46)
- 1A-Cayuga (56)

## 1985

- 5A-Houston Sterling (74)
- 4A-Fort Worth Poly (60)
- 3A-Refugio (58)
- 2A-Hamlin (64)
- 1A-Cayuga (48)

## 1984

- 5A-Alief Elsik/Dallas Carter (38) \*Tie
- 4A-Sweetwater (42)
- 3A-Altair Rice/Diboll (58) \*Tie
- 2A-Frisco (76)
- 1A-Falls City (60)

## 1983

- 5A-Houston Smiley (63.5)
- 4A-Fort Worth Poly (81)
- 3A-Gilmer (52)
- 2A-Frisco (80)
- 1A-Paris Carlisle (48)

## 1982

- 5A-Houston Smiley (42)
- 4A-Gregory-Portland/Paris (40) \*Tie
- 3A-Slaton (52)
- 2A-Frisco (88)
- 1A-Falls City (52)

## 1981

- 5A-Dallas Skyline (44)
- 4A-Gregory-Portland (40)
- 3A-Goliad (42)
- 2A-Frisco (72)
- 1A-Mount Enterprise (58)

## 1980

- 4A-Bryan (62)
- 3A-Brenham (51)
- 2A-Clyde (80)
- 1A-Hamlin (54)
- B-Miami (64)

## 1979

- 4A-Fort Worth Trimble Tech (66)
- 3A-Brenham (78)
- 2A-Powderly North Lamar (60)
- 1A-Sunray (48)
- B-Miami (52)

## 1978

- 4A-Fort Worth Trimble Tech (59)
- 3A-Canyon (75)
- 2A-Bellville (48)
- 1A-Bovina (47)
- B-Rising Star (61)

## 1977

- 4A-Fort Worth Trimble Tech (59)
- 3A-Canyon (75)
- 2A-Marble Falls (58)
- 1A-Paducah (48)
- B-Meridian (54)

## 1976

- 4A-Fort Worth Trimble Tech (48)
- 3A-Canyon (47)
- 2A-Bellville (54)
- 1A-Paducah (53)
- B-Meadow (54)

## 1975

- 4A-Conroe (50)
- 3A-Waco Midway (56)
- 2A-Olton (62)
- 1A-Pflugerville (67)
- B-Garden City (62)

## 1974

- 2A-Conroe (44)
- 1A-Waco Robinson (42)
- B-Utopia (68)

## 1973

- 1A-Conroe (44)
- B-El Dorado (56)

## 1972

- 1A-West Columbia (60)
- B-Gruver (56)

## TEAM RECORDS

### MOST TITLES

#### Overall

- 1. Lancaster (2001-08,12-14,19,21, 24) 14
- 2. Dallas Skyline (1981,94,96,2002,04-05,08-10) 9
- DeSoto (2007,11-13,16-19,21) 9
- Refugio (1985-89,92,2018,23-24) 9
- 5. Canyon (1976-78,2005,08,19,22-23) 8
- 6. Universal City-Randolph (2006-08,12,22-24) 7
- 7. Dallas Carter (1984,88,93,95,17-18) 6
- 8. Fort Worth Trimble Tech (1976-79,87) 5
- Houston Westbury (1997-2000,10) 5
- 10. Six teams tied 4

#### 6A

- 1. Dallas Skyline (1981,94,96,2002,04-05,08-10) 9
- DeSoto (2007,11-13,16-19,21) 9
- 3. Fort Worth Trimble Tech (1976-79,87) 5
- Houston Westbury (1997-2000,10) 5
- 5. Conroe (1973-75) 3
- 6. Alief Elsik (1984,2003) 2
- Converse Judson (2014-15) 2
- Duncanville (2023-24) 2
- 9. 10 teams tied 1

#### 5A

- 1. Lancaster (2001-08,12-14,19,21,24) 14

- 2. Frisco (1981-84) 4
- Houston Sterling (1985-86,89-90) 4
- 4. Brenham (1979-80,87) 3
- 5. Fort Bend Marshall (2021-22) 2
- Fort Worth Poly (1983,85) 2
- Gregory-Portland (1981-82) 2
- McKinney North (2016-17) 2
- 9. 14 teams tied 1

#### 4A

- 1. Canyon (1976-78,2005,08,19,22-23) 8
- 2. Dallas Carter (1984,88,93,95,17-18) 6
- 3. Ceina (1994-95,2003) 3
- Texarkana Liberty-Eylau (2009-11) 3
- 5. Bellville (1976,78) 2
- Fairfield (1992-93) 2
- Kennedale (2004,21) 2
- Pampa (1986,88) 2
- Waco Connally (2009,12) 2
- 10. 14 teams tied 1

#### 3A

- 1. Universal City-Randolph (2006-08,12,22-24) 7
- 2. Dallas Madison (1992,97,2006-07) 4
- 3. Uplift Hampton Prep. (2014-15,17) 3
- 4. Altair Rice (1984,2010) 2
- Cameron Yoe (2011,21) 2
- Cisco (2001-02) 2
- Dallas Gateway (2010,13) 2
- Leonard (2015,18) 2
- Tatum (2012-13) 2
- 10. 19 teams tied 1



Kami Norton - Albany

#### 2A

- 1. Refugio (1985-89,92,2018,23-24) 9
- 2. Alto (1996,2003,05) 3
- Panhandle (2021,23-24) 3
- 4. Burton (2015-16) 2
- Cayuga (1985-86) 2



DeSoto - 2019 Conference 6A Girls Track & Field Team Champions

Paris (1-G, 2-S, 1-B)	4
Robinson (1-G, 3-S)	4

**3A**

1. Universal City-Randolph (7-G, 2-B)	9
2. Dallas Madison (4-G, 4-S)	8
3. Cameron Yoe (2-G, 1-S, 2-B)	5
Fairfield (2-G, 2-S, 1-B)	5
Goliad (1-G, 2-S, 2-B)	5
6. Altair Rice (2-G, 1-S, 1-B)	4
Cisco (2-G, 2-S)	4
Daingerfield (1-G, 3-S)	4
Luling (1-G, 1-S, 2-B)	4
Uplift Hampton Prep. (2-G, 2-B)	4

**2A**

1. Refugio (9-G, 3-S, 3-B)	15
2. Lindsay (1-G, 4-S, 2-B)	7
3. Kerens (4-S, 2-B)	6
Panhandle (3-G, 2-S, 1-B)	6
Rosebud-Lott (1-G, 1-S, 3-B)	5
6. Seven teams tied	4

**1A**

1. Hamlin (4-G, 5-S, 3-B)	12
2. Munday (4-G, 1-S, 3-B)	8
3. Cross Plains (2-G, 2-S, 1-B)	5
4. Calvert (2-S, 2-B)	4
Miami (2-G, 2-B)	4
Paducah (2-G, 1-S, 1-B)	4
Rocksprings (2-G, 2-S)	4
8. Blum (2-G, 1-S)	3
Garden City (1-G, 1-S, 1-B)	3
10. 16 teams tied	2

**MOST TEAM POINTS SCORED**

**Overall**

1. DeSoto, 2019	121
2. Houston Sterling, 1986	104
3. McKinney North, 2017	98
Lancaster, 2005	98
Refugio, 1987	98
6. Lancaster, 2007	96
7. Universal City-Randolph, 2023	94
Munday, 1989	94
9. Munday, 1990	92
10. Houston Sterling, 1989	90

**6A**

1. DeSoto, 2019	121
2. Houston Sterling, 1986	104
3. Houston Sterling, 1989	90
4. Alief Elsik, 2003	88
5. Dallas Carter, 1995	84
Houston Sterling, 1990	84
7. DeSoto, 2016	79
8. Dallas Skyline, 2004	77
9. Dallas Carter, 1988	76
10. Two teams tied	74

**5A**

Cross Plains (1994,2014)	2	3. DeSoto (9-G, 3-S, 2-B)	14
Falls City (1982,84)	2	Canyon (8-G, 4-S, 2-B)	14
Linden-Kildare (1998-99)	2	Refugio (8-G, 3-S, 3-B)	14
Snook (2011-12)	2	6. Dallas Skyline (9-G, 2-S, 1-B)	12
Sunray (1979,19)	2	Hamlin (4-G, 5-S, 3-B)	12

**1A**

1. Hamlin (1980,85-86,2005)	4	9. Houston Westbury (5-G, 2-S, 3-B)	10
Munday (1988-89,91,99)	4	10. Two teams tied	9

**3.**

Ackerly Sands (2021-22)	2	<b>6A</b>	
Blum (2017-18)	2	1. DeSoto (9-G, 3-S, 2-B)	14
Miami (1979-80)	2	2. Dallas Skyline (9-G, 2-S, 1B)	12
Paducah (1976-77)	2	3. Houston Westbury (5-G, 2-S, 3-B)	10
Roby (2023-24)	2	4. Alief Elsik (2-G, 2-S, 2-B)	6
Rochelle (2008-09)	2	Fort Worth Trimble Tech (5-G, 1-S)	6
Rocksprings (1996-97)	2	6. Cypress Springs (2-S, 2-B)	4
Shamrock (2002-03)	2	Houston Lamar (1-G, 2-S, 1-B)	4
		Waco Midway (1-G, 3-B)	4
		9. Six teams tied	3

**MOST INDIVIDUAL GOLD MEDALS**

**Overall**

1. Ychlidria Spears, Luling (1999-02)	14
2. Taylor Nunez, UC-Randolph (2022-)	12
Stephanie Duke, Utopia (1991-94)	12
Natalie Simmons, Leonard (2015-18)	12
5. Mary Bolden, Hamlin (1980-83)	10
Nanceen Perry, Fairfield (1992-95)	10
Alexa Valenzuela, Refugio (2016-19)	10
8. Taytum Goodman, Earth-Springlake (2021-24)	9
Jasmine Moore, Mans. Lake Ridge (2016-19)	9
Mindy Myers, Munday (1988-90)	9
Kami Norton, Albany (2011-14)	9
Kelcie Simmons, Leonard (2015-19)	9

**MOST TEAM MEDALS**

**Overall**

1. Lancaster (14-G, 3-S, 8-B)	25
2. Refugio (9-G, 3-S, 3-B)	15

**5A**

1. Lancaster (14-G, 3-S, 8-B)	25
2. Houston Sterling (4-G, 2-S, 3-B)	9
3. Brenham (3-G, 4-S)	7
4. Mansfield Timberview (1-G, 1-S, 4-B)	6
5. Frisco (4-G, 1-B)	5
6. Austin Northeast (1-G, 3-S)	4
Fort Bend Marshall (1-G, 2-S, 1-B)	4
8. 10 teams tied	3

**4A**

1. Canyon (8-G, 4-S, 2-B)	14
2. Dallas Carter (6-G, 5-S)	11
3. Celina (3-G, 1-S, 3-B)	7
4. Kennedale (2-G, 2-S, 2-B)	6
Texarkana Liberty-Eylau (3-G, 2-S, 1-B)	6
6. Bellville (2-G, 2-S)	4
Columbia West Columbia (1-G, 2-S, 1-B)	4
Dallas Lincoln (1-G, 2-S, 1-B)	4





# GIRLS TRACK AND FIELD

## RECORDBOOK

1. McKinney North, 2017 98
- Lancaster, 2005 98
3. Lancaster, 2007 96
4. Mansfield Lake Ridge, 2018 88
- Lancaster, 2006 88
6. Lancaster, 2004 87
7. Mansfield Timberview, 2009 86
8. Lancaster, 2008 84
9. Fort Worth Poly, 1983 81
10. Five teams tied 78

- 4A**
1. Canyon, 2019 86
  2. Kennedale, 2021 84
  3. Canyon, 2023 80
  4. Canyon, 1977 75
  5. Dallas Madison, 1997 74
  6. Texarkana Liberty-Eylau, 2019 72
  - Dallas Carter, 2017 72
  - Canyon, 2008 72
  9. Canyon, 2022 70
  - Canyon, 2021 70

- 3A**
1. Refugio, 1987 98
  2. Universal City-Randolph, 2023 94
  3. Leonard, 2018 89
  4. Frisco, 1982 88
  5. Universal City-Randolph, 2022 86
  6. Leonard, 2015 83
  7. Frisco, 1983 80
  - Clyde, 1980 80
  9. Universal City-Randolph, 2024 78
  10. Three teams tied 76

- 2A**
1. Munday, 1989 94
  2. Munday, 1990 92
  3. Munday, 1988 84
  4. Hubbard, 2006 82

5. Karnack, 1998 75
6. Panhandle, 2021 74
- Rocksprings, 1997 74
- Karnack, 1987 74
9. Munday, 1987 69
10. Hamlin, 2005 68

- 1A**
1. Roby, 2024 60
  2. Happy, 2019 59
  3. Blum, 2017 52.5
  4. Lingleville, 2019 52
  5. Blum, 2018 49
  6. Ackerly Sands, 2021 48
  7. Roby, 2023 47
  8. Rocksprings, 2018 46
  - Burton, 2015 46
  - Cross Plains, 2015 46

### LARGEST WINNING MARGIN

- Overall**
1. DeSoto, 2019 73
  2. Munday, 1990 60
  3. Munday, 1989 50
  4. Lancaster, 2005 48
  - Houston Sterling, 1990 48
  6. Dallas Carter, 1988 46
  - Refugio, 1987 46
  - Houston Sterling, 1986 46
  9. Mansfield Timberview, 2009 45
  10. Two teams tied 42

- 6A**
1. DeSoto, 2019 73
  2. Houston Sterling, 1990 48
  3. Dallas Carter, 1988 46
  - Houston Sterling, 1986 46
  5. DeSoto, 2013 35
  - Dallas Skyline, 2009 35

7. Dallas Carter, 1995 32
8. DeSoto, 2018 27
- Dallas Skyline, 2004 27
10. Three teams tied 26

- 5A**
1. Lancaster, 2005 48
  2. Mansfield Timberview, 2009 45
  3. Lancaster, 2007 42
  4. Lancaster, 2004 41
  5. Brenham, 1979 40
  6. Fort Worth Poly, 1983 37
  7. McKinney North, 2016 28
  - Lancaster, 2006 28
  - Corsicana, 1989 28
  10. Lancaster, 2024 27

- 4A**
1. Canyon, 2023 32
  2. Uplift Hampton Prep., 2015 31
  3. Bonham, 1989 30
  - Refugio, 1986 30
  5. Canyon, 1977 29
  6. Canyon, 2022 27
  7. Dallas Carter, 2017 24
  - Dallas Madison, 1997 24
  9. Canyon, 2005 21
  10. Three teams tied 20

- 3A**
1. Refugio, 1987 46
  2. Leonard, 2015 41
  3. Hamlin, 1985 38
  4. Refugio, 1992 35
  5. Frisco, 1983 34
  6. San Augustine, 1999 28
  - Alto, 1996 28
  - Clyde, 1980 28
  9. Universal City-Randolph, 2022 27
  10. Five teams tied 24

- 2A**
1. Munday, 1990 60
  2. Munday, 1989 50
  3. Hubbard, 2006 42
  4. Karnack, 1998 35
  5. Panhandle, 2021 28
  - Munday, 1988 28
  - Falls City, 1984 28
  8. Garden City, 1975 26
  9. Rocksprings, 1995 25
  10. Cross Plains, 1994 24

- 1A**
1. Roby, 2024 16
  2. Blum, 2017 8.5
  3. Burton, 2016 8
  4. Roby, 2023 7
  - Happy, 2019 7
  6. Ackerly Sands, 2022 4
  7. Ackerly Sands, 2021 3
  - Blum, 2018 3



Blum - 2017 Conference 1A Girls Track & Field Team Champions



### Legend

\* - Metric hand-timed converted to Fully Automatic Time

# - Yards converted to Hand-Timed Metric Equivalent

& - Wind-aided (2.0 meters/sec)

State record in *Italics* for the following events: 100-meter dash, 200-meter dash, 110/100-meter hurdles, Long Jump, Triple Jump (Wind-aided times/distances not eligible for state record)

### 3,200-METER RUN

#### 6A

- Natalie Cook, Lew. Flower Mound, 2022 9:48.25
- Brynn Brown, Denton Guyer, 2021 9:58.77
- San Juanita Leal, Edinburg North, 2024 10:02.10
- Sophie Atkinson, Katy Cinco Ranch, 2021 10:09.21
- Brynn Brown, Denton Guyer, 2019 10:09.91
- Sandie Raines, Humble Kingwood, 2013 10:13.81
- Julia Heymach, Houston Lamar, 2015 10:14.62
- Macy Wingard, Denton Braswell, 2024 10:17.71
- Devin Clark, Comal Smithson Valley, 2015 10:18.69
- San Juanita Leal, Edinburg North, 2023 10:19.19

#### 5A

- Elizabeth Leachman, Boerne Champion, 2024 10:11.40
- London Culbreath, McKinney North, 2017 10:13.68
- Natalie Rathjen, Highland Park, 2014 10:23.92
- Isabel De Frankenberg, Cedar Park, 2021 10:26.49
- Jessica Prickett, Burleson, 2013 10:26.91
- Isabel De Frankenberg, Cedar Park, 2022 10:34.13
- Allie Love, Colleyville Heritage, 2021 10:34.98
- Cali Roper, Willis, 2012 10:35.19
- Sara Morefield, Lucas Lovejoy, 2024 10:35.64
- Abby Gray, SA Alamo Heights, 2016 10:36.45



Kristie Krueger - Argyle

#### 4A

- Hannah Stuart, Canyon, 2023 10:30.12
- Hannah Stuart, Canyon, 2024 10:36.58
- Kristie Krueger, Argyle, 2007 10:41.83
- Abi Bass, Melissa, 2022 10:43.89
- Catherine Loden, White Oak, 2006 10:47.63
- Cadence Patterson, Canyon Lake, 2024 10:47.65
- Breanna Stuart, Canyon, 2021 10:47.93
- Hannah Stuart, Canyon, 2022 10:51.71
- Kelsie Warren, College Station, 2013 10:53.55
- Abi Bass, Melissa, 2021 10:54.03

#### 3A

- Jody Dunston, Blooming Grove, 1983 \*10:50.80
- Addison Hite, Pilot Point, 2024 10:57.28
- Hannah Spears, Holliday, 2021 10:57.56
- Katherine Duncan, Roscoe, 1997 10:59.68
- Cara Sims, Elysian Fields, 2024 11:00.11
- Leigh Berger, Weimar, 2006 11:01.37
- Brooklyn Albert, Poth, 2024 11:01.73
- Hannah Spears, Holliday, 2022 11:03.72
- Aubrey Milam, UC-Randolph, 2024 11:08.58
- Johann Villarreal, Blanco, 2017 11:08.59

#### 2A

- Calista Turner, Malakoff Cross Roads, 2024 11:07.12
- Shellon McCallie, May, 1983 \*11:07.30
- Magan Moore, Archer City, 2003 11:11.00
- Shanna Hale, Lenorah Grady, 1986 \*11:12.50
- Laurie Byrd, Round Top-Carmine, 2010 11:19.08
- Landra Stewardson, Detroit, 2002 11:25.28
- Cindy Harper, Woodson, 1986 \*11:26.00
- Tracie Ackerhielm, SS North Hopkins, 2000 11:26.88
- Cassidy Bilsing, Normangee, 2022 11:27.20
- Cindy Harper, Woodson, 1985 \*11:28.00

#### 1A

- Taytum Goodman, Earth-Springleake, 2023 10:56.53
- Taytum Goodman, Earth-Springleake, 2024 11:04.68
- Jorja Bessonett, Cumby Miller Grove, 2019 11:19.92
- Jace Chisum, Jayton, 2024 11:20.79
- Kamie Halfmann, Garden City, 2014 11:28.10
- Kaitlin Bell, O'Donnell, 2016 11:28.22
- Sienna Collins, Saittilo, 2017 11:33.35
- Emma Kleman, Nazareth, 2021 11:33.83
- Sienna Collins, Saittilo, 2016 11:37.01
- Izabelle Smith, Spur, 2016 11:37.19

### 4x100-METER RELAY

#### 6A

- DeSoto, 2019 (JaEra Griffin, Jayla Hollis, Taylor Armstrong, Rosaline Effiong) 44.24
- Dallas Skyline, 2004 (Tara Thomas, Krystin Lacy, Chanelle Curry, Jazmin Greer) 44.60
- Duncanville, 2024 (Ashley Lister, De'Kayla Simpson, Aaliyah Gipson, Sanyah Keeton) 44.70
- Katy Seven Lakes, 2021 (Sydney Kim, Ibiso

- David-West, Alyssa Tate, Haley Tate) 44.89
- Alief Elsik, 2003 (Gloria Asumnu, Chantelle Willard, Francheska Ketchum, Jamee Jones) 44.90
- Mesquite Horn, 2017 (Taylor Blackshire, Le-Taija Jackson, Lyric Choice, Kaylor Harris) 44.94
- San Antonio Reagan, 2021 (Madeline McElroy, Taylen Wise, Alyssa Quinones Mixon, Jasmine Montgomery) 45.00
- Cypress Springs, 2017 (Rachel Hall, Ariele Adams, Essance Sample, Tiffany Mack) 45.07
- Klein Forest, 2023 (Avia Jones, C'Nai Childress, Nia Hampton, Kyaliah Davis) 45.11
- Dallas Skyline, 2005 (Tara Thomas, Krystin Lacy, Chanelle Curry, Jazmin Greer) 45.11

#### 5A

- McKinney North, 2017 (Jania Martin, Elon'a Jones, Brooke Givens, Julia Madubuike) 45.09
- Fort Worth Dunbar, 2008 (Crystalyne Clark, Ashley Collier, Stephanie Keeton, Victoria Jordan) 45.17
- Mansfield Lake Ridge, 2017 (Jasmine Moore, Ariel Ford, Valencia Bullock, Kelly Rowe) 45.55
- McKinney North, 2016 (Jania Martin, Elon'a Jones, Brooke Givens, Julia Madubuike) 45.64
- Houston Westbury, 2010 (Normaria Lane, Kristian Austin, Tiara Cross, Christy Udoh) 45.75
- Arlington Seguin, 2016 (Lateria Gooding, Tonea Marshall, Ja'Maya Gill, Aubrey Ridgeway) 45.77
- Lancaster, 2012 (Tajje Jordan, Tayler Sanders, Ke'Andrea Wilson, Eboni Coby) 45.85
- Lancaster, 2019 (TaShondra Govan, Aysia Ward, Comesia White-Calhoun, Kiara Smith) 45.89
- Lancaster, 2004 (Sharday Lane, Brittany Scott, Tashana Langston, Jonisha Boleware) 45.92
- Mansfield Timberview, 2022 (Princess Miller, Adriane Nwonumah, Norah Nwonumah, Lola Mabon) 45.97

#### 4A

- Dallas Carter, 2017 (Jayla Smith, Sha'Carri Richardson, Deziree Porter, Zhalyne Richards) 45.96
- Dallas Carter, 2016 (Kynna Gamble, Deziree Porter, Sha'Carri Richardson, Zhalyne Richards) 46.23
- Kennedale, 2013 (Toni O'Neal, Hailey Patterson, De'Andrea Powell, Chianne Lowe) 46.38
- Uplift Hampton Prep., 2015 (Jaelyn Pettit, Daja Gordon, Camri Austin, Diana Granados) 46.54
- Dallas Carter, 2018 (Jaila Whitaker, Sha'Carri Richardson, Kiara Brown, Jakaylon Sabbath) 46.57
- Everman, 2001 (Brittany Kenney, Simiko Hayward, Shannon Wilburn, Licretia Sibley) 46.69
- Royal, 2023 (Adrianna Prophet, Diamond Barrett, Airriona Jackson, Erica Grant) 46.72
- Frisco Lone Star, 2013 (B'Ria Wagner, Juanita Mainoo, Whitney Apari, Chassity Love) 46.85
- Dallas Madison, 2006 (Jasmine Jones, Sharqualla White, Latodria Hartford, Jasmin Mullings) 46.90
- Kennedale, 2021 (Dekhota Siphon, Skylar Lewis, Alexis Jenkins, Brianna Brand) 46.94





# GIRLS TRACK AND FIELD

## RECORDBOOK

### 3A

1. Uplift Hampton Prep., 2017 (Danyel Newsome, Diana Granados, Camri Austin, Daja Gordon) 45.84
2. Goliad, 2024 (Addison Zamzow, Kyla Hill, Karolynn Youngblood, Hannah Perez) 46.89
3. UC-Randolph, 2022 (Cai Rogers, Briana St. Louis, Jourdann Cathro, Taylor Nunez) 47.01
4. Rosebud-Lott, 2014 (Roxanne Lucas, Teandria Taylor, Keauna Whitfield, Keandria Taylor) 47.18
5. UC-Randolph, 2023 (Jaela Smith, Cai Rogers, Jourdann Cathro, Taylor Nunez) 47.27
6. Uplift Hampton Prep., 2014 (Camri Austin, Daja Gordon, Jaelyn Pettit, Diana Granados) 47.39
7. Gladewater, 2024 (Jerrica Gilmore, Paytin Thompson, Kyla Lincoln, Payton Hunter) 47.48
8. Tatum, 2012 (Alexis Bell, Taprica Lewis, Kenija Collier, Kiana Turner) 47.54
9. Jefferson, 2014 (Tyquasheia Smith, Taishia Holt, Tyler Roberson, Destiny Carr) 47.59
10. Leonard, 2018 (Bridget Watson, Kelcie Simmons, Claudia Ware, Natalie Simmons) 47.61

### 2A

1. Rosebud-Lott, 2015 (Roxanne Lucas, Teandria Taylor, Keauna Whitfield, Keandria Taylor) 47.89  
Dallas Gateway, 2013 (Mykailah Goodwin, Jessica Samuel, Alisha Pearce, Breanna Dockery) 47.89
3. Panhandle, 2024 (Ell Robinson, Carly Land, Makannah Austin, Leah Land) 47.98
4. Refugio, 2023 (Riley Haug, Jazmyn Howard, Carlie McClain, Payton Oliver) 48.16
5. Refugio, 2024 (Carlie McClain, Riley Haug, Jazaelynn Lewis, Jasmyn Howard) 48.23
6. Falls City, 2024 (Camber Pipes, Kenley Wiatrek, Kailer Crawford, Keandra Johnson) 48.39
7. Panhandle, 2021 (Skylar Maurer, Macklynn Land, Mason Jones, Sydney Adee) 48.42
8. Shiner, 2017 (Kassidy Bishop, Charisma Thomas, Bailey Machacek, Rashel Bonds) 48.48
9. Italy, 2015 (April Lusk, Janae Roberson, Tkeyah Pace, Kortnei Johnson) 48.54  
Snook, 2011 (Miya Hoskins, Brandalyn Williams, Tia Evans, Shakera Barnes) 48.54

### 1A

1. Burton, 2016 (Monica Patterson, Danielle Briscoe, Larissa Pleasant, Abby Phoenix) 49.97
2. Burton, 2015 (Monica Patterson, Danielle Briscoe, Lareesa Pleasant, Kyeanna Kincade) 50.08
3. Hart, 2024 (Adamari Morales, Tabree Worsham, Celena Gonzales, Toree Jo Evans) 50.24
4. Happy, 2019 (Kenli Johnson, Rylee Johnson, Emily Berry, Abigail Drake) 50.42
5. Coolidge, 2016 (Taysia Kirven, Adrianna Jones, Salma Ortiz, Tionna Kirven) 50.49
6. Throckmorton, 2024 (Mady Shield, Summer Shepherd, Emma Myer, Lily Cunningham) 50.63

- Cross Plains, Lindsey Sparks, Abbigale Shepard, Addison Long, Katie Goains) 50.63
8. Lamesa Klondike, 2023 (Grace Stevens, M'Kynleigh Barron, Izabella Arismendez, Bella Stevens) 50.66
  9. Happy, 2017 (Kenna Bryan, Abigail Drake, Kylee Johnson, Mikala Weavers) 50.72
  10. Lingleville, 2019 (Samantha Rodriguez, Nicole Koke, Selina Alvarado, Ilse Deboer) 50.76



Taytum Goodman - Earth-Springlake

### 800-METER RUN

#### 6A

1. Nicole Humphries, Lew. Flower Mound, 2024 2:06.24
2. Aaliyah Miller, McKinney North, 2016 2:06.71
3. Aaliyah Miller, McKinney Boyd, 2014 2:07.07
4. Faith Murphy, Austin Anderson, 2024 2:07.14
5. Samantha Humphries, Lew. Flower Mound, 2022 2:07.68
6. Julia Heymach, Houston Lamar, 2017 2:07.86
7. Erin Bedell, Plano West, 2005 2:08.16
8. Mindy Sullivan, Lubbock Coronado, 2001 2:08.38
9. Megan Rourke, Austin Lake Travis, 2017 2:08.48
- Kelly Cordell, Houston Memorial, 2001 2:08.48

#### 5A

1. Kailey Littlefield, Lucas Lovejoy, 2022 2:06.21
2. Isabel De Frankenberg, Cedar Park, 2022 2:06.59
3. Isabel De Frankenberg, Cedar Park, 2024 2:07.10
4. Bailey Goggans, Marble Falls, 2019 2:07.39
5. Kailey Littlefield, Lucas Lovejoy, 2023 2:07.70
6. Kailey Littlefield, Lucas Lovejoy, 2021 2:08.04
7. Kailey Littlefield, Lucas Lovejoy, 2024 2:08.19
8. Isabel De Frankenberg, Cedar Park, 2021 2:09.21
9. Kaitlin Rodriguez, Canyon, 2014 2:09.27
10. Meschelle Gills, Manvel, 2012 2:09.82

### 4A

1. Simone Brickley, Dallas Madison, 2009 2:09.81
2. Addyson Bristow, Canyon, 2024 2:10.61
3. Abree Winfrey, Canyon, 2021 2:10.97
4. Adele Clarke, Celina, 2021 2:11.47
5. Amy Goodwin, Bellville, 1987 \*2:11.74
6. Maggie Neal, Krum, 2024 2:11.88
7. Amy Goodwin, Bellville, 1985 \*2:12.84
8. Anna Casey, Llano, 2018 2:12.90
9. Amy Goodwin, Bellville, 1988 \*2:13.14
- Amy Goodwin, Bellville, 1986 \*2:13.14

### 3A

1. Sophia Bendet, UC-Randolph, 2024 2:09.99
2. Desi Hudson, Albany, 1996 2:13.06
3. Valery Tobias, Edinburg College Prep., 2017 2:13.08
4. Loren Hodges, Paradise, 2006 2:13.17
5. Olivia Zint, Pottsboro, 2017 2:13.64
6. Desi Hudson, Albany, 1994 \*2:13.94
7. Jenna Brazeal, Little River Academy, 2017 2:14.37
8. Kenli Atwood, Holliday, 2024 2:14.51
9. Jessi Bennett, Leonard, 2017 2:14.54
10. Shannan Hunt, Shallowater, 1994 \*2:14.64

### 2A

1. Vicki Kocian, Moulton, 1993 \*2:14.74
2. Cassidy Todd, Rocksprings, 1995 2:15.13
3. Jaylen Rodgers, Hamlin, 2011 2:15.21
4. Kayla Warren, Sundown, 2005 2:15.24
5. Kelsey Hermes, Lindsay, 2011 2:15.67
6. Lindsey Putman, Ropesville Ropes, 2007 2:15.79
7. Graci Brown, Nocona, 2023 2:15.84
8. Megan Caillier, Lindsay, 2012 2:15.92
9. Katherine Duncan, Roscoe, 1999 2:15.93
10. Maria Ramirez, Mason, 2017 2:16.38

### 1A

1. Danni Ruiz, Menard, 2024 2:12.44
2. Taytum Goodman, Earth-Springlake, 2024 2:14.88
3. Taytum Goodman, Earth-Springlake, 2023 2:16.29
4. Taytum Goodman, Earth-Springlake, 2022 2:17.26
5. Taytum Goodman, Earth-Springlake, 2021 2:17.45
6. Hailee Garner, Roby, 2024 2:17.70
7. Sienna Collins, Saltillo, 2017 2:19.75
8. Makayla Bowman, Aquilla, 2022 2:20.08
9. Camille Harris, Rocksprings, 2018 2:20.32
10. Tiffany Williams, Calvert, 2014 2:20.43

### 100-METER HURDLES

#### 6A

1. Jalaysi'ya Smith, DeSoto, 2021 &12.93
2. Alexis Duncan, DeSoto, 2016 13.22  
Destiny Smith, Dickinson, 2021 &13.22
4. Alandra Sherman, Houston Eisenhower, 2003 13.25  
Alexis Duncan, DeSoto, 2015 &13.25
6. Jaiya Covington, Houston Eisenhower, 2021 13.28



- Morgan Taylor, Humble Summer Creek, 2021 13.29
- Simone Ballard, Katy Mayde Creek, 2022 &13.33
- Kaylor Harris, Mesquite Horn, 2017 13.38
- Two athletes tied 13.39

### 5A

- Tonea Marshall, Arlington Seguin, 2016 13.30
- Ranysha Leblanc, Port Arthur Lincoln, 2000 13.51
- Donique Flemings, Saginaw, 2008 &13.52
- Tonea Marshall, Arlington Seguin, 2015 13.55
- Tairah Johnson, Fort Bend Marshall, 2022 &13.62
- Leeandrea Robinson, Dallas Kimball, 2004 &13.66
- Kaylah Braxton, Frisco Heritage, 2023 13.67
- Tenaya Jones, Lancaster, 2006 &13.70
- Tenaya Jones, Lancaster, 2007 13.75
- Tairah Johnson, Fort Bend Marshall, 2021 13.77

### 4A

- Kalani Lawson, Fort Worth Dunbar, 2024 13.89
- Leah Anderson, Midlothian Heritage, 2022 &13.96
- Kalani Lawson, Fort Worth Dunbar, 2023 13.98
- Ally Henson, Houston Yates, 2018 &14.00
- Falyn Lott, Frisco Panther Creek, 2024 14.03
- Chiora Okeigbo, Sunyvale, 2024 14.04
- Chimika Carter, Groesbeck, 1996 14.04
- Antonisha Stewart, Carr. Ranchview, 2013 &14.05
- Kristin Wallace, Abilene Wylie, 2002 &14.05
- Abigail Sheppard, Cuero, 2013 &14.09

### 3A

- Makenzie Hale, Huntington, 2021 13.66
- Lauren Bedrich, Rogers, 2013 13.84
- Yierra Flemings, Cameron Yoe, 2023 &13.92
- Yierra Flemings, Cameron Yoe, 2024 13.98
- Abby Elmore, Gunter, 2024 14.03
- Fallon Carter, Olney, 1999 14.06
- Jordan Ward, Alvord, 2012 &14.06
- Fallon Carter, Olney, 2000 14.16
- Abby Elmore, Gunter, 2023 &14.18
- Camri Austin, Uplift Hampton Prep., 2017 &14.18

### 2A

- Amber Elkins, Gordon, 2009 14.19
- Kami Norton, Albany, 2014 &14.19
- Angel Williams, Clarendon, 2004 14.27
- Kami Norton, Albany, 2013 14.33
- Lainey Jemigan, Goldthwaite, 2024 14.34
- Kami Norton, Albany, 2012 &14.39
- Camille Messer, Milano, 2017 14.44
- Ella Strickland, Junction, 2022 &14.48
- Dawna West, Lamesa Klondike, 1983 \*14.54
- Amber Elkins, Gordon, 2010 14.58

### 1A

- Melonia Bolden, Avinger, 1980 &\*14.44
- Makenna Byrd, Wildorado, 2021 &15.26
- Alli Scott, Moran, 2023 15.42
- Paige Elliott, Rocksprings, 2021 &15.42



Sha'Carri Richardson - Dallas Carter

- Emily Jackson, Bronte, 2024 15.57
- Beth Richburg, Roscoe Highland, 2014 &15.64
- Makenna Byrd, Wildorado, 2023 15.66
- Alexandra Hensley, Menard, 2018 15.67
- Abbigail Sorrells, Blackwell, 2016 15.69
- Jacy Sparks, Aspermont, 2016 15.70

## 100-METER DASH

### 6A

- Jasmine Montgomery, SA Reagan, 2021 &11.09
- Indya Mayberry, North Crowley, 2024 11.21
- Marshevet Hooker, SA Southwest, 2002 11.28
- Kynneddy Flannel, Alvin, 2018 11.35
- London Jackson Bray, Katy, 2024 11.40
- Tiriah Kelley, Plano East, 2022 11.40
- Erica Alexander, Friends. Clear Brook, 2008 &11.40
- Taylor Bennett, Klein Collins, 2015 &11.41
- LaKeidra Stewart, Mansf. Timberview, 2008 &11.42
- Kynneddy Flannel, Alvin, 2017 11.43

### 5A

- Victoria Jordan, Fort Worth Dunbar, 2008 11.16
- Tiffany Townsend, Killeen, 2007 11.21
- Kenondra Davis, FW Trimble Tech, 2021 &11.27
- Jessica Gregory, Richmond Foster, 2006 &11.34
- Dominique Duncan, Houston Wheatley, 2008 11.37
- Victoria Jordan, Fort Worth Dunbar, 2006 &11.40
- Cleo Tyson, Huntsville, 2003 &11.40
- Kenondra Davis, FW Trimble Tech, 2018 &11.43
- LaToya Phelps, Greenville, 2002 &11.44
- Aniyah Bigam, Carrollton Smith, 2022 &11.46

### 4A

- Sha'Carri Richardson, Dallas Carter, 2018 &11.12
- Sha'Carri Richardson, Dallas Carter, 2017 11.28
- Victoria Cameron, Stephenville, 2023 11.35
- Daja Gordon, Uplift Hampton Prep, 2015 &11.42
- Victoria Cameron, Stephenville, 2021 &11.48
- Nanceen Perry, Fairfield, 1994 \*11.54
- Antonette Lee, Navasota, 2003 &11.55
- Lisa Wilson, Dallas Hutchins, 2002 &11.56
- Three athletes tied 11.57

### 3A

- Sierra Pruitt, Edna, 2015 &11.42
- Taylor Nunez, UC-Randolph, 2023 &11.44
- Taylor Nunez, UC-Randolph, 2024 11.46
- Kelcie Simmons, Leonard, 2018 &11.46
- Daja Gordon, Uplift Hampton Prep., 2017 &11.52
- Kelcie Simmons, Leonard, 2017 &11.53
- Taylor Nunez, UC-Randolph, 2022 11.59
- Tiffany Green, Hamlin, 2000 11.62
- Tiffany Green, Hamlin, 1999 11.64
- Caira Pettway, Sunyvale, 2015 &11.66

### 2A

- Kortnei Johnson, Italy, 2015 &11.26
- Kortnei Johnson, Italy, 2014 11.51
- Kortnei Johnson, Italy, 2013 &11.52
- Victoria Byrd, Joaquin, 2022 11.69
- LaKeisha Roberston, SA Lackland, 1997 11.90
- Tiwana Cary, Detroit, 1990 \*11.94
- Jasmine Sillemont, Crowell, 2012 11.97
- Payton Oliver, Refugio, 2023 &11.99
- Victoria Byrd, Joaquin, 2021 12.02
- Ca'Pumika Galbert, Mart, 2017 12.02

### 1A

- Anna Hudson, Miami, 2022 12.24
- Luvly Williams, Shamrock, 2017 12.25
- Anna Hudson, Miami, 2021 &12.31
- Keyunce Price, Burkeville, 2018 &12.39
- LaKeydra Mosley, Calvert, 2013 &12.39
- Reese Chambers, May, 2021 &12.43
- Sydney Ritter, Groom, 2018 &12.47
- Kamryn Dyck, Loop, 2024 12.48
- LaKeydra Mosley, Calvert, 2014 &12.50
- Kiley Cummings, Blackwell, 2021 &12.51

## 4x200-METER RELAY

### 6A

- Alief Elsik, 2003 (Natalie Richie, Francheska Ketchum, Jamee Jones, Chantelle Willard) 1:34.51
- DeSoto, 2017 (Bryannia Murphy, Cierra Wash, Taylor Armstrong, Jada Laye) 1:34.87
- Duncanville, 2018 (Dy'Mond Wiley, Arius Williams, Tynecia Singletary, Alexis Cokes) 1:35.05
- Alvin Shadow Creek, 2022 (Amaya Kennison-Jenkins,





Courtney Okolo - Carrollton Newman Smith

- Mackenzie Collins, Sydney Bryant, Nia Parks) 1:35.14  
 5. Klein Forest, 2023 (Nia Hampton, C'Nai Childress, Avia Jones, Kyaliah Davis) 1:35.37  
 6. Cypress Springs, 2017 (Tiffany Mack, Ariele Adams, Rachel Hall, Essance Sample) 1:35.53  
 7. Duncanville, 2024 (Gabrielle Goodgames, Ashley Lister, Aaliyah Gipson, Sanyah Keeton) 1:35.67  
 8. Fort Bend Hightower, 2018 (Sydney Dillard, Taylor Finley, Destini Lombard, Jyria Smith) 1:35.78  
 9. Galena Park North Shore, 2004 (Krystal Hill, Desarie Walwyn, Rachel Foster, Tiffany Sloan) 1:35.79  
 10. Humble Summer Creek, 2024 (Laila Walker, Kelly Frederick, Phoenix Phillips, Brooke Lloyd) 1:35.82

### 5A

1. McKinney North, 2017 (Brooke Givens, Elon'a Jones, Danielle Nicholson, Julia Madubuike) 1:36.15  
 2. Fort Worth Dunbar, 2008 (Victoria Jordan, Crystalayne Clark, Ashley Collier, Shantel Miles) 1:36.17  
 3. Arlington Seguin, 2016 (Aubrey Ridgeway, Ja'Maya Gill, Tonea Marshall, Lateria Gooding) 1:36.53  
 Lancaster, 2012 (A'Driana Berkhalter, Tayler Sanders, Ke'Andrea Wilson, Eboni Coby) 1:36.53  
 5. Lancaster, 2004 (Brittany Scott, Keshima Starks, Jonisha Boleware, Sharday Lane) 1:36.68  
 6. Lancaster, 2006 (Ashley Starks, Teegan Hill, Jonisha Boleware, Tenaya Jones) 1:36.77  
 7. Lancaster, 2024 (Aniyah Bennett, Datavia Hunter, Milan Lathan, Addison Stricklin) 1:36.86  
 8. Lancaster, 2005 (Brittany Scott, Keshima Starks, Jonisha Boleware, Sharday Lane) 1:36.87  
 9. Mansfield Lake Ridge, 2018 (Jasmine Moore, Nyana Wriath, Ariel Ford, Kelly Rowe) 1:37.11  
 10. Lancaster, 2007 (Jerwaun Craddock, Teegan Hill, Ashley Starks, Tenelle Evans) 1:37.18

### 4A

1. Texarkana Liberty-Eylau, 2019 (Chelsea Simmons, Danielle Thomas, Lamiah George, Skylier Bailey) 1:38.59  
 2. Royal, 2023 (Adrianna Prophet, Diamond Barrett, Airionna Jackson, Erica Grant) 1:38.73  
 3. Kennedale, 2021 (Dekhotla Sipho, Alaya Clayborn, Skylar Lewis, Brianna Brand) 1:38.91  
 4. Texarkana Liberty-Eylau, 2011 (Imani Wright, Nikah Hatcher, Jana Williams, Shanetria Thomas) 1:39.00  
 5. Atlanta, 2018 (Chelsea Simmons, Keyona Easter, Alyssa Simmons, Sheveonia Smith) 1:39.16  
 6. Waco La Vega, 2013 (Brianna Sanders, De'Aijha Hicks-Boyce, Kobi Gill, Chelsi Gill) 1:39.21  
 7. Dallas Madison, 2007 (Jasmine Jones, Sharquala White, Latodria Hartford, Jasmin Mullings) 1:39.31  
 8. Paris, 2024 (Caroline Gillem, Baleigh Cashion, Shamyia Holt, Jasmine Franklin) 1:39.34  
 9. Big Spring, 2011 (Bridgette Truitt, Desiree Anderson, April Turner, Dyrshae Vanderbilt) 1:39.35  
 10. Dallas Hutchins, 2001 (LaSheka Nelson, Lisa Wilson, A'Tiqua Moore, Rykiel Jones) 1:39.49

### 3A

1. Leonard, 2017 (Bridget Watson, Natalie Simmons, Jessi Bennett, Kelcie Simmons) 1:39.06  
 2. Rosebud-Lott, 2014 (Roxanne Lucas, Teandria Taylor, Keauna Whitfield, Keandria Taylor) 1:40.08  
 3. Fairfield, 2024 (Madox Mitchael, Blayke Brackens, Avery Thaler, Na'Kayla Conner) 1:40.48  
 4. Leonard, 2016 (Bridget Watson, Katie Gauntt, Jessi Bennett, Kelcie Simmons) 1:40.72  
 5. Bushland, 2024 (Sloane Hale, Ashby Graham, Kenley King, Leah Ruthardt) 1:41.10  
 6. San Augustine, 1999 (Shameka Robinson, Cicely Martin, LaTasha Barnes, TaQuana Holman) 1:41.18  
 7. Jefferson, 2013 (Alexis Jones, Tyler Roberson, Taishia Holt, Destiny Carr) 1:41.24  
 8. Hamlin, 1982 (Rita Williams, Pam Willis, Charlotte Hopper, Mary Bolden) \*1:41.34  
 9. UC-Randolph, 2012 (Natasha Atkins, Brandi Washington, Courtney Perry, Jasmine Waring) 1:41.42  
 10. Three teams tied 1:41.54

### 2A

1. Dallas Gateway, 2013 (Mykailah Goodwin, Jessica Samuel, Alisha Pearce, Breanna Dockery) 1:41.99  
 2. Rosebud-Lott, 2015 (Roxanne Lucas, Teandria Taylor, Keauna Whitfield, Keandria Taylor) 1:42.00  
 3. Falls City, 2024 (Camber Pipes, Kenley Wiatrek, Chloe Cavalier, Keandra Johnson) 1:42.38  
 4. Haskell, 2022 (Lanayah Green, Emma Roewe, Brittany Andrews, Savanna Camacho) 1:42.58  
 5. Snook, 2012 (Miya Hoskins, Brandalyn Williams, Chastity Howard, Shakera Barnes) 1:42.80  
 6. Stamford, 2023 (Emma Folis, Laine Lefevre, Jameson Bell, Deavine Hoadley) 1:42.93

7. Hubbard, 2006 (Vicki Johnson, Amber Johnson, Tiffany Hawkins, Myra Sellers) 1:43.06  
 8. Dallas Gateway, 2012 (Jazmine Robinson, Allishia Peace, Jessica Samuel, Breana Dockery) 1:43.11  
 9. Snook, 2011 (Miya Hoskins, Brandalyn Williams, Tia Evans, Shakera Barnes) 1:43.28  
 10. Panhandle, 2023 (Makennah Austin, Sydney Adee, Grace Sims, Leah Land) 1:43.43

### 1A

1. Lingleville, 2019 (Samantha Rodriguez, Selina Alvarado, Nicole Koke, Ilse Deboer) 1:46.23  
 2. Burton, 2015 (Monica Patterson, Danielle Briscoe, Lareesa Pleasant, Kyeanna Kincade) 1:46.66  
 3. Ackerly Sands, 2022 (Lili Porras, Elysa Martinez, Hayley Connell, Landry Morrow) 1:47.16  
 4. Turkey Valley, 2022 (Anna Ferrel, Trinity Schlueter, Jackie Ferrel, Charlie Pointer) 1:47.55  
 5. Hart, 2022 (Paizlie Teyna-Mata, Mia Minjarez, Elycia Gonzales, Torre Jo Evans) 1:47.69  
 6. Burton, 2016 (Monica Patterson, Danielle Briscoe, Larissa Pleasant, Abby Phoenix) 1:47.72  
 7. Ira, 2016 (Lindsey Womack, Lexie Hanshew, Savannah Juarez, Sierra Welch) 1:47.76  
 8. Blum, 2018 (Mattie Rosenboom, Harley Scott, Emma Rodriguez, Gentrye Munden) 1:47.77  
 9. Lamesa Klondike, 2023 (Grace Stevens, M'Kynleigh Barron, Izabella Arismendez, Bella Stevens) 1:47.88  
 10. Nazareth, 2023 (Clementine Myrick, Tatum Peterson, Maddie Brockman, Caroline Myrick) 1:47.89

## 400-METER DASH

### 6A

1. Lauren Lewis, Prosper, 2023 51.45  
 2. Brandi Cross, Fort Bend Marshall, 2005 52.46  
 3. Lauren Lewis, Prosper, 2022 52.54  
 4. Kennedy Wade, LC Clear Falls, 2021 52.72  
 5. Diamond Dixon, Houston Westside, 2010 52.92  
 6. Haley Tate, Katy Seven Lakes, 2021 52.97  
 7. Brandi Cross, Fort Bend Marshall, 2006 53.00  
 8.. Haley Tate, Katy Seven Lakes, 2022 53.03  
 9. Erica Alexander, LC Clear Creek, 2007 53.29  
 10. Katie Baker, Houston Westside, 2004 53.48

### 5A

1. Courtney Okolo, Carrollton Smith, 2012 52.40  
 2. Jerrika Chapple, Lancaster, 2000 52.65  
 3. Jerrika Chapple, Lancaster, 2003 52.77  
 4. Johnsie Liles, Austin Johnson, 2003 53.01  
 5. Michaela Mouton, Killeen, 2023 53.21  
 6. Bailey Lear, Frisco Heritage, 2018 53.34  
 7. Jerrika Chapple, Lancaster, 2002 53.35  
 8. Angel Brefo, Midlothian Heritage, 2024 53.41  
 9. Christine Mallard, Mansfield Legacy, 2022 53.63  
 10. Ashlee Mitchell, Lockhart, 2002 53.66



### 4A

1. Licretia Sibley, Everman, 2001	53.65
2. Tontyana Sanders, Waco Connally, 2014	54.21
3. Ashtyn Lewis, Alvin Iowa Colony, 2024	54.31
4. Virginia Kerley, Taylor, 2017	54.38
5. Ella Smith, Groesbeck, 1980	*54.54
6. Jasmine Esiere, Stafford, 2001	54.70
7. Takyera Roberson, Houston Wheatley, 2015	54.97
8. Deziree Porter, Dallas Carter, 2017	54.99
9. Marlee Serrano, Sinton, 2017	55.50
10. Two athletes tied	*55.64

### 3A

1. Yierra Flemings, Cameron Yoe, 2024	54.48
2. Yierra Flemings, Cameron Yoe, 2023	54.51
3. Essie Kelley, Spur, 1974	#*54.84
4. Yierra Flemings, Cameron Yoe, 2021	54.98
5. Payton Baker, Gunter, 2012	55.12
6. Makki Hart, Shallowater, 2023	55.13
7. Yierra Flemings, Cameron Yoe, 2022	55.29
8. Essie Kelley, Spur, 1975	#*55.34
9. Kamree Wolridge, Lexington, 2024	55.54
Heather Murrell, Spearman, 1987	*55.54

### 2A

1. Tarviant Campbell, Detroit, 1993	*53.84
2. Macklynn Land, Panhandle, 2022	54.21
3. Ca'Purnika Galbert, Mart, 2017	55.43
4. Macklynn Land, Panhandle, 2021	56.01
5. Shakera Barnes, Snook, 2011	56.06
6. Anna Gonzalez, Quinlan Boles, 1999	56.19
7. Angel Williams, Clarendon, 2003	56.27
8. Jill Williams, Anton, 1992	*56.34
Elisa Martinez, Marathon, 1977	#*56.34
10. Mary Dickerson, Groveton, 2008	56.40

### 1A

1. Tiffany Williams, Calvert, 2014	57.17
2. Dianna Kirven, Coolidge, 2015	57.62
3. Danni Ruiz, Menard, 2024	57.87
4. Trinity Schlueter, Turkey Valley, 2024	57.90
5. Rylee Johnson, Happy, 2019	58.50
6. Tiffany Williams, Calvert, 2013	58.51
7. Alliyah Harrison, Veribest, 2023	58.69
8. Rylee Johnson, Happy, 2018	58.74
9. Dianna Kirven, Coolidge, 2013	58.77
10. Emily Berry, Happy, 2022	58.90

## 300-METER LOW HURDLES

### 6A

1. Milan Young, Houston Lamar, 2017	40.97
2. Chava Demart, Cypress Creek, 1998	41.01
3. Sidney Green, Allen, 2023	41.08
Lauren Blackburn, Dallas Sunset, 2010	41.08
5. Simone Ballard, Katy Mayde Creek, 2022	41.11
6. Alaysh'A Johnson, Spring, 2013	41.24

Alandra Sherman, Hou. Eisenhower, 2003	41.24
8. Kayla Meyers, Klein Forest, 2022	41.51
9. Ariel Jones, Humble Atascocita, 2013	41.56
10. Mackenzie Collins, Alvin Shadow Creek, 2024	41.59

### 5A

1. Sami Gonzalez, Carr. Creekview, 2015	40.81
2. Donique Flemings, Saginaw, 2008	40.96
3. Kailyn Head, Denton Ryan, 2024	41.20
Ranysha LeBlanc, Port Arthur Lincoln, 1999	41.20
5. Ranysha Leblanc, Port Arthur Lincoln, 2000	41.29
6. Mariam Amadu, Humble Kingwood Park, 2011	41.63
7. Melissa Gonzalez, Carr. Creekview, 2012	41.65
Mariam Amadu, Humble Kingwood Park, 2009	41.65
9. Kiana Hawn, Forney, 2012	41.72
10. Melissa Gonzalez, Carr. Creekview, 2011	41.79

### 4A

1. Falyn Lott, Frisco Panther Creek, 2024	41.76
2. Chimika Carter, Groesbeck, 1996	42.69
3. Whitney Willbanks, Boyd, 1998	42.76
4. Abigail Sheppard, Cuero, 2013	42.99
5. Natalie Baker, La Vernia, 2011	43.02
6. Falyn Lott, Frisco Panther Creek, 2023	43.08
7. Chimika Carter, Groesbeck, 1995	43.23
8. Meagn Smith, Gilmer, 2016	43.37
9. Chimika Carter, Groesbeck, 1994	*43.44
10. Abigail Sheppard, Cuero, 2012	43.48

### 3A

1. Kyla Hill, Goliad, 2024	41.04
2. Faith Roberson, Wall, 2017	41.45
3. Lauren Bedrich, Rogers, 2013	41.86



Julia Heymach - Houston Lamar

4. Tiffany Talbert, Comfort, 1998	42.48
5. Jordan Ward, Alvord, 2012	42.67
6. Kyla Hill, Goliad, 2023	42.75
7. Kyla Hill, Goliad, 2021	42.95
8. Lauren Bedrich, Rogers, 2012	43.07
9. Gwyn Burnett, Llano, 2024	43.51
10. Reagan Johnson, Karnes City, 2021	43.59

### 2A

1. Lainey Jernigan, Goldthwaite, 2024	42.82
2. Carly Land, Panhandle, 2024	43.43
3. Reagan Johnson, Falls City, 2022	43.70
4. Kami Norton, Albany, 2013	43.71
5. Brandi Richey, Cross Plains, 2000	43.80
6. Kami Norton, Albany, 2014	43.81
7. Lainey Jernigan, Goldthwaite, 2023	44.12
8. Kaylee Hunt, Hico, 2024	44.24
9. Kami Norton, Albany, 2012	44.40
10. Samantha Brashears, Cushing, 2015	44.43

### 1A

1. Gracie Lain, Gordon, 2024	43.73
2. Lily Cunningham, Throckmorton, 2024	44.17
3. Camdyn Childs, Barks. Nueces Canyon, 2022	46.08
4. Giselle Esparza, Wildorado, 2024	46.09
5. Alli Scott, Moran, 2022	46.31
6. Sydnie Bond, Cherokee, 2022	46.36
7. Makenna Byrd, Wildorado, 2021	46.39
8. Maddie Francis, Silverton, 2024	46.73
9. Jacy Sparks, Aspermont, 2016	46.93
Hope Thomas, Blum, 2016	46.93

## 200-METER DASH

### 6A

1. <i>Indya Mayberry, North Crowley, 2024</i>	22.82
2. Jasmine Montgomery, SA Reagan, 2021	&22.94
3. Kynneddy Flannel, Alvin, 2018	&22.95
4. <i>LaShon Nedd, Dallas Skyline, 1981</i>	*23.04
5. Bailey Johnson, Arlington Bowie, 2024	23.06
Tiriah Kelley, Prosper, 2022	23.06
7. Kiana Horton, Converse Judson, 2015	&23.10
8. Celeste Robinson, Cypress Ranch, 2024	23.14
9. Camryn Dickson, Friend. Clear Brook, 2022	23.20
10. Marshevet Hooker, SA Southwest, 2002	&23.25

### 5A

1. <i>Tiffany Townsend, Killeen, 2007</i>	22.84
2. Kenondra Davis, FW Trimble Tech, 2021	23.11
3. Aniya Bigham, Carrollton Smith, 2022	&23.26
4. Cleo Tyson, Huntsville, 2003	&23.39
5. Keondra Davis, FW Trimble Tech, 2018	&23.40
6. Cleo Tyson, Huntsville, 2004	23.41
7. Victoria Jordan, Fort Worth Dunbar, 2006	&23.45
8. Christine Mallard, Mans. Legacy, 2022	&23.50
9. Saniyah Miller, Lancaster, 2024	23.52
Dominique Duncan, Hou. Wheatley, 2008	23.52





# GIRLS TRACK AND FIELD

## RECORDBOOK

### 4A

1. Sha'Carri Richardson, Dallas Carter, 2018 &23.02
2. Akeyla Mitchell, CC West Oso, 2014 &23.31
3. Akeyla Mitchell, CC West Oso, 2013 &23.34
4. Raegan Padgett, Hardin-Jefferson, 2016 23.41
5. Sha'Carri Richardson, Dallas Carter, 2017 23.48
6. Nanceen Perry, Fairfield, 1995 23.49
7. Raegan Padgett, Hardin-Jefferson, 2015 &23.50
8. Nanceen Perry, Fairfield, 1993 \*23.54
- Virginia Kerley, Taylor, 2015 &23.54
10. Sha'Carri Richardson, Dallas Carter, 2016 23.61

### 3A

1. Taylor Nunez, UC-Randolph, 2023 &23.42
2. Cynthia Titus, Hamlin, 1986 \*23.44
3. Taylor Nunez, UC-Randolph, 2024 23.48
4. Tiffany Green, Hamlin, 2000 23.78
5. Daja Gordon, Uplift Hampton Prep., 2017 &23.80
6. Tiffany Green, Hamlin, 1999 23.92
7. Natalie Simmons, Leonard, 2018 24.00
8. Mary Bolden, Hamlin, 1981 \*24.04
9. Taylor Nunez, UC-Randolph, 2022 &24.06
10. Mary Bolden, Hamlin, 1983 \*24.14

### 2A

1. Kortnei Johnson, Italy, 2015 &23.39
2. Macklynn Land, Panhandle, 2022 23.75
3. Kortnei Johnson, Italy, 2013 23.94
4. Kortnei Johnson, Italy, 2014 24.15
5. Susan Bean, Miami, 1981 \*24.34
6. Tarviant Campbell, Detroit, 1993 \*24.44
7. Susan Bean, Miami, 1980 \*24.54
8. Savanna Camacho, Haskell, 2024 &24.58
9. LaKeisha Robertson, SA Lackland, 1997 24.59
10. Breanna Dockery, Dallas Gateway, 2013 24.62

### 1A

1. Kenzie Jordan, Water Valley, 2018 &25.27
2. Anna Hudson, Miami, 2021 &25.37
3. Anna Hudson, Miami, 2022 25.48
4. Kenzie Jordan, Water Valley, 2019 25.50
5. Kayden Arrington, Blum, 2024 25.70
6. Keyunce Price, Burkeville, 2017 25.78
7. Keyunce Price, Burkeville, 2018 &25.79
8. Kenzie Jordan, Water Valley, 2016 25.84
9. Sydney Ritter, Groom, 2019 25.89
10. Three athletes tied 25.90

### 1,600-METER RUN

#### 6A

1. Natalie Cook, Lew. Flower Mound, 2022 4:40.29
2. Julia Heymach, Houston Lamar, 2015 4:40.97
3. Brynn Brown, Denton Guyer, 2021 4:41.29
4. San Juanita Leal, Edinburg North, 2024 4:42.30
5. Devin Clark, Comal Smithson Valley, 2015 4:42.70
6. Sophie Atkinson, Katy Cinco Ranch, 2021 4:42.84
7. Erin Bedell, Plano West, 2005 4:43.58
8. Cindy Tolle, Plano, 1983 \*4:43.94
9. Julia Heymach, Houston Lamar, 2016 4:44.00
10. Nichole Jones, Spring Westfield, 2006 4:44.77

#### 5A

1. Elizabeth Leachman, Boerne Champion, 2024 4:41.36
2. Isabel De Frankenberg, Cedar Park, 2022 4:45.95
3. Elizabeth Leachman, Boerne Champion, 2023 4:47.28
4. Madie Boreman, Leander Rouse, 2013 4:48.16
5. Anastacia Gonzales, Boerne Champion, 2021 4:49.11
6. Isabel De Frankenberg, Cedar Park, 2024 4:50.07
7. London Culbreath, McKinney North, 2018 4:50.26
8. Cameron McConnell, Canyon Randall, 2022 4:51.26
9. Ki Rendon, WS Brewer, 2024 4:53.47

10. Kaitlin Rodriguez, Canyon, 2014 4:54.06

### 4A

1. Kelsey Johnson, Iowa Park, 2008 4:53.75
2. Hannah Stuart, Canyon, 2023 4:54.28
3. Kristie Krueger, Argyle, 2008 4:54.36
4. Hannah Stuart, Canyon, 2024 4:55.04
5. Addyson Bristow, Canyon, 2024 4:56.29
6. Abi Bass, Melissa, 2022 4:57.22
7. Kristie Krueger, Argyle, 2007 4:57.43
8. Adele Clarke, Celina, 2021 4:58.42
9. Hannah Stuart, Canyon, 2022 4:59.47
10. Lauren Simpson, Canyon, 2006 5:00.06

### 3A

1. Sophia Bendet, UC-Randolph, 2024 4:53.73
2. Kenli Atwood, Holliday, 2024 4:59.13
3. Hannah Spears, Holliday, 2022 5:03.23
4. Loren Hodges, Paradise, 2006 5:04.02
5. Addison Hite, Pilot Point, 2024 5:04.59
6. Hannah Spears, Holliday, 2021 5:04.87
7. Cara Sims, Elysian Fields, 2024 5:07.33
8. Celelia Robinson, Leonard, 1980 \*5:07.44
9. Sophia Bendet, UC-Randolph, 2023 5:07.56
10. Macy Schulte, Comanche, 2012 5:07.75

### 2A

1. Kelsey Hermes, Lindsay, 2011 5:04.75
2. Tracie Ackerhielm, SS North Hopkins, 2000 5:06.81
3. Hope Fullwood, Roscoe Highland, 1979 \*5:06.84
4. Darla Graham, Iraan, 1983 \*5:07.44
5. Cameron Belcher, Windthorst, 2024 5:08.74
6. Magan Moore, Archer City, 2003 5:10.77
7. Cindy Harper, Woodson, 1986 \*5:13.34
8. Lindsey Putman, Ropesville Ropes, 2007 5:13.92
9. Laurie Byrd, Round Top-Carmine, 2010 5:13.96
10. Kyla Kane, Wellington, 2021 5:14.56

### 1A

1. Taytum Goodman, Earth-Springlake, 2024 5:03.60
2. Taytum Goodman, Earth-Springlake, 2023 5:04.92
3. Taytum Goodman, Earth-Springlake, 2021 5:06.78
4. Sienna Collins, Saltillo, 2017 5:15.40
5. Camille Harris, Barks. Nueces Canyon, 2017 5:16.10
6. Jace Chisum, Jayton, 2024 5:16.13
7. Izabelle Smith, Spur, 2016 5:16.79
8. Kaitlin Bell, O'Donnell, 2016 5:17.55
9. Taytum Goodman, Earth-Springlake, 2022 5:20.31
10. Lily Benson, Roby, 2024 5:21.03

### 4x400-METER RELAY

#### 6A

1. DeSoto, 2017 (Jalese Moore, Rosaline Effiong, Cierra Wash, Bryannia Murphy) 3:37.85
2. Fort Bend Marshall, 2005 (Cyne Wardsworth, Candyce Cross, Carmen Mitchell, Brandi Cross) 3:38.52



Natalie Cook - Lewisville Flower Mound



3. DeSoto, 2018 (Jalese Moore, Cierra Wash, Zariah Jones, Bryannia Murphy) 3:38.59
4. Duncanville, 2018 (Dy'Mond Wiley, Payge Side, Tynecia Singletary, Arius Williams) 3:39.00
5. Humble Summer Creek, 2024 (Madisyn Jackson, Phoenix Phillips, Kaiyah Brown, Brooke Lloyd) 3:39.74
6. Duncanville, 2017 (Dy'Mond Wylie, Payge Side, Diona Warren, Arius Williams) 3:40.15
7. Mansfield Timberview, 2012 (Jazmine Warden, Briana Adams, Kaitlyn Williams, Kristyn Williams) 3:40.51
8. Houston Westside, 2004 (Shalane Walker, Vanessa Kienast, Janet Jones, Katie Baker) 3:40.53
9. Alvin Shadow Creek, 2024 (Mackenzie Collins, Tiffany Mugubi, Lailah Hudson, Madyson Thurmond) 3:40.61
10. Alvin Shadow Creek, 2023 (Mackenzie Collins, Madyson Thurmond, Tiffany Magubi, Nia Parks) 3:40.75

### 5A

1. Lancaster, 2008 (Jerneshia Mergerson, Tiara Miller, Danielle Hill, Teegan Hill) 3:40.41
2. Lancaster, 2005 (Keshima Starks, Teshania Langston, Sha'Ray Butler, Tiara Sims) 3:42.77
3. Lancaster, 2015 (Jania Garrett, Tylantiss Atlas, Leearia Horn, Taylor Rockwell) 3:43.54
4. Frisco Heritage, 2018 (Jaidyn McCallon, Peyton Jones, Jaidah McCallon, Bailey Lear) 3:43.72
5. Lancaster, 2003 (Keshima Starks, Teshania Langston, Brittney Scott, Jerrika Chapple) 3:44.15
6. Houston Westbury, 2010 (Tiara Cross, Normaria Lane, Kathy Lenore, Christy Udoh) 3:44.53
7. McKinney North, 2018 (Brooke Givens, Elon'a Jones, Danielle Nicholson, Jania Martin) 3:44.89
8. McKinney North, 2016 (Ashlyn Knox, Elon's Jones, LaSean Davis, Jania Martin) 3:45.05



Shelbi Vaughan - Mansfield Legacy

9. Lancaster, 2024 (Datavia Hunter, Milan Lathan, Sarai James, Saniyah Miller) 3:45.38
10. Lancaster, 2000 (Chasity Summerville, Cammorah Washington, Candace Davis, Jerrika Chapple) 3:45.40

### 4A

1. Waco La Vega, 2013 (Brianna Sanders, De'Aijha Hicks-Boyce, Kobi Gill, Chelsi Gill) 3:49.75
2. Tex. Liberty-Eylau, 2017 (Lauren George, Lamiah George, Frechaundra Waller, Helensia Green) 3:50.01
3. Waco La Vega, 2007 (LaCandice Sanders, O'Koye Hobbs, Amber White, Ashley White) 3:50.02
4. Alvin Iowa Colony, 2024 (Arius Williams, Adriana Murry, Bailee Wiltunrer, Ashtyn Lewis) 3:50.54
5. Huffman Hargrave, 2024 (Rika Witt, Celeste Cantu, Jade Williams, Lilly Sarbeck) 3:51.46
6. Houston Sterling, 1979 (Loretta Roper, Karen Young, Sheila LaBome, Easter Gabriel) \*3:51.74
7. Post, 1989 (Sara Alexander, Crystal Clay, Kim Wulfjen, Dana Morris) \*3:52.04
8. Canyon, 2023 (Addyson Bristow, Tahlia Solis, Brooklyn Kinsey, Abree Winfrey) 3:52.06
9. Dallas Carter, 2017 (Legend Harris, Deziree Porter, Feja Hodges, Zhalynd Richards) 3:52.06
10. Kennedale, 2004 (Abefi Asare, Camari Hoskins, Courtney Lee, Jordan Durham) 3:52.22

### 3A

1. UC-Randolph, 2024 (Jaela Smith, Sophia Bendet, Ariela Millian, Taylro Nunez) 3:50.19
2. Leonard, 2017 (Jessi Bennett, Kelcie Simmons, Katherine Thern, Natalie Simmons) 3:51.05
3. Goliad, 2024 (Karolynn Youngblood, Ashley Wood, Addison Zamzow, Kyla Hill) 3:51.80
4. Wall, 2017 (Jayden Fiebiger, Hope Van De Walle, Sawyer Lloyd, Faith Roberson) 3:52.25
5. Longview Spring Hill, 1978 (Bobbie Ballard, Linda Clark, Belinda Edward, Karen Jackson) #\*3:53.84
6. Shallowater, 2023 (Maci Moravcik, Mia St. Clair, Maggie Grimes, Makki Hart) 3:53.89
7. Marlin, 2011 (Tayla Taylor, Raven Harbert, Tyneshae Lewis, Brarysheya Simpson) 3:54.00
8. Cisco, 2002 (Aissa Winnett, Jessica Stovall, Staci Bennefield, JimAnne Baker) 3:54.26
9. Gunter, 2023 (Norah Layman, Makena Fady, Elle Whitteker, Ava Cantrell) 3:54.71
10. Leonard, 2018 (Jessi Bennett, Kelcie Simmons, Remi Long, Natalie Simmons) 3:54.97

### 2A

1. Panhandle, 2022 (Avery Sides, Sydney Adee, Leah Land, Macklynn Land) 3:55.79
2. Panhandle, 2021 (Skylar Maurer, Emmery Sides, Sydney Adee, Macklynn Land) 3:56.09
3. Goldthwaite, 2024 (Madison Wood, Hope Hermsmeyer, Rylie Hillis, Lainey Jernigan) 3:56.40
4. Era, 2017 (Briana Knabe, Katie Kolb, Raegan Dietz, Kylie Howard) 3:56.94

5. Mason, 2023 (Kamryn Loeffler, Brooklyn Gleg-horn, Emma McCrea, Eliza Cope) 3:58.74
6. Panhandle, 2024 (Makennah Austin, Carly Land, Riley Segura, Leah Land) 3:58.98
7. Gladewater Union Grove, 2017 (Kyra Winn, Hanna Chambliss, Summer Grubbs, Cheyenne Grubbs) 4:00.06
8. Stamford, 2024 (Emma Follis, Kenzie Salazar, Deavine Hoadley, Laineef Lefevre) 4:00.08
9. Shelbyville, 2015 (Keanna Osby, Adaisia Cartwright, JaKyra Ross, Cleosha Jeter) 4:00.30
10. Haskell, 2022 (Asia Billington, Brittany Andrews, Emma Roewe, Savanna Camacho) 4:00.37

### 1A

1. Happy, 2019 (Bailee Baggerman, Emily Berry, Kenli Johnson, Rylee Johnson) 4:03.67
2. Throckmorton, 2024 (Emma Myer, Summer Shepherd, Mady Shield, Lily Cunningham) 4:06.93
3. Gordon, 2024 (Abigail Kirkpatrick, Ava Hawkins, Marley Jackson, Gracie Lain) 4:07.82
4. Roby, 2024 (Taylor Jeffrey, Chasity Benson, Lilly Benson, Hailee Garmer) 4:07.89
5. Blum, 2018 (Harley Scott, Madison Rowland, Emma Rodriguez, Gentrye Munden) 4:08.30
6. Happy, 2018 (Abigail Drake, Kenli Johnson, Daisy Berry, Rylee Johnson) 4:09.20
7. Nazareth, 2023 (Tatum Peterson, Chloe Birkenfeld, Maddie Brockman, Caroline Myrick) 4:09.47
8. Lingleville, 2019 (Nicole Koke, Selina Alvarado, Anna Koke, Ilse Deboer) 4:09.72
9. Blum, 2017 (Harley Scott, Emma Rodriguez, Gentrye Munden, Hope Thomas) 4:10.09
10. Nazareth, 2024 (Chloe Birkenfeld, Kelsie Gunter, Maddie Brockman, Tatum Peterson) 4:10.39

## DISCUS

### 6A

1. Shelbi Vaughan, Mansfield Legacy, 2012 187-10
2. Emma Sralla, Lewisville Marcus, 2023 184-0
3. Emma Sralla, Lewisville Marcus, 2022 174-3
4. Amelia Flynt, Katy Cinco Ranch, 2021 173-7
5. Chrystal Herpin, Pearland Dawson, 2021 166-11
6. Emma Sralla, Lewisville Marcus, 2021 163-10
7. Skylar Bohlman, Lewisville Hebron, 2022 162-7
8. Shelbi Vaughan, Mansfield Legacy, 2011 161-0
9. Cion Hicks, Killeen Shoemaker, 2012 160-10
10. Cion Hicks, Killeen Shoemaker, 2013 160-6

### 5A

1. Madeleine Fey, Midlothian, 2023 175-8
2. Madeleine Fey, Midlothian, 2024 164-6
3. D'Andra Carter, Red Oak, 2005 163-6
4. Chamaya Turner, Comal Canyon, 2011 162-8
5. Madeleine Fey, Midlothian, 2022 160-3
6. Chamaya Turner, Comal Canyon, 2012 160-2
7. Maria Matos, Klein Oak, 2005 158-3





# GIRLS TRACK AND FIELD

## RECORDBOOK

- Michelle Carter, Red Oak, 2003 157-11
- Michelle Carter, Red Oak, 2002 157-3
- D'Andra Carter, Red Oak, 2004 156-5

### 4A

- Carlie Weiser, Giddings, 2022 157-4
- Carlie Weiser, Giddings, 2023 155-10
- Johvonne Hernandez, Port Isabel, 2001 155-5
- Charlissa Foster, Cameron Yoe, 2007 154-9
- Karen Honea, Ingram Moore, 2000 153-9
- Carlie Weiser, Giddings, 2021 153-6
- Precious Thibodeaux, Van Vleck, 1996 151-4
- Valerie Hunt, Monahans, 2024 151-1
- Johvonne Hernandez, Port Isabel, 2000 150-10
- Stacia Newton, Kennedale, 2009 150-5

### 3A

- Zada Swoopes, Whitewright, 2017 164-0
- Precious Thibodeaux, Van Vleck, 1997 154-9
- Paige Newby, Colorado City, 2007 154-5
- Taylor Wiseman, Childress, 2023 150-5
- Crystal Averitt, Boyd, 2001 150-3
- Olivia Hildebrand, Whitesboro, 2024 150-1
- Paige Newby, Colorado City, 2006 149-1
- Stormy Harrison, Cisco, 2007 148-2
- Olivia Hildebrand, Whitesboro, 2023 145-11
- Crystal Kubena, East Bernard, 1993 145-8

### 2A

- Ranessa Crawford, Evant, 1993 152-0
- Vickilee Cobern, Paint Rock, 1978 150-10
- Vickilee Cobern, Paint Rock, 1977 146-10
- Haley Teel, Gregory-Portland, 2014 144-10
- Terri Argubright, Agua Dulce, 1985 144-10
- Culley Jo Dawson, Water Valley, 2003 144-5
- Terri Argubright, Agua Dulce, 1986 144-1
- Kandra Lakey, Roby, 2003 142-0
- Stacey Miller, Grandfalls-Royalty, 1999 141-6
- DeAnn Washington, Milano, 2006 139-7

### 1A

- Zoe Burleson, Rocksprings, 2019 156-10
- Xiomara Rodriguez, Lasara, 2024 154-7
- Zoe Burleson, Rocksprings, 2018 150-4
- Keegan Coble, Jonesboro, 2019 145-9
- Bella Mahone, Strawn, 2021 145-8
- Zoe Burleson, Barks. Nueces Canyon, 2017 139-2
- Xiomara Rodriguez, Lasara, 2023 136-11
- Milly Hughes, Strawn, 2024 135-2
- Tricia Williams, Lometa, 2014 134-1
- Keegan Coble, Jonesboro, 2018 133-6

## HIGH JUMP

### 6A

- Jolanda Jones, Alief Elsik, 1984 6-1.5
- Victoria Lucas, Midland, 2007 6-1
- Erin Aldrich, Richardson Lake Highlands, 1995 6-1

- Brittani Carter, Fort Bend Marshall, 2007 6-0
- Epley Bullock, Allen, 2004 6-0
- Destinee Hooker, San Antonio Southwest, 2004 6-0
- Inika McPherson, Port Arthur Memorial, 2004 6-0
- Erin Aldrich, Richardson Lake Highlands, 1996 6-0
- Bianca McKell, El Paso Coronado, 1995 6-0
- Robyn Burkhardt, San Antonio East Central, 1997 5-11

### 5A

- Amy Acuff, Corpus Christi Calallen, 1991 6-2.25
- Amy Acuff, Corpus Christi Calallen, 1993 6-2
- Hannah Pfiffner, Frisco Wakeland, 2022 6-0
- Amy Acuff, Corpus Christi Calallen, 1992 6-0
- Caroline Wolf, Waco Midway, 2003 5-10.5
- 10 athletes tied 5-10

### 4A

- Alexus Henry, Bridge City, 2015 5-10.5
- Laci Lewis, Robinson, 1996 5-10.25
- Pam Jones, Marlin, 1990 5-10
- Rhonda Bell, Brownsboro, 1989 5-10
- Lauren Cook, Liberty, 2011 5-9
- Kati Holly, Monahans, 2008 5-9
- Becky Christensen, Celina, 2004 5-9
- Kim Williams, Cuero, 2000 5-9
- Lacrecia Davenport, Round Rock, 1989 5-9
- Camille Cockerham, Red Oak, 1981 5-9

### 3A

- Leigh Anne Crews, Woodsboro, 1989 6-1.5
- Louise Ritter, Red Oak, 1975 5-11
- Shadasia Brackens, Fairfield, 2023 5-10
- Abby Elmore, Gunter, 2023 5-10
- Shadasia Brackens, Fairfield, 2022 5-10
- Becky Collins, Refugio, 1998 5-10
- Andy Preas, Cooper, 1983 5-10
- Four athletes tied 5-9

### 2A

- Ashley Robbins, Tilden McMullen Co., 2002 6-0.25
- Ashely Robbins, Tilden McMullen Co., 2003 5-10
- Alesha Stegmoller, Priddy, 2001 5-10
- Alesha Stegmoller, Priddy, 2003 5-9
- Lacy Wilson, Shamrock, 2003 5-9
- Alesha Stegmoller, Priddy, 2002 5-9
- Carrie Davis, Groom, 2000 5-9
- Heather Schreiber, Windthorst, 2000 5-9
- Sarah Dodds, Brookesmith, 1998 5-8.25
- Eight athletes tied 5-8

### 1A

- Rylee Hennig, Aquilla, 2021 5-7
- Amaya Brown, Coolidge, 2021 5-6
- Miranda Goswick, Westbrook, 2019 5-5
- Kylee Henning, Aquilla, 2019 5-4
- Rylee Hennig, Aquilla, 2018 5-4
- Gentrye Munden, Blum, 2018 5-4
- Hannah Moore, Mount Enterprise, 2016 5-4



Nastassja Campbell - New Caney

- Makinna Serrata, Tilden McMullen Co., 2016 5-4
- Six athletes tied 5-3

## LONG JUMP

### 6A

- Ayanna Jones, Belton, 2022 &21-3.5
- Kynnedey Flannel, Alvin, 2017 21-2.75
- Francheska Ketchum, Alief Elsik, 2002 &20-8.5
- Sabrina Taylor, Lufkin, 2005 20-8.25
- Samiyah Samuels, Cypress Springs, 2015 &20-7.75
- Marshevet Hooker, SA Southwest, 2002 &20-5.5
- Meledy Smith, Houston Sterling, 1983 20-5
- Carlette Guidry, Houston Sterling, 1986 20-4.75
- Claire Bryant, Houston Memorial, 2018 &20-4.75
- Sametria Smith, Midland, 2018 20-4.25

### 5A

- Chandi Jones, Bay City, 2000 20-10.25
- Jasmine Moore, Mansfield Lake Ridge, 2018 &20-8
- Starlie Graves, Brenham, 1988 20-3.25
- A'Lexus Brannon, Beaumont Ozen, 2010 20-3
- Taylor Fingers, Mansfield Timberview, 2023 &20-1
- A'Lexus Brannon, Beaumont Ozen, 2008 20-0.5
- Kimberly Beasley, Dallas Madison, 1983 19-11.75
- Ryhan Balous, McKinney North, 2024 19-11.25
- Brandi Starfield, Pflugerville Connally, 2005 &19-11.25
- Starlie Graves, Brenham, 1989 19-11

### 4A

- Ychliindria Spears, Luling, 2001 21-3.25
- Ychliindria Spears, Luling, 2000 21-1.5
- Ychliindria Spears, Luling, 2002 20-5.75
- Ychliindria Spears, Luling, 1999 20-5.75



- Alexis Brown, Kennedale, 2017 20-0.25
- Kiana Van Haaren, Comal Davenport, 2022 &19-8
- Pauline Darkentell, Stafford, 1987 19-7
- Sharon Hudson, Dalhart, 1986 19-6.5
- Nanceen Perry, Fairfield, 1994 19-5.5
- Carolyn Amos, Marble Falls, 1979 19-5.5

### 3A

- Taylor Nunez, UC-Randolph, 2023 20-2.50
- Taylor Nunez, UC-Randolph, 2023 20-0.50
- Monique Hackney, Alto, 2005 19-11
- Taylor Nunez, UC-Randolph, 2022 19-7.50
- Taylor Nunez, UC-Randolph, 2023 19-6.75
- Chadnee Knox, Omaha Pewitt, 2013 19-6.75
- Roshunda Betts, Hughes Springs, 1999 19-5.25
- Caira Pettway, Sunnyvale, 2017 19-4.5
- Natalie Simmons, Leonard, 2017 &19-3.25
- Two athletes tied 19-3

### 2A

- Susan Bean, Miami, 1981 18-11.25
- Tiwana Cary, Detroit, 1991 18-11
- Bonnie Richardson, Rochelle, 2007 18-10
- Kyle Metzler, Lindsay, 2023 &18-10
- Jacy Steelman, Era, 2010 18-8
- Kaprisha Henderson, Memphis, 2008 18-7.25
- Tiffany Hawkins, Hubbard, 2006 &18-7.25
- Bonnie Richardson, Rochelle, 2008 18-7
- Alison Callicoatte, D'Hanis, 1987 18-6.5
- Kami Norton, Albany, 2013 &18-6

### 1A

- Sydney Ritter, Groom, 2018 &18-3.75
- Vivi Beneitez, Iredell, 2017 &17-10.5
- Makinna Serrata, Tilden McMullen Co., 2018 &17-7
- Ella Anttila, Jonesboro, 2017 &17-6.75
- Kaitlyn Clardy, Anton, 2018 &17-6.25
- Claudia Escamilla, Morgan, 2013 17-4.75
- Sydney Ritter, Groom, 2017 17-4.25
- Lilly Worbington, Kopperl, 2017 &17-3.75
- Kaegen Jones, Merten Irion Co., 2022 &17-3.5
- Brianna Devereaux, Shamrock, 2017 &17-3.25

## POLE VAULT

### 6A

- Molly Haywood, Tomball Memorial, 2022 14-3
- Skyler Schuller, Coppell, 2022 14-0
- Emily Fitzsimmons, Austin Lake Travis, 2021 13-9
- Desiree Freier, Northwest, 2013 13-9
- Shade Weygandt, Mansfield, 2007 13-7
- Seven athletes tied 13-6

### 5A

- Alexandra Harber, McKinney North, 2023 13-9.25
- Nastassja Campbell, New Caney, 2018 13-9
- Lakan Taylor, Fort Worth Boswell, 2013 13-8

- Lakan Taylor, Fort Worth Boswell, 2012 13-3
- Brittany Parker, McKinney, 2005 13-3
- Brittany Parker, McKinney, 2006 13-0.25
- Seven athletes tied 13-0

### 4A

- Alencia Lentz, Comal Canyon Lake, 2023 13-6
- Kashlee Dickinson, Canyon, 2023 13-6
- Alencia Lentz, Comal Canyon Lake, 2022 13-6
- Alencia Lentz, Comal Canyon Lake, 2022 13-3
- Anna Cathryn Griffith, Taylor, 2018 13-3
- Anna Cathryn Griffith, Taylor, 2017 13-2.5
- Kally Long, Wimberley, 2014 13-2
- Jessie Johnson, Argyle, 2012 13-1
- Seven athletes tied 13-0

### 3A

- Chloe Wall, Farmersville, 2017 13-0
- Joy Sherwood, SA GH Monte Vista, 2021 12-9
- Olivia Baird, Mount Vernon, 2024 12-6
- Laney Kucera, West, 2023 12-6
- Laney Kucera, West, 2022 12-6
- Abeni Kratzmeyer, Mineola, 2021 12-6
- Abeni Kratzmeyer, Mineola, 2019 12-6
- Madison Pecot, White Oak, 2014 12-6
- Olivia Baird, Mount Vernon, 2023 12-3
- Jessie Gibbs, Tuscola Jim Ned, 2007 12-3

### 2A

- Ella Strickland, Sunray, 2022 13-9.25
- Ella Strickland, Sunray, 2021 13-0.25
- Kaylee Hunt, Hico, 2023 12-3
- Sarah Vann, Evant, 2010 12-3



Michelle Carter - Red Oak

- Seven athletes tied 12-0

### 1A

- Celsey Randolph, Water Valley, 2013 11-6
- Hannah Hartman, Santa Anna, 2013 11-6
- Paige Elliott, Rocksprings, 2021 11-3
- Katelyn Bohensky, Bronte, 2021 11-0
- Lexi Wagner, Cherokee, 2017 11-0
- Sydney Gonzales, Lenorah Grady, 2022 10-10
- Ronni McClain, Zephyr, 2024 10-6
- Lexi Wagner, Cherokee, 2018 10-6
- Five athletes tied 10-3

## SHOT PUT

### 6A

- Stevanie Wadsworth, Hurst Bell, 1990 51-2
- Suzanne Snider, Robinson, 1973 50-4.75
- Shelbi Vaughan, Mansfield Legacy, 2012 50-1.25
- Jenny Dahlgren, Klein, 2003 49-4
- N'Dia Warren-Jaques, Conroe Oak Ridge, 2014 48-10
- Meia Gordon, Houston Cypress Creek, 2015 48-8
- Stevanie Wadsworth, Hurst Bell, 1989 48-3
- Leilyn Miles, Northwest Nelson, 2015 48-0.25
- Cion Hicks, Killeen Shoemaker, 2013 47-9
- Jazmine Thompson, Harlingen, 2024 47-8

### 5A

- Michelle Carter, Red Oak, 2003 54-10.75
- Michelle Carter, Red Oak, 2002 53-3.75
- Dana Olson, Austin Westlake, 1979 49-11
- Michelle Carter, Red Oak, 2001 49-8.25
- Faith Ette, Mansfield Lake Ridge, 2018 49-4
- Haley Teel, Gregory-Portland, 2014 49-0
- Lauren St. Peters, Aledo, 2024 48-9.75
- Serina Ramirez, Rio Grande City, 2023 48-7.75
- Melanie Duron, Laredo Martin, 2022 48-6.25
- Michelle Carter, Red Oak, 2000 48-5.25

### 4A

- Alicia Thompson, Big Lake Reagan Co., 1994 48-11.5
- Carlie Weiser, Giddings, 2023 48-0.75
- Carlie Weiser, Giddings, 2021 47-7
- Beverly Scott, Columbus, 1999 47-4.5
- Alicia Thompson, Big Lake Reagan Co., 1993 47-4
- Ericka Hernandez, Gonzales, 2016 46-3.5
- Catherine Shaw, Ballinger, 1981 46-1.5
- Carlie Weiser, Giddings, 2022 46-1
- Valerie Hunt, Monahans, 2024 46-0.25
- Temika Perry, Gladewater Sabine, 2002 45-8

### 3A

- Lydia Bush, Leonard, 2002 46-8.25
- Stormy Harrison, Cisco, 2007 45-1.75
- Stormy Harrison, Cisco, 2005 45-0.75
- Sherry Crutsinger, Aubrey, 1979 44-11.5
- Samantha Taylor, Corrigan-Camden, 2011 44-11



- Zada Swoopes, Whitewright, 2017 44-8
- Leandra Tate, Albany, 2001 44-5.5
- Janice Dzuik, Poth, 1986 44-2.25
- Tiffanie Reeves, Olney, 2003 44-0.75
- Early Douglas, Mart, 1978 44-0

### 2A

- Kiara Pulliam, Louise, 2007 44-2
- Meadow Gallentine, Anson, 2022 43-11.25
- Annette Nester, D'Hanis, 1979 43-9
- Joann Wooley, Sudan, 1987 43-8.25
- Annette Nester, D'Hanis, 1978 43-7.25
- Aretha Louis, Aspermont, 1985 43-6.75
- Adree Lakey, Roby, 2005 43-2.25



Abigail Counts - Lewisville Flower Mound

- Sa'Niya Fowler, Cushing, 2021 42-10.25
- Kandra Lakey, Roby, 2003 42-10
- Joann Wooley, Sudan, 1986 42-6

### 1A

- Tricia Williams, Lometa, 2014 44-1.5
- Mollie Mounsey, Follet, 2016 43-7.75
- Myeshia Thomas, Amherst, 2018 43-0.5
- Tricia Williams, Lometa, 2013 42-10.25
- Zoe Burleson, Rocksprings, 2018 41-11.5
- Audrey Lozano, Balmorhea, 2016 41-8.75
- Zoe Burleson, Rocksprings, 2019 41-7
- Xiomara Rodriguez, Lasara, 2024 41-5.5
- Calie Hernandez, Roby, 2024 41-2.5
- Abigail Jones, Guthrie, 2021 40-11.25

## TRIPLE JUMP

### 6A

- Destine Smith, Houston Aldine, 1998 &46-1.5

- Jasmine Smith, Mansfield Lake Ridge, 2019 44-10
- Skylynn Townsend, Prosper Rock Hill, 2024 43-5.75
- Erica McLain, Plano East, 2002 43-5.25
- Erica McLain, Plano East, 2004 &43-4
- Brya Brewer, Cedar Hill, 2021 42-7.5
- Alisha Broussard, Pasadena Dobie, 1994 42-6.5
- Jade Johnson, Humble Summer Creek, 2022 &42-6
- Jennifer Madu, Plano East, 2012 42-4.25
- Lavada Hill, Lufkin, 1999 42-2.25

### 5A

- Ibie Benibo, Corpus Christi Calallen, 1998 &46-9.5
- Jasmine Moore, Mans. Lake Ridge, 2018 &45-4.75
- Jasmine Moore, Mans. Lake Ridge, 2017 43-4.75
- Suzan Ogunleye, Pflu. Hendrickson, 2022 42-9.25
- Latoya Phelps, Greenville, 2001 42-8.25
- Asa Garcia, Texas City, 2015 42-5.75
- LaToya Phelps, Greenville, 2002 &42-5
- Jasmine Moore, Mans. Lake Ridge, 2016 42-1.75
- A'Lexus Brannon, Beaumont Ozen, 2010 &42-0.75
- Twylana Harrison, Levelland, 1991 41-9.75

### 4A

- Ychindria Spears, Luling, 2001 44-2.25
- Ychindria Spears, Luling, 2002 &43-11
- Ychindria Spears, Luling, 2000 42-0.5
- Faye Axel, Columbus, 2015 &41-9.75
- Ychindria Spears, Luling, 1999 &41-8.5
- Feleicenne Axel, Columbus, 2014 &40-11.25
- Kenjia Collier, Houston Worthing, 2014 40-9.25
- Stacy Bowers, Waco La Vega, 1995 40-7.25
- Tristyn Allen, Sealy, 2015 &40-5.75
- Imani Wright, Tex. Liberty Eylau, 2011 &40-5

### 3A

- Kenjia Collier, Tatum, 2013 42-2.25
- Hillierie Shelton, Cisco, 1996 40-11.25
- JimAnne Baker, Cisco, 2001 40-9
- JimAnne Baker, Cisco, 2003 &40-7
- Jayana Phillips, Yoakum, 2024 40-4.25
- Alexandria Madlock, Bangs, 2016 40-4.25
- Chastity Foster, Woodville, 2007 &40-4
- Yierra Flemings, Cameron Yoe, 2024 39-9.75
- Hillierie Shelton, Cisco, 1997 39-7.75
- Cynthia Titus, Hamlin, 1986 39-7.5

### 2A

- Shametra Boykins, Karnack, 2001 40-10.5
- Ja Toryia Barnes, San Augustine, 2022 40-1.75
- Tongula Givens, Chillicothe, 1991 39-6
- Tiffany Morton, Wortham, 2000 39-4.5
- Alison Calicoatte, D'Hanis, 1988 39-4
- Jatoryia Barnes, San Augustine, 2023 &39-2
- Alexa Valenzuela, Refugio, 2018 &39-0.25
- Jordan Menton, New Deal, 2012 &39-0.25
- Brittany Williams, Sudan, 2009 &39-0.25
- Shametra Boykins, Karnack, 2000 39-0

### 1A

- Ella Anttila, Jonesboro, 2017 39-1.5
- Sydney Ritter, Groom, 2019 38-0.5
- Hanna Miller, Woodson, 2022 38-0
- Madison Williamson, Blum, 2013 37-7.5
- Sydney Ritter, Groom, 2018 &37-7.5
- Kaegen James, Mertzon Irion Co., 2022 37-0.25
- Rylee Hennig, Aquilla, 2021 36-11.25
- Hanna Miller, Woodson, 2021 36-7.25
- Alliyah Harrison, Veribest, 2023 36-7
- Makinna Serrata, Tilden McMullen Co., 2017 &36-6.75

## WHEELCHAIR 100-METER DASH

- Abigail Counts, Lewis. Flower Mound, 2022 &18.28
- Abigail Counts, Lewis. Flower Mound, 2023 18.68
- Chelsea Stein, Klein Collins, 2021 &18.74
- Abigail Counts, Lewis. Flower Mound, 2021 &18.76
- Hope Santiago, Monahans, 2021 &18.83
- Hope Santiago, Monahans, 2022 &18.92
- Katy Broadbent, Lewis. Hebron, 2021 &19.64
- Abby Dunkin, Comal Canyon, 2014 19.88
- Katy Broadbent, Lewis. Hebron, 2022 &19.88
- Jordan Lee, Arlington Lamar, 2017 20.14

## WHEELCHAIR 400-METER DASH

- Abigail Counts, Lewis. Flower Mound, 2023 1:05.34
- Abigail Counts, Lewis. Flower Mound, 2022 1:07.54
- Abigail Counts, Lewis. Flower Mound, 2021 1:07.80
- Chelsea Stein, Klein Collins, 2021 1:11.26
- Katy Broadbent, Lewis. Hebron, 2022 1:13.87
- Katy Broadbent, Lewis. Hebron, 2021 1:14.26
- Jordan Lee, Arlington Lamar, 2017 1:15.52
- Merrit McKittrick, Godley, 2019 1:15.65
- Denise Rodriguez, Rich. Pearce, 2018 1:17.47
- Abby Dunkin, Comal Canyon, 2014 1:17.65

## SEATED SHOT PUT

- Abigail Counts, Lewis. Flower Mound, 2023 19-10.75
- Abby Dunkin, Comal Canyon, 2014 18-4
- Abigail Counts, Lewis. Flower Mound, 2021 17-10.25
- Elicia Meairs, Stevens, 2021 17-9
- Elicia Meairs, Stevens, 2022 17-8.25
- Denise Rodriguez, Rich. Pearce, 2019 17-8
- Elicia Meairs, Northside Stevens, 2023 17-7.75
- Marla Ireland, CS A&M Consol., 2022 17-7.75
- Jordan Lee, Arlington Lamar, 2016 17-5.5
- Jordan Lee, Arlington Lamar, 2017 17-5.25



Haskell - 2022 Conference 2A Girls Track & Field Team Champions

**2024 (May 2-4)**  
**Mike Myers Stadium (UT), Austin**

**6A**

1	Duncanville	68
2	Alvin Shadow Creek	59
3	Humble Summer Creek	52

**5A**

1	Lancaster	70
2	Lucas Lovejoy	43
3	Comal Smithson Valley	29

**4A**

1	Alvin Iowa Colony	58
2	Paris	56
3	Frisco Panther Creek	50

**3A**

1	Universal City-Randolph	78
2	Goliad	72
3	Holliday	38

**2A**

1	Panhandle	64
	Refugio	64
3	Goldthwaite	50

**1A**

1	Roby	60
2	Throckmorton	44
3	Gordon	42

**2023 (May 2-4)**  
**Mike Myers Stadium (UT), Austin**

**6A**

1	Duncanville	50
2	Klein Forest	40
3	Lewisville Flower Mound	39

**5A**

1	Comal Smithson Valley	62
2	Lucas Lovejoy	48
3	Lancaster	46

**4A**

1	Canyon	80
2	Paris	48
3	Royal	46

**3A**

1	Universal City-Randolph	94
2	Gunter	70
3	Fairfield	61

**2A**

1	Panhandle	32
	Refugio	32
	Stamford	32

**1A**

1	Roby	47
2	Lamesa Klondike	40
	Nazareth	

**2022 (May 12-14)**  
**Mike Myers Stadium (UT), Austin**

**6A**

1	Lewisville Flower Mound	68
2	Alvin Shadow Creek	40
3	Plano East	36

**5A**

1	Fort Bend Marshall	75
2	Mansfield Timberview	61
3	Lancaster	52

**4A**

1	Canyon	70
2	Stephenville	43
3	Waxahachie Life	42.33

**3A**

1	Universal City-Randolph	86
2	Fairfield	59
3	Goliad	52

**2A**

1	Haskell	60
2	Panhandle	58
3	Eldorado	38

**1A**

1	Ackerly Sands	44
2	Cross Plains	40
3	Mertzon Irion County	30

**2021 (May 6-8)**  
**Mike Myers Stadium (UT), Austin**

**6A**

1	DeSoto	72
2	San Antonio Reagan	50
3	Katy Seven Lakes	49

**5A**

1	Fort Bend Marshall	46
	Lancaster	46
3	Burleson Centennial	40

**4A**

1	Kennedale	84
2	Canyon	70
3	Melissa	32
	Waco La Vega	32

**3A**

1	Cameron Yoe	56
2	Goliad	46
3	Brock	45

**2A**

1	Panhandle	74
2	Haskell	46
3	Marlin	44

**1A**

1	Ackerly Sands	48
2	Wildorado	45
3	Miami	42

**2020**  
(Cancelled due to COVID-19 Pandemic)

**2019 (May 10-11)**  
**Mike Myers Stadium (UT), Austin**

**6A**

1	DeSoto	121
2	Duncanville	48
3	Humble Summer Creek	38

**5A**

1	Lancaster	60
---	-----------	----





# GIRLS TRACK AND FIELD

## YEAR-BY-YEAR RESULTS

2	Fort Bend Marshall	52
3	McKinney North	40

**4A**

1	Canyon	86
2	Texarkana Liberty-Eylau	72
3	Waxahachie Life	39

**3A**

1	Atlanta	54
2	East Bernard	50
3	Blanco	38

**2A**

1	Sunray	66
2	Refugio	56
3	San Saba	44

**1A**

1	Happy	59
2	Lingleville	52
3	Water Valley	36

**2018 (May 11-12)**  
**Mike Myers Stadium (UT), Austin**

**6A**

1	DeSoto	69
2	Lewisville Marcus	42
3	Duncanville	40

**5A**

1	Mansfield Lake Ridge	88
2	McKinney North	78
3	Frisco Heritage	46

**4A**

1	Dallas Carter	60
2	Fredericksburg	44
3	Atlanta	37

**3A**

1	Leonard	89
2	East Bernard	61
3	Uplift Hampton Prep.	36

**2A**

1	Refugio	62
2	Vega	60
3	Shiner	40

**1A**

1	Blum	49
2	Rocksprings	46
3	Happy	44

**2017 (May 11-13)**  
**Mike Myers Stadium (UT), Austin**

**6A**

1	DeSoto	65
---	--------	----

2	Houston Lamar	46
3	Cypress Springs	44

**5A**

1	McKinney North	98
2	Mansfield Lake Ridge	78
3	Lancaster	66

**4A**

1	Dallas Carter	72
2	Kenndale	48
3	Taylor	43

**3A**

1	Uplift Hampton Prep.	76
2	Leonard	70
3	Altair Rice	38

**2A**

1	Gladewater Union Grove	56
2	Shiner	47
3	Refugio	40

**1A**

1	Blum	52.5
2	Barksdale Nueces County	44
3	Lamesa Klondike	32

**2016 (May 12-14)**  
**Mike Myers Stadium (UT), Austin**

**6A**

1	DeSoto	79
2	Cypress Springs	60

3	Cedar Hill	43
---	------------	----

**5A**

1	McKinney North	74
2	Arlington Seguin	46
3	Mansfield Lake Ridge	42

**4A**

1	Hardin-Jefferson	48
2	Dallas Carter	42
3	Uplift Hampton Prep.	32

**3A**

1	Sunnyvale	42
2	Altair Rice	38.75
3	Wall	38

**2A**

1	Italy	54
	Shiner	54
3	Refugio	34
	Shelbyville	34

**1A**

1	Burton	40
2	Blum	32
3	Tilden McMullen County	29

**2015 (May 14-16)**  
**Mike Myers Stadium (UT), Austin**

**6A**

1	Converse Judson	60
2	DeSoto	48



DeSoto - 2012 Conference 5A Girls Track & Field Team Champions



3 Cypress Springs 45

**5A**  
 1 Arlington Seguin 54  
 2 Fort Bend Bush 34  
 3 Lancaster 32

**4A**  
 1 Uplift Hampton Prep. 67  
 2 Texarkana Liberty-Eylau 36  
 3 Sealy 32

**3A**  
 1 Leonard 83  
 2 Edna 42  
 Rogers 42

**2A**  
 1 Rosebud-Lott 64  
 2 Shelbyville 41  
 3 Italy 40

**1A**  
 1 Burton 46  
 Cross Plains 46  
 3 Follett 40  
 Ira 40

**2014 (May 9-10)  
 Mike Myers Stadium (UT), Austin**

**5A**  
 1 Converse Judson 66  
 2 Cypress Springs 42  
 3 DeSoto 38

**4A**  
 1 Lancaster 70  
 2 Texas City 48  
 3 Canyon 39

**3A**  
 1 Corpus Christi West Oso 38  
 2 Coldspring-Oakhurst 33  
 3 Kennedale 29

**2A**  
 1 Uplift Hampton Prep 66  
 2 Rosebud-Lott 54  
 3 Jefferson 42

**1A-D1**  
 1 Van Horn 51  
 2 Albany 36  
 Italy 36  
 San Augustine 36

**1A-D2**  
 1 Cross Plains 62  
 2 Ira 46  
 3 Calvert 38

**2013 (May 10-11)  
 Mike Myers Stadium (UT), Austin**

**5A**  
 1 DeSoto 71  
 2 Garland 36  
 League City Clear Springs 36

**4A**  
 1 Houston Wheatley 58  
 Lancaster 58  
 3 Little Elm 31

**3A**  
 1 Frisco Lone Star 57  
 2 Waco La Vega 52  
 3 Kennedale 44

**2A**  
 1 Tatum 52  
 2 Rogers 48  
 3 Rosebud-Lott 44

**1A-D1**  
 1 Dallas Gateway 48  
 2 Panhandle 44  
 3 New Deal 38

**1A-D2**  
 1 Gail Borden County 44  
 2 Calvert 42  
 3 Roby 32

**2012 (May 11-12)  
 Mike Myers Stadium (UT), Austin**

**5A**  
 1 DeSoto 50  
 2 Garland 46  
 3 Mansfield Timberview 41

**4A**  
 1 Lancaster 73  
 2 Beaumont Ozen 58  
 3 Carrollton Smith 40

**3A**  
 1 Waco Connally 54  
 2 Big Spring 46  
 3 Frisco Lone Star 40

**2A**  
 1 Tatum 42  
 Universal City Randolph 42  
 3 Alvord 34  
 Crane 34  
 Rosebud-Lott 34

**1A**  
 1 Snook 56  
 2 Lindsay 44  
 3 Dallas Gateway 40

**2011 (May 13-14)  
 Mike Myers Stadium (UT), Austin**

**5A**  
 1 DeSoto 51  
 2 Garland 48  
 3 Mansfield Timberview 42

**4A**  
 1 Beaumont Ozen 60  
 2 Arlington Seguin 50  
 3 Lancaster 41

**3A**  
 1 Texarkana Liberty-Eylau 56  
 2 Big Spring 54  
 3 Liberty Hill 33

**2A**  
 1 Cameron Yoe 50  
 2 Marlin 46  
 3 Tatum 42

**1A**  
 1 Snook 58  
 2 Lindsay 57  
 3 Hamlin 47

**2010 (May 14-15)  
 Mike Myers Stadium (UT), Austin**

**5A**  
 1 Dallas Skyline 56  
 2 DeSoto 36  
 3 Houston Lamar 26

**4A**  
 1 Houston Westbury 68  
 2 Lancaster 56  
 3 Beaumont Ozen 48

**3A**  
 1 Texarkana Liberty-Eylau 56  
 2 Waco Connally 48  
 3 Longview Spring Hill 36  
 Lucas Lovejoy 36

**2A**  
 1 Altair Rice 36  
 Centerville 36  
 3 Childress 32

**1A**  
 1 Dallas Gateway 40  
 2 Era 38  
 3 Shiner 36

**2009 (May 5-6)  
 Mike Myers Stadium (UT), Austin**

**5A**  
 1 Dallas Skyline 67





# GIRLS TRACK AND FIELD

## YEAR-BY-YEAR RESULTS

2	Houston Lamar	32
3	Alief Elsik	29
	Conroe The Woodlands	29

**4A**

1	Mansfield Timberview	86
2	Lancaster	41
3	Houston Westbury	36

**3A**

1	Texarkana Liberty-Eylau	52
	Waco Connally	52
3	Lubbock Estacado	31

**2A**

1	Wallis Brazos	50
2	Crane	44.5
3	Universal City Randolph	41

3	Abilene Wylie	44
---	---------------	----

**2A**

1	Universal City Randolph	58
2	Childress	34
3	Marlin	33

**1A**

1	Rochelle	42
2	Chilton	36
	Seymour	36

**2007 (May 11-12)  
Mike Myers Stadium (UT), Austin**

**5A**

1	Desoto	56
2	Dallas Skyline	54
3	Mansfield Timberview	37

**2006 (May 12-13)  
Mike Myers Stadium (UT), Austin**

**5A**

1	Alief Taylor	62
2	Fort Bend Marshall	47
3	DeSoto	35

**4A**

1	Lancaster	88
2	Houston Westbury	60
3	Mansfield Timberview	36

**3A**

1	Dallas Madison	56
2	Stafford	54
3	Cameron Yoe	36

**2A**

1	Universal City-Randolph	45
2	San Augustine	40
	Tuscola Jim Ned	40

**1A**

1	Hubbard	82
2	Knox City	40
	Lindsay	40

**2005 (May 13-14)  
Mike Myers Stadium (UT), Austin**

**5A**

1	Dallas Skyline	72
2	Alief Taylor	46
3	College Station A&M Consolidated	36

**4A**

1	Lancaster	98
2	Houston Westbury	50
3	Fort Worth Wyatt	21

**3A**

1	Canyon	61
2	Cameron Yoe	40
	Texarkana Liberty-Eylau	40

**2A**

1	Alto	66
2	Newton	54
3	Celina	42

**1A**

1	Hamlin	68
2	Crosbyton	52
3	Falls City	48

**2004 (May 14-15)  
Mike Myers Stadium (UT), Austin**

**5A**

1	Dallas Skyline	77
2	Galena Park North Shore	50



Lancaster - 2004 Conference 4A Girls Track & Field Team Champions

**1A**

1	Rochelle	38
2	Cayuga	36
3	Lindsay	34

**2008 (May 9-10)  
Mike Myers Stadium (UT), Austin**

**5A**

1	Dallas Skyline	50
2	DeSoto	46
3	Alief Elsik	40

**4A**

1	Lancaster	84
2	Fort Worth Dunbar	58
3	Saginaw	46

**3A**

1	Canyon	72
2	Texarkana Liberty-Eylau	52

**4A**

1	Lancaster	96
2	Dallas Lincoln	54
3	Pflugerville Connally	30

**3A**

1	Dallas Madison	56
2	Canyon	55
3	Mexia	36

**2A**

1	Universal City Randolph	66
2	Woodville	64
3	Salado	32

**1A**

1	Lindsay	57
2	Vega	44
3	Memphis	24

# GIRLS TRACK AND FIELD

## YEAR-BY-YEAR RESULTS



3	Southlake Carroll	40
<b>4A</b>		
1	Lancaster	87
2	Austin Reagan	46
3	Austin Lake Travis	40
<b>3A</b>		
1	Kennedale	48
2	Stafford	38
3	Gladewater	36
<b>2A</b>		
1	Crane	53
2	San Augustine	46
3	Tuscola Jim Ned	44
<b>1A</b>		
1	Granger	50
2	Clarendon	48
3	Munester	42

### 2003 (May 9-10) Mike Myers Stadium (UT), Austin

<b>5A</b>		
1	Alief Elsik	88
2	Dallas Skyline	72
3	Houston Westbury	34
<b>4A</b>		
1	Lancaster	62
2	Crowley	36
3	Austin Lake Travis Huntsville	34
<b>3A</b>		
1	Celina	45
2	Kennedale	40
3	Forney	30
<b>2A</b>		
1	Alto	64
2	Cisco	56
3	Frankston	36
<b>1A</b>		
1	Shamrock	52
2	Paducah	36
3	Sunray	34

### 2002 (May 10-11) Mike Myers Stadium (UT), Austin

<b>5A</b>		
1	Dallas Skyline	66
2	Alief Elsik	54
3	Fort Bend Hightower	34
<b>4A</b>		
1	Lancaster	78
2	Austin Reagan	52
3	Fort Worth Eastern Hills	38



Manor - 1994 Conference 3A Girls Track & Field Team Champions

<b>3A</b>		
1	Dallas Hutchins	50
2	Luling	48
3	Vernon	38
<b>2A</b>		
1	Cisco	70
2	Celina	59
3	Hamlin	39
<b>1A</b>		
1	Shamrock	50
2	Barksdale Nueces Canyon	36
3	Meridian	34

### 2001 (May 11-12) Mike Myers Stadium (UT), Austin

<b>5A</b>		
1	Houston Lamar	48
2	Garland Rowlett	36
3	Dallas Skyline San Antonio Southwest South Grand Prairie	30
<b>4A</b>		
1	Lancaster	63
2	Austin Reagan	57
3	Port Arthur Lincoln	52

<b>3A</b>		
1	Everman	50
2	Wills Point	46

3	Luling	40
<b>2A</b>		
1	Cisco	56
2	Boyd Kerens	40
<b>1A</b>		
1	Karnack	62
2	Water Valley	44
3	Meridian	39

### 2000 (May 12-13) Mike Myers Stadium (UT), Austin

<b>5A</b>		
1	Houston Westbury	64
2	South Grand Prairie	38
3	Alief Hastings	35
<b>4A</b>		
1	Austin Reagan	57
2	Lancaster	42
3	Port Arthur Lincoln	36
<b>3A</b>		
1	Luling	62
2	Wills Point	48
3	Diboll	39
<b>2A</b>		
1	Spearman	55
2	Kerens	50
3	Hamlin	49





# GIRLS TRACK AND FIELD

## YEAR-BY-YEAR RESULTS

<b>1A</b>		
1	Karnack	46
2	Groom	30
3	Cross Plains	28
	Laird Hill Leverett's Chapel	28
	Windthorst	28

### 1999 (May 14-15) Darrell K. Royal Stadium (UT), Austin

<b>5A</b>		
1	Houston Westbury	56
2	Dallas Kimball	38
	Richardson	38

<b>4A</b>		
1	Houston Forest Brook	52
2	Crowley	40
3	Lancaster	28
	San Antonio Houston	28

<b>3A</b>		
1	Linden-Kildare	60
2	Rusk	49
3	Luling	48

<b>2A</b>		
1	San Augustine	74
2	Hamlin	46
3	Mart	32

<b>1A</b>		
1	Munday	50
2	Karnack	48
3	Wortham	38

### 1998 (May 15-16) Darrell K. Royal Stadium (UT), Austin

<b>5A</b>		
1	Houston Westbury	74
2	New Braunfels	50
3	Fort Bend Willowridge	32

<b>4A</b>		
1	Friendswood Clear Brook	58
2	Dallas Spruce	40
3	Lancaster	34

<b>3A</b>		
1	Linden-Kildare	50
2	Dallas Madison	43
3	Boyd	30

<b>2A</b>		
1	Woodsboro	65
2	Mart	45
3	Kerens	36.5

<b>1A</b>		
1	Karnack	75
2	Rocksprings	40

3	Dime Box	32
---	----------	----

### 1997 (May 9-10) Darrell K. Royal Stadium (UT), Austin

<b>5A</b>		
1	Houston Westbury	56
2	Houston Yates	54
3	Arlington Houston	32

<b>4A</b>		
1	Dallas Lincoln	50
2	Houston Worthing	42
3	Friendswood Clear Brook	38

<b>3A</b>		
1	Dallas Madison	74
2	Daingerfield	50
3	Giddings	30

<b>2A</b>		
1	Canadian	40
2	Cisco	38
	Refugio	38

<b>1A</b>		
1	Rocksprings	74
2	Karnack	66
3	Munday	42

### 1996 (May 10-11) Darrell K. Royal Stadium (UT), Austin

<b>5A</b>		
1	Dallas Skyline	52
2	Spring Westfield	50
3	Arlington Houston	44

<b>4A</b>		
1	New Braunfels	57
2	Rosenberg Lamar Consolidated	56
3	Dallas Lincoln	52

<b>3A</b>		
1	Groesbeck	58
2	Bellville	46
3	Cameron Yoe	42

<b>2A</b>		
1	Alto	66
2	Canadian	38
3	Universal City Randolph	37

<b>1A</b>		
1	Rocksprings	62
2	Karnack	37
3	Burkeville	32

### 1995 (May 12-13) Texas Memorial Stadium (UT), Austin

<b>5A</b>		
1	Dallas Carter	84
2	Dallas Skyline	52
3	Houston Westbury	36

<b>4A</b>		
1	Rosenberg Lamar Consolidated	56
2	Dallas Lincoln	54
3	Cedar Hill	45

<b>3A</b>		
1	Waco La Vega	64
2	Fairfield	52
3	Abilene Wylie	50

<b>2A</b>		
1	Celina	60
2	Schulenburg	36
3	Albany	34

<b>1A</b>		
1	Burkeville	46
2	Jarrell	38
3	Munday	32

### 1994 (May 13-14) Texas Memorial Stadium (UT), Austin

<b>5A</b>		
1	Dallas Skyline	64
2	Dallas Carter	42
3	Galena Park North Shore	26
	Rosenberg Lamar Consolidated	26

<b>4A</b>		
1	Port Arthur Lincoln	54
2	Dallas Madison	45
3	Austin Johnson	40

<b>3A</b>		
1	Manor	44
2	Abilene Wylie	40
3	Waco La Vega	38

<b>2A</b>		
1	Celina	60
2	Stanton	36
3	El Maton-Tidehaven	26
	Rosebud-Lott	26

<b>1A</b>		
1	Cross Plains	52
2	Lindsay	28
	Oakwood	28

# GIRLS TRACK AND FIELD

YEAR-BY-YEAR RESULTS



## 1993 (May 14-15)

### Texas Memorial Stadium (UT), Austin

<b>5A</b>		
1	Dallas Carter	53
2	Temple	42
3	Fort Bend Dulles	32

#### 4A

1	Houston Forest Brook	48
2	Kilgore	40
3	Lancaster	34

#### 3A

1	Fairfield	48
2	Daingerfield	40
3	Aledo	30
	Canyon	30

#### 2A

1	Schulenburg	54
2	Refugio	40
3	Celina	33

#### 1A

1	Moulton	58
2	Lindsay	36
3	Sudan	34

## 1992 (May 15-16)

### Texas Memorial Stadium (UT), Austin

<b>5A</b>		
1	Galveston Ball	62
2	Dallas Carter	48
3	Cypress Creek	33

#### 4A

1	Dallas Madison	58
2	Wichita Falls Hirschi	43
3	Dallas South Oak Cliff	39

#### 3A

1	Fairfield	42
2	Woodville	40
3	Canyon	36

#### 2A

1	Refugio	72
2	Schulenburg	37
3	Albany	24
	Celina	24

#### 1A

1	Flatonía	44
2	Jonesboro	33
3	Miles	32

## 1991 (May 10-11)

### Texas Memorial Stadium (UT), Austin

<b>5A</b>		
1	Fort Worth Dunbar	50
2	Abilene	42
	Dallas Kimball	42

#### 4A

1	Jasper	48
2	Port Arthur Lincoln	41
3	Levelland	39

#### 3A

1	Columbus	62
2	Cuero	42

Daingerfield	42
--------------	----

#### 2A

1	Albany	64
2	Alto	50
3	Timpson	46

#### 1A

1	Detroit	44
	Munday	44
3	Miles	36

## 1990 (May 11-12)

### Texas Memorial Stadium (UT), Austin

<b>5A</b>		
1	Houston Sterling	84
2	Houston Yates	36
3	Temple	29

#### 4A

1	Del Valle	48
2	Dallas Highland Park	40
3	Corsicana	39

#### 3A

1	Daingerfield	45
2	Bonham	38
3	Cuero	36

#### 2A

1	Weimar	58
2	Frankston	52
3	Refugio	44

#### 1A

1	Munday	92
2	Bronte	32
3	Detroit	30

## 1989 (May 12-13)

### Texas Memorial Stadium (UT), Austin

<b>5A</b>		
1	Houston Sterling	90
2	Dallas Carter	74
3	San Antonio Southwest	36

#### 4A

1	Corsicana	64
2	Brenham	36
	Dallas Highland Park	36

#### 3A

1	Bonham	66
2	Hardin-Jefferson	36
	Palacios	36
	Post	36

#### 2A

1	Refugio	50
---	---------	----



Cayuga - 1985 Conference 1A Girls Track & Field Team Champions





# GIRLS TRACK AND FIELD

## YEAR-BY-YEAR RESULTS

2	Elkhart	44
3	Panhandle	36

**1A**

1	Munday	94
2	Mertzou Irion County	44
3	Miles	28

**1988 (May 13-14)**  
**Texas Memorial Stadium (UT), Austin**

**5A**

1	Dallas Carter	76
2	Houston Sterling	30
3	Tyler	29

**4A**

1	Pampa	68
2	Brenham	60
3	Taylor	38

**3A**

1	Yoakum	47
2	Gilmer	40
3	Bonham	36

**2A**

1	Refugio	76
2	Kerens	68
3	Hawkins Wall	30

**1A**

1	Munday	84
2	D'Hanis	56
3	Booker	45

**1987 (May 15-16)**  
**Texas Memorial Stadium (UT), Austin**

**5A**

1	Fort Worth Trimble Tech	44
2	Dallas Carter	39
3	Houston Sterling	38

**4A**

1	Brenham	72
2	Pampa	66
3	Port Arthur Lincoln	40

**3A**

1	Elgin	42
2	Linden-Kildare	27
3	Brownfield Giddings	24

**2A**

1	Refugio	98
2	Kerens	52
3	Wallis Brazos	42

**1A**

1	Karnack	74
2	Munday	69
3	Knox City	52

**1986 (May 16-17)**  
**Texas Memorial Stadium (UT), Austin**

**5A**

1	Houston Sterling	104
2	Dallas Carter	58
3	Dallas South Oak Cliff	34

**4A**

1	Pampa	78
2	Brenham	72
3	Wharton	34

**3A**

1	Refugio	66
2	Giddings	36
3	Vernon	34

**2A**

1	Hamlin	46
2	La Vernia	44
3	Coleman	35

**1A**

1	Cayuga	56
2	Paradise	48
3	Vega	45

**1985 (May 10-11)**  
**Texas Memorial Stadium (UT), Austin**

**5A**

1	Houston Sterling	74
2	Beaumont Charlton-Pollard	52
3	Houston Smiley	49

**4A**

1	Fort Worth Poly	60
2	Silsbee	51
3	Port Arthur Lincoln	36

**3A**

1	Refugio	58
2	Marlin	46
3	Frisco	42

**2A**

1	Hamlin	64
2	Henrietta Midway	26
3	Coleman Thrall	24

**1A**

1	Cayuga	48
2	Calvert	46
3	Iraan	36

**1984 (May 4-5)**  
**Texas Memorial Stadium (UT), Austin**

**5A**

1	Alief Elsik	38
	Dallas Carter	38
3	Amarillo Dallas South Oak Cliff	32

**4A**

1	Sweetwater	42
2	Fort Worth Poly	40
3	Paris	30

**3A**

1	Altair Rice	58
	Diboll	58
3	Gilmer	34



Elgin - 1987 Conference 3A Girls Track & Field Team Champions

# GIRLS TRACK AND FIELD

## YEAR-BY-YEAR RESULTS



<b>2A</b>		
1	Frisco	76
2	Hamlin	53
3	Clarendon	36

<b>1A</b>		
1	Falls City	60
2	Prairie Lea	32
3	Iraan	28

**1983 (May 6-7)**  
**Texas Memorial Stadium (UT), Austin**

<b>5A</b>		
1	Houston Smiley	63.5
2	Texarkana Texas	45
3	Houston Sterling	40

<b>4A</b>		
1	Fort Worth Poly	81
2	Dallas Madison	44
3	Wharton	28

<b>3A</b>		
1	Gilmer	52
2	Robinson	43
3	Palestine Westwood	40

<b>2A</b>		
1	Frisco	80
2	Hamlin	46
3	Hawkins	41.5

<b>1A</b>		
1	Price Carlisle	48
2	Falls City	40
3	May	32


**1982 (May 7-8)**  
**Texas Memorial Stadium (UT), Austin**

<b>5A</b>		
1	Houston Smiley	42
2	Alief Elsik	39
3	Longview	37

<b>4A</b>		
1	Gregory-Portland	40
	Paris	40
3	Lubbock Estacado	38

<b>3A</b>		
1	Slaton	52
2	Aledo	44
3	Goliad	41

<b>2A</b>		
1	Frisco	88
2	Hamlin	64
3	Clarendon	40



Goliad - 1981 Conference 3A Girls Track & Field Team Champions

<b>1A</b>		
1	Falls City	52
2	Price Carlisle	36
3	Roby	30

**1981 (May 8-9)**  
**Texas Memorial Stadium (UT), Austin**

<b>5A</b>		
1	Dallas Skyline	44
2	Houston Sterling	38
3	La Marque	36

<b>4A</b>		
1	Gregory-Portland	40
2	Brenham	37
	Dallas Madison	37

<b>3A</b>		
1	Goliad	42
2	Aledo	40
3	Dalhart	30
	La Grange	30

<b>2A</b>		
1	Frisco	72
2	Hamlin	50
3	Jourdanton	40

<b>1A</b>		
1	Mount Enterprise	58
2	Price Carlisle	48
3	Chilton	42

**1980 (May 2-3)**  
**Texas Memorial Stadium (UT), Austin**

<b>4A</b>		
1	Bryan	62
2	Fort Worth Trimble Tech	56

3	Austin High	38
---	-------------	----

<b>3A</b>		
1	Brenham	51
2	Canyon	46
3	Sweetwater	40

<b>2A</b>		
1	Clyde	80
2	Sealy	52
3	Stanton	42

<b>1A</b>		
1	Hamlin	54
2	Pottsboro	36
3	Kerens	28
	Munday	28

<b>B</b>		
1	Miami	64
2	Chilton	56
3	Matador Motley County	30

**1979 (May 4-5)**  
**Texas Memorial Stadium (UT), Austin**

<b>4A</b>		
1	Fort Worth Trimble Tech	66
2	Galveston Ball	40
	Houston Sterling	40

<b>3A</b>		
1	Brenham	78
2	Canyon	38
3	Austin Westlake	36

<b>2A</b>		
1	Powderly North Lamar	60
2	Marble Falls	40
3	Waller	36





# GIRLS TRACK AND FIELD

## YEAR-BY-YEAR RESULTS

<b>1A</b>		
1	Sunray	48
2	Karnack	46
3	Bovina	33

<b>B</b>		
1	Miami	52
2	Matador Motley County	46
3	Lometa	34

**1978 (May 5-6)**  
Texas Memorial Stadium (UT), Austin

<b>4A</b>		
1	Fort Worth Trimble Tech	52
2	Galveston Ball	48
3	San Antonio Houston	38

<b>3A</b>		
1	Canyon	59
2	McKinney	42
	Odessa Ector	42

<b>2A</b>		
1	Bellville	48
2	Powderly North Lamar	36
3	Groesbeck	30

<b>1A</b>		
1	Bovina	47
2	Longview Spring Hill	46
3	Iraan	28
	Woodsboro	28

<b>B</b>		
1	Rising Star	61
2	Newcastle	46
3	Miami	42

**1977 (May 6-7)**  
Texas Memorial Stadium (UT), Austin

<b>4A</b>		
1	Fort Worth Trimble Tech	59
2	Fort Worth Wyatt	52
3	Fort Worth Eastern Hills	30

<b>3A</b>		
1	Canyon	75
2	Vernon	46
3	Austin Westlake	32

<b>2A</b>		
1	Marble Falls	58
2	Bellville	54
3	Powderly North Lamar	50

<b>1A</b>		
1	Paducah	48
2	Longview Spring Hill	44
3	Southlake Carroll	42

<b>B</b>		
1	Meridian	54
2	Crawford	42
3	Windthorst	38

**1976 (May 7-8)**  
Texas Memorial Stadium (UT), Austin

<b>4A</b>		
1	Fort Worth Trimble Tech	48
2	Fort Worth Eastern Hills	42
3	Houston Forest Brook	34

<b>3A</b>		
1	Canyon	47
2	New Caney	34
3	Corpus Christi West Oso	28
	Waco Midway	28

<b>2A</b>		
1	Bellville	54
2	Hempstead	40
	Marble Falls	40

<b>1A</b>		
1	Paducah	53
2	Bovina	50
3	Sabinal	41

<b>B</b>		
1	Meadow	54
2	Rising Star	48
3	Newcastle	36

**1975 (May 2-3)**  
Texas Memorial Stadium (UT), Austin

<b>4A</b>		
1	Conroe	58
2	Temple	52
3	Fort Worth Paschal	30

<b>3A</b>		
1	Waco Midway	56
2	Mexia	54
3	West Columbia Columbia	48

<b>2A</b>		
1	Olton	62
2	Waco Robinson	52
3	Ingleside	34

<b>1A</b>		
1	Pflugerville	67
2	El Dorado	48
3	Paducah	44

<b>B</b>		
1	Garden City	62
2	Meridian	36
	Welch Dawson	36

**1974 (May 10-11)**  
Texas Memorial Stadium (UT), Austin

<b>2A</b>		
1	Conroe	50
2	West Columbia Columbia	49
3	Fort Worth Paschal	30

<b>1A</b>		
1	Robinson	42
2	El Dorado	36
3	Olton	27

<b>B</b>		
1	Utopia	68
2	Sundown	62
3	Garden City	36

**1973 (May 12)**  
Texas Memorial Stadium (UT), Austin

<b>1A</b>		
1	Conroe	44
2	West Columbia Columbia	40
3	El Paso Burges	36
	Waco Midway	36

<b>B</b>		
1	El Dorado	56
2	Baird	40
3	Sundown	30

**1972 (May 13)**  
Texas Memorial Stadium (UT), Austin

<b>1A</b>		
1	West Columbia Columbia	60
2	Waco Robinson	58
3	Waco Midway	52

<b>B</b>		
1	Gruver	56
2	Garden City	42
3	Baird	38



## First year of UIL competition: 1910-11

### State Meet Structure

Since the state meet's inception in 1911, preliminary heats and tries were used to determine finals participants. From 1959-2010, only the first and second place finishers from each region qualified for the state meet, eliminating the preliminary heat. The current structure started in 2011, adding the next best time/mark from all regionals. (Note: There are nine total participants/relay teams at the state meet per event.)

Team scoring at state meet is: 10-8-6-4-2-1 Relays earn double points. Individuals and relay teams score points in 17 events that are accumulated towards a final team total to determine a team state champion.

### Evolution of UIL Boys Track and Field State Meet

Season	Conference(s)
1911-13	One Conference
1914-24	1A, B
1925-47	One Conference
1948-50	CITY

1951-58	2A, 1A, B
1959-80	4A, 3A, 2A, 1A, B
1981-2012	5A, 4A, 3A, 2A, 1A
2013-14	5A, 4A, 3A, 2A, 1A(D1), 1A(D2)
2015-	6A, 5A, 4A, 3A, 2A, 1A

### Fully Automatic Timing

Since 1995, UIL state and conference marks have been FAT (Fully Automatic Times). Times and marks before that time frame were hand timed. Conversions are used in order to include within the record book. Prior to 1978, the events were measured in yards instead of meters, a separate conversion is used to convert records set in yards.

### Location History

The state meet has been held in three locations during its history. The event has been held in Austin on the campus of The University of Texas since its inception. It began Clark Field from 1911-24 and at Texas Memorial Stadium from 1924-99, before moving to its current location at Mike Myers Stadium in 2000.



Branson Ellis - Tyler Legacy - Conference 6A Pole Vault Recordholder





Waco LaVega - 2019 Conference 4A Boys Track & Field Team Champions

## TEAM CHAMPIONS

### 2024

- 6A-Humble Atascocita (70)
- 5A-Fort Bend Marshall (58)
- 4A-Alvin Iowa Colony/Gilmer (66)
- 3A-Hallettsville/Yoakum (36)
- 2A-Refugio (84)
- 1A-Gordon (83)

### 2023

- 6A-Klein Forest (58)
- 5A-Fort Bend Marshall (38)
- 4A-Gilmer (58)
- 3A-New London West Rusk (44)
- 2A-Refugio (68)
- 1A-Paducah (60)

### 2022

- 6A-Humble Summer Creek (70)
- 5A-Fort Bend Marshall (64)
- 4A-Wimberley (56)
- 3A-Brock (55)
- 2A-Refugio (77)
- 1A-Turkey Valley (51)

### 2021

- 6A-Humble Summer Creek (54)
- 5A-Frisco Liberty (54)
- 4A-Waco La Vega (82)
- 3A-Brock (45)
- 2A-Shiner (44)
- 1A-Paducah (56)

### 2020

(Cancelled due to COVID-19 Pandemic)

### 2019

- 6A-Klein Forest (42)
- 5A-Fort Bend Marshall (86)
- 4A-Waco La Vega (70)
- 3A-Dallas Life Oak Cliff (46)
- 2A-Milano (62)
- 1A-Paducah (60)

### 2018

- 6A-Conroe The Woodlands (68)
- 5A-Fort Bend Marshall (68)
- 4A-Dallas Carter (58)
- 3A-Yoakum (60)
- 2A-Milano (74)
- 1A-Turkey Valley (72)

### 2017

- 6A-Conroe The Woodlands (60)
- 5A-Manvel (85)
- 4A-Atlanta (43)
- 3A-Crockett (41)
- 2A-New Deal (52)
- 1A-Turkey Valley (76)

### 2016

- 6A-DeSoto (54)
- 5A-Fort Bend Marshall (52)
- 4A-Stafford (50)
- 3A-Rockdale (54)
- 2A-New Deal (78)
- 1A-Water Valley (90)

### 2015

- 6A-Manvel (55)
- 5A-Fort Bend Marshall (90)
- 4A-Gilmer (50)
- 3A-Coleman (48)
- 2A-New Deal (58)
- 1A-Water Valley (61)

### 2014

- 5A-Humble Kingwood (39)
- 4A-Texarkana Texas (50)
- 3A-Kennedale (50)
- 2A-Rosebud-Lott (61)
- 1A1-Alto (66)
- 1A2-Bronte (58)

### 2013

- 5A-Converse Judson (54)
- 4A-Humble Summer Creek (53)
- 3A-Celina (54)
- 2A-East Bernard (57)
- 1A1-Munday (85)
- 1A2-Lenora Grady (62)

### 2012

- 5A-DeSoto (58)
- 4A-Lancaster (63)
- 3A-Celina (80)
- 2A-Edna (48)
- 1A-Munday (94)

### 2011

- 5A-Galena Park North Shore (73)
- 4A-Lancaster (54)
- 3A-West Orange-Stark (64)
- 2A-Corrigan-Camden (46)
- 1A-Munday (60)

### 2010

- 5A-Galena Park North Shore (88)
- 4A-Lancaster (72)
- 3A-West Orange-Stark (66)
- 2A-Daingerfield (72)
- 1A-Lindsay (50)

### 2009

- 5A-Garland Rowlett (66)
- 4A-Lancaster (52)
- 3A-West Orange-Stark (58)
- 2A-Corrigan-Camden (60)
- 1A-Canadian (35)

### 2008

- 5A-Garland Rowlett (70)
- 4A-Lancaster (44)
- 3A-Cuero (62)
- 2A-Arp (52)
- 1A-Rule (42)



## 2007

5A-Fort Bend Hightower (51)  
 4A-Copperas Cove (68)  
 3A-Dallas Madison (64)  
 2A-Tatum (64)  
 1A-Rule (41)

## 2006

5A-Houston Eisenhower (59)  
 4A-Texas City (56)  
 3A-Cuero (67)  
 2A-Crane (56)  
 1A-Rotan (42)

## 2005

5A-Katy Cinco Ranch (57)  
 4A-Crowley (40)  
 3A-Cuero (50)  
 2A-Lexington (46)  
 1A-Lindsay (73)

## 2004

5A-Katy Cinco Ranch (63)  
 4A-Lancaster (79)  
 3A-Atlanta (56)  
 2A-Alto (50)  
 1A-Mertzon Irion County (56)

## 2003

5A-Arlington Bowie (48)  
 4A-Lancaster (72)  
 3A-Atlanta (69)  
 2A-Corrigan-Camden (63)  
 1A-Mertzon Irion County (54)

## 2002

5A-Dallas Carter (41)  
 4A-Fort Worth Wyatt (36)  
 3A-Atlanta (53)  
 2A-Junction (40)  
 1A-Mertzon Irion County (64)

## 2001

5A-Abilene (48)  
 4A-Houston Forest Brook (66)  
 3A-Abilene Wylie (41)  
 2A-Refugio (77)  
 1A-Iraan (48)

## 2000

5A-Duncanville (38)  
 4A-Houston Forest Brook (48)  
 3A-Hearne (34)  
 2A-Refugio (80)  
 1A-Karnack (47.5)

## 1999

5A-Conroe The Woodlands (54)

4A-Houston Forest Brook (40)  
 3A-Hooks (34)  
 2A-Holliday (48)  
 1A-Louise (28)

## 1998

5A-Fort Worth Wyatt (62)  
 4A-Ennis/Houston Forest Brook (30) \*Tie  
 3A-Giddings/Vernon (52) \*Tie  
 2A-Holliday (46)  
 1A-Barksdale Nueces County (38)

## 1997

5A-Houston Langham Creek (30)  
 4A-Jasper (64)  
 3A-Atlanta (67)  
 2A-Stamford (49)  
 1A-Paducah (40)

## 1996

5A-Dallas Kimball (50)  
 4A-Sheldon King (47)  
 3A-Tatum (60)  
 2A-Alto (50)  
 1A-Paducah (52)

## 1995

5A-Pflugerville (42)  
 4A-Everman (38)  
 3A-Daingerfield (58)  
 2A-Refugio (78)  
 1A-Roscoe (60)

## 1994

5A-Beaumont West Brook (40)  
 4A-La Marque (38)  
 3A-Tatum (40)  
 2A-Refugio (79)

1A-Sudan (42)

## 1993

5A-Odessa Permian (52)  
 4A-San Angelo Lakeview (28)  
 3A-Waco Connally (40)  
 2A-Refugio (78)  
 1A-Chilton (78)

## 1992

5A-Odessa (52)  
 4A-Austin Reagan (78)  
 3A-Sweeny (53)  
 2A-Woodsboro (61)  
 1A-Calvert (58)

## 1991

5A-Killeen (54)  
 4A-Jasper (60)  
 3A-Marlin (61)  
 2A-Celina (42)  
 1A-Munday (93)

## 1990

5A-Fort Bend Willowridge (37)  
 4A-Bay City (43)  
 3A-Crystal City (32)  
 2A-Refugio (48)  
 1A-Munday (56)

## 1989

5A-Dallas South Oak Cliff (42)  
 4A-Dallas Hillcrest (32)  
 3A-Atlanta (52)  
 2A-Corrigan-Camden (61)  
 1A-Rotan (50)



Katy Cinco Ranch - 2005 Conference 5A Boys Track & Field Team Champions





## 1988

5A-Dallas South Oak Cliff (36)  
4A-Silsbee (40)  
3A-Cuero (41)  
2A-Haskell (52)  
1A-Munday (64)

## 1987

5A-Galveston Ball (42)  
4A-Dallas Lincoln (55)  
3A-Giddings (40)  
2A-Refugio (56)  
1A-Karnack (52)

## 1986

5A-Galveston Ball (62)  
4A-Lubbock Estacado (40)  
3A-Columbus (52)  
2A-Alto (40)  
1A-Gruver (42)

## 1985

5A-Dallas Roosevelt (51)  
4A-Jasper (66)  
3A-Gladewater (49)  
2A-Three Rivers (42)  
1A-Munday (62)

## 1984

5A-Dallas Roosevelt (52)  
4A-Bay City (42)  
3A-Daingerfield (41)  
2A-Panhandle (48)  
1A-Bremond (58)

## 1983

5A-Dallas Roosevelt (50)  
4A-Lubbock Estacado (54)  
3A-Refugio (62)  
2A-Woodsboro (52)  
1A-Bremond (60)

## 1982

5A-Dallas South Oak Cliff (50)  
4A-Lubbock Estacado (52)  
3A-Refugio (44)  
2A-Woodsboro (46)  
1A-Snook (72)

## 1981

5A-Psadena Dobie (29)  
4A-Andrews/Brenham (30) \*Tie  
3A-Refugio (40)  
2A-Kerens (63)  
1A-Snook (58)

## 1980

4A-Killeen (69)

3A-Terrell (46)  
2A-Needville (64)  
1A-Ganado (42)  
B-Snook (80)

## 1979

4A-Killeen (52)  
3A-Bay City (56)  
2A-Needville (54)  
1A-Timpson (40)  
B-Snook (58)

## 1978

4A-Killeen (35)  
3A-Brenham (44)  
2A-Columbus (50)  
1A-Mart (38)  
B-Wortham (62)

## 1977

4A-Galveston Ball (38)  
3A-Brenham (40)  
2A-Rockdale (46)  
1A-Karnack (50)  
B-Meridian (48)

## 1976

4A-Abilene (51)  
3A-Lampasas (40)  
2A-Columbus (40)  
1A-Memphis (46)  
B-Dallardsville Big Sandy (59)

## 1975

4A-Galveston Ball (36)  
3A-Jasper (40)  
2A-Hearme (40)  
1A-Schulenburg (56)  
B-Moody (51)

## 1974

4A-Fort Worth Dunbar (50)  
3A-Kilgore (62)  
2A-Hamlin (52)  
1A-Timpson (52)  
B-Rule (42)

## 1973

4A-Galveston Ball (56)  
3A-Monahans (53)  
2A-Hamlin (60)  
1A-Sonora (74)  
B-Rule (58)

## 1972

4A-Fort Worth North Side (40)  
3A-Mount Pleasant (46)  
2A-Sealy (50)  
1A-White Oak (54)

B-Wall (60)

## 1971

4A-Port Arthur Lincoln (48)  
3A-Odessa Ector (56)  
2A-Sealy (46)  
1A-Crowell (54)  
B-Rule (40)

## 1970

4A-Dallas Lincoln (60)  
3A-Lubbock Estacado (43)  
2A-Caldwell (34)  
1A-Mart (43)  
B-Celina (70)

## 1969

4A-San Antonio Brackenridge (36)  
3A-Angleton (45)  
2A-Fort Worth Kilpatrick (68)  
1A-Lubbock Cooper (38)  
B-Celina (62)

## 1968

4A-Corpus Christi Moody (39)  
3A-Lubbock Dunbar (43)  
2A-Fort Worth Kilpatrick (102)  
1A-El Maton-Tidehaven (74)  
B-Vernon Lockett (62)

## 1967

4A-Spring Branch Memorial (54)  
3A-Odessa Ector (54)  
2A-Palacios (58)  
1A-El Maton Tidehaven (76)  
B-Vernon Lockett (56)

## 1966

4A-San Antonio Highlands (55)  
3A-Monahans (56)  
2A-Taylor (53)  
1A-Goldthwaite (67)  
B-Bartlett (50)

## 1965

4A-Corpus Christi Ray (41)  
3A-Liberty (54)  
2A-Pittsburg (42)  
1A-George West (38)  
B-Booker (51)

## 1964

4A-Abilene Cooper (31)  
3A-Kermit (69.5)  
2A-Liberty (51)  
1A-El Dorado (35)  
B-Booker (50)



## 1963

- 4A-Amarillo Tascosa (60)
- 3A-Nederland (50)
- 2A-Daingerfield (60)
- 1A-Bloomington (35)
- B-Bartlett (52)

## 1962

- 4A-Baytown (53)
- 3A-Brownwood (40)
- 2A-Fort Stockton (63)
- 1A-Rotan (30)
- B-Longview Spring Hill (48)

## 1958

- 2A-Andrews (32)
- 1A-New Boston (36)
- B-White Oak (41)

## 1957

- 2A-Pasadena (46)
- 1A-Stamford (44)
- B-Weimar (30)

## 1956

- 2A-Houston Lamar (49)
- 1A-El Campo (38)
- B-Mont Belvieu Barbers Hill (36)

- 1A-Brenham (74.33)
- B-Sugar Land (33)

## 1950

- CITY-Houston Lamar (77)
- 2A-Odessa (57)
- 1A-Brady (72.5)
- B-Rising Star (40)

## 1949

- CITY-Houston Reagan (53)
- 2A-Corpus Christi (62.33)
- 1A-Falfurrias (40)
- B-White Oak (72)

## 1948

- CITY-San Antonio Brackenridge (71)
- 2A-Austin High (104.5)
- 1A-Seminole (40)
- B-Junction (58)

## 1947

- Corpus Christi (46)

## 1946

- Houston Austin (46)

## 1945

- San Antonio Brackenridge (29)

## 1944

- San Antonio Jefferson (31.5)

## 1943

- Austin High (20.33)

## 1942

- San Antonio Jefferson (17)

## 1941

- Houston Davis (13)

## 1940

- Dallas Highland Park (13)

## 1939

- Brady (19)

## 1938

- Houston Milby (10)

## 1937

- Dallas Wilson (12)

## 1936

- Freeport (15)

## 1935

- Mont Belvieu Barbers Hill (10)



Junction - 1948 Conference B Boys Track & Field Team Champion

## 1961

- 4A-Abilene (76)
- 3A-Andrews (64)
- 2A-Taylor (50)
- 1A-Bloomington (42)
- B-Lazbuddie (40)

## 1960

- 4A-Abilene (51)
- 3A-Andrews (79)
- 2A-Bowie (57)
- 1A-Iowa Park (96)
- B-Bangs (83)

## 1959

- 4A-Abilene (55)
- 3A-Andrews (71)
- 2A-Wharton (48)
- 1A-Weimar (26)
- B-Wink (53)

## 1955

- 2A-Baytown (38.5)
- 1A-Fort Stockton (34)
- B-Three Rivers (38)

## 1954

- 2A-Abilene (47)
- 1A-Andrews (54)
- B-Bangs (34)

## 1953

- 2A-Dallas Sunset (38)
- 1A-Brenham (56)
- B-Sugar Land (58)

## 1952

- 2A-Odessa (76)
- 1A-Brenham (50)
- B-Sugar Land (78)

## 1951

- 2A-Odessa (64)





# BOYS TRACK AND FIELD

STATE CHAMPIONS - RECORDBOOK

- 1934**  
Port Arthur (14)
- 1933**  
Port Arthur (11)
- 1932**  
Sherman (13)
- 1931**  
Dallas Wilson (15)
- 1930**  
Houston San Jacinto (15)
- 1929**  
San Angelo (19)
- 1928**  
Dallas Forest Avenue (12.5)
- 1927**  
Electra (19.5)
- 1926**  
San Antonio Main Street (13.5)
- 1925**  
Abilene (13.5)
- 1924**  
1A-Wichita Falls (23)  
B-Corsicana State Home (15)
- 1923**  
1A-Electra (21)  
B-LaGrange (20)
- 1922**  
1A-Austin High (16)  
B-Alvin (15)
- 1921**  
1A-Sherman (20)  
B-Rosenberg (16)
- 1920**  
1A-Dallas Forest Avenue (27)  
B-Ferris (17.33)
- 1919**  
1A-Electra (19)  
B-Smithville (15)
- 1918**  
1A-Hillsboro (29.5)  
B-Fort Worth Masonic Home (32.5)

- 1917**  
1A-Georgetown (16)  
B-Timpson (22.5)
- 1916**  
1A-Greenville (24)  
B-Bangs (18)
- 1915**  
1A-Greenville (22)  
B-Indian Gap (24.75)
- 1914**  
1A-Marlin (38)  
B-Era (19.5)

- 1913**  
Houston Central (26)
- 1912**  
Beaumont (45)
- 1911**  
Beaumont (45)

## TEAM RECORDS

### MOST TITLES

#### Overall

- 1. Refugio (1981-83,87,90,93-95,2000-01,22-24) 13
- 2. Abilene (1925,84,59-61,76,2001) 7
- Fort Bend Marshall (2015-16,18-19,22-24) 7
- Lancaster (2003-04,08-12) 7
- Munday (1985,88,90-91,2011-13) 7



De'Metrius Paul - Munday

- 6. Andrews (1954,58-61,81) 6
- Atlanta (1989,97,2002-04,17) 6
- 8. Four teams tied 5
- 6A**
- 1. Abilene (1925,84,59-61,76,2001) 7
- 2. Killeen (1978-80,91) 4
- Odessa (1950-52,92) 4
- 4. Conroe The Woodlands (1999,2017,18) 3
- 5. DeSoto (2011-12) 2
- Fort Bend Dulles (1952-53) 2
- Garland Rowlett (2008-09) 2
- Houston Lamar (1950,56) 2
- Humble Summer Creek (2021-22) 2
- Katy Cinco Ranch (2004-05) 2
- 5A**
- 1. Fort Bend Marshall (2015-16,18-19,22-24) 7
- Lancaster (2003-04,08-12) 7
- 3. Galveston Ball (1973,75,77,86-87) 5
- 4. Brenham (1952-53,77,81) 4
- 5. Austin (1922,43,48) 3
- Dallas South Oak Cliff (1982,88-89) 3
- 7. Eight teams tied 2
- 4A**
- 1. Andrews (1954,58-61,81) 6
- 2. Celina (1969-70,91,2012-13) 5
- 3. Cuero (1988,2005-06,08) 4
- Jasper (1975,85,91,97) 4
- Lubbock Estacado (1970,82-83,86) 4
- 6. Bay City (1979,84,90) 3
- Gilmer (2015, 23-24) 3
- West Orange-Stark (2009-11) 3
- 9. Nine teams tied 2
- 3A**
- 1. Atlanta (1989,97,2002-04,17) 6
- 2. Corrigan-Camden (1989,2003,09,11) 4
- Daingerfield (1963,84,95,2010) 4
- 4. Bangs (1916,54,60) 3
- Brady (1939,50-51) 3
- Columbus (1976,78,86) 3
- Dallas Madison (1920,28,2007) 3
- Tatum (1994,96,2007) 3
- White Oak (1949,58,72) 3
- 10. Six teams tied 2
- 2A**
- 1. Refugio (1981-83,87,90,93-95,2000-01,22-24) 13
- 2. Alto (1986,96,2004,14) 4
- Snook (1979-82) 4
- 4. Electra (1919,23,27) 3
- New Deal (2015-17) 3
- Timpson (1917,74,79) 3
- Woodsboro (1982-83,92) 3
- 7. Nine teams tied 2



<b>1A</b>		
1.	Munday (1985,88,90-91,2011-13)	7
2.	Paducah (1996,97,2019,21,23)	5
	Rule (1971,73-74,2007-08)	5
4.	Mertzon Irion County (2002-04)	3
	Rotan (1962,89,2006)	3
	Turkey Valley (2016-17,22)	3
7.	Bartlett (1963,66)	2
	Booker (1964-65)	2
	Water Valley (2015-16)	2
10.	10 teams tied	1

### MOST INDIVIDUAL GOLD MEDALS

<b>Overall</b>		
1.	Toya Jones, Refugio (1992-95)	13
2.	De'Metrius Paul, Munday (2010-13)	11
3.	Ernest Campbell, Refugio (2021-24)	10
	Jim Anne Baker, Cisco (2001-03)	10
5.	Marquise Goodwin, Garland Rowlett (2007-09)	9
	Steve Lofton, Alto (1985-87)	9
	Jake Merrell, Turkey Valley (2015-18)	9
8.	Albert Booker, Trent (1999-01)	8
	Christopher Harris, Elysian Fields (1999-01)	7
	Jeremy Jackson, Burton (2004-05)	7
	Willis Maxson, Beaumont (1911-12)	7
	Darnius Moore, Tatum (2005-07)	7

### MOST MEDALS

<b>Overall</b>		
1.	Refugio (13-G, 3-S, 3-B)	19
2.	Lancaster (7-G, 5-S, 4-B)	16
3.	Alto (4-G, 4-S, 3-B)	11
	Atlanta (6-G, 4-S, 1-B)	11
	Cuero (4-G, 2-S, 5-B)	11
6.	Abilene (7-G, 2-S, 1-B)	10
	Celina (5-G, 4-S, 1-B)	10
	Fort Bend Marshall (7-G, 2-S, 1-B)	10
	Galveston Ball (5-G, 3-S, 2-B)	10
	Munday (7-G, 1-S, 2-B)	10

<b>6A</b>		
1.	Abilene (7-G, 2-S, 1-B)	10
2.	Houston Lamar (2-G, 2-S, 4-B)	8
3.	Conroe The Woodlands (3-G, 1-S, 1-B)	5
	Duncanville (1-G, 4-S)	5
	Houston Heights (1-G, 2-S, 2-B)	5
	Klein Forest (1-G, 1-S, 3-B)	5
	Odessa Permian (1-G, 3-S, 1-B)	5
8.	Seven teams tied	4

<b>5A</b>		
1.	Lancaster (7-G, 5-S, 4-B)	16
2.	Fort Bend Marshall (7-G, 2-S, 1-B)	10
	Galveston Ball (5-G, 3-S, 2-B)	10
4.	Brenham (4-G, 3-S, 1-B)	8
5.	Austin (3-G, 4-S)	7

	Austin Northeast (1-G, 1-S, 5-B)	7
	Dallas South Oak Cliff (3-G, 3-B, 1-B)	7
	San Antonio Brackenridge (2-G, 2-S, 3-B)	7
9.	Three teams tied	6

<b>4A</b>		
1.	Cuero (4-G, 2-S, 5-B)	11
2.	Celina (5-G, 4-S, 1-B)	10
3.	Dallas Lincoln (2-G, 4-S, 2-B)	8
	Jasper (4-G, 3-S, 1-B)	8
5.	Andrews (6-G, 1-B)	7
	Lubbock Estacado (4-G, 2-S, 1-B)	7
	West Orange-Stark (3-G, 3-S, 1-B)	7
8.	Brownwood (1-G, 4-S, 1-B)	6
	Dallas Carter (2-G, 1-S, 3-B)	6
	Giddings (2-G, 4-S)	6

<b>3A</b>		
1.	Atlanta (6-G, 4-S, 1-B)	11
2.	Daingerfield (4-G, 1-S, 4-B)	9
	Dallas Madison (3-G, 3-S, 3-B)	9
4.	Brady (3-G, 2-S, 2-B)	7
	Corrigan-Camden (4-G, 1-S, 2-B)	7
	Rockdale (2-G, 3-S, 2-B)	7
	Tatum (3-G, 2-S, 2-B)	7
8.	Bangs (3-G, 1-S, 1-B)	5
	White Oak (3-G, 2-S)	5
10.	Four teams tied	4

<b>2A</b>		
1.	Refugio (13-G, 3-S, 3-B)	19
2.	Alto (4-G, 4-S, 3-B)	11
3.	Marlin (2-G, 6-S, 2-B)	10
4.	Timpson (3-G, 2-S, 4-B)	9
5.	Mart (2-G, 3-S, 3-B)	8
6.	Woodsboro (3-G, 2-S, 2-B)	7
7.	Chilton (1-G, 1-S, 4-B)	6
8.	Six teams tied	5

<b>1A</b>		
1.	Munday (7-G, 1-S, 2-B)	10
2.	Rotan (4-G, 3-S, 1-B)	8
	Rule (5-G, 3-B)	8
4.	Paducah (5-G, 1-S, 1-B)	7
5.	Bartlett (2-G, 2-S, 2-B)	6
6.	Garden City (1-G, 2-S, 1-B)	4
	Richland Springs (1-S, 3-B)	4
	Rising Star (1-G, 1-S, 2-B)	4
	Turkey Valley (3-G, 1-B)	4
10.	Five teams tied	3

### MOST POINTS SCORED

<b>Overall</b>		
1.	Austin, 1948	104.5
2.	Fort Worth Kilpatrick, 1968	102
3.	Iowa Park, 1960	96
4.	Munday, 2012	94
5.	Munday, 1991	93



Jake Merrell - Turkey Valley

6.	Water Valley, 2016	90
	Fort Bend Marshall, 2015	90
8.	Galena Park North Shore, 2010	88
9.	Fort Bend Marshall, 2019	86
10.	Two teams tied	85

<b>6A</b>		
1.	Galena Park North Shore, 2010	88
2.	Houston Lamar, 1950	77
3.	Abilene, 1961	76
	Odessa, 1952	76
5.	Galena Park North Shore, 2011	73
6.	San Antonio Brackenridge, 1948	71
7.	Humble Summer Creek, 2024	70
	Humble Summer Creek, 2022	70
	Garland Rowlett, 2008	70
10.	Killeen, 1980	69

<b>5A</b>		
1.	Austin, 1948	104.5
2.	Fort Bend Marshall, 2015	90
3.	Fort Bend Marshall, 2019	86
4.	Manvel, 2017	85
5.	Lancaster, 2004	79
	Andrews, 1960	79
7.	Austin Northeast, 1992	78
8.	Brady, 1951	74.33
9.	Lancaster, 2010	72
	Lancaster, 2003	72

<b>4A</b>		
1.	Fort Worth Kilpatrick, 1968	102
2.	Waco La Vega, 2021	82
3.	Celina, 2012	80





# BOYS TRACK AND FIELD

## RECORDBOOK

4. Sugar Land, 1952 78
5. Brady, 1950 72.5
6. Waco La Vega, 2019 70
7. Atlanta, 2003 69
8. Fort Worth Kilpatrick, 1969 68
9. Cuero, 2006 67
- Atlanta, 1997 67

### 3A

1. Iowa Park, 1960 96
2. Refugio, 2000 80
3. Refugio, 1994 79
4. Refugio, 1995 78
- Refugio, 1993 78
6. Refugio, 2001 77
7. El Maton Tidehaven, 1967 76
8. Sonora, 1973 74
- El Maton Tidehaven, 1968 74
10. Two teams tied 72

### 2A

1. Munday, 2012 94
2. Munday, 1991 93
3. Munday, 2013 85
4. Refugio, 2024 84
5. Banga, 1960 83
6. Calvert, 1991 82
7. Snook, 1980 80
8. New Deal, 2016 78
- Chilton, 1993 78
10. Refugio 77

### 1A

1. Water Valley, 2016 90
2. Gordon, 2024 83
3. Turkey Valley, 2017 76

4. Turkey Valley, 2018 72
5. Lenorah Grady, 2013 62
6. Water Valley, 2015 61
7. Paducah, 2023 60
- Paducah, 2019 60
9. Bronte, 2014 58
10. Paducah, 2021 56

### WINNING MARGIN

#### Overall

1. Fort Worth Kilpatrick, 1968 92
2. Austin, 1948 71.5
3. Iowa Park, 1960 59
4. Munday, 2012 57
5. Refugio, 2024 54
6. Snook, 1980 50
- Sugar Land, 1952 50
8. Turkey Valley, 2016 46
- Refugio, 1995 46
10. Munday, 2013 45

### 6A

1. Odessa, 1952 42
2. Killeen, 1980 35
3. Abilene, 1961 33
4. Galveston Ball, 1986 32
5. Odessa, 1951 30
6. Katy Cinco Ranch, 2004 27
7. Fort Worth Wyatt, 1998 26
8. Galena Park North Shore, 2010 24
- Dallas Kimball, 1996 24
- Galveston Ball, 1973 24

### 5A

1. Austin, 1948 71.5

2. Lancaster, 2004 43
3. Copperas Cove, 2007 37
- Andrews, 1959 37
5. Fort Bend Marshall, 2015 36
- Houston Forest Brook, 2001 36
7. Lancaster, 2010 34
- Andrews, 1960 34
9. Andrews, 1954 33
10. Jasper, 1997 32

### 4A

1. Fort Worth Kilpatrick, 1968 92
2. Sugar Land, 1952 50
3. Waco La Vega, 2021 42
4. Atlanta, 1997 35
5. Brady, 1950 30.5
6. Fort Stockton, 1962 29
7. Waco La Vega, 2019 28
8. Wimberley, 2022 25
- Sugar Land, 1953 25
10. Atlanta, 1989 24

### 3A

1. Iowa Park, 1960 59
2. Refugio, 1995 46
3. White Oak, 1949 44
4. Sonora, 1973 42
5. Celina, 2001 41
6. El Maton Tidehaven, 1968 38
7. Refugio, 1993 34
8. El Maton Tidehaven, 1967 32
9. Goldthwaite, 1966 31
10. Refugio, 2000 24

### 2A

1. Munday, 2012 57
2. Refugio, 2024 54
3. Snook, 1980 50
4. Munday, 2013 45
5. New Deal, 2016 44
6. Chilton, 1993 43
7. Bremond, 1983 31
- Vernon Lockett, 1967 31
9. Refugio, 2022 30
10. Three teams tied 28

### 1A

1. Turkey Valley, 2016 46
2. Gordon, 2024 41
3. Turkey Valley, 2018 38
4. Turkey Valley, 2017 24
5. Paducah, 2019 22
6. Bronte, 2014 18
7. Paducah, 2021 16
- Water Valley, 2015 16
9. Lenorah Grady, 2013 14
10. Paducah, 2023 12



Munday - 2012 Conference 1A Boys Track & Field Team Champions



### Legend

\* - Metric time converted to Fully Automatic Time

# - Yards converted to Hand-Timed Metric Equivalent

& - Wind-aided (2.0 meters/sec)

State record in *Italics* for the following events: 100-meter dash, 200-meter dash, 110/100-meter hurdles, Long Jump, Triple Jump (Wind-aided times/distances not eligible for state record)

## 3,200-METER RUN

### 6A

1. Reese Vannerson, Hou. Strake Jesuit, 2023 8:49.10
2. Reed Brown, Southlake Carroll, 2016 8:50.43
3. Samuel Worley, Comal Canyon, 2016 8:51.44
4. Benjamin Montgomery, Bridgeland, 2024 8:51.50
5. Caden Leonard, Southlake Carroll, 2024 8:51.57
6. Zach Troutman, Southlake Carroll, 2024 8:51.64
7. Eric Henry, Conroe McCullough, 1987 8:52.20
8. Ryan Schoppe, LaPorte, 2019 8:52.73
9. Craig Lutz, Lewisville Marcus, 2011 8:52.91
10. Colby Lowe, Southlake Carroll, 2008 8:53.32

### 5A

1. Adam Burlison, Grapevine, 2023 8:54.47
2. Ayden Granandos, McAllen Memorial, 2023 8:57.29
3. Carter Blunt, Frisco Independence, 2016 8:58.86
4. Joseph Wiene, Georgetown, 2024 8:59.98
5. Cruz Gomez, PSJA Memorial, 2019 9:02.17
6. Carter Blunt, Frisco Independence, 2015 9:02.98
7. Graydon Morris, Aledo, 2019 9:03.67
8. Adam Burlison, Amarillo, 2024 9:03.98
9. Nolan House, Georgetown, 2024 9:05.29
10. Will Antkowiak, Brenham, 2010 9:07.60

### 4A

1. Judson Greer, Melissa, 2019 9:06.00
2. Richey Gallegos, Crystal City, 1990 \*9:12.80
3. Carlo Martinez, Gatesville, 2023 9:14.32
4. Angel Sanchez, FW DH-Jarvis, 2024 9:14.44
5. Eddie Rocha, Clint, 1990 \*9:16.50
6. Alejandro Ruiz, Elgin, 2004 9:16.83
7. Eli Peveto, LC-Mauriceville, 2019 9:17.64
8. Jonathon Taylor, Lub. Roosevelt, 2001 9:19.22
9. Ryan Fernandez, Canyon, 2024 9:19.36
10. Cesar Gonzalez, Lytle, 2013 9:19.78

### 3A

1. Noah Strohmman, Holliday, 2023 9:11.73
2. David Soto, Winnsboro, 2023 9:12.85
3. Wyatt Hoover, Poth, 2022 9:15.46
4. Crawford Kiser, Amarillo River Road, 2022 9:17.41
5. Jeffrey Butts, Whitesboro, 2016 9:18.73
6. Buster Roberts, Luling, 2016 9:22.23
7. Noah Strohmman, Holliday, 2024 9:22.42
8. Christopher Kopecky, East Bernard, 2024 9:23.85
9. Roger Hoelscher, Rosebud-Lott, 1988 \*9:25.90



Brandon Passman - Guthrie

10. Will Boyce, Onalaska, 2021 9:27.31

### 2A

1. Caden Thurman, Wolfe City, 2024 9:06.21
2. Julian Acuna, Agua Dulce, 2001 9:22.03
3. Caleb Lengefield, Hamilton, 2022 9:27.20
4. Taylor Warrick, Stockdale, 2024 9:31.85
5. Dwight DonJuan, Quanah, 2024 9:33.24
6. Caden Thurman, Wolfe City, 2023 9:33.92
7. Junior Alafa, Paducah, 1988 \*9:38.00
8. Junior Alafa, Paducah, 1987 \*9:38.00
9. Trent Pepper, Gail Borden County, 2001 9:38.34
10. Abraham Morales, Brackett, 2021 9:40.58

### 1A

1. Brandon Passman, Guthrie, 2021 9:16.59
2. Isaiah Billingsley, Tilden McMullen Co., 2021 9:23.42
3. Austin Zirkel, Medina, 2018 9:37.69
4. Jake Merrell, Turkey Valley, 2017 9:38.23
5. Wiley Gaskins, Ackerly Sands, 2024 9:45.33
6. Sebastian Talamantez, Comstock, 2024 9:45.47
7. Austin Zirkel, Medina, 2017 9:45.75
8. Cash Kunkel, Burton, 2016 9:48.34
9. Jordan Zarate, Spur, 2019 9:49.20
10. Isaiah Billingsley, Cumby Miller Grove, 2019 9:49.45

## 4x100-METER RELAY

### 6A

1. Humble Atascocita, 2024 (Tory Blaylock, Landon Fontenot, Jordan Parker, Jelani Watkins) 39.14
2. Duncanville, 2024 (Ayson Theus, Dakorien Moore, Brayden Williams, Caden Durham) 39.47
3. Fort Worth Wyatt, 1998 (Milton Wesley, Montie Clopton, Michael Franklin, DeMario Wesley) 39.76
4. GP North Shore, 2024 (Terrence Guillory, Charles

5. Ross, Chirstopher Barnes, Devin Sanchez) 39.79
5. Katy Seven Lakes, 2018 (Thomas Pratt, Lance Broome, Chris Williams, Jahquan Bloomfield) 39.80
6. Katy Tompkins, 2024 (Jayden Keys, Blake Hamilton, Harley Jensen, Jhase McMillan) 39.85
7. Duncanville, 2022 (Caden Durham, Pierre Goree, Donte Hamilton, Jaylen Washington) 39.98
8. Conroe The Woodlands, 2018 (DeAngelo Alexander, Jake Lanier, Ethan Bonner, Kesean Carter) 39.98
9. Klein Forest, 2023 (Jaden Galloway, Parker Jenkins, Ahmir Robinson, Jelani Watkins) 40.01
10. Houston Eisenhower, 2006 (Randy Johnson, Otis Johnson, Frank Eugene, Brandon Myers) 40.05

### 5A

1. Port Arthur Memorial, 2017 (Ireon Brown, Kary Vincent, Xavier Hull, Deandre Angelle) 39.80
2. Fort Bend Marshall, 2024 (Myles Ratcliff, Devin Wilkerson, William Mithcell, Kameron Williams) 39.88
3. Jasper, 1991 (Charles Adams, Terrance Davis, John Davis, Brian Bronson) \*40.04
4. Marvel, 2017 (Caleb Jolivette, Kameron Scott, Aaron Johnson, Jaren Colbert) 40.08
5. Fort Bend Marshall, 2016 (Cederian Lynch, Shamon Ehiemua, Jaramiz Whitaker, John Isorn) 40.13
6. Mansfield Legacy, 2018 (Jais Smith, Ife Adeyi, Michael Chin, DeMauryon Holmes) 40.17
7. Fort Bend Marshall, 2019 (Bryson Stubblefield, Devon Achane, Korey King, Dalevon Campbell) 40.24
8. Lancaster, 2004 (Timothy King, Kenric Gilbert, Joseph Thomas, Rodrick Stewart) 40.28
9. Red Oak, 2023 (Durrell Collins, Cameron Cleveland, Rodney Malone, Brayden Robinson) 40.29
10. Fort Worth Dunbar, 1999 (James Shaw, Jerrod Braziel, James Hall, Jerome Braziel) 40.30





# BOYS TRACK AND FIELD

## RECORDBOOK

### 4A

- Gilmer, 2024 (Trillyon Butler, Mykah Easley, Ta'Erik Tate, Will Henderson) 40.56
- Waco La Vega, 2021 (Ara Rauls, Ja'Brian Bouye, Jeremiah Fisher, Jesse Major) 40.71
- West Orange-Stark, 2011 (Edward Ivory, Justin Thomas, Phillip Jones, Mark Roberts) 40.89
- La Grange, 2021 (Dana Baker, Trey East, Jordan Scott, Bravion Rogers) 40.94
- Alvin Iowa Colony, 2024 (Derrick Hahn, Jayden Warren, Greg Guidry, Antoine Martin Jr.) 40.97
- Giddings, 1998 (Anthony Francis, Jermaine Cooper, Philip Mannie, Jason Hodge) 41.02
- Fort Worth Kirkpatrick, 1968 (N/A) #\*41.04
- Aubrey, 2024 (Ryan McMeen, Jalaal Thompson, Emerson Cagle, Tyler Brown) 41.10  
Waco La Vega, 2019 (Demarquese Hayes, Terance Hogan, Quintaveon Mason, Jesse Majors-Sterling) 41.10  
Forney, 2001 (CJ Tomilson, TJ Gilmer, Ty Gerner, Da'Bryan Glanton) 41.10

### 3A

- Kerens, 2006 (Byron Mitchell, Ontario Jefferson, Aaron Gooden, Fred Cumby) 41.13
- Grapeland, 1990 (Markis Lewis, Gerald Butler, Raymond Hicks, Dewayne Simpson) \*41.14
- Atlanta, 2023 (Cooper Swanson, Markeylin Batton, Isaiah Chandler, Ja'Branden Wells) 41.23
- Arp, 2006 (Trumaine Jones, Brandon Batiste, Aldon Greenhouse, Brandon Dudley) 41.30
- Alto, 2001 (Jermichael Thacker, Marquese Tyler, Johnny Thacker, Matt Hackney) 41.43
- Refugio, 1993 (Pete Perez, Roy Herron, Dana Robinson, Toya Jones) \*41.44
- Alto, 2004 (Gerald Ligon, Harvey Parker, Steven Brown, Johnny Thacker) 41.46
- Hempstead, 2007 (Xavier Smith, Terrence Toliver, Chris Busby, Chris Tate) 41.54
- Dallas Madison, 2017 (Desmond Scott, Antonio Gage, David Butler, Danny Gray) 41.61  
Rosebud-Lott, 2014 (Juwon Roberson, D. J. Johnson, Artis Johnson, Andrew Moore) 41.61

### 2A

- Chilton, 1993 (Jason Sterling, Kevin Burkley, Kerry Burkley, Bert Robinson) \*41.84  
Calvert, 1991 (Rodney Jernigan, Keith Taylor, Coylin Grimes, Roderick Smith) \*41.84
- Shiner, 2019 (Devin Lehnert, Trevor Haynes, Zane Rhodes, Donyai Taylor) 41.88  
Alto, 2014 (Jaylon Clark, JavieOntae Mumphrey, Jyranshaw, Anfernee Black) 41.88
- Refugio, 2022 (Antwaan Gross, Jordan Kelley, Marvin Fox, Ernest Campbell) 41.93
- Refugio, 2023 (Karson Herring, Jason Moore, Isaiah Avery, Ernest Campbell) 41.95

- Paducah, 1997 (Glendale Hurd, Jason Poteet, Jonathan Walker, Clearance Thomas) 42.02
- Spur, 1995 (Bear Long, Michael Kelley, Cory Childers, Monty Thomason) 42.04  
Vernon Lockett, 1968 (N/A) #\*42.04
- Munday, 2013 (Garrett Weaver, Trey Stinnett, Rodrick Taylor, De'Metrius Paul) 42.05

### 1A

- Paducah, 2023 (Joshua Gonzales, Cord Piper, Jaden Frawner, Jakyen Wright) 42.80
- Paducah, 2021 (Jimmy Rogers, Darius Flemons, Cord Piper, Mark Flemons) 42.99
- Turkey Valley, 2022 (Adrian Vales, Parker Hartman, Jaxon Edwards, Blake Beard) 43.04  
Cross Plains, 2022 (Noah Moses, Ryan Reed, Cason Allen, Ryan Hopkins) 43.04
- Water Valley, 2015 (Tyler Simmons, Jeremy Jackson, Kade York, Cody Zuniga) 43.13
- Water Valley, 2016 (Jancen Power, Jeremy Jackson, Asher Rogers, Tyler Simmons) 43.26
- Paducah, 2022 (Joshua Gonzales, Defton Flemons, Cord Piper, Jimmy Rogers) 43.29
- Paducah, 2013 (Cody Austin, Oscar Mathis, Devron Brisco, Austin Parton) 43.56
- Calvert, 2016 (Coylin Grimes, Christopher Luster, Frederick Darnell, Carnell Thompson) 43.58
- Water Valley, 2014 (Tyler Simmons, Connor Copley, Kade York, Cody Zuniga) 43.62

## 800-METER RUN

### 6A

- Jonathan Johnson, Abilene, 2001 1:48.21
- Sam Worley, Comal Canyon, 2017 1:48.25
- Jacob Hernandez, Magnolia, 2004 1:48.48
- Dave Morton, Houston Memorial, 1967 #\*1:48.74
- Hector Hernandez, Killeen Ellison, 2012 1:49.33
- Bryce Hoppel, Midland, 2016 1:49.67
- Gilbert Contreras, El Paso, 1988 \*1:49.94
- Xavier Moss, Houston Westside, 2012 1:49.99
- Adam Davis, Klein, 2000 1:50.10
- Lewis Lacy, Killeen Ellison, 1988 \*1:50.24

### 5A

- Derrick Small, Dickinson, 1995 1:49.41
- Cooper Lutkenhaus, Northwest, 2024 1:49.84
- Leonel Manzano, Marble Falls, 2004 1:51.12
- Charles Wilson, Crosby, 1988 \*1:51.14  
Tommy Roberts, Hallsville, 1983 \*1:51.14
- Jeffrey Moore, Carrollton Smith, 2014 1:51.27
- John Good, Jasper, 1987 \*1:51.34
- Gene Westmoreland, Lamesa, 1962 #\*1:51.54
- Matt Dunn, Buda Hays, 1985 \*1:51.74
- Daniel Pessing, Keller, 2000 1:51.85

### 4A

- Todd Harbour, Port Isabel, 1977 #\*1:51.14
- Chris Ibarra, Atlanta, 2013 1:52.21
- Keith Pierce, Childress, 1998 1:52.27
- Chris Ibarra, Atlanta, 2012 1:52.45
- Michael Blair, Yoakum, 1987 \*1:52.84
- Doug Glover, Diboll, 1982 \*1:53.04
- Alex Niemiec, Canyon, 2024 1:53.08
- Todd Harbour, Port Isabel, 1976 #\*1:53.24
- Victor Aviles, Burnet, 2023 1:53.36
- Antwaine Williams, New Boston, 1998 1:53.37

### 3A

- Jeremy Stallings, Stanton, 1993 \*1:49.34
- Chase Lehr, Breckenridge, 2023 1:51.82
- Jeremy Stallings, Stanton, 1992 \*1:52.04
- Trent Sharp, DeLeon, 1984 \*1:52.64
- Lucas Rizo, Crane, 2023 1:53.27
- Noah Strohman, Holliday, 2024 1:53.54
- David Gallander, Hardin, 1974 #\*1:53.74
- Hayden Long, Ponder, 2024 1:53.79
- Grant May, Celina, 2001 1:53.98
- Jeremy Stallings, Stanton, 1991 \*1:54.14

### 2A

- Dallas Rushing, Axtell, 2013 1:52.24
- Mikel Escobar, Ben Bolt-Palito Blanco, 2017 1:54.32
- J.B. Sonny Rollo, Lovelady, 1970 #\*1:54.54
- Caden Thurman, Wolfe City, 2024 1:54.60
- William Roberts, Sanderson, 2012 1:54.75
- Mikel Escobar, Ben Bolt-Palito Blanco, 2016 1:55.07
- Jhoan Menjivar, Plains, 2024 1:55.15
- Roger Reed, Gunter, 1988 \*1:55.24
- Quentin Mayes, Normangee, 1989 \*1:55.34
- Danny Kittley, Rule, 1982 \*1:55.44

### 1A

- Jake Merrell, Turkey Valley, 2018 1:51.71
- Jake Merrell, Turkey Valley, 2017 1:54.10
- Jake Merrell, Turkey Valley, 2016 1:55.11
- Kade Cowan, Buckholts, 2014 1:55.40
- Isaiah Billingsley, Tilden McMullen Co., 2022 1:55.62
- Nathan George, Cumby Miller Grove, 2014 1:56.53
- Sean Stanaland, Jayton, 2024 1:56.85
- Jake Merrell, Turkey Valley, 2015 1:57.05
- Christian Gonzalez, Sulphur Bluff, 2024 1:57.48
- Jesse Roberts, Sanderson, 2015 1:57.54

## 110-METER HIGH HURDLES

### 6A

- Bary Richards, Humble Summer Creek, 2021 &13.31
- Dennis Brantley, Houston Worthing, 1980 \*13.34
- Marcus McWilliams, Pflugerville, 2015 &13.37  
Isaiah Lucas, Cypress Falls, 2015 &13.37
- Eric Edwards, Langham Creek, 2017 13.39





6. Chevis Armstead, DeSoto, 2015 &13.40
7. Alex Chukwukelu, North Forney, 2023 13.42  
Oscar Spurlock, Dallas Carter, 2006 &13.42
9. Mason Dossett, FB Ridge Point, 2024 13.44  
Brandon Tucker, Lewisville, 2008 &13.44

### 5A

1. Tony Brown, Beaumont Ozen, 2013 13.40
2. Kendall Sheffield, FB Marshall, 2015 13.42
3. Kendrick Smallwood, Mesquite Poteet, 2022 &13.44
4. Kendrick Smallwood, Mesquite Poteet, 2021 &13.47
5. Robert Teer, Arlington Seguin, 2018 &13.48
6. Arveyon Davis, FB Marshall, 2023 13.55  
Robert Griffin, Copperas Cove, 2007 13.55
8. Cameron Lacour, Dayton, 2009 13.58
9. Garrett Gibson, MB Barbers Hill, 2018 &13.59
10. Dominic Houston-Shepard, FB Marshall, 2018 &13.60

### 4A

1. Jermaine Cooper, Giddings, 1998 13.53
2. Jarvis Anderson, Taylor, 2023 13.64  
Lorenzo Johnson, Mineral Wells, 2011 13.64  
Ray Hutchinson, Refugio, 1983 \*13.64
5. Damius Moore, Tatum, 2006 &13.73
6. Tony Brooks, Rockdale, 1985 \*13.74
7. Swayde Griffin, Lago Vista, 2024 &13.75
8. Dion Cooper, Giddings, 2002 &13.78
9. Tony Francis, Giddings, 2001 13.79
9. Three athletes tied 13.84

### 3A

1. Damius Moore, Tatum, 2007 13.69



Matthew Boling - Houston Strake Jesuit

2. Hunter Vaughn, Pattonville Prairiland, 2024 &13.83
3. Carl Swierc, Falls City, 1970 #\*13.84  
Steven Jones, Lexington, 2006 &13.84
5. Dylan Foster, Brock, 2024 &13.89
6. Cash Goodman, Blue Ridge, 2024 &13.99
7. Derek Spears, Manor, 1992 \*14.04  
Derek Spears, Manor, 1991 \*14.04  
Arthur Smith, Refugio, 1987 \*14.04  
Raymond Johnson, Royal, 1978 \*14.04

### 2A

1. Garrett Thomas, Gail Borden County, 2006 &13.83
2. Cale Kassen, Valley View, 2018 &13.91
3. Cale Kassen, Valley View, 2019 14.12
4. Tyson McKinney, Spur, 2000 14.14
5. Westin Williams, Wellington, 2009 &14.15
6. Jkoby Williams, Beckville, 2024 14.19
7. Bobby Dockins, Munday, 1991 \*14.24
8. Jkoby Williams, Beckville, 2023 14.26
9. Barry Johnson, Amherst, 1984 \*14.34  
Barry Johnson, Amherst, 1983 \*14.34

### 1A

1. Gary Farquhar, Throckmorton, 2013 14.31
2. Defton Flemons, Paducah, 2022 &14.53
3. Jacob Cole, Spur, 2019 &14.55
4. Braxton Ethridge, Earth Springlake, 2022 &14.59  
Morgan Whitfield, Iredell, 2018 &14.59
6. Stryker Reed, Gordon, 2024 14.60
6. Morgan Whitfield, Iredell, 2019 &14.63
8. Zeke Kasel, Lazbuddie, 2024 14.66  
Grant McLain, Channing, 2014 &14.66
10. Cord Piper, Paducah, 2023 14.68

## 100-METER DASH

### 6A

1. Jose Garcia, Harlingen, 2021 &9.998
2. Connor Washington, Woodlands Coll. Park, 2021 &9.999
3. Prezel Hardy, Killeen Ellison, 2009 &10.08  
Edorian McCullough, North Garland, 2002 &10.08
5. Matthew Boling, Houston Strake Jesuit, 2019 10.13
6. Henry Neal, Greenville, 1990 \*10.14  
Greg Sholars, FW Southwest, 1984 \*10.14
8. De'montray Callis, Alief Taylor, 2021 &10.15  
Jaylon Hicks, GP North Shore, 2011 &10.15
10. Omari Walker, McKinney, 2021 &10.16

### 5A

1. Brendan Christian, Austin Northeast, 2002 10.15
2. Ivory Williams, Beaumont, 2003 &10.16
3. Che Nwabuko, Manor, 2022 &10.17
4. Keanu Jones, Brenham, 2021 &10.23  
Keishawn Everly, FW Trimble Tech, 2018 &10.23
6. Joe DeLoach, Bay City, 1984 \*10.24
7. Caleb Jolivette, Manvel, 2017 10.31

- Trey Griffin, Lockhart, 2001 10.31
- Tory Mitchell, Big Spring, 1999 10.31
- Thomas Donley, Frisco Leb. Trail, 2021 &10.31

### 4A

1. Kalon Barnes, Silsbee, 2018 &10.04
2. Kalon Barnes, Silsbee, 2017 10.22
3. Brice Turner, Bay City, 2022 &10.25
4. DaBryan Blanton, Forney, 2002 &10.26
5. Will Henderson, Gilmer, 2023 10.28
6. Ryan Martin, Stafford, 2019 10.34  
Roman Turner, Wichita Falls Hirschi, 2017 10.34
8. Trey Franks, West Orange-Stark, 2009 &10.36
9. Jason Hodge, Giddings, 1999 10.37
10. Lewis Hyman, Hearne, 2000 10.39

### 3A

1. Brenen Thompson, Spearman, 2022 &10.24
2. Demari Wilson, Whitney, 2021 10.38
3. Brenen Thompson, Spearman, 2021 10.40
4. Camden Capehart, Winnsboro, 2024 10.44  
Toya Jones, Refugio, 1994 \*10.44
6. Quan Cosby, Mart, 2001 10.46
7. Quentin Dancer, West, 2015 &10.50  
Colt Davis, Aubrey, 2006 &10.50
9. Davion Bynaum, Cameron Yoe, 2019 10.51  
Luke McMullen, Jefferson, 2023 &10.51

### 2A

1. Ernest Campbell, Refugio, 2023 &10.22
2. Ernest Campbell, Refugio, 2022 &10.32
3. Stanley Kerr, Snook, 1985 \*10.34
4. Jared Brackens, Kerens, 2022 &10.37
5. Stanley Kerr, Snook, 1984 \*10.44
6. Ernest Campbell, Refugio, 2024 10.49
7. Joe Williams, Bremond, 2016 10.58
8. Sean Roundtree, Baird, 2003 &10.59
9. Joe Williams, Bremond, 2017 10.61
10. Two athletes tied &10.63

### 1A

1. La'Travion Mays, Burkeville, 2021 &10.69
2. Kaige Covington, Roby, 2021 &10.75
3. Zane Capps, Richland Springs, 2021 &10.81
4. Ty Mann, Richland Springs, 2014 &10.87
5. Oscar Mathis, Paducah, 2015 10.88  
Chase Thompson, Rule, 2018 &10.88
7. Micah Teague, Lefors, 2021 &10.89  
Logan Wheeler, Blanket, 2018 &10.89
9. Riley Reed, Gordon, 2024 10.91
10. Michael Smith, Iraan, 2024 10.92

## 4x200-METER RELAY

### 6A

1. Conroe The Woodlands, 2018 (Ethan Bonner, Jake



Refugio - 2022 Conference 2A Track & Field 4x200-meter Relay Champions

1. Lanier, DeAngelo Alexander, Kesean Carter) 1:23.25
2. Klein Forest, 2022 (Jaden Galloway, Jacob Compton, Ahmir Robinson, Jelani Watkins) 1:23.37
3. Katy Seven Lakes, 2018 (Lance Broome, Thomas Pratt, Chris Williams, Jahquan Bloomfield) 1:23.42
4. Converse Judson, 2018 (Richard Kuykendoll, DreQuan Crawford, Shawn Richburg, Kenyon Morgan) 1:23.58
5. Conroe The Woodlands, 2017 (Ethan Bonner, Jacob Barrett, Jake Lanier, Kesean Carter) 1:23.81
6. Duncanville, 2022 (Chris Hicks, Pierre Goree, Caden Durham, Jaylen Washington) 1:23.90
7. Fort Bend Hightower, 2007 (Isaiah Sweeny, Cleon Davis, Ugonna Amarikwa, Clyde Lee) 1:23.92
8. Duncanville, 2023 (Elijah Beal, Jaylen Washington, Caden Durham, DaKorean Moore) 1:23.95
9. Converse Judson, 2017 (Joshua West, Chris Mills II, Shawn Rochburg, Kenyon Morgan) 1:23.97
10. Cedar Hill, 2021 (Kaleb Green, Robert Richardson, Decorey Warre, Diallo Good) 1:23.99

### 5A

1. Fort Bend Marshall, 2019 (Bryson Stubblefield, Corey King, Dalevon Campbell, Devon Achane) 1:23.38
2. Port Arthur Memorial, 2017 (Xavier Hull, Ireon Brown, Deandre Angelle, Kary Vincent) 1:23.52
3. Fort Bend Marshall, 2022 (Michael Patterson, Gerard Holmes, Jonathan Howard, Kameron Williams) 1:23.60
4. Fort Bend Marshall, 2015 (Cederian Lynch, Amere Lattin, Kendall Sheffield, Shamon Ehiemua) 1:24.01
5. Manvel, 2017 (Aaron Johnson, Jaren Colbert, Kameron Scott, Caleb Jolivet) 1:24.05
6. Fort Bend Marshall, 2016 (Cederian Lynch, Jeremy Smith, Jamaiz Whitaker, Shamon Ehiemua) 1:24.19
7. Mansfield Legacy, 2018 (Michael Chin, Jaia Smith, Ife Adeyi, DeMauryon Holmes) 1:24.21
8. Texarkana, 2014 (Jacorian Walker, Treveon

- Walker, Travonne Monk, Kevin Harris) 1:24.26
9. Waxahachie, 2016 (Jalen Reagor, Keontrey Jackson, D'Amonte Wilson, Kenedy Snell) 1:24.27
10. Fort Bend Marshall, 2018 (Dalevon Campbell, Corey King, Henry Thomas, Devon Achane) 1:24.29

### 4A

1. Waco La Vega, 2021 (Ara Rauls, Soi'Dreveon Degrate, Jai'Brian Bouye, Jesse Majors) 1:24.61
2. Gilmer, 2024 (Trillyon Butler, Mykah Easley, Ta'Erik Tate, Will Henderson) 1:24.71
3. La Grange, 2021 (Dana Baker, Trey East, Jordan Scott, Bravion Rogers) 1:24.89
4. Gilmer, 2015 (Charles Grimmatt, Kris Boyd, Nick Smith, Chase Tate) 1:25.49
5. Waco La Vega, 2019 (Terance Hogan, Sol'Dreveon, Quintaveon Mason, Jesse Majors-Sterling) 1:25.80
6. Paris, 2013 (Josh Reynolds, Joe Wallace, Donte Bills, Sed Ellis) 1:25.82
7. West Orange-Stark, 2011 (Mark Roberts, Edward Ivory, Justin Thomas, Phillip Jones) 1:25.86
8. Atlanta, 2003 (John Blaylock, Dallas Washington, Calvin Graham, Lacorri Johnson) 1:25.89
9. Gilmer, 2023 (Tyson Wilson, Rohan Fluellen, Ta'Erik Tate, Will Henderson) 1:25.90
10. Dallas Madison, 2007 (Bobby Hicks, Broderick Ross, Larry Johnson, Shawnbrey McNeal) 1:25.98

### 3A

1. Dallas Life Oak Cliff, 2017 (Brian Thomas, Jaquan Tatum, Daelon Glenn, Austin Clark) 1:26.31
2. Corrigan-Camden, 2009 (Eric Durham, Chris Drayton, JoCourtney Johnson, Kameron Horace) 1:26.46
3. Crockett, 2012 (Denell Parker, Jaderrion Simon, De'Yasim Warfield, Kabroderan Handsborough) 1:26.88
4. Hallettsville, 2024 (Damarion Austin, Layne

- Gerke, Caden Willis, Rashaun Sidney) 1:26.93
5. Daingerfield, 2014 (Denzil Mims, Calvin Bryant, Jordan Miles, Keynon Whetstone) 1:26.94
- Arp, 2007 (Alfreddie Mauldin, Trumaine Jones, Lavocheya Cooper, Lemarcus Teal) 1:26.94
- Alto, 2004 (Harvey Parker, Gerald Ligon, Steven Brown, Johnny Thacker) 1:26.94
8. Rosebud-Lott, 2014 (Andrew Moore, D.J. Johnson, Juwon Roberson, Artis Johnson) 1:26.95
9. Karnes City, 2013 (Philip Vaughan, Paul Kinney, Kenneth Glenn, Dontrell Lyons) 1:27.02
10. Yoakum, 2024 (Trae Cuellar, X'Zavier Barnett, Qyion Williams, Zach Taylor) 1:27.03

### 2A

1. Refugio, 2022 (Jordan Kelley, Marvin Fox, Jason Moore, Ernest Campbell) 1:28.09
2. Refugio, 2024 (Jaedyn Lewis, Isaiah Avery, Chai Whitmire, Ernest Campbell) 1:28.22
3. Shiner, 2021 (Jayden Carson, Zane Rhodes, Trevor Haynes, Dalton Brooks) 1:28.29
4. Collinsville, 2011 (David Byrom, Scott Ragsdale, Parrish Roberts, Chris Carney) 1:28.38
5. Mason, 2023 (Ryne Todd, Isaiah Bishop, Carlton Schmidt, Suttan Silerio) 1:28.39
6. New Deal, 2016 (Tre Patton, Mark Adams, Jai Manahan, Sebastian Hartless) 1:28.44
7. Shiner, 2019 (Devin Lehnert, Zane Rhodes, Trevor Haynes, Donyai Taylor) 1:28.47
8. New Deal, 2017 (Mark Adams, Nehemiah Martinez, David Morgan, Jordan Lacy) 1:28.49
9. Timpson, 2023 (Amare Bruton, Aidan Gaddis, Vosky Howard, Dakovian Tutt) 1:28.51
10. Linden-Kildare, 2017 (Marcus Jones, Ja'Kevin Rose, Cortez Peterson, Miach Harrison) 1:28.60

### 1A

1. Paducah, 2021 (Jimmy Rogers, Darius Flemons, Cord Piper, Mark Flemons) 1:29.41
2. Turkey Valley, 2022 (Adrian Valdes, Parker Hartman, Jaxon Edwards, Blake Beard) 1:29.68
3. Gordon, 2024 (Riley Reed, Kaden Crowe, Asher Salinas, Brayden Walters) 1:29.78
4. Rankin, 2021 (Baret Jackson, Ben Rios, Justin Rodriguez, De'shon Goodley) 1:29.95
5. Paducah, 2023 (Joshua Gonzales, Jaden Frawner, Cord Piper, Jakyen Wright) 1:30.23
6. Imperial Buena Vista, 2024 (Jordan Rodriguez, Marcus Martinez, Alexander Porras, Sebastian Porras) 1:30.43
7. Paducah, 2022 (Jakyen Wright, Jimmy Rogers, Cord Piper, Defiton Flemons) 1:30.55
8. Cross Plains, 2022 (Noah Moses, Ryan Reed, Cason Allen, Ryan Hopkins) 1:30.78
9. Turkey Valley, 2018 (Joe Carrera, Jayton Smith, Dax Allen, Juan Villarreal) 1:30.82
10. Water Valley, 2015 (Tyler Simmons, Jeremy





Jackson, Kade York, Cody Zuniga) 1:30.86

### 400-METER RUN

#### 6A

1. Marlon Ramsey, Beaumont West Brook, 1994 \*45.24
2. Roddie Haley, Texarkana Texas, 1984 \*45.64
3. Keshun Reed, Arlington Martin, 2015 45.75
4. Champion Allison, Rich. George Ranch, 2017 45.87
5. Sean Hooper, Keller Fossil Ridge, 2017 45.92  
Aldrich Bailey, Mansfield Timberview, 2012 45.92
7. Marlon Cannon, Dallas South Oak Cliff, 1988 \*45.94
8. Elrick Brown, Lufkin, 1975 #\*46.04
9. Devante Lacy, Klein Oak, 2014 46.10
10. Darold Williamson, Northside Holmes, 2001 46.12

#### 5A

1. Deon Minor, Paris, 1991 \*45.64
2. Tony Allen, Jasper, 1985 \*45.74
3. Kevin Robinzine, Everman, 1984 \*45.94
4. Kelly Willie, Houston Sterling, 2002 45.96
5. Kelly Willie, Houston Sterling, 2001 46.13
6. Deryell Patterson, Friend. Clear Brook, 1998 46.29
7. Deon Minor, Paris, 1990 \*46.34
8. Champion Allison, Rich. George Ranch, 2016 46.40  
Brandon Coutts, Greenville, 1996 46.40
10. Howard Fields, Manvel, 2017 46.45

#### 4A

1. Anthony Raye Ketchum, Needville, 1981 \*45.64
2. Keith Balck, Waco Connally, 1994 \*46.54
3. Colter Maya, Lindale, 2024 46.58



Christian Rattler - Knippa

4. Lakyron Mays, Dallas Carter, 2018 46.59
5. Arthur Reece, Coldspring, 1994 \*46.64
6. Percy Waddle, Columbus, 1986 \*46.74
7. Ashton Hicks, Carthage, 2018 46.82
8. Kendall Hickerson, Palestine Westwood, 1995 46.93
9. Percy Waddle, Columbus, 1985 \*46.94  
Anthony Ketchum, Needville, 1980 \*46.94

#### 3A

1. Fred Hackney, Alto, 1996 46.41
2. Roy Williams, Clarendon, 1997 46.79
3. Cedric Gilder, Corrigan-Camden, 1986 \*46.94
4. Royce Avery, Woodsboro, 1985 \*47.54
5. Rayburn Anderson, Woodsboro, 1997 47.55
6. Bo Black, Elkhart, 1991 \*47.64  
Darrell Hadden, Tidehaven, 1984 \*47.64  
Royce Avery, Woodsboro, 1983 \*47.64
9. Fred Hackney, Alto, 1994 \*47.74  
Kenneth Sellers, Crowell, 1971 #\*47.74

#### 2A

1. Albert Booker, Trent, 2001 47.49
2. Joe Williams, Bremond, 2017 47.53
3. Perry Collier, Munday, 1991 \*47.54
4. Rocky Miller, Woodson, 2001 47.60
5. Damian Vidales, Seagraves, 2012 47.68
6. Cory Williams, Laneville, 1988 \*47.84  
Larry Simpson, Moody, 1976 #\*47.84  
Kenneth Thomas, Wortham, 1975 #\*47.84
9. Cory Williams, Laneville, 1990 \*48.04
10. Kenneth Thomas, Wortham, 1974 #\*48.14

#### 1A

1. Christian Rattler, Knippa, 2021 48.99
2. Baret Jackson, Rankin, 2024 49.20
3. Rondrick Grant, LH Leverett's Chapel, 2013 49.30
4. Chase Thompson, Rule, 2017 49.33
5. Griff Reel, Jayton, 2024 49.39
6. Karter Cummings, Blackwell, 2024 49.48
7. Logan Bellinger, Blum, 2017 49.49
8. Chase Thompson, Rule, 2018 49.69
9. Blake Beard, Turkey Valley, 2021 50.01
10. Baret Jackson, Rankin, 2023 50.07

### 300-METER INTERMEDIATE HURDLES

#### 6A

1. Kerron Clement, La Porte, 2003 35.47
2. Bayno Kamani, Houston Westbury, 1998 35.76  
Bayno Kamani, Houston Westbury, 1997 35.76
4. Kerron Clement, La Porte, 2002 35.78
5. Charles Whigham, FW Dunbar, 1975 #\*35.94
6. Jamaal Charles, Pasadena Memorial, 2005 36.03
7. Jason Richardson, Cedar Hill, 2004 36.05
8. Bennie Brazell, Houston Westbury, 2000 36.10
9. Tre'Bien Gilbert, Converse Judson, 2018 36.18

10. Bennie Brazell, Houston Westbury, 2001 36.21

#### 5A

1. Robert Griffin, Copperas Cove, 2007 35.33
2. Brian Bronson, Jasper, 1991 \*36.04
3. Kenyon Parker, Texas City, 2023 36.07
4. Kody Blackwood, McKinney North, 2022 36.14
5. Kyle Staudt, Fredericksburg, 1998 36.21  
Kyle Staudt, Fredericksburg, 1997 36.21
7. Kendrick Smallwood, Mesquite Poteet, 2022 36.24
8. Willie Amos, Sweetwater, 2000 36.29
9. Jayson Baldrige, Rich. George Ranch, 2016 36.32  
Chance Casey, Crosby, 2008 36.32

#### 4A

1. Jarvis Anderson, Taylor, 2023 35.96
2. Tony Brooks, Rockdale, 1985 \*36.44
3. Frankie Pavelka, West, 2003 36.79
4. Ben Thiel, Celina, 2013 36.85
5. Labronze Garrett, Tatum, 1996 36.92
6. Curtis Isaiah, Refugio, 1974 #\*36.94
7. Nick Robinson, Texark. Liberty Eylau, 2004 36.95
8. Alan Bean, Dalhart, 2003 37.01
9. Kevin Taylor, Waco Connally, 1996 37.10
10. Two athletes tied 37.12

#### 3A

1. Darnius Moore, Tatum, 2007 36.99
2. Timothy Sissel, Junction, 2000 37.17
3. Cliff Alexander, Idalou, 1990 \*37.24
4. Derek Spears, Manor, 1992 \*37.34
5. Daylon Washington, Lexington, 2023 37.38
6. Freddie Allen, Tatum, 2011 37.48
7. Troy House, Ingram Moore, 1990 \*37.54  
Alfred Mitchell, Big Sandy, 1979 \*37.54
9. Stanley Richard, Hawkins, 1986 \*37.64
10. Wes Wood, Panhandle, 1985 \*37.74

#### 2A

1. Cale Kassen, Valley View, 2018 37.10
2. Barry Johnson, Amherst, 1983 \*37.44
3. Chris Johnson, Amherst, 1990 \*37.54
4. De'Metrius Paul, Munday, 2012 37.58
5. Troy House, Leakey, 1989 \*37.64
6. Ryan West, Evadale, 1998 37.70  
Ryan West, Evadale, 1997 37.70
8. De'Metrius Paul, Munday, 2013 37.78
9. Barry Johnson, Amherst, 1984 \*37.84
10. Two athletes tied 37.85

#### 1A

1. Stryker Reed, Gordon, 2024 38.60
2. Gary Farquhar, Throckmorton, 2013 38.78
3. Zach Davis, May, 2016 38.86
4. Conner Dawson, Tilden McMullen Co., 2016 38.93
5. Zach Davis, May, 2015 39.01





# BOYS TRACK AND FIELD

## RECORDBOOK

- Cohan Thompson, Calvert, 2023 39.11
- Braxton Ethridge, Earth-Springle, 2022 39.18
- Stryker Reed, Gordon, 2023 39.19
- Karson Bryan, Happy, 2017 39.34
- Zeke Kasel, Lazbuddie, 2024 39.35

### 200-METER DASH

#### 6A

- Roy Martin, Dallas Roosevelt, 1985 \*20.24
- Connor Washington, Wood. Coll Park, 2021 20.39
- Henry Neal, Greenville, 1990 \*20.44
- Jeremy Wariner, Arlington Lamar, 2002 &20.48
- Jelani Watkins, Klein Forest, 2023 20.54
- Abraham Hall, South Grand Prairie, 2012 20.58
- Edorian McCullough, North Garland, 2002 &20.58
- Jose Garcia, Harlingen, 2021 20.59
- Jelani Watkins, Humble Atascocita, 2024 20.60
- Eli Hall-Thompson, Katy Morton Ranch, 2013 20.60

#### 5A

- Brendan Christian, Austin Northeast, 2002 &20.32
- Che Nwabuko, Manor, 2022 20.53
- John Rutledge, Dal. Highland Park, 2022 20.55
- Brendan Christian, Austin Northeast, 2001 20.56
- Kendrick Jones, Lake Belton, 2023 &20.57
- Shamon Ehiemua, FB Marshall, 2016 20.62
- Tory Mitchell, Big Spring, 1999 20.65
- Leo Bookman, Dickinson, 2000 20.67
- Devon Achane, Fort Bend Marshall, 2019 20.69
- Two athletes tied 20.71

#### 4A

- DaBryan Blanton, Fomey, 2001 20.37
- Kalon Barnes, Silsbee, 2018 &20.55
- J. Frank Daughtery, Olton, 1953 ##\*20.64
- Robert Franklin, Gainesville, 2002 &20.69
- Tyler Brown, Aubrey, 2024 20.72
- Austen Diggs, La Grange, 2024 20.77
- DaBryan Blanton, Fomey, 2002 &20.77
- DaBryan Blanton, Fomey, 2000 20.79
- Austen Diggs, La Grange, 2023 20.82
- Jason Hendrix, Tatum, 1991 \*20.84

#### 3A

- Brenen Thompson, Spearman, 2022 &20.73
- Sidney Garton, New Boston, 1958 &##\*20.94
- Toya Jones, Refugio, 1994 \*21.04
- Jason Hendrix, Tatum, 1990 \*21.04
- Steve Lofton, Alto, 1987 \*21.14
- Fred Acorn, Rotan, 1979 \*21.14
- Dontrell Lyons, Karnes City, 2013 &21.14
- Delt Cockrell, Panhandle, 2002 &21.18
- Luke McMullen, Jefferson, 2023 21.23
- Chris Allen Kemp, Celina, 1981 \*21.24

#### 2A

- Stanley Kerr, Snook, 1985 \*20.64
- Ernest Campbell, Refugio, 2023 20.92
- Ryan Adkins, Roscoe Highland, 2006 &21.30
- Mike Spratt, Mission Sharyland, 1962 ##\*21.34
- David Green, Richland Springs, 1959 ##\*21.34
- Joe Williams, Bremond, 2016 21.39
- Joe Huitt, Rotan, 1989 \*21.44
- David L. Green, Richland Springs, 1958 ##\*21.44
- Joe Williams, Bremond, 2017 21.48
- Albert Booker, Trent, 2000 21.48

#### 1A

- De'shon Goodley, Rankin, 2021 22.00
- Jordan Gutierrez, Iredell, 2024 22.02
- Darius Flemons, Paducah, 2021 22.15
- Jakye Wright, Paducah, 2023 22.20
- Kaige Covington, Roby, 2021 22.21
- Zachary Adee, Happy, 2017 22.23
- Jakye Wright, Paducah, 2024 22.31
- Logan Wheeler, Blanket, 2018 &22.34
- Hunter Metteauer, Chireno, 2019 22.38
- Logan Stoelke, Fayetteville, 2014 22.42

### 1,600-METER RUN

#### 6A

- Sam Worley, Comal Canyon, 2017 4:02.30
- Reed Brown, Southlake Carroll, 2017 4:02.49
- Steve Magness, Klein Oak, 2003 4:03.27
- Samuel Worley, Comal Canyon, 2016 4:04.59
- Reed Brown, Southlake Carroll, 2016 4:04.82
- Emanuel Galdino, Houston Stratford, 2022 4:06.40
- Craig Nowak, Cypress Woods, 2012 4:06.65
- Daniel Viegra, Pflug. Hendrickson, 2017 4:06.68
- Colby Lowe, Southlake Carroll, 2008 4:06.87
- Cole Lindhorst, Katy Tompkins, 2019 4:07.41

#### 5A

- Robert Gonzalez, Falfurrias, 1967 ##\*4:06.14
- Adam Burlison, Amarillo, 2024 4:07.81
- Caden Gary, Lucas Lovejoy, 2024 4:08.00
- Christopher Riley, Austin McCallum, 2022 4:08.56
- Adam Burlison, Grapevine, 2023 4:08.64
- Robert Gonzalez, Falfurrias, 1966 ##\*4:09.14
- Zach Dawson, Big Spring, 2008 4:10.23
- Carter Blunt, Frisco Independence, 2015 4:10.35
- Ayden Granados, McAllen Memorial, 2023 4:10.83
- Carter Blunt, Frisco Independence, 2016 4:10.89

#### 4A

- Angel Sanchez, FW DH-Jarvis, 2024 4:13.08
- Ryan Fernandez, Canyon, 2024 4:13.55
- Alejandro Ruiz, Elgin, 2004 4:13.84
- Luke Anderson, Salado, 2024 4:13.97
- Mike Parsons, Olton, 1971 ##\*4:14.34

- Judson Greer, Melissa, 2019 4:14.56
- Eli Peveto, Little Cypress-Mauriceville, 2019 4:15.72
- Richard Gallegos, Crystal City, 1962 ##\*4:16.04
- John Cooper, FW Trimble Tech, 1958 ##\*4:16.54
- Brian Klein, Gonzales, 1993 \*4:17.14

#### 3A

- Steve Rolison, Itasca, 1993 \*4:12.84
- Noah Strohman, Holliday, 2023 4:15.12
- Jeffrey Butts, Whitesboro, 2016 4:15.82
- Noah Strohman, Holliday, 2024 4:16.68
- Angel Torres, Tornillo, 2022 4:16.84
- Christopher Kopecky, East Bernard, 2024 4:16.91
- Wyatt Hoover, Poth, 2022 4:17.70
- Riley Nedrow, Boyd, 2023 4:17.95
- Benjamin Castro, McGregor, 2024 4:18.79
- Quinlin McGregor, Amar. Highland Pk., 2013 4:18.90

#### 2A

- Ricardo Marquez, Sanderson, 1975 ##\*4:13.84
- Julian Acuna, Agua Dulce, 2001 4:19.14
- Dylan Doss, Water Valley, 2011 4:21.84
- Caden Thuirman, Wolfe City, 2022 4:22.00
- Caden Thurman, Wolfe City, 2023 4:23.22
- William Roberts, Sanderson, 2011 4:23.30
- Caleb Lengefield, Hamilton, 2022 4:23.32
- Travis Roberts, Sanderson, 2010 4:24.55
- Cameron Courtney, Timpson, 2010 4:24.90
- Garrett Jones, Milano, 2019 4:25.27

#### 1A

- Brandon Passman, Guthrie, 2022 4:16.05
- Isaiah Billingsley, Tilden McMullen Co., 2022 4:18.45
- Jake Merrell, Turkey Valley, 2016 4:22.60
- Jake Merrell, Turkey Valley, 2017 4:23.79
- Isaiah Billingsley, Tilden McMullen Co., 2021 4:23.81
- Jake Merrell, Turkey Valley, 2018 4:24.19
- Jesse Roberts, Sanderson, 2016 4:27.20
- Austin Zirkel, Medina, 2018 4:28.71
- Kobe Robertson, Cumby Miller Grove, 2019 4:30.23
- Wiley Gaskins, Ackerly Sands, 2024 4:30.51

### 4x400 METER RELAY

#### 6A

- Dallas Roosevelt, 1984 (Gregory Allen, Anthony Melton, Kevin Carden, Roy Martin) \*3:09.14
- Dallas Roosevelt, 1985 (Kevin Garden, Walter Foster, James Glenn, Roy Martin) \*3:09.54
- Dallas Roosevelt, 1983 (Kevin Carden, Gary Jefferson, Greg Allen, Roy Martin) \*3:09.64
- Dallas Lincoln, 1970 (Bennie Medlock, Gene Pouncy, Joe Pouncy, Rufus Shaw) ##\*3:09.74
- Beaumont West Brook, 1994 (Raymond Sutton, Mike Landry, Chris Price, Marlon Ramsey) \*3:10.04
- Houston Forest Brook, 1983 (Archie Roberts, Berlin



- Jackson, Darnell Chase, Andre Johnson) \*3:10.14
- 7. Humble Atascocita, 2024 (Jordan Parker, Jackson Norris, Eli Nettles, Landon Fontenot) 3:10.26
- 8. Humble Summer Creek, 2022 (Malcom Washington, Dylan Jacobs, Blake Gibson, Darius Rainey) 3:10.36
- 9. FB Marshall, 2005 (Jamarcus Bailey, Nicholas Makutut, Jeremy Washington, Brandon Washington) 3:10.51
- 10. Houston Strake Jesuit, 2019 (Jack Pittenger, Malik Campbell, Job Trahan, Matthew Boling) 3:10.56

### 5A

- 1. Austin Northeast, 2003 (Derek Franks, Paul Darby, Cory Sterling, Irie Williams) 3:10.78
- 2. Lancaster, 2003 (David Radford, Tim King, Rodney Mims, Rodrick Stewart) 3:11.39
- 3. Jasper, 1991 (John Davis, John Collins, Zack Bronson, Brian Bronson) \*3:11.94
- Port Arthur Lincoln, 1987 (Bryant Gloston, Todd Vaughn, Napoleon Bias, Darrell Granger) \*3:11.94
- 5. Port Arthur Lincoln, 1985 (Roland Dumes, Jarrod Green, Kenneth Normand, Allen Williams) \*3:12.04
- 6. Jasper, 1985 (Reggie Davis, Tony Allen, Paul Collins, John Good) \*3:12.24
- 7. Lancaster, 2016 (Gabriel Peterson, Jordan Hollis, Stadrian Taylor, Kenan Ivy) 3:12.28
- 8. Lancaster, 2007 (Joshua Chatman, Demontre Hurst, Darryl Hayes, Joe Fields) 3:12.45
- 9. Manvel, 2017 (Lawrence Murray, Kameron Scott, London Harris, Howard Fields) 3:12.63
- 10. Austin Reagan, 1991 (Charity Bonner, Donyale Canada, Angie Bettis, Chissy Bonner) \*3:12.64

### 4A

- 1. Aubrey, 2024 (Nathaniel Nkwodinma, Ryan McMeen, Landon Martino, Tyler Brown) 3:13.10
- 2. Alvin Iowa Colony, 2024 (Greg Guidry, Ian Hill, Derrick Hahn, Jeremy Garner) 3:14.03
- 3. McGregor, 1977 (Manuel Boswell, Roman Brown, Darrell Gee, Willie Sneed) #\*3:14.74
- 4. Waco Connally, 1993 (Demond Hackworth, Chris Campbell, Kevin Taylor, Keith Black) \*3:14.94
- 5. Dallas Carter, 2017 (Lakyrn Mays, Robert Maston, Trevion Ware, Michael Whitehead) 3:15.31
- 6. Marlin, 1991 (Michael DeGrate, Willie Johnson, Anthony Benjamin, Chris Sather) \*3:15.34
- 7. Celina, 2011 (Cody Rhodes, Jesus Vargas, Ben Thiel, Zac Bilderback) 3:15.39
- 8. Atlanta, 1989 (Carlos Simmons, Vincent Lawson, Kleno Willis, Rod Rowe) 3:15.44\*
- 9. Atlanta, 2003 (Drew Stubbs, Dallas Washington, Calvin Graham, Lacori Johnson) 3:15.50
- 10. Sweeny, 1992 (Frank Lemon, Marcus Bess, Brushard Higgins, Roosevelt Pierce) \*3:15.54

### 3A

- 1. Corrigan-Camden, 2009 (Eric Durham, James

- Pickrom, Chris Drayton, Kameron Horace) 3:15.76
- 2. Pottsville, 2017 (Trevor Fryar, Myles Mitchusson, Matthew Poe, Jack Arnold) 3:16.92
- 3. Panhandle, 1983 (Mark Fields, Jody Wood, Wes Wood, Stacy Rusk) \*3:17.24
- 4. Holliday, 1999 (Ryan Schlabs, Steven Magers, Brian Wells, Brandon Bowling) 3:17.40
- 5. Celina, 1991 (Josh Ferguson, Chris Stelzer, Torinzo Crawford, Adam Mack) \*3:17.64
- Hardin, 1978 (Earnest Gallander, James Love, Mike Morris, Bishop Randolph) \*3:17.64
- 7. Celina, 1993 (Dusty Gray, Nick Grant, Larry Grant, Josh Ferguson) \*3:17.84
- Woodsboro, 1983 (Simon Varrientes, Matt Jones, Gerald Valderrama, Royce Avery) \*3:17.84
- 9. Waskom, 1993 (N/A) \*3:17.94
- 10. Wall, 2007 (Kyle Corases, Chris Fuchs, Zachary McCormick, Brian Holik) 3:18.00

### 2A

- 1. Munday, 1988 (Terry Collier, Perry Collier, Trey Thompson, Anthony Stinnett) \*3:18.14
- 2. Munday, 1990 (Isias Campos, Perry Collier, Tyler Thompson, Terry Collier) \*3:18.54
- 3. Crawford, 2017 (Garrett Dutschmann, Cade Johnston, Coalson Foss, Jeff Ward) 3:18.72
- 4. Snook, 1982 (Stanley Kerr, Matthew Washington, Clint Thomas, Jerry Kerr) \*3:18.84
- 5. Snook, 1980 (Jerry Kerr, Clarence Robertson, Larry Kerr, Hezekiah Robertson) \*3:18.94
- 6. Munday, 1991 (Bobby Dockins, Perry Collier, Tyler Thompson, Terry Collier) \*3:19.64
- 7. Munday, 2013 (Roddick Taylor, Trey Stinnett, Garrett Weaver, De'Metrius Paul) 3:20.01
- 8. Centerville, 2022 (Andrew Newman, Brett Wagnon, Cade Smith, Kasen Jeitz) 3:20.24
- 9. Falls City, 2014 (Mathew Stulting, Austen Camber, Justin Twine, Joseph Swierc) 3:20.31
- 10. Paducah, 1996 (Johnathon Walker, James McGruder, Jason Poteet, Clearance Thomas) 3:20.80

### 1A

- 1. Gordon, 2024 (Riley Reed, Stryker Reed, Brayden Walters, Asher Salinas) 3:21.87
- 2. Jayton, 2024 (Sean Stanaland, Bode Ham, Colt Gentry, Griff Reel) 3:25.02
- 3. Turkey Valley, 2018 (Dax Allen, Juan Villarreal, Jayton Smith, Jake Merrell) 3:25.49
- 4. Garden City, 2016 (Riley Eggemeyer, Tanner Davis, Isaac Enriquez, Isaiah Enriquez) 3:27.04
- 5. Lamesa Klondike, 2022 (Caden Barron, Alexis Serrano, Stephen Arismendez, David Boschman) 3:27.10
- 6. Imperial Buena Vista, 2019 (Bryam Caballero, Luis Rodriguez, Valentino Martinez, Candelario Gardea) 3:27.44
- 7. Turkey Valley, 2016 (Dax Allen, Juan Villarreal, Zack Stumbo, Jake Merrell) 3:27.60

- 8. Eden, 2019 (Ethan Saucedo, Donovan Gonzales, Eli Eureste, Austin Moya) 3:27.64
- 9. Cross Plains, 2022 (Noah Moses, Ryan Read, Cason Allen, Ryan Hopkins) 3:28.04
- 10. Blum, 2017 (Chase Hancock, Richard Jones, Gaven Branscum, Logan Bellinger) 3:28.23


## DISCUS

### 6A

- 1. Roger Roesler, Round Rock, 1996 208-8
- 2. Kevin Grubbs, Humbe Summer Creek, 2021 207-1
- 3. Matt Kosecki, Humble, 2009 205-7
- 4. Gabriel Oladipo, Fort Bend Hightower, 2017 204-5
- 5. Adrian Piperi, The Woodlands, 2017 199-9
- 6. Adam Setliff, Hurst Bell, 1988 198-4
- 7. Michael Carter, Dallas Jefferson, 1979 198-0
- 8. Kelvin Korver, Irving, 1967 197-3.5
- 9. Jacob Tracy, Austin Lake Travis, 2021 195-9
- 10. Leon Farmer, Killeen, 1974 195-8

### 5A

- 1. Adam Guthrie, Austin Northeast, 1996 200-9
- 2. Brock Stickler, Lampasas, 2004 198-0
- 3. Hayden Reed, Little Cypress-Mauriceville, 2012 196-2
- 4. Terry Pierce, Fort Worth Western Hills, 1999 194-3
- 5. Matt Dudley, El Paso Parkland, 2008 192-4
- 6. Derek Randall, Beeville Jones, 2002 191-4
- 7. Lucas Williams, Colleyville Heritage, 2022 191-2
- 8. Derek Randall, Beeville Jones, 2001 191-1
- 9. Dylan Conway, Rockport-Fulton, 2004 190-11
- Clifford Larson, Beaumont Forest Park, 1965 190-11



Dewayne Grant - Bishop



# BOYS TRACK AND FIELD

## RECORDBOOK

### 4A

1.	Brian Robison, Splendora, 2002	203-1
2.	Matt Lepsis, Frisco, 1992	196-10
3.	Kerry Adkisson, Lake Dallas, 1978	195-7
4.	Jim Roberts, Shepherd, 1994	189-0
5.	Braydon Nelson, Kilgore, 2024	188-1
6.	Matt Lepsis, Frisco, 1991	186-10
7.	Hayden Reed, Little Cypress-Mauriceville, 2011	186-3
8.	Jordan Roos, Celina, 2012	185-9
9.	Jacob Mechler, Andrews, 2019	185-1
10.	Hayden Baillio, Whitesboro, 2008	184-11

### 3A

1.	Matt McKinney, Refugio, 2000	200-7
2.	John Hanson, SA G.H. Northern Oaks, 2022	187-7
3.	Matt McKinney, Refugio, 1999	187-6
4.	Bill Thomas, El Maton Tidehaven, 1970	186-9.5
5.	Parnell Lykes, Hull-Daisetta, 1978	186-3
6.	Matt Tilley, Mart, 1991	185-7
7.	Sean Reagan, Idalou, 2008	184-1
8.	Cason Brown, Schulenburg, 2018	183-5
9.	Jay Cashman, Junction, 1984	183-4
10.	Ricky Defosses, Baird, 1982	182-0

### 2A

1.	Zach Courtney, Post, 2022	186-6
2.	Jim Verden, Wheeler, 1977	183-5
3.	Michael Jitjaeng, Big Sandy, 2021	183-0
4.	Jimmy Shelby, Italy, 1984	182-8
5.	John McRae, Frost, 1988	180-1
6.	Van Hughes, Axtell, 1979	180-0
7.	Fred Thacker, Alto, 2019	179-2
8.	Austin Cook, Overton, 2012	178-7
9.	John McRae, Frost, 1989	178-1
10.	Tetanner Sample, Dawson, 1983	176-10

### 1A

1.	Tanner Hodgkins, Strawn, 2018	171-11
2.	Joseph Bond, Cherokee, 2022	170-10
3.	Brody White, Benjamin, 2023	167-8
4.	Ross Alison, Strawn, 2015	167-6
5.	Tylynne Eaton, Knox City, 2014	165-5
6.	Lance Burleson, Rocksprings, 2015	165-0
7.	Robert Freeman, Strawn, 2023	164-8
8.	Alex Hughes, Strawn, 2024	164-7
9.	Ross Alison, Strawn, 2016	162-9
10.	Hershel Burleson, Rocksprings, 2013	162-0

## HIGH JUMP

### 6A

1.	Jace Posey, Houston Strake Jesuit, 2022	7-4.25
2.	Scott Sellers, Katy Cinco Ranch, 2004	7-4
3.	Paul Todd, Marshall, 1998	7-2.25
4.	Ivan Wagner, San Antonio Roosevelt, 1995	7-2
5.	Lyle Leong, Abilene, 2006	7-1

Charles Ford, Converse Judson, 1993	7-1
7. Jimmy Pullins, Tyler, 1988	7-0.5
8. Spencer Sunstrum, Rich.Pearce, 1977	7-0.25
9. 15 athletes tied	7-0

### 5A

1.	Bradford Jennings, CC Flour Bluff, 2023	7-1.75
2.	Ernie Mendez, Canyon, 1983	7-1.5
3.	Ramiro Molina, Laredo United, 1981	7-1.25
4.	James Shelton, Palestine, 1988	7-1
James Shelton, Palestine, 1987	7-1	
Andrew Hollier, Bridge City, 1985	7-1	
7. 18 athletes tied	7-0	

### 4A

1.	James Lott, Refugio, 1983	7-4.75
2.	James Lott, Refugio, 1982	7-1.5
3.	Tristian Whitley, Coldspring-Oakhurst, 2003	7-0
Michael Beasley, Abilene Wylie, 1999	7-0	
Dewayne Grant, Bishop, 1998	7-0	
Trey Barley, Royal, 1991	7-0	
Trey Barley, Royal, 1990	7-0	
8. Five athletes tied	6-11	

### 3A

1.	Jake Lamberth, Poth, 2018	7-0.5
2.	Jason Hill, Quanah, 2001	7-0.25
3.	Jacorian Duffield, UC-Randolph, 2011	7-0
Bradley Adkins, Idalou, 2011	7-0	
Vonchass Griggs, Van Vleck, 1998	7-0	
Cedric Barrer, Beckville, 1985	7-0	
7. Tyler Russell, Malakoff, 2017	6-11	
Joseph Anderson, Luling, 2014	6-11	
Jason Hill, Quanah, 2000	6-11	
Vonchass Griggs, Van Vleck, 2000	6-11	

### 2A

1.	Ryder Peacock, Woodson, 2002	7-0.25
2.	Stuart Burleson, Midland Greenwood, 1982	7-0
3.	Dearius Poindexter, Hale Center, 2013	6-11
Charles Burney, Latexo, 1994	6-11	
5. 10 athletes tied	6-10	

### 1A

1.	Elijah Gaines, Van Horn, 2022	6-10
2.	Gunner Baugh, Cherokee, 2024	6-6
Noah Escamilla, Robert Lee, 2022	6-6	
Michael Rodriguez, Rankin, 2016	6-6	
Latham Garnsey, Valentine, 2015	6-6	
6. Elijah Gaines, Van Horn, 2023	6-5	
David Smith, Gholson, 2016	6-5	
8. Six athletes tied	6-4	

## LONG JUMP

### 6A

1.	Marquise Goodwin, Garland Rowlett, 2009	&26-4.75
2.	Marquise Goodwin, Garland Rowlett, 2008	26-1.5
3.	Adron Tennell, Irving, 2006	&25-7.75
4.	Roy Williams, Odessa Permian, 2000	25-6
5.	Matthew Boling, Hou. Strake Jesuit, 2019	25-4.5
Billy Spiller, Killeen, 1991	25-4.5	
7. Aaron Davis, Hum. Summer Creek, 2022	25-3.75	
Ashton Torns, Austin Westlake, 2022	25-3.75	
9. Ashton Torns, Austin Westlake, 2023	25-3	
10. Vincent Hypolite, La Marque, 1990	25-2.25	

### 5A

1.	Howard Jackson, Freeport Brazosport, 2001	25-6
2.	Tommy Olesky, Nederland, 1999	25-1.75
3.	Sheddic Fields, Dallas S. Oak Cliff, 1991	25-0.25
4.	Jalen Seals, Fort Worth Boswell, 2016	24-11.5
5.	Devin Field, Lancaster, 2011	&24-11.25
6.	Anthoula Kelly, Galena Park, 2014	24-10.75
7.	Johnathan Baker, Katy Paetow, 2019	&24-10
8.	Brandon Craven, Kilgore, 1993	24-9
9.	Harold Perry, Bonham, 1975	24-8.75
10. Three players tied	24-8	

### 4A

1.	Jarion Lawson, Texark. Liberty-Eylau, 2012	25-8
2.	Billy Oliver, Atlanta, 1996	25-2.5
3.	Nakia Williams, Daingerfield, 1999	24-11.5
4.	David Forcey, Luling, 1978	24-10.25
5.	Charles Brown, Wichita Falls Hirschi, 2015	&24-9.5
John Lampert, Abilene Wylie, 2001	&24-9.5	
7. Dalton Rigdon, Perryton, 2017	24-9	
8. Reggie Hill, Atlanta, 1997	24-6.25	
Chuck Cockrell, Van Vleck, 1986	24-6.25	
10. Two players tied	24-5.75	

### 3A

1.	Toya Jones, Refugio, 1994	25-1
2.	Toya Jones, Refugio, 1995	25-0.25
3.	Bobby Evers, Bangs, 2003	&24-8.25
4.	George Sheppard, Alba-Golden, 1999	24-7.5
5.	Brandon Dudley, Arp, 2006	24-5.5
Rodney Terry, Hawkins, 1983	24-5.5	
7. Lee Miles, Mart, 1988	24-5	
8. Toya Jones, Refugio, 1993	24-4.75	
9. Chris Preddie, LR-Academy, 2022	&24-3.75	
10. Terrence Toliver, Hempstead, 2007	24-1.5	

### 2A

1.	Charles Clifton, Rio Vista, 1964	24-6.5
2.	Bill McCurdy, Barksdale Nueces Can., 1998	24-3.75
3.	Charles Clifton, Rio Vista, 1963	23-11.25
4.	De'Metrius Paul, Munday, 2013	23-10.5
Mantrez Landrum, Chilton, 2009	23-10.5	
6. Aaron Smith, Seagraves, 2005	&23-9	





7. Bo Simpson, Trent, 2002 23-8.75
8. Mantrez Landrum, Chilton, 2010 23-8.5
9. Troy Williams, Calvert, 1992 23-7
10. Tyris Dowell, Avinger, 2005 &23-6.5

### 1A

1. Creed Goode, Cross Plains, 2018 22-8.25
2. Dustin Bryant, Wildorado, 2022 22-2.50
3. Ladarius Arnett, Laneville, 2016 22-2
4. Jesus Garcia, Terlingua Big Bend, 2017 &22-1.5
5. Lance Morris, Ira, 2013 &22-1
6. Jaime Mendoza, San Isidro, 2022 22-0.75
7. Asher Rogers, Water Valley, 2016 21-11
8. Tyler Miller, Coolidge, 2024 21-10.75
- Jared Scott, Bronte, 2013 &21-10.75
10. Two athletes tied 21-10.5

## POLE VAULT

### 6A

1. Branson Ellis, Tyler Lee, 2018 18-3.25
2. Paulo Benavides, El Paso Franklin, 2015 17-6.5
3. Jayson Lavender, Wichita Falls, 1990 17-6
4. Bailey Henderson, Comal Canyon, 2016 17-3
5. Dyson Wicker, Rockwall Heath, 2023 17-0.25
6. Reese Watson, Spring, 2012 17-0
- Ty Barrington, Southlake Carroll, 2003 17-0
- Bobby Most, Laredo United, 2001 17-0
- Jayson Lavender, Wichita Falls, 1989 17-0
10. Jayson Lavender, Wichita Falls, 1988 16-9.5

### 5A

1. Sage Thames, Wolfforth Frenship, 2000 17-6.5
2. Nick Frawley, Midlothian, 2006 17-0.25
3. Wooten Jacob, Tomball Memorial, 2015 17-0
- Audie Wyatt, Huntsville, 2014 17-0
5. Sage Thames, Wolfforth Frenship, 1999 16-7
6. Peyton Weissmann, Grapevine, 2016 16-6
- Clint Hughes, Livingston, 2005 16-6
8. Seven athletes tied 16-3

### 4A

1. Eric Eshbach, Orangefield, 1999 18-2.25
2. Brandon Bray, China Spring, 2014 17-8.5
3. Jonathon Henley, Orangefield, 1999 17-3
4. Jacob Davis, Orangefield, 1995 17-0.5
5. Jacob Davis, Orangefield, 1994 17-0.25
6. Brandon Bray, China Spring, 2015 17-0
7. Dylan Bell, Alvarado, 2012 16-8
8. Four athletes tied 16-6

### 3A

1. Jim Davis, Godley, 1996 17-1
2. Steven Bridges, Goldthwaite, 1989 17-0.5
3. Kyle Henderson, Karnes City, 1987 16-9
4. Daven Murphree, Big Sandy Harmony, 2012 16-7



Anthony Meachum - Woodsboro

- Brian Porter, Maypearl, 2006 16-7
6. Eric Grassel, Bushland, 2022 16-6
- Jason Pearce, Hamlin, 1994 16-6
- Scotter Hesseltine, Refugio, 1990 16-6
9. Eight athletes tied 16-0

### 2A

1. Anthony Meachum, Woodsboro, 2021 17-0
2. Jon Colby Miller, Lazbuddie, 1995 16-9
3. Kaxson Bray, Bosqueville, 2023 16-3
- Charlie Coskey, New Summerfield, 1999 16-3
5. Maximus Garvin, Garrison, 2023 16-0
- Ethen Bernstein, Albany, 2017 16-0
7. Reed Rightmer, Flatonia, 2014 15-9
- Tyler Turner, Hico, 2014 15-9
9. Six athletes tied 15-6

### 1A

1. Calen Fouts, Rankin, 2018 15-3.5
2. Landon Roberts, Guthrie, 2017 15-3
3. Jace Bennett, Utopia, 2024 14-9
- Calen Fouts, Rankin, 2019 14-9
5. Cayden Timmons, Whiteface, 2024 14-6
- Taylor Gill, Clyde Eula, 2014 14-6
7. Michael Ryman, Hubbard, 2022 14-3
- Kas Johnson, Sterling City, 2022 14-3
9. Three athletes tied 14-0

## SHOT PUT

### 6A

1. Michael Carter, Dallas Jefferson, 1979 75-9

2. Roger Roesler, Round Rock, 1996 71-2
3. Michael Carter, Dallas Jefferson, 1978 71-1.75
4. Bryce Foster, Katy Taylor, 2021 71-1
5. Adrian Piperi, Conroe The Woodlands, 2016 71-0
6. Stephen Saenz, Rio Grande City, 2009 69-1.75
7. Jonathan Reeves, Fort Bend Dulles, 2001 68-10.5
8. Sam Walker, Dallas Samuell, 1968 68-5.5
9. Adrian Piperi, Conroe The Woodlands, 2017 68-3.75
10. Matthew Rueff, Katy Seven Lakes, 2022 68-1.75

### 5A

1. Lucas Mireles, CC Calallen, 2002 66-11.5
2. Lance Wilson, Pflugerville, 1987 65-10.75
3. Adam Guthrie, Austin Northeast, 1996 64-10.5
4. Brandon Schirck, Friendswood, 2024 64-1.50
5. Diego Trevino, PSJA Southwest, 2019 63-9.75
- Alex Garza, Rio Grande City, 2012 63-9.75
7. Duane Duncum, Austin Westlake, 1986 63-8.5
8. Spencer Nigh, Magnolia, 2016 62-7.5
9. Hayden Reed, LC-Mauriceville, 2012 62-5.25
10. Two athletes tied 62-3

### 4A

1. Hayden Baillio, Whitesboro, 2009 68-7.25
2. Carlos Scott, Waller, 1978 67-0.25
3. Hayden Baillio, Whitesboro, 2008 66-1.25
4. Brian Robison, Splendora, 2002 64-3.75
5. Joseph Bryant, Jasper, 2003 62-9.5
6. Richard Inman, Belton, 1960 62-8.5
7. Bradley Kring, Lubbock Cooper, 2003 62-6.5
8. Michael Ray Funderburg, Breckenridge, 1980 62-1.25
9. Winston Kibbles, Buna, 1997 62-0
10. George Woodard, Van Vleck, 1975 61-8.5

### 3A

1. Matt McKinney, Refugio, 2001 65-0.75
2. Matt McKinney, Refugio, 2000 63-9
3. Howard Van Loon, Rotan, 1964 63-6
4. John Hanson, SAG.H. Northern Oaks, 2022 62-9.75
5. Nathan Jones, Brock, 2022 62-7.25
6. Clifton Thomas, El Maton Tidehaven, 1968 62-6.25
7. Clint Gillispie, Arp, 2000 62-1
8. Shawn Woods, El Maton Tidehaven, 1983 60-9.5
9. Weston Richburg, Bushland, 2009 60-1
10. Trey Jordan, Troy, 2005 60-0.75

### 2A

1. Marvin Lewis, Burton, 1982 65-0
2. Taylor Whitley, Sudan, 1998 62-7.25
3. Praiyer Jones, Marlin, 2023 61-10
4. Van Hughes, Axtell, 1979 61-5
5. Marvin Lewis, Burton, 1981 61-0
6. Taylor Whitley, Sudan, 1996 60-6.75
7. James Williams, Clarendon, 2003 59-9.5
8. Austin Cook, Overton, 2013 59-8
9. Taylor Whitley, Sudan, 1997 59-0.25



# BOYS TRACK AND FIELD

## RECORDBOOK

10. Ronnie Urbantke, Riesel, 1965 58-11

### 1A

1. Joseph Bond, Cherokee, 2023 57-7.75
2. Kylor Gilbreath, Guthrie, 2014 57-4.75
3. Kaven Lumsden, Munday, 2019 57-1.5
4. Lance Burleson, Rocksprings, 2015 56-4.00
5. Hershel Burleson, Rocksprings, 2014 56-2.5
6. Hershel Burleson, Rocksprings, 2013 54-4.5
7. Theodore Chavez, Lazbuddie, 2022 54-3.25
8. Alex Sarmiento, Jonesboro, 2018 52-5.5
9. McClendon Hill, Guthrie, 2016 52-5.25
10. Hayden Farquhar, Throckmorton, 2014 52-0.5



Jamion Lawson - Texarkana Liberty-Eylau

### TRIPLE JUMP

#### 6A

1. Damilare Olukosi, FB Travis, 2022 51-8.75
2. Stephen Brown, Houston Nimitz, 2001 51-6.25
3. Devonte Davis, GP North Shore, 2011 &51-3.75
4. Lejuan Simon, Klein Forest, 2000 51-1
5. Felix Obi, El Paso Franklin, 2012 &50-11.25
6. E.J. Hill, Klein Oak, 1995 50-10.25
7. Tyron Stewart, Cedar Hill, 2007 50-9.5
8. Terrence Wheatley, Plano East, 2003 &50-7.75
9. Travian Blaylock, Humble Atascocita, 2018 50-7.25
10. Three athletes tied 50-7

#### 5A

1. Jaimoy Bryant, Jasper, 2002 51-11.75
2. Chessley Johnson, Frisco, 2003 51-1
3. Jermond McCoy, Whitehouse, 2023 50-7.75
- Brandon Craven, Kilgore, 1993 50-7.75

5. Jalen Walthall, Manvel, 2021 50-4
6. Jalen Seals, Fort Worth Boswell, 2017 50-2.25
7. Devin Field, Lancaster, 2011 &50-1.75
8. Drexell Owusu, Big Spring, 1995 49-8.25
9. Quentin Brown, Ennis, 1999 49-7.5
10. Two athletes tied &49-6.75

### 4A

1. Jarion Lawson, Texark. Liberty-Eylau, 2012 51-10.25
2. Oliver Miles, El Campo, 2023 &50-10
3. Kendall Wright, Pittsburg, 2008 &50-8.75
4. Dedrick Kidd, Atlanta, 1991 50-7.75
5. Abdul Rasheed, Hallettsville, 1998 50-7.5
6. Charles Brown, WF Hirschi, 2015 &49-11.75
7. Mike Wallace, Atlanta, 1993 49-11
8. Mark Jackson, Taylor, 2009 49-10.75
9. Denzel Green, Texark. Liberty-Eylau, 2016 49-9
10. Mark Jackson, Taylor, 2010 49-8.75

### 3A

1. Chris Carter, Hearne, 2007 50-10.5
2. Andrew Poole, Alto, 1999 50-9.25
3. Sherman Abbott, Van Vleck, 2000 50-4.75
4. Keyuo Craver, Harleton, 1998 50-4.5
5. Chris Preddie, LR-Academy, 2022 50-2.75
6. Anthony Flemons, Childress, 2006 &49-10.5
7. Bobby Evers, Bangs, 2004 &49-9.75
8. Toya Jones, Refugio, 1993 49-8.25
9. Derrick Reescano, Hardin, 2005 49-7.25
10. Two athletes tied 49-6.75

### 2A

1. Jason Powell, Rotan, 2000 49-7.25
2. Jason Powell, Rotan, 1999 49-7
3. Michael Herzog, Thorndale, 2021 48-11.75
4. Mantrez Landrum, Chilton, 2010 48-10.5
5. Devaughn Retting, Price Carlisle, 2000 48-6
6. Mantrez Landrum, Chilton, 2009 &48-3.75
7. Devinar Roberson, Coleman, 2022 47-10.25
8. Josh Richter, Ackerly Sands, 1997 47-8.25
9. Ryan Davenport, Meridian, 2004 &47-6.75
10. Venard Love, Kennard, 1996 47-6.5

### 1A

1. Khari Woodson, Slidell, 2024 45-9
2. Asher Rogers, Water Valley, 2016 45-3.75
3. Christian Coker, Henrietta Midway, 2022 45-1
4. Jacobe Essary, Milford, 2014 44-11.75
5. Michael Rodriguez, Rankin, 2016 44-11
6. Jacoby Thomas, Knox City, 2015 44-9.25
7. Asher Rogers, Water Valley, 2015 44-8.75
8. Gordon Hampton, Spur, 2013 44-8.5
9. Key'Undre Davis, Oakwood, 2018 44-8.25
10. Key'Undre Davis, Oakwood, 2019 44-6.25

### WHEELCHAIR 100-METER DASH

1. Tyler Buysse, Gunter, 2017 15.41
2. Tyler Buysse, Gunter, 2016 16.05
3. Jacob Allen, Humble Kingwood Park, 2018 16.10
4. Carrington Marendes, Woodville, 2017 16.22
5. Vance Ott, Coahoma, 2022 &16.23
6. Vance Ott, Coahoma, 2021 &16.40
7. Jacob Allen, Humble Kingwood Park, 2017 16.57
8. Carlo Uglow, Buda Hays, 2022 &16.67
9. Sammy Haynes, Manvel, 2023 16.79
- Carrington Marendes, Woodville, 2018 16.79

### WHEELCHAIR 400-METER DASH

1. Tyler Buysse, Gunter, 2017 53.77
2. Carrington Marendes, Woodville, 2017 55.80
3. Carrington Marendes, Woodville, 2019 56.29
4. Jacob Allen, Humble Kingwood Park, 2019 56.49
5. Tyler Buysse, Gunter, 2016 57.60
6. Vance Ott, Coahoma, 2022 58.24
7. Carrington Marendes, Woodville, 2018 59.44
8. Vance Ott, Coahoma, 2021 1:00.06
9. Jacob Allen, Humble Kingwood Park, 2018 1:00.09
10. Joe Solis, Weslaco, 2017 1:00.92

### SEATED SHOT PUT

1. Ke'Sean Paire, Woodville, 2022 28-2.00
2. Zachary Steger, Richardson, 2017 27-11.00
3. Carrington Marendes, Woodville, 2019 25-11.50
4. Cason Weatherton, Henderson, 2024 25-9.00
5. Jaxson Hubble, Jacksboro, 2024 25-8.50
6. Carson Weatherton, Henderson, 2023 25-4.50
- Carrington Marendes, Woodville, 2019 25-4.50
8. Kesean Paire, Woodville, 2019 25-2.75
9. Carrington Marendes, Woodville, 2019 24-9.25
10. Two athletes tied 24-6.75

# BOYS TRACK AND FIELD

## YEAR-BY-YEAR RESULTS



### 2024 (May 2-4) Mike Myers Stadium (UT), Austin

<b>6A</b>		
1	Humble Atascocita	70
2	Duncanville	61
3	Katy Tompkins	60

<b>5A</b>		
1	Fort Bend Marshall	58
2	Red Oak	56
3	Mansfield Timberview	40

<b>4A</b>		
1	Alvin Iowa Colony	66
	Gilmer	66
3	Aubrey	52

<b>3A</b>		
1	Hallettsville	36
	Yoakum	36
3	Holliday	35

<b>2A</b>		
1	Refugio	84
2	Crawford	30
3	Stockdale	26

<b>1A</b>		
1	Gordon	83
2	Rankin	42
3	Jayton	34

### 2023 (May 2-4) Mike Myers Stadium (UT), Austin

<b>6A</b>		
1	Klein Forest	58
2	Duncanville	44
3	Allen	38

<b>5A</b>		
1	Fort Bend Marshall	38
2	Frisco Lone Star	32
3	Red Oak	31

<b>4A</b>		
1	Gilmer	58
2	Aubrey	55
3	Fort Stockton Taylor	34 34

<b>3A</b>		
1	New London West Rusk	44
2	Vernon	34
3	Crane	30

<b>2A</b>		
1	Refugio	68
2	Mason	42
3	Timpson	36

<b>1A</b>		
1	Paducah	60
2	Van Horn	48
3	Gordon	29

### 2022 (May 12-14) Mike Myers Stadium (UT), Austin

<b>6A</b>		
1	Humble Summer Creek	70
2	Duncanville	60
3	Klein Forest	46

<b>5A</b>		
1	Fort Bend Marshall	64
2	Lancaster	42
3	Manor	40

<b>4A</b>		
1	Wimberley	56
2	Argyle	31
3	Decatur	26

<b>3A</b>		
1	Brock	55
2	Breckenridge	33
3	New London West Rusk	30

<b>2A</b>		
1	Refugio	77
2	Hamilton	47
3	Marlin	42
	Timpson	42

<b>1A</b>		
1	Turkey Valley	51
2	Cross Plains	50
3	Paducah	48

### 2021 (May 6-8) Mike Myers Stadium (UT), Austin

<b>6A</b>		
1	Humble Summer Creek	54
2	Cedar Hill	40
3	Woodlands College Park	38

<b>5A</b>		
1	Frisco Liberty	54
2	Manvel	45.5
3	Fort Bend Marshall	42

<b>4A</b>		
1	Waco La Vega	82
2	La Grange	40
3	Kilgore	29

<b>3A</b>		
1	Brock	45
2	Onalaska	30
3	Riesel	22

<b>2A</b>		
1	Shiner	44
2	Refugio	38
3	Mart	34



Yoakum - 2018 Conference 3A Boys Track & Field Team Champions





# BOYS TRACK AND FIELD

## YEAR-BY-YEAR RESULTS

<b>1A</b>		
1	Paducah	56
2	Rankin	40
3	Sterling City	38

### 2019 (May 10-11) Mike Myers Stadium (UT), Austin

<b>6A</b>		
1	Klein Forest	42
2	Houston Strake Jesuit	40
3	Mansfield Summit	37

<b>5A</b>		
1	Fort Bend Marshall	86
2	Lancaster	56
3	Manvel	43

<b>4A</b>		
1	Waco La Vega	70
2	Stafford	42
3	Taylor	36

<b>3A</b>		
1	Dallas Life Oak Cliff	46
2	Crockett	40
3	Goliad	28
	Winnie East Chambers	28

<b>2A</b>		
1	Milano	62
2	Holland	42
3	Shiner	40

<b>1A</b>		
1	Paducah	60
2	Garden City	38
3	Happy	29

### 2018 (May 11-12) Mike Myers Stadium (UT), Austin

<b>6A</b>		
1	Conroe The Woodlands	68
2	Converse Judson	49
3	Katy Seven Lakes	38
	Klein Collins	38

<b>5A</b>		
1	Fort Bend Marshall	68
2	Mansfield Legacy	56
3	Lancaster	47

<b>4A</b>		
1	Dallas Carter	58
2	Stafford	52
3	Carthage	28

<b>3A</b>		
1	Yoakum	60

2	McGregor	42
3	Whitesboro	33

<b>2A</b>		
1	Milano	74
2	Valley View	56
3	San Augustine	36

<b>1A</b>		
1	Turkey Valley	72
2	Medina	34
3	Blum	32
	Happy	32
	Oakwood	32

### 2017 (May 11-13) Mike Myers Stadium (UT), Austin

<b>6A</b>		
1	Conroe The Woodlands	60
2	Richmond George Ranch	54
3	Converse Judson	39

<b>5A</b>		
1	Manvel	85
2	Port Arthur Memorial	63
3	Lancaster	34

<b>4A</b>		
1	Atlanta	43
2	Dallas Carter	40
3	Big Spring	36
	Silsbee	36

<b>3A</b>		
1	Crockett	41
2	Dallas Oak Cliff Life	35
3	Wall	34

<b>2A</b>		
1	New Deal	52
2	Crawford	48
3	Albany	44

<b>1A</b>		
1	Turkey Valley	76
2	Blum	52
3	Cross Plains	44.5

### 2016 (May 12-14) Mike Myers Stadium (UT), Austin

<b>6A</b>		
1	DeSoto	54
2	Manvel	50
3	Mansfield	36

<b>5A</b>		
1	Fort Bend Marshall	52
2	Lancaster	36

	Waxahachie	36
--	------------	----

<b>4A</b>		
1	Stafford	50
2	Atlanta	36
3	Dallas Hutchins	32

<b>3A</b>		
1	Rockdale	54
2	Sunnyvale	40
3	Cisco	36

<b>2A</b>		
1	New Deal	78
2	Falls City	34
3	Albany	32
	Bremont	32
	Canadian	32
	Dallas Gateway	32

<b>1A</b>		
1	Water Valley	90
2	Garden City	44
3	Wink	40

### 2015 (May 14-16) Mike Myers Stadium (UT), Austin

<b>6A</b>		
1	Manvel	55
2	Port Arthur Memorial	44
3	Comal Canyon	40

<b>5A</b>		
1	Fort Bend Marshall	90
2	Lancaster	54
3	Richmond George Ranch	36

<b>4A</b>		
1	Gilmer	50
2	Stafford	46
3	Fairfield	30

<b>3A</b>		
1	Coleman	48
2	Bruceville-Eddy	44
3	Rockdale	36

<b>2A</b>		
1	New Deal	58
2	Timpson	40
3	Mason	39

<b>1A</b>		
1	Water Valley	61
2	Munday	45
3	Wink	36

# BOYS TRACK AND FIELD

YEAR-BY-YEAR RESULTS



## 2014 (May 9-10) Mike Myers Stadium (UT), Austin

<b>5A</b>		
1	Humble Kingwood	39
2	Klein Oak	38
3	DeSoto	34

<b>4A</b>		
1	Texarkana Texas	50
2	Fort Bend Marshall	48
3	Humble Summer Creek	39

<b>3A</b>		
1	Kennedale	50
2	Decatur	32
	Gilmer	32

<b>2A</b>		
1	Rosebud-Lott	61
2	Daingerfield	38
	Tatum	38

<b>1A-D1</b>		
1	Alto	66
2	Falls City	64
3	Stamford	42

<b>1A-D2</b>		
1	Bronte	58
2	Water Valley	40
3	Garden City	36

## 2013 (May 10-11) Mike Myers Stadium (UT), Austin

<b>5A</b>		
1	Converse Judson	54

2	Klein Oak	35
3	Fort Bend Bush	34

<b>4A</b>		
1	Humble Summer Creek	53
2	Fort Bend Marshall	40
3	Beaumont Ozen	36

<b>3A</b>		
1	Celina	54
2	West Orange-Stark	36
3	Kennedale	32

<b>2A</b>		
1	East Bernard	57
2	Rosebud-Lott	44
3	Karnes City	38
	Newton	38

<b>1A-D1</b>		
1	Munday	85
2	San Augustine	40
3	Stamford	38

<b>1A-D2</b>		
1	Lenorah Grady	62
2	Throckmorton	48
3	Rocksprings	41

## 2012 (May 11-12) Mike Myers Stadium (UT), Austin

<b>5A</b>		
1	DeSoto	58
2	Galena Park North Shore	44
3	Mansfield Timberview	34

<b>4A</b>		
1	Lancaster	63
2	Fort Worth Southwest	46
3	El Paso Burges	35

<b>3A</b>		
1	Celina	80
2	Stafford	58
3	Texarkana Liberty-Eylau	46

<b>2A</b>		
1	Edna	48
2	East Bernard	36
3	Crockett	32

<b>1A</b>		
1	Munday	94
2	Stamford	37
3	Shiner	36

## 2011 (May 13-14) Mike Myers Stadium (UT), Austin

<b>5A</b>		
1	Galena Park North Shore	73
2	Copperas Cove	51
3	Klein Forest	24

<b>4A</b>		
1	Lancaster	54
2	Denton Ryan	42
3	Wylie	32

<b>3A</b>		
1	West Orange-Stark	64
2	Celina	58
3	Texarkana Liberty-Eylau	41

<b>2A</b>		
1	Corrigan-Camden	46
2	Tatum	44
3	Cameron Yoe	42

<b>1A</b>		
1	Munday	60
2	Collinsville	56
3	Yorktown	30

## 2010 (May 14-15) Mike Myers Stadium (UT), Austin

<b>5A</b>		
1	Galena Park North Shore	88
2	DeSoto	64
3	Fort Bend Willowridge	28

<b>4A</b>		
1	Lancaster	72
2	Angleton	38
3	Denton Ryan	29



Lancaster - 2010 Conference 4A Boys Track & Field Team Champions





# BOYS TRACK AND FIELD

## YEAR-BY-YEAR RESULTS

<b>3A</b>		
1	West Orange-Stark	66
2	Texarkana Liberty-Eylau	61.33
3	Taylor	29

<b>2A</b>		
1	Daingerfield	72
2	New Waverly	61
3	East Bernard	31

<b>1A</b>		
1	Lindsay	50
2	Alto	38
3	Chilton	32
	Stamford	32

**2009 (May 5-6)  
Mike Myers Stadium (UT), Austin**

<b>5A</b>		
1	Garland Rowlett	66
2	Killeen Ellison	56
3	Galena Park North Shore	28

<b>4A</b>		
1	Lancaster	52
2	Waxahachie	37
3	Fort Worth Eastern Hills	36
	Texarkana Texas	36

<b>3A</b>		
1	West Orange-Stark	58
2	Argyle	44
	Waco La Vega	44

<b>2A</b>		
1	Corrigan-Camden	60
2	Pottsboro	42
3	Van Vleck	36

<b>1A</b>		
1	Canadian	35
2	Meridian	32.5
3	Tolar	29

**2008 (May 9-10)  
Mike Myers Stadium (UT), Austin**

<b>5A</b>		
1	Garland Rowlett	70
2	Lewisville	66
3	Conroe The Woodlands	31

<b>4A</b>		
1	Lancaster	44
2	Angleton	38
3	Beaumont Central	34

<b>3A</b>		
1	Cuero	62
2	Atlanta	52.5

3	Dallas Madison	42
---	----------------	----

<b>2A</b>		
1	Arp	52
2	Hempstead	42
3	Crane	38
	Floydada	38

<b>1A</b>		
1	Rule	42
2	Hull-Daisetta	32
3	Chilton	28

**2007 (May 11-12)  
Mike Myers Stadium (UT), Austin**

<b>5A</b>		
1	Fort Bend Hightower	51
2	Cedar Hill	40
	Klein Forest	40

<b>4A</b>		
1	Copperas Cove	68
2	Texas City	31
3	Houston Worthing	28
	Lancaster	28

<b>3A</b>		
1	Dallas Madison	64
2	Cuero	43
3	Fort Stockton	36

<b>2A</b>		
1	Tatum	64
2	Hempstead	47
3	Hearne	37

<b>1A</b>		
1	Rule	41
2	Hull-Daisetta	36
3	Sterling City	32

**2006 (May 12-13)  
Mike Myers Stadium (UT), Austin**

<b>5A</b>		
1	Houston Eisenhower	59
2	Garland	36
3	Alief Elsik	34

<b>4A</b>		
1	Texas City	56
2	Houston Worthing	46
3	Dallas Kimball	42

<b>3A</b>		
1	Cuero	67
2	Hempstead	51
3	Tatum	36

<b>2A</b>		
1	Crane	56
2	Kerens	51
3	Arp	46
	Aubrey	46

<b>1A</b>		
1	Rotan	42
2	Memphis	35.5
3	Sunray	28

**2005 (May 13-14)  
Mike Myers Stadium (UT), Austin**

<b>5A</b>		
1	Katy Cinco Ranch	57
2	Houston Eisenhower	44
3	Dallas Carter	34

<b>4A</b>		
1	Crowley	40
2	Houston Worthing	36
	Lancaster	36

<b>3A</b>		
1	Cuero	50
2	Sweetwater	48
3	Waco La Vega	37

<b>2A</b>		
1	Lexington	46
2	Hitchcock	42
3	Aubrey	36

<b>1A</b>		
1	Lindsay	73
2	Burton	64
3	Seagraves	47

**2004 (May 14-15)  
Mike Myers Stadium (UT), Austin**

<b>5A</b>		
1	Katy Cinco Ranch	63
2	DeSoto	36
3	Cedar Hill	32

<b>4A</b>		
1	Lancaster	79
2	Beaumont Ozen	36
3	Mesquite Poteet	35

<b>3A</b>		
1	Atlanta	56
2	Wharton	48
3	Texarkana Liberty-Eylau	42

<b>2A</b>		
1	Alto	50
2	Whitewright	44



3 Junction 35

**1A**

1 Mertzon Irion County 56  
2 Lindsay 49  
3 Chilton 46

**2003 (May 9-10)  
Mike Myers Stadium (UT), Austin**

**5A**  
1 Arlington Bowie 48  
2 Port Arthur Memorial 36  
3 Alief Elsik 32

**4A**  
1 Lancaster 72  
2 West Orange-Stark 42  
3 Austin Northeast 40

**3A**  
1 Atlanta 69  
2 Jasper 66  
3 Texarkana Liberty-Eylau 36

**2A**  
1 Corrigan-Camden 63  
2 Lexington 43  
3 Crawford 38

**1A**  
1 Mertzon Irion County 54  
2 Burton 42  
Lindsay 42

**2002 (May 10-11)  
Mike Myers Stadium (UT), Austin**

**5A**  
1 Dallas Carter 41  
2 Duncanville 30  
Katy Taylor 30

**4A**  
1 Fort Worth Wyatt 36  
2 Jasper 32  
3 Austin Reagan 28

**3A**  
1 Atlanta 53  
2 Gainesville 48  
3 Fomey 40

**2A**  
1 Junction 40  
2 Alto 36  
3 Sonora 28.33

**1A**  
1 Mertzon Irion County 64  
2 Baird 36

3 Ranger 33

**2001 (May 11-12)  
Mike Myers Stadium (UT), Austin**

**5A**  
1 Abilene 48  
2 Beaumont Central 34  
North Garland 34

**4A**  
1 Houston Forest Brook 66  
2 Austin Reagan 30  
3 Marble Falls 28

**3A**  
1 Abilene Wylie 41  
2 Fomey 40  
Sweeny 40

**2A**  
1 Refugio 77  
2 Junction 36  
3 Mart 28

**1A**  
1 Iraan 48  
Trent 48  
3 Karnack 47

**2000 (May 12-13)  
Mike Myers Stadium (UT), Austin**

**5A**  
1 Duncanville 38  
2 Fort Bend Austin 32  
3 Copperas Cove 26

**4A**  
1 Houston Forest Brook 48  
2 Lockhart 35  
3 Austin Northeast 32

**3A**  
1 Heame 34  
2 Fomey 24  
3 Crane 23

**2A**  
1 Refugio 80  
2 Elysian Fields 56  
3 Woodsboro 34

**1A**  
1 Karnack 47.5  
2 Rotan 34  
3 Trent 30

**1999 (May 14-15)  
Darrell K. Royal Stadium (UT), Austin**

**5A**  
1 Conroe The Woodlands 54



Sweeny - 1992 Conference 3A Boys Track & Field Team Champions



# BOYS TRACK AND FIELD

## YEAR-BY-YEAR RESULTS

2	Arlington Lamar	38
3	Fort Bend Austin	36

**4A**

1	Houston Forest Brook	40
2	Fort Worth Dunbar	34
3	Pflugerville Connally	31

**3A**

1	Hooks	34
2	Giddings	32
3	Daingerfield Vernon	26

**2A**

1	Holliday	48
2	Woodsboro	43
3	Van Vleck	34

**1A**

1	Louise	28
2	Celeste	24
3	Rotan Santo	22

**1998 (May 15-16)  
Darrell K. Royal Stadium (UT), Austin**

**5A**

1	Fort Worth Wyatt	62
2	South Grand Prairie	36
3	Beaumont Central	24

**4A**

1	Ennis Houston Forest Brook	30
3	Lockhart	29

**3A**

1	Giddings Vernon	52
3	Daingerfield	28

**2A**

1	Holliday	46
2	Woodsboro	41
3	Elysian Fields	40

**1A**

1	Barksdale Nueces Canyon	38
2	Louise	36
3	Frost	28

**1997 (May 9-10)  
Darrell K. Royal Stadium (UT), Austin**

**5A**

1	Langham Creek	30
2	Houston Sterling Marshall	28

	Midland Legacy	28
--	----------------	----

**4A**

1	Jasper	64
2	Bay City	32
3	Greenville	28

**3A**

1	Atlanta	67
2	Giddings Littlefield	32

**2A**

1	Stamford	49
2	Elysian Fields	39
3	Alto Hawley Somerville	24

**1A**

1	Paducah	40
2	Karnack	34
3	Evadale	29

**1996 (May 10-11)  
Texas Memorial Stadium (UT), Austin**

**5A**

1	Dallas Kimball	50
2	Klein Forest	36
3	Houston Sterling	32

**4A**

1	Sheldon King	47
2	Dallas Roosevelt	36
3	Lancaster	32

**3A**

1	Tatum	60
2	Atlanta	51
3	Santa Rosa	28

**2A**

1	Alto	50
2	Schulenburg	31
3	Celina Sundown	26

**1A**

1	Paducah	52
2	Evadale	25
3	Apple Springs Bartlett	24

**1995 (May 12-13)  
Texas Memorial Stadium (UT), Austin**

**5A**

1	Pflugerville	42
2	Fort Bend Willowridge	40

3	Humble Kingwood	28
	Longview	28
	Tyler	28

**4A**

1	Everman	38
2	Dallas Lincoln	36
3	Brenham	35

**3A**

1	Daingerfield	58
2	Rockdale	50
3	Commerce Cuero Gonzales Smithville Waco Connally	20

**2A**

1	Refugio	78
2	El Maton Tidehaven	32
3	Alto	30

**1A**

1	Roscoe	60
2	Crawford Robert Lee	40

**1994 (May 13-14)  
Texas Memorial Stadium (UT), Austin**

**5A**

1	Beaumont West Brook	40
2	Richardson	28
3	Temple	27

**4A**

1	La Marque	38
2	Mineral Wells	30
3	Tyler Chapel Hill	28

**3A**

1	Tatum	40
2	Luling	33
3	Cuero	30

**2A**

1	Refugio	79
2	Alto	56
3	Wallis Brazos	28

**1A**

1	Sudan	42
2	Chilton Colmesneil	36



# BOYS TRACK AND FIELD

## YEAR-BY-YEAR RESULTS



Haskell - 1988 Conference 2A Boys Track & Field Team Champions

### 1993 (May 14-15)

#### Texas Memorial Stadium (UT), Austin

##### 5A

1	Odessa Permian	52
2	Converse Judson	43
3	Beaumont West Brook	30

##### 4A

1	San Angelo Lake View	28
2	Belton	27
3	Mineral Wells	25

##### 3A

1	Waco Connally	40
2	Sweeny	38.5
3	Atlanta	24

##### 2A

1	Refugio	78
2	Celina	44
3	San Augustine	32

##### 1A

1	Chilton	78
2	Utopia	35
3	Roscoe	32
	Sudan	32

### 1992 (May 15-16)

#### Texas Memorial Stadium (UT), Austin

##### 5A

1	Odessa	52
2	Longview	48
3	Tyler	32

##### 4A

1	Austin Northeast	78
2	Dallas Hutchins	47
3	La Marque	38
	Dallas South Oak Cliff	38

##### 3A

1	Sweeny	53
2	Atlanta	38
3	Marlin	36

##### 2A

1	Woodsboro	61
2	Celina	43
3	Van Alstyne	34

##### 1A

1	Calvert	58
2	Memphis	50
3	Plains	30
	Rotan	30

### 1991 (May 10-11)

#### Texas Memorial Stadium (UT), Austin

##### 5A

1	Killeen	54
2	Fort Bend Willowridge	50
3	Houston Sterling	28

##### 4A

1	Jasper	60
2	Dallas South Oak Cliff	56
3	Austin Northeast	54

##### 3A

1	Marlin	61
2	Abilene Wylie	48
3	Cuero	42

##### 2A

1	Celina	42
2	Shelby	40
3	Goldthwaite	38

##### 1A

1	Munday	93
2	Calvert	82
3	Memphis	38

### 1990 (May 11-12)

#### Texas Memorial Stadium (UT), Austin

##### 5A

1	Fort Bend Willowridge	37
2	Greenville	32
	League City Clear Creek	32

##### 4A

1	Bay City	43
2	Pflugerville	30
	Waxahachie	30

##### 3A

1	Crystal City	32
2	Caldwell	30
	Marlin	30

##### 2A

1	Refugio	48
2	Grapeland	34
	McGregor	34

##### 1A

1	Munday	56
2	Rotan	46
3	Turkey Valley	29

### 1989 (May 12-13)

#### Texas Memorial Stadium (UT), Austin

##### 5A

1	Dallas South Oak Cliff	42
2	Galveston Ball	32
3	Longview	29

##### 4A

1	Dallas Hillcrest	32
2	Mount Pleasant	30
3	Denison	28

##### 3A

1	Atlanta	52
2	Marlin	28
3	Commerce	26



# BOYS TRACK AND FIELD

## YEAR-BY-YEAR RESULTS

<b>2A</b>		
1	Corrigan-Camden	61
2	Refugio	38
3	Spearman	28

<b>1A</b>		
1	Rotan	50
2	Wortham	35
3	Munday	34

**1988 (May 13-14)  
Texas Memorial Stadium (UT), Austin**

<b>5A</b>		
1	Dallas South Oak Cliff	36
2	Galveston Ball	30
3	Austin Northeast Fort Bend Clements	26

<b>4A</b>		
1	Silsbee	40
2	Jasper	22
3	Crosby	20
	Friendswood	20
	Lubbock Estacado	20
	Mount Pleasant	20
	Paris	20
	Tyler Chapel Hill	20

<b>3A</b>		
1	Cuero	41
2	Navasota	40
3	Daingerfield Van Vleck	32

<b>2A</b>		
1	Haskell	52
2	Mart	46
3	Buffalo	33

<b>1A</b>		
1	Munday	64
2	Karnack	52
3	Riesel	38

**1987 (May 15-16)  
Texas Memorial Stadium (UT), Austin**

<b>5A</b>		
1	Galveston Ball	42
2	Conroe McCullough Dallas South Oak Cliff	38

<b>4A</b>		
1	Dallas Lincoln	55
2	Port Arthur Lincoln	42
3	Jasper	37

<b>3A</b>		
1	Giddings	40
2	Navasota	38
3	Yoakum	36

<b>2A</b>		
1	Refugio	56
2	Haskell	48
3	Alto	40

<b>1A</b>		
1	Karnack	52
2	Paducah Wheeler	32

**1986 (May 16-17)  
Texas Memorial Stadium (UT), Austin**

<b>5A</b>		
1	Galveston Ball	62
2	Dallas Spruce	30
3	Dallas Carter Fort Worth Wyatt	28

<b>4A</b>		
1	Lubbock Estacado	40
2	Port Arthur Lincoln	38
3	Dallas Lincoln	31

<b>3A</b>		
1	Columbus	52
2	Navasota	48
3	Van Vleck	41

<b>2A</b>		
1	Alto	40
2	Corrigan-Camden	37
3	Tatum	36

<b>1A</b>		
1	Gruver	42
2	Calvert	40
3	Munday	30

**1985 (May 10-11)  
Texas Memorial Stadium (UT), Austin**

<b>5A</b>		
1	Dallas Roosevelt	51
2	Houston Forest Brook	32
3	Dallas Carter	29

<b>4A</b>		
1	Jasper	66
2	Corsicana	46
3	Port Arthur Lincoln	40

<b>3A</b>		
1	Gladewater	49
2	Navasota	48
3	Rockdale	32

<b>2A</b>		
1	Three Rivers	42
2	Alto	40
3	Hawkins Woodsboro	32

<b>1A</b>		
1	Munday	62



Snook - 1981 Conference 1A Boys Track & Field Team Champions



2	Gruver	38
3	Robert Lee	30

## 1984 (May 11-12)

### Texas Memorial Stadium (UT), Austin

<b>5A</b>		
1	Dallas Roosevelt	52
2	Houston Forest Brook	30
	Odessa Permian	30

<b>4A</b>		
1	Bay City	42
2	Everman	32
	Port Arthur Lincoln	32

<b>3A</b>		
1	Daingerfield	41
2	Cuero	32
3	Navasota	30

<b>2A</b>		
1	Panhandle	48
2	Kerens	34
3	Grapeland	29

<b>1A</b>		
1	Bremond	58
2	Bruceville-Eddy	32
3	Claude	26

## 1983 (May 13-14)

### Texas Memorial Stadium (UT), Austin

<b>5A</b>		
1	Dallas Roosevelt	50
2	Texarkana Texas	48
3	Tyler	27

<b>4A</b>		
1	Lubbock Estacado	54
2	Dallas Madison	48
3	Dallas Lincoln	45

<b>3A</b>		
1	Refugio	62
2	Giddings	48
3	Cuero	46

<b>2A</b>		
1	Woodsboro	52
2	Hawkins	46
3	Panhandle	42

<b>1A</b>		
1	Bremond	60
2	Lindsay	29
3	Bruceville-Eddy	26

## 1982 (May 14-15)

### Texas Memorial Stadium (UT), Austin

<b>5A</b>		
1	Dallas South Oak Cliff	50
2	West Orange-Stark	42
3	Fort Worth Dunbar	36

<b>4A</b>		
1	Lubbock Estacado	52
2	Dallas Lincoln	39
3	Belton	34
	Odessa Ector	34

<b>3A</b>		
1	Refugio	44
2	Linden-Kildare	36
3	Gilmer	30

<b>2A</b>		
1	Woodsboro	46
2	Rotan	42
3	Lubbock Cooper	41

<b>1A</b>		
1	Snook	72
2	Dawson	51
3	Bremond	34

## 1981 (May 15-16)

### Texas Memorial Stadium (UT), Austin

<b>5A</b>		
1	Pasadena Dobie	29
2	Texas City	24
3	Galveston Ball	21
	Killeen Ellison	21

<b>4A</b>		
1	Andrews	30
	Brenham	30
3	Kerrville Tivy	28

<b>3A</b>		
1	Refugio	40
2	Bellville	32
	Pittsburg	32

<b>2A</b>		
1	Kerens	63
2	Celina	50
3	Corrigan-Camden	28

<b>1A</b>		
1	Snook	58
2	Bremond	38
3	Miles	32

## 1980 (May 9-10)

### Texas Memorial Stadium (UT), Austin

<b>4A</b>		
1	Killeen	69
2	Tyler	34
3	San Antonio Houston	28

<b>3A</b>		
1	Terrell	46
2	Brenham	32
3	Columbia West Columbia	30

<b>2A</b>		
1	Needville	64
2	Giddings	44
3	Brady	30
	Slaton	30

<b>1A</b>		
1	Ganado	42
2	Falls City	38
3	Kerens	24

<b>B</b>		
1	Snook	80
2	Amherst	30
3	Miles	26

## 1979 (May 11-12)

### Texas Memorial Stadium (UT), Austin

<b>4A</b>		
1	Killeen	52
2	Houston Waltrip	28
3	Midland Legacy	24
	San Antonio Houston	24

<b>3A</b>		
1	Bay City	56
2	Lubbock Estacado	30
	Mount Pleasant	30

<b>2A</b>		
1	Needville	54
2	Columbus	34
3	Breckenridge	22

<b>1A</b>		
1	Timpson	40
2	Hull-Daisetta	30
3	Hawkins	26

<b>B</b>		
1	Snook	58
2	Wortham	42
3	Rule	30





# BOYS TRACK AND FIELD

## YEAR-BY-YEAR RESULTS

### 1978 (May 12-13)

#### Texas Memorial Stadium (UT), Austin

<b>4A</b>		
1	Killeen	35
2	Fort Worth Eastern Hills	30
3	Houston Jones	22

#### 3A

1	Bonham	44
2	Columbia West Columbia	34
3	Gregory-Portland	32

#### 2A

1	Columbus	50
2	Luling	36
3	Elgin	20
	Keller	20
	Sealy	20

#### 1A

1	Mart	38
2	Hardin	30
3	Jourdanton	29

#### B

1	Wortham	62
2	Meridian	42
3	Italy	29

### 1977 (May 13-14)

#### Texas Memorial Stadium (UT), Austin

<b>4A</b>		
1	Galveston Ball	38
2	Garland	32
3	Houston Yates	24
	Temple	24

#### 3A

1	Brenham	40
2	Humble	37
3	Columbia West Columbia	32

#### 2A

1	Rockdale	46
2	Hooks	39
3	McGregor	30

#### 1A

1	Karnack	50
2	Stanton	32
3	Big Sandy	30

#### B

1	Meridian	48
2	Groom	30.5
3	Ben Bolt	30

### 1976 (May 14-15)

#### Texas Memorial Stadium (UT), Austin

<b>4A</b>		
1	Abilene	51
2	Houston Madison	38
3	Bryan	36

#### 3A

1	Lampasas	40
2	Columbia West Columbia	36
3	Lubbock Dunbar	32

#### 2A

1	Columbus	40
2	Freer	38
	White Oak	38

#### 1A

1	Memphis	46
2	Karnack	35
3	Lexington	20

#### B

1	Big Sandy	59
2	Meridian	51
3	Moody	36

### 1975 (May 9-10)

#### Texas Memorial Stadium (UT), Austin

<b>4A</b>		
1	Galveston Ball	36
2	Abilene	34
3	Dallas South Oak Cliff	26

#### 3A

1	Jasper	40
2	Lubbock Dunbar	32
3	Gilmer	30

#### 2A

1	Hearne	40
2	Buna	30
3	Floresville	24

#### 1A

1	Schulenburg	56
2	Timpson	46
3	Karnack	30

#### B

1	Moody	51
2	Wortham	50
3	Meridian	30

### 1974 (May 3-4)

#### Texas Memorial Stadium (UT), Austin

<b>4A</b>		
1	Fort Worth Dunbar	50

2	San Angelo Central	40
3	Galveston Ball	28

#### 3A

1	Kilgore	62
2	Odessa Ector	37
3	Tyler Chapel Hill	34

#### 2A

1	Hamlin	52
2	Caldwell	48
	Refugio	48

#### 1A

1	Timpson	52
2	Pflugerville	32
3	Rankin	29

#### B

1	Rule	54
2	Danbury	53
3	Wortham	47

### 1973 (May 4-5)

#### Texas Memorial Stadium (UT), Austin

<b>4A</b>		
1	Galveston Ball	56
2	Bryan	32
3	Dallas Roosevelt	31

#### 3A

1	Monahans	53
2	Mount Pleasant	42
3	Kilgore	36

#### 2A

1	Hamlin	60
2	Elgin	56
3	Bellville	34

#### 1A

1	Sonora	74
2	Somerville	32
3	Timpson	21

#### B

1	Rule	58
2	Big Sandy	38
3	Wortham	36

### 1972 (May 4-6)

#### Texas Memorial Stadium (UT), Austin

<b>4A</b>		
1	Fort Worth North Side	40
2	Houston Smiley	34
3	Galveston Ball	28

# BOYS TRACK AND FIELD

YEAR-BY-YEAR RESULTS



<b>3A</b>		
1	Mount Pleasant	46
2	Houston Elmore	44
3	Odessa Ector	34

<b>2A</b>		
1	Sealy	50
2	Mart	44
3	Refugio	36

<b>1A</b>		
1	White Oak	54
2	Forney	52
3	New Deal	27

<b>B</b>		
1	Wall	60
2	Loraine	50
3	Rule	34.5

**1971 - May 7-8)**  
**Texas Memorial Stadium (UT), Austin**

<b>4A</b>		
1	Port Arthur Lincoln	48
2	Dallas South Oak Cliff	36
3	Houston Jones	26
	Midland	26

<b>3A</b>		
1	Odessa Ector	56
2	Houston Elmore	44
3	McKinney	28

<b>2A</b>		
1	Sealy	46
2	Floydada	42
3	Ganado	26
	Mart	26

<b>1A</b>		
1	Crowell	54
2	Forney	42
3	Corrigan-Camden	34

<b>B</b>		
1	Rule	40
2	Riesel	37
3	Bartlett	28

**1970 (May 8-9)**  
**Texas Memorial Stadium (UT), Austin**

<b>4A</b>		
1	Dallas Lincoln	60
2	Austin Anderson	40
3	Odessa Permian	30

<b>3A</b>		
1	Lubbock Estacado	43
2	Gainesville	32
3	Dickinson	30

<b>2A</b>		
1	Caldwell	34
2	Crosby	27
3	Hamlin	24

<b>1A</b>		
1	Mart	43
2	Groesbeck	41
3	Lubbock Cooper	36

<b>B</b>		
1	Celina	70
2	Vernon Lockett	52
3	Alief	30

**1969 (May 2-3)**  
**Texas Memorial Stadium (UT), Austin**

<b>4A</b>		
1	San Antonio Wheatley	36
2	Dallas Lincoln	34
3	Houston Wheatley	30

<b>3A</b>		
1	Angleton	45
2	Lubbock Estacado	42
3	Houston Elmore	31

<b>2A</b>		
1	Fort Worth Kilpatrick	68
2	Lufkin Dunbar	51
3	Olton	26

<b>1A</b>		
1	Lubbock Cooper	38
2	White Oak	32
3	El Dorado	28
	Junction	28

<b>B</b>		
1	Celina	62
2	Rocksprings	34
3	Meadow	32

**1968 (May 3-4)**  
**Texas Memorial Stadium (UT), Austin**

<b>4A</b>		
1	Corpus Christi Moody	39
2	Austin Anderson	28
	Dallas Lincoln	28
	Spring Branch Memorial	28

<b>3A</b>		
1	Lubbock Dunbar	43

2	San Antonio Brackenridge	40
3	San Marcos	34

<b>2A</b>		
1	Fort Worth Kilpatrick	102
2	Brady	30
3	Round Rock	22

<b>1A</b>		
1	El Maton Tidehaven	74
2	Dawson	36
3	George West	22

<b>B</b>		
1	Vernon Lockett	62
2	Slocum	34
3	Friendswood	26

**1967 (May 5-6)**  
**Texas Memorial Stadium (UT), Austin**

<b>4A</b>		
1	Spring Branch Memorial	54
2	San Antonio Highlands	36
3	Fort Worth Paschal	32

<b>3A</b>		
1	Odessa Ector	54
2	San Antonio Brackenridge	44
3	Snyder	35

<b>2A</b>		
1	Palacios	58
2	Teague	44
3	Sweeny	38

<b>1A</b>		
1	El Maton Tidehaven	76
2	Bartlett	44
3	Ozona	22

<b>B</b>		
1	Vernon Lockett	56
2	Friendswood	25
3	Fort Hancock	23

**1966 (May 6-7)**  
**Texas Memorial Stadium (UT), Austin**

<b>4A</b>		
1	San Antonio Highlands	55
2	Odessa Permian	34
3	Spring Branch Memorial	30

<b>3A</b>		
1	Monahans	56
2	San Marcos	48
3	Channelview	30
	San Angelo Lake View	30



# BOYS TRACK AND FIELD

## YEAR-BY-YEAR RESULTS

<b>2A</b>		
1	Taylor	53
2	Palacios	50
3	La Grange	31

<b>1A</b>		
1	Goldthwaite	67
2	Coahoma	36
3	Pettus	30

<b>B</b>		
1	Bartlett	50
2	Friendswood	28
3	Rule	22

### 1965 (May 7-8) Texas Memorial Stadium (UT), Austin

<b>4A</b>		
1	Corpus Christi Ray	41
2	Corpus Christi Miller	33
3	Spring Branch Memorial	32

<b>3A</b>		
1	Liberty	54
2	San Marcos	43
3	Snyder	31

<b>2A</b>		
1	Pittsburg	42
2	Sinton	40
3	Taylor	26

<b>1A</b>		
1	George West	38

2	Baird	32
3	Memphis	26

<b>B</b>		
1	Booker	51
2	Overton	28
3	Bangs	25

### 1964 (May 8-9) Texas Memorial Stadium (UT), Austin

<b>4A</b>		
1	Abilene Cooper	31
2	Amarillo Tascosa	28
3	Dallas Highland Park	26

<b>3A</b>		
1	Kermit	69.5
2	Brownwood	62
3	Fort Stockton	28

<b>2A</b>		
1	Liberty	51
2	Denver City	36.5
3	Richardson Lake Highlands	36

<b>1A</b>		
1	El Dorado	35
2	Winnie East Chambers	30
3	Fort Worth Boswell	28

<b>B</b>		
1	Booker	50
2	Stockdale	32
3	Evant	20

Kemp	20
------	----

### 1963 (May 3-4) Texas Memorial Stadium (UT), Austin

<b>4A</b>		
1	Amarillo Tascosa	60
2	Dallas Hillcrest	54
3	Dallas Sunset Pampa	20

<b>3A</b>		
1	Nederland	50
2	Kermit	45
3	Fort Stockton	41.5

<b>2A</b>		
1	Daingerfield	60
2	Denver City	39
3	Coleman Livingston	37

<b>1A</b>		
1	Bloomington	35
2	Petersburg	30
3	Clyde Midlothian	28

<b>B</b>		
1	Bartlett	52
2	Aspermont	32
3	O'Brien	27

### 1962 (May 4-5) Texas Memorial Stadium (UT), Austin

<b>4A</b>		
1	Baytown	53
2	Abilene	42
3	San Antonio Highlands	41

<b>3A</b>		
1	Brownwood	40
2	Robstown	38
3	Lamesa	32

<b>2A</b>		
1	Fort Stockton	63
2	Fredericksburg	34
3	Daingerfield	33

<b>1A</b>		
1	Rotan	30
2	Anahuac Eldorado	28

<b>B</b>		
1	Longview Spring Hill	48
2	Bartlett	44
3	Rising Star	36



Randy Matson - Pampa





## 1961 (May 5-6)

### Texas Memorial Stadium (UT), Austin

<b>4A</b>		
1	Abilene	76
2	Baytown	43
3	Dallas Sunset	34

#### 3A

1	Andrews	64
2	Snyder	45
3	Dumas	44

#### 2A

1	Taylor	50
2	Iowa Park	44
3	Bellville	31

#### 1A

1	Bloomington	42
2	Sour Lake	37
3	George West	28
	Van Alstyne	28

#### B

1	Lazbuddie	40
2	Lueders	30
3	Rising Star	26

## 1960 (May 6-7)

### Texas Memorial Stadium (UT), Austin

<b>4A</b>		
1	Abilene	51
2	Baytown Lee	45.5
3	Midland	42

#### 3A

1	Andrews	79
2	Bay City	45
	Brownwood	45

#### 2A

1	Bowie	57
2	Wharton	44
3	Liberty	38

#### 1A

1	Iowa Park	96
2	Anahuac	37
3	Hughes Springs	22.5

#### B

1	Bangs	83
2	Wink	66
3	Fort Worth Masonic Home	36

## 1959 (May 8-9)

### Texas Memorial Stadium (UT), Austin

<b>4A</b>		
1	Abilene	55
2	Fort Worth Carter-Riverside	52
3	Houston Lamar	30

#### 3A

1	Andrews	71
2	Gainesville	34
3	Bay City	29.5

#### 2A

1	Wharton	48
2	Bowie	34
3	Liberty	21

#### 1A

1	Weimer	26
2	Thorndale	25
3	Ralls	21

#### B

1	Wink	53
2	Bangs	42
3	Richland Springs	30

## 1958 (May 2-3)

### Texas Memorial Stadium (UT), Austin

<b>2A</b>		
1	Andrews	32
2	Gladewater	28
3	San Antonio Brackenridge	25
	Snyder	25

#### 1A

1	New Boston	36
2	Wharton	32
3	Coleman	31.5

#### B

1	White Oak	41
2	Groom	30
3	Richland Springs	24

## 1957 (May 3-4)

### Texas Memorial Stadium (UT), Austin

<b>2A</b>		
1	Pasadena	46
2	Baytown	36.67
3	Houston Lamar	28

#### 1A

1	Stamford	44
2	Wharton	36
3	New Boston	32
	Refugio	32

#### B

1	Weimar	30
2	Hawley	22
	Richland Springs	22

## 1956 (May 4-5)

### Texas Memorial Stadium (UT), Austin

<b>2A</b>		
1	Houston Lamar	49
2	Pasadena	40.33
3	Fort Worth Arlington Heights	36

#### 1A

1	El Campo	38
2	Brady	31.33
3	Gladewater	28
	Refugio	28

#### B

1	Mont Belvieu Barbers Hill	36
2	Thorndale	27.75
3	Stinnett	27.5

## 1955 (May 6-7)

### Texas Memorial Stadium (UT), Austin

<b>2A</b>		
1	Baytown	38.5
2	Dallas Sunset	32.33
	Houston Lamar	32.33

#### 1A

1	Fort Stockton	34
2	Boling	25.67
3	Andrews	20
	Colorado City Colorado	20
	Graham	20

#### B

1	Three Rivers	38
2	Mont Belvieu Barbers Hill	24.67
3	Chilton	20

## 1954 (May 7-8)

### Texas Memorial Stadium (UT), Austin

<b>2A</b>		
1	Abilene	47
2	Dallas Sunset	40
3	Amarillo	28
	San Antonio Brackenridge	28

#### 1A

1	Andrews	54
2	Colorado City Colorado	21
3	Denver City	18

#### B

1	Bangs	34
---	-------	----



# BOYS TRACK AND FIELD

## YEAR-BY-YEAR RESULTS

2	College Station A&M Consolidated	24
3	Three Rivers	20

### 1953 (May 8-9)

#### Texas Memorial Stadium (UT), Austin

<b>2A</b>		
1	Dallas Sunset	38
2	Baytown Lee	36.75
3	Corpus Christi Ray	35

<b>1A</b>		
1	Brenham	56
2	Refugio	28
3	Colorado City	26

<b>B</b>		
1	Sugar Land	58
2	O'Donnell	33
3	Friena	28

### 1952 (May 2-3)

#### Texas Memorial Stadium (UT), Austin

<b>2A</b>		
1	Odessa	76
2	Houston San Jacinto	34
3	Houston Lamar	30

<b>1A</b>		
1	Brenham	50
2	Phillips	34
3	Jacksonville	24

<b>B</b>		
1	Sugar Land	78
2	Kames City	28
3	Liberty	26

### 1951 (May 4-5)

#### Texas Memorial Stadium (UT), Austin

<b>2A</b>		
1	Odessa	64
2	Austin	34
3	Houston Reagan	33.75

<b>1A</b>		
1	Brady	74.33
2	Brenham	52
3	Jacksonville	27

<b>B</b>		
1	Clyde	33
2	Dimmitt	28
3	Iraan	24

### 1950 (May 5-6)

#### Texas Memorial Stadium (UT), Austin CITY (May 12, Houston)

1	Houston Lamar	77
2	Houston Heights	54
3	San Antonio Brackenridge	46

<b>2A</b>		
1	Odessa	57
2	Galveston Ball	55

3	Beaumont	53
---	----------	----

<b>1A</b>		
1	Brady	72.5
2	Brenham	42
3	Cleveland	30

<b>B</b>		
1	Rising Star	40
2	White Deer	30
3	Marfa	26

### 1949 (May 6-7)

#### Texas Memorial Stadium (UT), Austin CITY (May 13, Alamo Stadium, San Antonio)

1	Houston Reagan	53
2	Fort Worth North Side	51
3	Dallas Wilson	43.5

<b>2A</b>		
1	Corpus Christi	62.33
2	Amarillo	45
3	Kerrville	42.33

<b>1A</b>		
1	Falfurrias	40
2	Phillips	36
3	Brady	35.33

<b>B</b>		
1	White Oak	72
2	Rising Star	28
3	Humble	22

### 1948 (May 7-8)

#### Texas Memorial Stadium (UT), Austin CITY (May 14, Dal-Hi Stadium, Dallas)

1	San Antonio Brackenridge	71
2	San Antonio Jefferson	58
3	Houston Lamar	51

<b>2A</b>		
1	Austin	104.5
2	Beaumont	41
3	Corpus Christi	39

<b>1A</b>		
1	Seminole	40
2	Humble	38
3	Mexia	26

<b>B</b>		
1	Junction	58
2	Pearsall	36.33
3	Richland Springs	30



Fort Worth Paschal - 1923 Boys Track & Field 4x400-Meter Relay Champions



### 1947 (May 2-3)

#### Texas Memorial Stadium (UT), Austin

##### ALL

1	Corpus Christi	46
2	Austin	36
3	San Antonio Jefferson	31

### 1946 (May 2-3)

#### Texas Memorial Stadium (UT), Austin

##### ALL

1	Houston Austin	46
2	Houston Lamar	30
3	Fort Worth Paschal	24.33

### 1945 (May 3-4)

#### Texas Memorial Stadium (UT), Austin

##### ALL

1	San Antonio Brackenridge	29
2	San Antonio Jefferson	26.5
3	Lubbock	10

### 1944 (May 4-5)

#### Texas Memorial Stadium (UT), Austin

##### ALL

1	San Antonio Jefferson	31.5
2	San Antonio Brackenridge	28
3	Baytown Lee	12

### 1943 (May 7-8)

#### Texas Memorial Stadium (UT), Austin

##### ALL

1	Austin	20.33
2	San Antonio Jefferson	19.5
3	Dallas Crozier Tech	12

### 1942 (May 8-9)

#### Texas Memorial Stadium (UT), Austin

##### ALL

1	San Antonio Jefferson	17
2	Dallas Sunset	13
3	Houston Davis	12.33

### 1941 (May 2-3)

#### Texas Memorial Stadium (UT), Austin

##### ALL

1	Houston Davis	13
2	Kingsville King	10
3	Dallas Highland Park	9

### 1940 (May 3-4)

#### Texas Memorial Stadium (UT), Austin

##### ALL

1	Dallas Highland Park	13
---	----------------------	----

2	Tahoka	11
3	El Paso Austin	10

### 1939 (May 5-6)

#### Texas Memorial Stadium (UT), Austin

##### ALL

1	Brady	19
2	Rockdale	11
3	Kaufman	10

### 1938 (May 6-7)

#### Texas Memorial Stadium (UT), Austin

##### ALL

1	Houston Milby	10
2	Houston Reagan	8
	San Antonio Brackenridge	8
	Schulenburg	8

### 1937 (May 7-8)

#### Texas Memorial Stadium (UT), Austin

##### ALL

1	Dallas Wilson	12
2	Brownwood	11
	Mart	11

### 1936 (May 1-2)

#### Texas Memorial Stadium (UT), Austin

##### ALL

1	Freeport	15
2	Houston San Jacinto	11
3	Rocksprings	8

### 1935 (May 3-4)

#### Texas Memorial Stadium (UT), Austin

##### ALL

1	Mont Belvieu Barbers Hill	10
2	Corpus Christi	8
	Hereford	8
	Yoakum	8

### 1934 (May 4-5)

#### Texas Memorial Stadium (UT), Austin

##### ALL

1	Port Arthur	14
2	Brownsville	8
	Denison	8

### 1933 (May 5-6)

#### Texas Memorial Stadium (UT), Austin

##### ALL

1	Port Arthur	11
2	Fort Worth North Side	10
3	Eastland	9

### 1932 (May 6-7)

#### Texas Memorial Stadium (UT), Austin

##### ALL

1	Sherman	13
2	North Dallas	11
3	Fort Worth North Side	10

### 1931 (May 8-9)

#### Texas Memorial Stadium (UT), Austin

##### ALL

1	Dallas Wilson	15
2	San Angelo	10
	San Antonio Main	10

### 1930 (May 2-3)

#### Texas Memorial Stadium (UT), Austin

##### ALL

1	Houston San Jacinto	15
2	San Angelo	12
3	Hereford	10

### 1929 (May 3-4)

#### Texas Memorial Stadium (UT), Austin

##### ALL

1	San Angelo	19
2	Houston San Jacinto	11
3	Grand Prairie	7
	Temple	7

### 1928 (May 4-5)

#### Texas Memorial Stadium (UT), Austin

##### ALL

1	Dallas Forest Avenue	12.5
2	Fort Worth Poly	10
	Houston Davis	10

### 1927 (May 6-7)

#### Texas Memorial Stadium (UT), Austin

##### ALL

1	Electra	19.5
2	Freeport	12
3	Fort Worth Masonic Home	10

### 1926 (May 7-8)

#### Texas Memorial Stadium (UT), Austin

##### ALL

1	San Antonio Main	13.5
2	Smithville	8
3	Abilene	7





# BOYS TRACK AND FIELD

## YEAR-BY-YEAR RESULTS

### 1925 (May 8-9)

#### Texas Memorial Stadium (UT), Austin

##### ALL

1	Abilene	13.5
2	Dallas Forest Avenue	13
3	Sweetwater	10.75

### 1924 (May 2-3)

#### Clark Field (UT), Austin

##### A

1	Wichita Falls	23
2	Cleburne	20
3	Houston Central	16.33

##### B

1	Corsicana State Home	15
2	Alvord	14
3	Harrold	11

### 1923 (May 4-5)

#### Clark Field (UT), Austin

##### A

1	Electra	21
2	Wichita Falls	16
3	Eastland	13

##### B

1	LaGrange	20
2	Alvin	16
3	Harrold	9

### 1922 (May 5-6)

#### Clark Field (UT), Austin

##### A

1	Austin	16
2	Honey Grove	15
3	Dallas Forest Avenue	10
	Mineral Wells	10

##### B

1	Alvin	15
2	Heame	13
3	LaGrange	12

### 1921 (May 5-6)

#### Clark Field (UT), Austin

##### A

1	Sherman	20
2	Austin	19
3	Dallas Forest Avenue	16

##### B

1	Rosenburg	16
2	Alvin	10
	Barstow	10
	Dickinson	10

Palacios	10
----------	----

### 1920 (May 7-8)

#### Clark Field (UT), Austin

##### A

1	Dallas Forest Avenue	27
2	Austin High	22
3	Cleburne	19.5

##### B

1	Ferris	17.33
2	Santa Anna	15
3	Timpson	10

### 1919 (May 2-3)

#### Clark Field (UT), Austin

##### A

1	Electra	19
2	Cleburne	18.5
3	Cuero	13.5

##### B

1	Smithville	15
2	Timpson	11.5
3	Rosebud	10

### 1918 (May 3-4)

#### Clark Field (UT), Austin

##### A

1	Hillsboro	29.5
2	Temple	16
3	Greenville	13

##### B

1	Fort Worth Masonic Home	32.5
2	Franklin	20.5
3	Bronson Rural	16

### 1917 (May 5)

#### Clark Field (UT), Austin

##### A

1	Georgetown	16
2	Lubbock	15
3	Hillsboro	13
	Temple	13

##### B

1	Timpson	22.5
2	Flatonía	14
3	Blanket	11

### 1916 (May 6)

#### Clark Field (UT), Austin

##### A

1	Greenville	24
---	------------	----

2	Marlin	23
3	Houston Heights	12

##### B

1	Bangs	18
2	Center	14.5
3	Blanket	11

### 1915 (May 8)

#### Clark Field (UT), Austin

##### A

1	Greenville	22
2	Marlin	20
3	Houston	19.5

##### B

1	Indian Gap	24.75
2	Grandview	21.5
3	Center	19.5
	Kaufman	19.5

### 1914 (May 2)

#### Clark Field (UT), Austin

##### A

1	Marlin	38
2	Brownwood	24
3	Houston	20.5

##### B

1	Era School	19.5
2	Thrifty Cross Tank	15
3	Montague	9.5

### 1913 (May 3)

#### Clark Field (UT), Austin

##### ALL

1	Houston	26
2	Marlin	24.33
3	Brownwood	17

### 1912 (May 4)

#### Clark Field (UT), Austin

##### ALL

1	Beaumont	45
2	Marlin	36
3	Fort Worth	17

### 1911 (May 6)

#### Clark Field (UT), Austin

##### ALL

1	Beaumont	45
2	Temple	36
3	Orange	17



**First year of UIL competition: 1972-73**

Tournament Format

Individual titles are decided by lowest individual score. For team titles, the lowest four scores from teams of five each round are combined to determine a team score. The lowest team score shall be declared the champion.

State Tournament Structure

From 1973-2012, the top two teams and top two individuals at regionals not already on advancing teams qualified for the state tournament. In 2013, the top three teams and top three individuals at regionals not already on advancing teams qualified for the state tournament.

Evolution of UIL Girls Golf State Tournament

Season	Conference(s)
1973-74	1A, B
1975-80	4A, 3A, 2A, 1A, B
1981-2014	5A, 4A, 3A, 2A, 1A
2015-	6A, 5A, 4A, 3A, 2A, 1A

Location History

Various courses in the Greater Austin Area have been used throughout the history of the state tournament. Current courses utilized are: Legacy Hills GC (Georgetown), White Wing GC (Georgetown), Legends GC (Kingsland), Jimmy Clay GC (Austin), Lions Municipal GC (Austin), and Plum Creek GC (Kyle).



Montgomery - 2006 Conference 4A Girls Golf Team Champions



## TEAM CHAMPIONS

### 2024

- 6A-Austin Vandegrift-586 (+10)
- 5A-San Antonio Alamo Heights-601 (+25)
- 4A-Andrews-606 (+30)
- 3A-Odessa Compass Academy-677 (+101)
- 2A-Mason-637 (+69)
- 1A-Garden City-757 (+181)

### 2023

- 6A-Austin Vandegrift-582 (+6)
- 5A-San Antonio Alamo Heights-605 (+29)
- 4A-Andrews-624 (+48)
- 3A-Wall-674 (+98)
- 2A-Mason-668 (+108)
- 1A-Garden City-730 (+170)

### 2022

- 6A-San Antonio Reagan-584 (+8)
- 5A-Austin Anderson-600 (+24)
- 4A-Argyle-620 (+44)
- 3A-Wall-631 (+55)
- 2A-Mason-732 (+64)
- 1A-Robert Lee-798 (+230)

### 2021

- 6A-Lewisville Hebron-598 (+22)
  - 5A-San Antonio Alamo Heights-609 (+33)
  - 4A-Argyle-475 (+49)\*&
  - 3A-Wall-696 (+120)
  - 2A-Normangee-553 (+121)\*
  - 1A-Robert Lee-645 (+217)\*
- & - Won Playoff  
\* - 27 holes

### 2020

(Cancelled due to COVID-19 Pandemic)

### 2019

- 6A-Austin Westlake-577 (+1)
- 5A-Grapevine-622 (+46)
- 4A-Andrews-649 (+81)
- 3A-McGregor-692 (+116)
- 2A-Grapeland-649 (+81)
- 1A-Robert Lee-796 (+228)

### 2018

- 6A-Austin Westlake-589 (+13)
- 5A-Grapevine-620 (+44)
- 4A-Andrews-644 (+68)
- 3A-Ingram Moore-759 (+83)
- 2A-Grapeland-689 (+113)
- 1A-Blanket-732 (+164)

### 2017

- 6A-Austin Lake Travis-580 (+4)

- 5A-Grapevine-628 (+52)
- 4A-Andrews-648 (+72)
- 3A-Sonora-702 (+126)
- 2A-Memphis-729 (+161)
- 1A-Blanket-756 (+188)

### 2016

- 6A-Austin Lake Travis-580 (+4)
- 5A-Humble Kingwood Park-608 (+32)
- 4A-Andrews-623 (+63)
- 3A-Sonora-722 (+146)
- 2A-Wellington-717 (+149)
- 1A-Utopia-789 (+121)

### 2015

- 6A-Austin Lake Travis-600 (+24)
- 5A-Humble Kingwood Park-616 (+40)
- 4A-Andrews-641 (+81)
- 3A-Sonora-757 (+81)
- 2A-Memphis-670 (+102)
- 1A-Wink-822 (+154)

### 2014

- 5A-Allen-574 (+14)
- 4A-Huntsville-646 (+70)
- 3A-Andrews-639 (+63)
- 2A-Sonora-667 (+99)
- 1A-Weimar-732 (+164)

### 2013

- 5A-Austin Lake Travis-598 (+22)
- 4A-Northwest Nelson-621 (+61)
- 3A-Andrews-652 (+76)
- 2A-Salado-719 (+151)

- 1A-Memphis-695 (+127)

### 2012

- 5A-Allen-581 (+21)
- 4A-Montgomery-622 (+46)
- 3A-Andrews-638 (+62)
- 2A-Sonora-633 (+55)
- 1A-Memphis-685 (+117)

### 2011

- 5A-Austin Westlake-591 (+15)
- 4A-Montgomery-617 (+41)
- 3A-Andrews-618 (+50)
- 2A-Tuscola Jim Ned-738 (+70)
- 1A-Baird-710 (+134)

### 2010

- 5A-Austin Westlake-456\*
  - 4A-Montgomery-620 (+44)
  - 3A-Monahans-479\*
  - 2A-Salado-694 (+126)
  - 1A-Baird-689 (+113)
- \* - 27 holes

### 2009

- 5A-Southlake Carroll-624 (+48)
- 4A-Montgomery-622 (+46)
- 3A-Monahans-620 (+52)
- 2A-Wall-643 (+75)
- 1A-Baird-725 (+49)

### 2008

- 5A-Southlake Carroll-631 (+55)
- 4A-Dallas Highland Park-641 (+65)



Allen - 2006 Conference 5A Girls Golf Team Champions





3A-Andrews-620 (+52)  
2A-Wall-655 (+87)  
1A-Martin's Mill-673 (+97)

**2007**

5A-Houston Clear Lake-582 (+14)  
4A-Montgomery-606 (+38)  
3A-Andrews-644 (+68)  
2A-Wall-659 (+83)  
1A-Memphis-747 (+179)

**2006**

5A-Allen-614 (+46)  
4A-Montgomery-609 (+41)  
3A-Snyder-633 (+57)  
2A-Salado-710 (+134)  
1A-Shamrock-707 (+131)

**2005**

5A-Allen-589 (+21)  
4A-Montgomery-610 (+42)  
3A-Snyder-663 (+87)  
2A-Refugio-762 (+186)  
1A-Baird-697 (+121)

**2004**

5A-Victoria Memorial-609 (+41)  
4A-Montgomery-629 (+61)  
3A-Yoakum-666 (+90)  
2A-Lago Vista-683 (+107)  
1A-Baird-725 (+149)

**2003**

5A-Conroe The Woodlands-575 (+7)  
4A-Montgomery-613 (+45)  
3A-Snyder-660 (+84)  
2A-Salado-703 (+127)  
1A-Throckmorton-688 (+112)&  
& - Won Playoff

**2002**

5A-Conroe The Woodlands-598 (+30)  
4A-Montgomery-616 (+48)  
3A-Bridgeport-661 (+85)  
2A-Salado-726 (+150)  
1A-Baird-673 (+97)

**2001**

5A-Conroe The Woodlands-610 (+42)  
4A-Montgomery-635 (+67)&  
3A-Fort Stockton-670 (+94)  
2A-Hamilton-689 (+113)  
1A-Baird-673 (+97)  
& - Won Playoff

**2000**

5A-San Antonio Churchill-624 (+56)  
4A-Dallas Highland Park-618 (+50)



Yoakum - 1990 Conference 3A Girls Golf Team State Champions

3A-Breckenridge-636 (+60)  
2A-Hamilton-674 (+106)  
1A-Baird-709 (+133)

**1999**

5A-San Antonio Churchill-600 (+32)  
4A-Dallas Highland Park-622 (+54)  
3A-Lamesa-515\*  
2A-Hamilton-697 (+129)  
1A-Baird-545\*

\* - 27 holes

**1998**

5A-San Antonio Churchill-574 (+6)  
4A-Dallas Highland Park-623 (+55)  
3A-China Spring-639 (+63)  
2A-Hamilton-688 (+120)  
1A-Baird-779 (+203)&  
& - Won Playoff

**1997**

5A-San Antonio Churchill-438\*  
4A-Snyder-634 (+66)  
3A-China Spring-664 (+88)  
2A-Ozona-721 (+153)  
1A-Baird-751 (+175)

\* - 27 holes

**1996**

5A-San Antonio Churchill-616 (+48)  
4A-Andrews-641 (+73)  
3A-Yoakum-703 (+127)  
2A-Post-739 (+171)  
1A-Wheeler-760 (+184)

**1995**

5A-Humble Kingwood-634 (+58)

4A-Bastrop-645 (+69)  
3A-Yoakum-713 (+137)  
2A-Schulenburg-739 (+171)  
1A-Wheeler-797 (+221)

**1994**

5A-San Angelo Central-630 (+54)  
4A-Bastrop-454\*  
3A-Graham-345 (+57)\*\*  
2A-China Spring-688 (+112)  
1A-Robert Lee-401 (+117)\*\*

\* - 27 holes

\*\* - 18 holes

**1993**

5A-Midland Lee-611 (+35)  
4A-Bastrop-620 (+44)  
3A-Yoakum-647 (+71)  
2A-China Spring-682 (+106)  
1A-Booker-795 (+127)

**1992**

5A-Humble Kingwood-650 (+74)  
4A-Andrews-666 (+90)  
3A-Yoakum-689 (+113)  
2A-Bullard-531\*  
1A-Booker-784 (+216)

\* - 27 holes

**1991**

5A-Round Rock Westwood-632 (+56)  
4A-Andrews-667 (+91)  
3A-Yoakum-685 (+109)  
2A-Bullard-726 (+150)  
1A-Booker-821 (+253)



# GIRLS GOLF

## TEAM STATE CHAMPIONS - RECORDBOOK

### 1990

- 5A-Round Rock Westwood-635 (+59)&
- 4A-Andrews-661 (+85)
- 3A-Yoakum-706 (+130)
- 2A-Boling-735 (+159)
- 1A-Booker-810 (+242)
- & - Won Playoff

### 1989

- 5A-Round Rock Westwood-640 (+64)
- 4A-Andrews-675 (+99)
- 3A-Gonzales-726 (+150)
- 2A-Weimar-737 (+161)
- 1A-Booker-819 (+251)

### 1988

- 5A-Fort Bend Dulles-623 (+47)
- 4A-Belton-671 (+95)
- 3A-Canyon-731 (+155)
- 2A-Nocona-775 (+199)
- 1A-Booker-849 (+281)

### 1987

- 5A-Fort Bend Dulles-601 (+25)
- 4A-Andrews-662 (+86)
- 3A-Alpine-726 (+150)
- 2A-Nocona-740 (+164)
- 1A-Booker-835 (+267)

### 1986

- 5A-Fort Bend Dulles-670 (+94)
- 4A-Snyder-736 (+150)
- 3A-Canton-800 (+224)
- 2A-Bullard-781 (+205)
- 1A-Booker-829 (+261)

### 1985

- 5A-Conroe McCullough-647 (+71)
- 4A-Belton-742 (+166)
- 3A-Columbus-752 (+176)
- 2A-Bullard-693 (+125)
- 1A-Bowie Gold-burg-845 (+277)

### 1984

- 5A-Round Rock Westwood-674 (+98)
- 4A-Mineral Wells-739 (+163)
- 3A-Yoakum-729 (+161)
- 2A-Bullard-704 (+136)
- 1A-Iraan-826 (+258)

### 1983

- 5A-Cypress Creek-700 (+124)
- 4A-Brenham-746 (+170)
- 3A-Columbus-745 (+177)
- 2A-Big Lake Reagan County-776 (+208)
- 1A-Sundown-771 (+203)



Cypress Creek - 1983 Conference 5A Girls Golf Team Champions

### 1982

- 5A-Round Rock Westwood-646 (+70)
- 4A-Jasper-777 (+201)
- 3A-Boling-729 (+157)
- 2A-Ganado-725 (+153)
- 1A-Salado-849 (+277)

### 1981

- 5A-Fort Bend Dulles-660 (+84)
- 4A-Kerrville Tivy-670 (+94)
- 3A-Columbus-727 (+159)
- 2A-Ganado-739 (+171)
- 1A-Lago Vista-795 (+227)

### 1980

- 4A-Fort Bend Dulles-680 (+104)
- 3A-Kerrville Tivy-690 (+114)
- 2A-Kermit-761 (+193)
- 1A-Farwell-729 (+161)
- B-Booker-792 (+224)

### 1979

- 4A-Sugar Land Dulles-719 (+143)
- 3A-Houston Eisenhower-825 (+249)
- 2A-Kermit-823 (+247)
- 1A-Ganado-796 (+220)
- B-Santo-823 (+247)

### 1978

- 4A-Austin Crockett-684 (+108)
- 3A-Humble-750 (+174)
- 2A-Columbus-830 (+254)
- 1A-Rankin-790 (+214)
- B-Santo-891 (+315)

### 1977

- 4A-Conroe-696 (+120)

- 3A-Humble-785 (+209)
- 2A-Columbus-831 (+255)
- 1A-Farwell-732 (+156)
- B-Booker-856 (+280)

### 1976

- 4A-Conroe-750 (+174)
- 3A-Humble-789 (+213)
- 2A-Columbus-839 (+263)
- 1A-Farwell-756 (+180)
- B-Booker-809 (+233)

### 1975

- 4A-Midland-771 (+195)
- 3A-San Antonio East Central-828 (+252)
- 2A-Spearman-846 (+270)
- 1A-Farwell-867 (+291)
- B-Booker-951 (+375)

### 1974

- 1A-San Antonio Roosevelt-783 (+207)
- B-Boling-869 (+293)

### 1973

- 1A-Midland Lrgacy-791 (+215)
- B-Olney-903 (+327)

## TEAM RECORDS

### MOST STATE CHAMPIONSHIPS

#### Overall

- |   |    |
|---|----|
| 1. Andrews (1987, 1989-92, 96, 2007-08, 2011-19, 23-24) | 19 |
| 2. Booker (1975-77, 80, 1986-93)                        | 12 |
| 3. Baird (1997-02, 2004-05, 2009-11)                    | 11 |
| Montgomery (2001-07, 2009-12)                           | 11 |
| 5. Yoakum (1984, 1990-93, 1995-96, 2004)                | 8  |
| 6. Columbus (1976-78, 81, 83, 85)                       | 6  |
| Fort Bend Dulles (1979-81, 1986-88)                     | 6  |



- Salado (1982, 2002-03, 06, 10, 13) 6
- Wall (2007-09, 21-23) 6
- 10. Six teams tied 5

### 6A

- 1. Fort Bend Dulles (1979-81, 1986-88) 6
- 2. Round Rock Westwood (1982, 84, 1989-91) 5
- San Antonio Churchill (1996-00) 5
- 4. Allen (2005-06, 12, 14) 4
- Austin Lake Travis (2013, 2015-17) 4
- Austin Westlake (2010-11, 2018-19) 4
- Conroe The Woodlands (1985, 2001-03) 4
- 8. Humble (1976-78) 3
- 9. Six teams tied 2

### 5A

- 1. Montgomery (2001-07, 2009-12) 11
- 2. Dallas Highland Park (1998-00, 2008) 4
- 3. Bastrop (1993-95) 3
- Grapevine (2017-19) 3
- SA Alamo Heights (2021,23-24) 3
- 6. Humble Kingwood Park (2015-16) 2
- Kerrville Tivy (1980-81) 2
- 8. Four teams tied 1

### 4A

- 1. Andrews (1987, 1989-92, 96, 2007-08, 2011-19,23-24) 19
- 2. Salado (1982, 2002-03, 06, 10, 13) 6
- 3. Bullard (1984-86, 1991-92) 5
- Snyder (1986, 97, 2003, 2005-06) 5
- 5. China Spring (1993-94, 1997-98) 4
- 6. Argyle (2021-22) 2
- Monahans (2009-10) 2



Bohyun Park - Carrollton Ranchview

- 8. Six teams tied 1

### 3A

- 1. Yoakum (1984, 1990-93, 1995-96, 2004) 8
- 2. Columbus (1976-78, 81, 83, 85) 6
- Wall (2007-09, 21-23) 6
- 4. Sonora (2012, 2014-17) 5
- 5. Hamilton (1998-01) 4
- 6. Boling (1974, 82, 90) 3
- Ganado (1979, 1981-82) 3
- 8. Kermit (1979-80) 2
- Lago Vista (1981, 2004) 2
- Nocona (1987-88) 2

### 2A

- 1. Memphis (2007, 2012-13, 15, 17) 5
- 2. Mason (2022-24) 3
- 3. Grapeland (2018-19) 2
- Santo (1978-79) 2
- Weimar (1989, 2014) 2
- Wheeler (1995-96) 2
- 7. Eight teams tied 1

### 1A

- 1. Booker (1975-77, 80, 1986-93) 12
- 2. Baird (1997-02, 2004-05, 2009-11) 11
- 3. Robert Lee (1994, 2019, 21-22) 4
- 4. Blanket (2017-18) 2
- Garden City (2023-24) 2
- 6. Rankin (1978) 1
- Shamrock (2006) 1
- Utopia (2016) 1

### MOST MEDALS

- Overall**
- 1. Andrews (19-G, 7-S, 6-B) 32
  - 2. Yoakum (9-G, 5-S, 6-B) 20
  - 3. Conroe The Woodlands (4-G, 6-S, 9-B) 19
  - Montgomery (11-G, 5-S, 3-B) 19
  - 5. Booker (12-G, 4-S, 2-B) 18
  - 6. Memphis (5-G, 7-S, 5-B) 17
  - Snyder (5-G, 9-S, 3-B) 17
  - 8. Baird (11-G, 5-B) 16
  - 9. Austin Westlake (4-G, 5-S, 5-B) 14
  - Dallas Highland Park (4-G, 6-S, 4-B) 14

### 6A

- 1. Conroe The Woodlands (4-G, 6-S, 9-B) 19
- 2. Austin Westlake (4-G, 5-S, 5-B) 14
- 3. Austin Lake Travis (4-G, 4-S, 3-B) 11
- 4. Fort Bend Dulles (6-G, 2-S, 1-B) 9
- Allen (4-G, 1-S, 2-B) 7
- Humble Kingwood (2-G, 3-S, 2-B) 7
- Round Rock Westwood (5-G, 1-S, 1-B) 7
- 8. Austin Vandegrift (2-G, 3-S, 1B) 6
- San Antonio Churchill (5-G, 1-B) 6
- 10. Southlake Carroll (2-G, 3-B) 5

### 5A

- 1. Montgomery (11-G, 5-S, 3-B) 19
- 2. Dallas Highland Park (4-G, 6-S, 4-B) 14
- 3. Bastrop (3-G, 2-S, 1-B) 6
- Brenham (1-G, 2-S, 3-B) 6
- 5. SA Alamo Heights (3-G, 1-S, 1-B) 5
- 6. Humble Kingwood Park (2-G, 1-S, 1-B) 4
- 7. Five teams tied 3

### 4A

- 1. Andrews (19-G, 7-S, 6-B) 32
- 2. Snyder (5-G, 9-S, 3-B) 17
- 3. Salado (6-G, 1-S, 2-B) 9
- 4. Bullard (5-G, 3-B) 8
- 5. China Spring (4-G, 2-S, 1-B) 7
- 6. Abilene Wylie (4-S, 2-B) 6
- Lampasas (3-S, 3-B) 6
- 8. Monahans (2-G, 2-S, 1-B) 5
- 9. Bridgeport (1-G, 3-B) 4
- Graham (1-G, 2-S, 1-B) 4

### 3A

- 1. Yoakum (9-G, 5-S, 6-B) 20
- 2. Boling (3-G, 3-S, 3-B) 9
- Callisburg (5-S, 4-B) 9
- Lago Vista (2-G, 5-S, 2-B) 9
- 5. Sonora (5-G, 3-S) 8
- 6. Columbus (6-G, 1-B) 7
- Wall (6-G, 1-S) 7
- 8. Six teams tied 4

### 2A

- 1. Memphis (5-G, 7-S, 5-B) 17
- 2. San Saba (3-S, 6-B) 9
- 3. Quanah (6-S, 2-B) 8
- 4. Grapeland (2-G, 3-S) 5
- Wellington (1-G, 3-S, 1-B) 5
- Wheeler (2-G, 2-S, 1-B) 5
- 7. Six teams tied 4

### 1A

- 1. Booker (12-G, 4-S, 2-B) 18
- 2. Baird (11-G, 5-B) 16
- 3. Robert Lee (4-G, 5-S, 2-B) 11
- 4. Throckmorton (1-G, 1-S, 4-B) 6
- 5. Garden City (2-G, 3-B) 5
- 6. Utopia (1-G, 3-S) 4
- 7. Bronte (1-S, 2-B) 3
- Clyde Eula (2-S, 1-B) 3
- Shamrock (1-G, 1-S, 1-B) 3
- Veribest (2-S, 1-B) 3





# INDIVIDUAL CHAMPIONS

## 2024

- 6A-Swetha Sathish, Austin Vandegrift-138 (-6)
- 5A-Tarini Bhoga, Frisco Centennial-136 (-8)
- 4A-Gracie Smith, Bullard-141 (-3)
- 3A-Jordyn Cruz, Odessa Compass Acad.-153 (+9)
- 2A-Ainsley Burns, Mason-149 (+7)
- 1A-Rylee Wood, Garden City-165 (+21)&
- & - Won Playoff

## 2023

- 6A-Maelynn Kim, Katy Seven Lakes-140 (-4)&
- 5A-Chloe Sirkin, Grapevine-142 (-2)
- 4A-Alex Hileman, Sunnyvale-148 (+4)
- 3A-Katie Hart, Mt. Pleasant Chapel Hill-146 (+2)
- 2A-Ainsley Burns, Mason-149 (+7)
- 1A-Halee Jo Johnson, Happy-161 (+19)
- & - Won Playoff

## 2022

- 6A-Sydney Givens, Austin Vandegrift-143 (-1)
- 5A-Farah O'Keefe, Austin Anderson-136 (-8)
- 4A-Alex Hileman, Sunnyvale-144 (E)
- 3A-Shay West, Wall-147 (+3)
- 2A-Mia Nixon, Martin's Mill-136 (-6)
- 1A-Halee Jo Johnson, Happy-167 (+25)

## 2021

- 6A-Ryam Honea, San Angelo Central-143 (-1)
- 5A-Mason Lewis, Granbury-140 (-4)
- 4A-Bohyun Park, Carrollton Ranchview-99 (-8)\*



Halle Whitney - Magnolia

- 3A-Katie Hart, Mt. Pleasant Chapel Hill-154 (+10)
- 2A-Mia Nixon, Martin's Mill-104 (-4)\*
- 1A-Mailey Goodman, Clyde Eula-128 (+23)\*
- \* - 27 holes

## 2020

(Cancelled due to COVID-19 Pandemic)

## 2019

- 6A-Trinity King, Arlington Martin-139 (-5)
- 5A-Maddi Olson, Abilene Wylie-143 (-1)
- 4A-Bohyun Park, Carrollton Ranchview-126 (-16)
- 3A-Mason Garrett, Mount Pleasant Chapel Hill-151 (+7)
- 2A-Mia Nixon, Martin's Mill-142 (E)
- 1A-Hannah Nimmo, Greenville Charter-158 (+16)

## 2018

- 6A-Libby Winans, Plano East-135 (-9)
- 5A-Halle Whitney, Magnolia-143 (-1)
- 4A-Bohyun Park, Carrollton Ranchview-137 (-7)
- 3A-Lyndy Laurell, Rockdale-153 (+9)
- 2A-Taylor Tomlinson, Christoval-151 (+9)&
- 1A-Marki Kinkade, Blanket-152 (+10)
- & - Won Playoff

## 2017

- 6A-Kaitlyn Papp, Austin Lake Travis-137 (-7)
- 5A-Halle Whitney, Magnolia-150 (+6)&
- 4A-Maddi Olson, Abilene Wylie-146 (+2)
- 3A-Loren Nevers, Comfort-156 (+12)
- 2A-Taylor Tomlinson, Christoval-152 (+10)
- 1A-Marki Kinkade, Blanket-160 (+18)
- & - Won Playoff

## 2016

- 6A-Kristen Gillman, Austin Lake Travis-141 (-3)
- 5A-Ava Schwientek, Magnolia-147 (+3)&
- 4A-Libby Walinder, Andrews-147 (+7)&
- 3A-Lyndy Laurell, Rockdale-165 (+21)
- 2A-Breanna Smith, Petrolia-150 (+8)
- 1A-Shaley Goad, Briscoe Fort Elliott-152 (+10)
- & - Won Playoff

## 2015

- 6A-Hailee Cooper, Montgomery-141 (-3)
- 5A-Cheyenne Knight, Aledo-143 (-1)
- 4A-Shawnee Allen, La Vernia-147 (+7)
- 3A-Darby Ramsdell, Sonora-164 (+20)
- 2A-Shelby Cmerek, Miles-156 (+14)&
- 1A-Shaley Goad, Briscoe Fort Elliott-154 (+12)&
- & - Won Playoff

## 2014

- 5A-Maddie Szeryk, Allen-135 (-5)
- 4A-Cheyenne Knight, Aledo-144 (E)
- 3A-Shawnee Allen, La Vernia-149 (+5)
- 2A-Kate Rimer, East Bernard-153 (+11)
- 1A-Breanna Smith, Petrolia-152 (+10)

## 2013

- 5A-Taylor Coleman, San Antonio Johnson-138 (-6)
- 4A-Grace Choi, Dallas Wilson-132 (-8)
- 3A-Sarah Moore, Burkburnett-154 (+10)
- 2A-Kate Rimer, East Bernard-152 (+10)
- 1A-April Bennett, Memphis-158 (+16)

## 2012

- 5A-Sierra Sims, Austin Westlake-137 (-3)
- 4A-Lindsey McCurdy, Buda Hays-142 (-2)
- 3A-Sarah Moore, Burkburnett-153 (+9)
- 2A-Sydney Williams, Melissa-145 (+3)&
- 1A-April Barnett, Memphis-161 (+19)
- & - Won Playoff

## 2011

- 5A-Sierra Sims, Austin Westlake-139 (-5)
- 4A-Kendall Anderson, Magnolia-148 (+4)
- 3A-Sarah Black, Andrews-148 (+6)&
- 2A-Elizabeth Chavarria, Sonora-150 (+8)
- 1A-Alex Neal, Baird-152 (+8)
- & - Won Playoff

## 2010

- 5A-Mercedes Rios, Colleyville Heritage-108\*
- 4A-Taylor Newlin, Frisco Wakeland-144 (E)
- 3A-Chantry McMahan, Kaufman-107\*
- 2A-Elizabeth Chavarria, Sonora-158 (+16)&
- 1A-Sarah Fulfer, Huckaby-144 (E)
- \* - 27 holes
- & - Won Playoff

## 2009

- 5A-Portland Rosen, Fort Bend Clements-137 (-10)
- 4A-Chelsea Mocio, FW Arlington Heights-143 (-1)
- 3A-Shelby Hill, Monahans-148 (+6)&
- 2A-Lauren Romins, Callisburg-144 (+2)
- 1A-Gabriella Dominguez, Chilton-137 (-7)
- & - Won Playoff

## 2008

- 5A-Casey Grice, CS A&M Consolidated-144 (E)
- 4A-Lisa McCloskey, Montgomery-138 (-6)
- 3A-Addison Long, Andrews-144 (+2)
- 2A-Shelby Hardy, San Saba-142 (E)
- 1A-Gabriella Dominguez, Chilton-140 (-4)

## 2007

- 5A-Lauren Hassell, Houston Clear Lake-139 (-3)&
- 4A-Lisa McCloskey, Montgomery-141 (-1)
- 3A-Taylor Newlin, Frisco Wakeland-149 (+7)
- 2A-Kelsey Kirkpatrick, Alba-Golden-145 (+1)
- 1A-Gabriella Dominguez, Chilton-143 (-1)
- & - Won Playoff

## 2006

- 5A-Daphne Vines, Austin Westlake-144 (E)



- 4A-Lila Barton, Dallas Highland Park-141 (-1)
- 3A-Ashley Watkins, Sealy-146 (+2)
- 2A-Kendra Whittle, Wall-152 (+8)
- 1A-Gabriella Dominguez, Chilton-143 (-1)

### 2005

- 5A-Ginny Brown, Austin Westlake-137 (-5)
- 4A-Lauren Espinosa, Lake Dallas-143 (+1)
- 3A-Kelly Rainbolt, Sweetwater-151 (+7)
- 2A-Kyla Whittle, Wall-158 (+14)
- 1A-Libby Scarlett, Throckmorton-159 (+15)&  
& - Won Playoff

### 2004

- 5A-Natalie Hocutt, San Antonio MacArthur-146 (+4)&
- 4A-Amanda Martinez, SA Southside-146 (+4)
- 3A-Lauren Espinosa, Lake Dallas-148 (+4)
- 2A-Kate Moss, Chico-161 (+17)
- 1A-Nora Quinters, Valley Mills-155 (+11)
- & - Won Playoff

### 2003

- 5A-Ashley Knoll, Conroe The Woodlands-138 (-4)
- 4A-Laura Cross, Midlothian-139 (-3)
- 3A-Camille Blackerby, Breckenridge-148 (+4)
- 2A-Alesha Hurt, Eula-153 (+9)
- 1A-Jodi Neal, Baird-158 (+14)&  
& - Won Playoff

### 2002

- 5A-Brittany Lang, McKinney-140 (-2)
- 4A-Brenda Norris, New Braunfels Canyon-142 (E)
- 3A-Braleigh Beavers, Caldwell; Heather Dorris, Zapata; Katherine Dorris, Zapata; Camille Blackerby, Breckenridge-157 (+13)
- 2A-Alesha Hurt, Clyde Eula-162 (+18)
- 1A-Mindy McDowell, Baird-156 (+12)

### 2001

- 5A-Nicole Melton, San Antonio Churchill-142 (E)
- 4A-Brooke Shelton, Dallas Highland Park-141 (-1)
- 3A-Camille Blackerby-Breckenridge-151 (+7)
- 2A-Cathryn Uselton, Peaster-151 (+7)
- 1A-Mindy McDowell, Baird-157 (+13)

### 2000

- 5A-Ashley Knoll, Conroe The Woodlands-151 (+9)&
- 4A-Michaelyn Morgan, Austin McCallum-145 (+3)
- 3A-Holly Glover, Breckenridge-150 (+6)
- 2A-Kelli McKandless, Hamilton-151 (+9)
- 1A-Kayla Duhr, Bremond-150 (+6)
- & - Won Playoff

### 1999

- 5A-Katie Fitcher, Conroe The Woodlands-143 (+1)
- 4A-Christie Cano, San Antonio Edison-137 (-5)
- 3A-Shannon Barr, China Spring-114\*
- 2A-Cathryn Uselton, Peaster-154 (+12)



Jennifer Turner - Round Rock Westwood

- 1A-Kyla Neal, Baird-118\*

\* - 27 holes

### 1998

- 5A-Christi Cano, San Antonio Edison-134 (-8)
- 4A-Maiko Senda, Dallas Highland Park-148 (+6)
- 3A-Sarah Valdez, Amarillo River Road-154 (+10)
- 2A-Wendy Gray, Haskell-151 (+9)
- 1A-Heather Basford, Vega-161 (+17)

### 1997

- 5A-Sal Mussani, San Antonio Churchill-106\*
- 4A-McKenzie Gibson-Dallas Highland Park-146 (+4)
- 3A-Nicole Albrecht, Yoakum-157 (+13)
- 2A-Jennifer Faulkner, Callisburg-153 (+11)
- 1A-Melissa Smith, Robert Lee-160 (+16)&

\* - 27 holes

& - Won Playoff

### 1996

- 5A-Kim Rowton, San Antonio Churchill-144 (+2)
- 4A-Angela Stanford, Fort Worth Boswell-144 (+2)
- 3A-Ali Brewer, Crockett-145 (+1)
- 2A-Jill Stelzer, Post-164 (+22)
- 1A-Kasey McCasland, Wheeler-169 (+25)

### 1995

- 5A-Julie McMahon, San Angelo Central-145 (+1)&
- 4A-Kelli Kuehne, Dallas Highland Park-141 (-3)
- 3A-Sorrel Richman, China Spring-158 (+14)
- 2A-Jennifer Faulkenberry, Callisburg-161 (+19)
- 1A-Skye Porter, Petersburg-169 (+25)&

& - Won Playoff

### 1994

- 5A-Holly Carriken, San Antonio Churchill-98\*
- 4A-Kelli Kuehne, Dallas Highland Park-99\*
- 3A-Beth Covington, Sonora-76 (+4)\*\*
- 2A-Sorrel Richman, China Spring-157 (+13)
- 1A-Susie Crawford, Tenaha-85 (+14)\*\*

\* - 27 holes

\*\* - 18 holes

### 1993

- 5A-Jennifer Bartley, Houston Stratford-135 (-9)
- 4A-Kelli Kuehne, Dallas Highland Park-142 (-2)
- 3A-Amy Weeks, Abilene Wylie-142 (-2)
- 2A-Sorrel Richman, China Spring-145 (+1)
- 1A-Elizabeth Silbey, Overton-174 (+32)

### 1992

- 5A-Jennifer Waterhouse, Fort Bend Clements-142 (-2)
- 4A-Kelli Kuehne, Dallas Highland Park-145 (+1)
- 3A-Amy Weeks, Abilene Wylie-156 (+12)
- 2A-Laura Rolf, Boling-116\*
- 1A-Kim Boone, Gruver-175 (+33)

\* - 27 holes

### 1991

- 5A-Wendy Ward, San Antonio Roosevelt-139 (-5)
- 4A-Caren Felps, Silsbee-149 (+5)
- 3A-Lisa Ailee, Crockett-150 (+6)
- 2A-Laura Rolf, Boling-154 (+10)
- 1A-Sonya Mitchell, Baird-178 (+36)

### 1990

- 5A-Michelle Kirchner, Klein-148 (+4)
- 4A-Jennifer Murray, Friendswood-152 (+8)&
- 3A-Nicole Cooper, Gonzales-156 (+12)
- 2A-Tara Cernosek, Weimar-161 (+17)
- 1A-Lisa Crawford, Tenaha-167(+25)

& - Won Playoff

### 1989

- 5A-Jennifer Turner, Round Rock Westwood-141 (-3)
- 4A-Kim Self, Dallas Hillcrest-150 (+6)
- 3A-Cathy Reinbeck, Sealy-160 (+16)
- 2A-Jennifer White, Quanah-164 (+20)
- 1A-Lisa Crawford, Tenaha-175 (+33)

### 1988

- 5A-Tina Trimble, Cypress Creek-141 (-3)
- 4A-Barbie Blackwell, Conroe Oakridge-142 (-2)
- 3A-Cathy Reinbeck, Sealy-166 (+22)
- 2A-Sara Mondier, Overton-165 (+21)
- 1A-Lisa Crawford, Tenaha-175 (+33)

### 1987

- 5A-Sandy Hamby, Cypress Creek-140 (-4)
- 4A-Kelli Kifer, Dallas Seagoville-142 (-2)
- 3A-Rebecca Sims, Texarkana Pleasant Grove-148 (+4)





2A-Sara Mondier, Overton-170 (+26)  
1A-Lisa Crawford, Tenaha-169 (+27)

**1986**

5A-Leslie Green, Humble Kingwood-157 (+13)  
4A-Kelli Kifer, Dallas Seagoville-158 (+14)  
3A-Rebecca Sims, Texarkana Pleasant Grove-162 (+18)  
2A-Lacretia Grant, Baird-173 (+29)  
1A-Cecilia Garbade, Flatonia-164 (+22)

**1985**

5A-Angie Ravaioli, Hurst Bell-147 (+3)  
4A-Kelt, Richardson Pearce-152 (+8)  
3A-Patsy Baxter, Boerne-163 (+19)  
2A-Cindy Hauley, Bullard-156 (+14)  
1A-Teri Caddell, Sundown-168 (+26)

**1984**

5A-Buffy Klein, Denton-145 (+1)  
4A-Hollie Frizzell, Grapevine-151 (+7)  
3A-Patsy Baxter, Boerne-158 (+16)  
2A-Cindy Hauley, Bullard-167 (+25)  
1A-Kay Linda Shive, Lago Vista-158 (+16)

**1983**

5A-Kim Dirks, FW Arlington Heights-153 (+9)  
4A-Hollie Frizzell, Grapevine-168 (+24)  
3A-Caroline Miller, Columbus-157 (+15)  
2A-Janet Robbins, Three Rivers-155 (+13)  
1A-Mona Jennings, Wheeler-163 (+21)

**1982**

5A-Angela Atkins, Sugar Land Dulles-150 (+6)  
4A-Amy Dover, Jasper-159 (+15)  
3A-Caroline Miller, Columbus-161 (+19)  
2A-Janet Robbins, Three Rivers-162 (+20)  
1A-Linda Boggus, Lago Vista-160 (+18)

**1981**

5A-Jessica Supernaw, Houston Eisenhower-156 (+12)  
4A-Tracee Fowler, Fort Worth Boswell-152 (+8)  
3A-Sue Thomas, Texarkana Pleasant Grove-160 (+18)  
2A-Janet Robbins, Three Rivers-161 (+19)  
1A-Sabra Srader, Sundown-147 (+5)

**1980**

4A-Viveca Vandergriff, Arlington-145 (+1)  
3A-Debbie Greiner, Kerrville Tivy-155 (+11)  
2A-Rebecca Bradley, Central Pollock-147 (+5)  
1A-Janet Robbins, Three Rivers-168 (+26)  
B-Sabra Srader, Sundown-166 (+24)

**1979**

4A-Rae Rothfelder, Haltom-156 (+12)  
3A-Sheila Oldfield, Bastrop-159 (+15)  
2A-Rebecca Bradley, Kenedy-177 (+33)  
1A-Lisa Hughes, Farwell-174 (+30)  
B-Cindy Craig, Happy-182 (+38)

**1978**

4A-Susan Yantis, San Antonio Holmes-156 (+12)&  
3A-Marcie Bozarth, Lampasas-166 (+22)  
2A-Sheila Oldfield, Bastrop-163 (+19)  
1A-Tina Foxhall, Memphis-157 (+13)  
B-Cindy Craig, Happy-193 (+49)  
& - Won Playoff

**1977**

4A-Kim Bauer, Conroe-152 (+8)  
3A-Marci Bozarth, Lampasas-156 (+12)&  
2A-Sheila Oldfield, Bastrop-164 (+20)  
1A-Carol Vinton, Farwell-170 (+26)  
B-Teresa Denham, Booker-199 (+55)  
& - Won Playoff

**1976**

4A-Missy McGeorge, Plano; Shena Bassett, San Antonio MacArthur-163 (+19)  
3A-Betty Gustafson, Brenham-157 (+13)  
2A-Ann Soderman, Boling-174 (+30)  
1A-Tina Foxall, Memphis-172 (+28)  
B-Diane McQuitty, Booker-209 (+65)

**1975**

4A-Liz Norton, Midland Lee-165 (+21)  
3A-Peggy Gustafson, Brenham-166 (+22)  
2A-Linda Hunt, Olney-176 (+32)  
1A-Sheri Haynes, McLean-191 (+47)  
B-Samantha Morrow, Graford-210 (+66)

**1974**

1A-Debbie Skelly, San Antonio Roosevelt-161 (+17)  
B-Linda Hunt, Olney-183 (+39)

**1973**

1A-Brenda Goldsmith, San Antonio MacArthur-157 (+13)  
B-Linda Hunt, Olney-186 (+42)

**MULTIPLE INDIVIDUAL CHAMPIONSHIPS**

**4**

Gabriella Dominguez, Chilton (2006-09)  
Kelli Kuehne, Dallas Highland Park (1992-95)  
Lisa Crawford, Tenaha (1987-90)  
Janet Robbins, Three Rivers (1980-83)

**3**

Mia Nixon, Martin's Mill (2019, 21-22)  
Bohyun Park, Carrollton Ranchview (2018-19, 21)  
Camille Blackerby, Breckenridge (2001-03)  
Sorrel Richman, China Spring (1993-95)  
Sheila Oldfield, Bastrop (1977-79)

**2**

Ainsley Burns, Mason (2023-24)  
Katie Hart, Mt. Pleasant Chapel Hill (2021,23)

Alex Hileman, Sunnyvale (2022-23)  
Halee Jo Johnson, Happy (2022-23)  
Maddi Olson, Abilene Wylie (2017, 19)  
Marki Kinkade, Blanket (2017-18)  
Lyndy Laurell, Rockdale (2016, 18)  
Taylor Tomlinson, Christoval (2017-18)  
Halle Whitney, Magnolia (2017-18)  
Shaley Goad, Briscoe Fort Elliott (2015-16)  
Breanna Smith, Petrolia (2014, 16)  
Shawnee Allen, La Vernia (2014-15)  
Cheyenne Knight, Aledo (2014-15)  
Kate Rimer, East Bernard (2013-14)  
April Bennett, Memphis (2012-13)  
Sarah Moore, Burkburnett (2012-13)  
Sierra Sims, Austin Westlake (2011-12)  
Elizabeth Chavarria, Sonora (2010-11)  
Taylor Newlin, Frisco Wakeland (2007, 10)  
Lisa McCloskey, Montgomery (2007-08)  
Lauren Espinosa, Lake Dallas/Irving (2004-05)  
Alesha Hurt, Clyde Eula (2002-03)  
Ashley Knoll, Conroe The Woodlands (2000, 03)  
Mindy McDowell, Baird (2001-02)  
Cathryn Uselton, Peaster (1999, 2001)  
Christi Cano, San Antonio Edison (1998-99)  
Jennifer Faulkner, Callisburg (1995, 97)  
Amy Weeks, Abilene Wylie (1992-93)  
Laura Rolf, Boling (1991-92)  
Cathy Reinbeck, Sealy (1988-89)  
Sara Mondier, Overton (1987-88)  
Hollie Frizzell, Grapevine (1983-84)  
Caroline Miller, Columbus (1982-83)  
Cindy Craig, Happy (1978-79)  
Marcie Bozarth, Lampasas (1977-78)  
Tina Foxhall, Memphis (1976, 78)



Lisa McCloskey - Montgomery





# RECORDBOOK

## 6A

### INDIVIDUAL

#### Low First Round

1	-7(65)	Ellie Szeryk, Allen, 2017
	-7(65)	Jennifer Bartley, Houston Stratford, 1993
3	-6(66)	Holly Carriken, SA Churchill, 1994
4	-5(67)	Kaitlyn Papp, Austin Lake Travis, 2017
	-5(67)	Jennifer Turner, RR Westwood, 1989
6	-4	10 players tied

#### Low Second Round

1	-7(64)	Christi Cano, San Antonio Edison, 1998
2	-6(66)	Libby Winans, Plano East, 2018
	-6(66)	Portland Rosen, FB Clements, 2009
4	-5(65)	Maddie Szeryk, Allen, 2014
	-5(67)	Taylor Coleman, SA Johnson, 2013
	-5(67)	Holly Carriker, SA Churchill, 1993
7	-4(67)	Ashley Knoll, The Woodlands, 2003
	-4(67)	Lori Sutherland, Duncanville, 1998
9	-4(68)	Four players tied

#### Low Final Score

1	-9(135)	Libby Winans, Plano East, 2018
2	-8(134)	Christi Cano, SA Edison, 1998
3	-7(137)	Kaitlyn Papp, Austin Lake Travis, 2017
	-7(137)	Portland Rosen, FB Clements, 2009
5	-6(138)	Swetha Sathish, Austin Vandegrift, 2024
	-6(138)	Anne Chen, FB Clements, 2018
	-6(138)	Taylor Coleman, SA Johnson, 2013
8	-5	Five players tied

#### Margin of Victory

1	14	Kim Bauer, Conroe, 1977
2	12	Jennifer Turner, RR Westwood, 1989
3	7	Ginny Brown, Austin Westlake, 2005
	7	Wendy Ward, San Antonio Roosevelt, 1991
	7	Viveca Vandergriff, Arlington, 1980
	7	Rae Rothfelder, Haltom, 1979
7	5	Six players tied

### TEAM

#### Low First Round

1	-1(287)	Austin Lake Travis, 2016
2	E(288)	Austin Lake Travis, 2017
3	+1(289)	Austin Vandegrift, 2023
	+1(289)	Austin Westlake, 2019
5	+2(286)	San Antonio Churchill, 1997
	+2(288)	Austin Westlake, 2018
7	+4(288)	Houston Clear Lake, 2007
	+4(288)	San Antonio Churchill, 1998
	+4(292)	Humble Kingwood, 2023
10	+6	Four teams tied

#### Low Second Round

1	-2(282)	Conroe The Woodlands, 2003
2	E(288)	Austin Westlake, 2019
3	+1(289)	Austin Vandegrift, 2024
4	+2(290)	San Antonio Reagan, 2022
	+2(286)	San Antonio Churchill, 1998
6	+4(292)	Austin Lake Travis, 2017
7	+5(293)	Austin Vandegrift, 2023
	+5(293)	Conroe The Woodlands, 2023
	+5(293)	Austin Lake Travis, 2016
10	+6(286)	Four teams tied

#### Low Final Score

1	+1(577)	Austin Westlake, 2019
2	+4(580)	Austin Lake Travis, 2017
	+4(580)	Austin Lake Travis, 2016
4	+6(574)	San Antonio Churchill, 1998
	+6(582)	Austin Vandegrift, 2023
6	+7(575)	Conroe The Woodlands, 2003
7	+8(584)	San Antonio Reagan, 2022
8	+10(586)	Austin Vandegrift, 2024
9	+12(588)	Humble Kingwood, 2023
10	+13(589)	Two teams tied

#### Margin of Victory

1	47	Conroe The Woodlands, 2003
	47	Fort Bend Dulles, 1979
3	43	Austin Crockett, 1978
4	41	Round Rock Westwood, 1991
5	33	Round Rock Westwood, 1989
6	29	Allen, 2014
	29	Allen, 2005
	29	San Antonio Churchill, 1999
9	28	Houston Clear Lake, 2007
	28	Round Rock Westwood, 1982

## 5A

### INDIVIDUAL

#### Low First Round

1	-7(65)	Tarini Bhoga, Frisco Centennial, 2024
2	-6(66)	Farah O'Keefe, Austin Anderson, 2022
3	-5(67)	Kelli Kuehne, Highland Park, 1994
	-5(67)	Amanda Workman, Bastrop, 1994
5	-4(67)	Lisa McCloskey, Montgomery, 2006
	-4(67)	Brooke Shelton, Highland Park, 2001
	-4(68)	Charlee Thacker, Amarillo, 2024
	-4(68)	Mason Lewis, Granbury, 2021
	-4(68)	Summer Lee, Frisco Lebanon Trail, 2021
	-4(68)	Lisa McCloskey, Montgomery, 2008

#### Low Second Round

1	-6(64)	Grace Choi, Dallas Wilson, 2013
2	-5(66)	Christi Cano, San Antonio Edison, 1999
3	-3(68)	Abby Oberthier, Montgomery, 2007
	-3(69)	Dresden Bounds, Comal Pieper, 2024
	-3(69)	Emmy Tran, Leander, 2022

6 -2

18 players tied

#### Low Final Score

1	-8(132)	Grace Choi, Dallas Wilson, 2013
	-8(136)	Tarini Bhoga, Frisco Centennial, 2024
	-8(136)	Farah O'Keefe, Auastin Anderson, 2022
4	-6(138)	Dresden Bounds, Comal Pieper, 2024
	-6(138)	Lisa McCloskey, Montgomery, 2008
6	-5(137)	Christi Cano, San Antonio Edison, 1999
7	-4(140)	Mason Lewis, Granbury, 2021
8	-3(139)	Laura Cross, Midlothian, 2003
	-3(141)	Julia Vollmer, SA Alamo Heights, 2022
	-3(141)	Tiffany Cao, Midlothian, 2021

#### Margin of Victory

1	17	Patty Gustafson, Brenham, 1976
2	16	Linda Hunt, Boling, 1975
3	12	Grace Choi, Dallas Wilson, 2013
4	11	Barbie Blackwell, Conroe Oakridge, 1988
	11	Kelli Kifer, Dallas Seagoville, 1986
6	9	Lisa McCloskey, Montgomery, 2008
9	9	Kelli Kuehne, Dallas Highland Park, 1994
9	9	Kelli Kuehne, Dallas Highland Park, 1993
9	7	Three players tied

### TEAM

#### Low First Round

1	+9(297)	Humble Kingwood Park, 2015
2	+10(298)	SA Alamo Heights, 2022
3	+11(299)	SA Alamo Heights, 2024
4	+12(296)	Montgomery, 2006
	+12(300)	Frisco Lebanon Trail, 2021
6	+14(302)	Frisco Centennial, 2024
	+14(302)	SA Alamo Heights, 2023
	+14(302)	Bastrop, 1994
9	+15(303)	Boerne Champion, 2021
	+15(303)	Humble Kingwood Park, 2016

#### Low Second Round

1	+7(295)	Austin Anderson, 2022
2	+13(301)	Montgomery, 2010
3	+14(302)	SA Alamo Heights, 2024
4	+15(299)	Montgomery, 2007
	+15(303)	Frisco Centennial, 2024
	+15(303)	SA Alamo Heights, 2023
	+15(303)	SA Alamo Heights, 2022
	+15(303)	Bastrop, 1993
9	+17(305)	SA Alamo Heights, 2021
	+17(305)	Humble Kingwood Park, 2016

#### Low Final Score

1	+24(600)	Austin Anderson, 2022
2	+25(601)	SA Alamo Heights, 2024
	+25(601)	SA Alamo Heights, 2022
4	+29(605)	Frisco Centennial, 2024
	+29(605)	SA Alamo Heights, 2023



# GIRLS GOLF

## RECORDBOOK

6	+32(608)	Humble Kingwood Park, 2016
7	+33(609)	SA Alamo Heights, 2021
8	+37(613)	Montgomery, 2021
9	+38(606)	Montgomery, 2007
10	+40(616)	Two teams tied

### Margin of Victory

1	106	Kerrville Tivy, 1981
2	68	Brenham, 1983
3	64	Belton, 1988
4	53	Andrews, 1991
5	51	Humble Kingwood Park, 2016
6	49	Andrews, 1990
7	38	San Antonio East Central, 1975
8	36	Humble Kingwood Park, 2015
	36	Kerrville Tivy, 1980
10	32	Two teams tied

## 4A

### INDIVIDUAL

#### Low First Round

1	-9(62)	Bohyun Park, Carrollton Ranchview, 2019
2	-5(67)	Bohyun Park, Carrollton Ranchview, 2018
3	-4(67)	Bohyun Park, Carrollton Ranchview, 2021
	-4(68)	Alexandra Hileman, Sunnyvale, 2022
5	-2(70)	Annie Whitehead, Lumberton, 2024
	-2(70)	Maddi Olson, Abilene Wylie, 2017
7	-1(71)	Hannah Antunes, China Spring, 2024
8	E	Nine players tied

#### Low Second Round

1	-7(64)	Bohyun Park, Carrollton Ranchview, 2019
2	-5(67)	Gracie Smith, Bullard, 2024
3	-2(70)	Bohyun Park, Carrollton Ranchview, 2018
	-2(70)	Alexandria Smith, Decatur, 2007
5	-1(69)	Shawnee Allen, La Vernia, 2015
	-1(71)	Alex Hileman, Sunnyvale, 2024
	-1(71)	Brooke Irion, Bridgeport, 2017
8	E	Six players tied

#### Low Final Score

1	-16(126)	Bohyun Park, Carrollton Ranchview, 2019
2	-7(137)	Bohyun Park, Carrollton Ranchview, 2018
3	-3(141)	Gracie Smith, Bullard, 2024
4	E(144)	Alex Hileman, Sunnyvale, 2024
	E(144)	Alex Hileman, Sunnyvale, 2022
6	+2(144)	Addison Long, Andrews, 2008
	+2(146)	Maddi Olson, Abilene Wylie, 2017
	+2(146)	Ashley Watkins, Sealy, 2006
7	+3(147)	Three players tied

### Margin of Victory

1	25	Rebecca Bradley, Pollock Central, 1980
2	24	Bohyun Park, Carrollton Ranchview, 2019
3	16	Rebecca Sims, Texark. Pleasant Grove, 1987
4	14	Ali Brewer, Crockett, 1996

14		Patsy Baxter, Boerne, 1984
6	13	Bohyun Park, Carrollton Ranchview, 2018
	13	Sheila Oldfield, Bastrop, 1977
8	11	Bohyun Park, Carrollton Ranchview, 2021
	11	Rebecca Bradley, Pollock Central, 1979
10	9	Two players tied

### TEAM

#### Low First Round

1	+9(297)	Andrews, 2024
	+21(305)	Monahans, 2009
	+21(305)	Andrews, 2008
	+21(309)	Andrews, 2023
5	+27(315)	Midlothian Heritage, 2022
	+27(315)	Andrews, 2014
7	+28(312)	Andrews, 2011
	+28(316)	Andrews, 2012
9	+29	Three teams tied

#### Low Second Round

1	+15(303)	Argyle, 2022
2	+20(308)	Snyder, 2006
3	+21(309)	Andrews, 2024
4	+22(302)	Andrews, 2016
	+22(306)	Andrews, 2011
6	+26(314)	Andrews, 2017
7	+27(315)	Andrews, 2023
	+27(315)	Andrews, 2013
9	+30(318)	Breckenridge, 2000
10	+31	Four teams tied

#### Low Final Score

1	+30(606)	Andrews, 2024
	+43(623)	Andrews, 2016
3	+44(620)	Argyle, 2022
4	+48(624)	Andrews, 2023
	+50(618)	Andrews, 2011
6	+52(620)	Monahans, 2009
	+52(620)	Andrews, 2008
8	+57(633)	Snyder, 2006
9	+60(636)	Midlothian Heritage, 2022
	+60(636)	Breckenridge, 2000

### Margin of Victory

1	80	Andrews, 2014
2	63	Andrews, 2017
3	56	Yoakum, 1992
4	53	China Spring, 1998
5	52	Andrews, 2015
6	49	Andrews, 2016
7	48	Boling, 1982
8	45	Andrews, 2013
9	43	Andrews, 2024
10	42	Two teams tied

## 3A

### INDIVIDUAL

#### Low First Round

1	-2(69)	Lauren Romines, Callisburg, 2009
2	-1(70)	Shelby Hardy, San Saba, 2008
	-1(71)	Shay West, Wall, 2022
4	E(71)	Elizabeth Chavarria, Sonora, 2012
	E(71)	Emily Fuchs, Cameron Yoe, 2012
	E(72)	Ally Reily, Pottsboro, 2022
7	+1	Six players tied

#### Low Second Round

1	-2(69)	Sydney Williams, Melissa, 2012
2	-1(71)	Kelsey Kirkpatrick, Alba-Golden, 2007
3	E(71)	Cathryn Uselton, Peaster, 1999
	E(72)	Katie Hart, Mt. Pleasant Chapel Hill, 2023
	E(72)	Shelby Hardy, San Saba, 2007
5	+1(72)	Ann Holcomb, Crockett, 2012
	+1(72)	Shelby Hardy, San Saba, 2008
	+1(73)	Peyton Hull, Peaster, 2022
	+1(73)	Kyla Whittley, Wall, 2006
9	+2	Seven players tied

#### Low Final Score

1	E(142)	Shelby Hardy, San Saba, 2008
2	+1(145)	Kelsey Kirkpatrick, Alba-Golden, 2007
3	+2(144)	Lauren Romines, Callisburg, 2009
	+2(146)	Katie Hart, Mt. Pleasant Chapel Hill, 2023
5	+3	Seven players tied

### Margin of Victory

1	17	Laura Rolf, Boling, 1991
2	16	Sorrel Richman, China Spring, 1993
3	15	Tina Foxhall, Memphis, 1978
4	14	Kyla Whittley, Wall, 2005
5	10	Kelli McKandless, Hamilton, 2000
	10	Jennifer Faulkenberry, Callisburg, 1997
7	8	Jennifer Faulkenberry, Callisburg, 1995
	8	Cindy Haley, Bullard, 1985
9	7	Four players tied


### TEAM

#### Low First Round

1	+24(312)	Wall, 2022
2	+34(318)	Sonora, 2012
3	+35(319)	Wall, 2009
4	+37(321)	Callisburg, 2009
5	+38(322)	Wall, 2008
6	+44(332)	Wall, 2023
	+44(332)	Wall, 2007
8	+50(334)	Sonora, 2014
9	+51(339)	Odessa Compass Aad., 2024
	+51(339)	Odessa Compass Aad., 2023

#### Low Second Round

1	+30(314)	Melissa, 2012
---	----------	---------------



Grapeland - 2019 Conference 2A Girls Golf Team Champions

2	+31(315)	Sonora, 2012
	+31(319)	Wall, 2022
4	+39(327)	Wall, 2007
5	+40(324)	Wall, 2009
6	+43(327)	Cameron Yoe, 2012
7	+46(334)	Hamilton, 2001
8	+47(335)	McGregor, 2019
9	+49(333)	Wall, 2008
	+49(337)	Salado, 2003

Low Final Score

1	+55(631)	Wall, 2022
2	+65(633)	Sonora, 2012
3	+75(643)	Wall, 2009
4	+83(659)	Wall, 2008
5	+87(655)	Melissa, 2012
	+87(655)	Wall, 2008
7	+97(665)	Callisburg, 2009
8	+98(674)	Wall, 2023
9	+99(667)	Sonora, 2014
10	+101(677)	Odessa Compass Aad., 2024

Margin of Victory

1	102	Farwell, 1976
2	88	Bullard, 1985
	88	Bullard, 1984
4	86	Hamilton, 2000
5	78	Wall, 2022
	78	Farwell, 1977
7	72	Wall, 2021
8	69	Lago Vista, 2004
9	68	Sonora, 2014
10	66	Hamilton, 2001

**2A**

**INDIVIDUAL**

Low First Round

1	-2(69)	Mia Nixon, Martin's Mill, 2022
	-2(70)	Gabriella Dominguez, Chilton, 2009
	-2(70)	Gabriella Dominguez, Chilton, 2008
4	-1(70)	Mia Nixon, Martin's Mill, 2019
5	E(71)	Hannah Nimmo, Wolfe City, 2022
	E(72)	Sarah Fulfer, Huckabay, 2009
	E(72)	Brittany Smith, Petrolia, 2008
	E(72)	Emily Wharton, Martin's Mill, 2008
	E(72)	Heather Basford, Vega, 1998
10	+1	Six players tied

Low Second Round

1	-5(67)	Gabriella Dominguez, Chilton, 2009
2	-4(67)	Mia Nixon, Martin's Mill, 2022
3	-3(68)	Gabriella Dominguez, Chilton, 2007
4	-2(70)	Sarah Fulfer, Huckabay, 2010
	-2(70)	Gabriella Dominguez, Chilton, 2008
6	-1(70)	Ella Olivarez, Crawford, 2024
7	E(71)	Ainsley Burns, Mason, 2024
	E(72)	Brittany Smith, Petrolia, 2008
	E(72)	Emily Wharton, Martin's Mill, 2008
10	+1	Three players tied

Low Final Score

1	-7(137)	Gabriella Dominguez, Chilton, 2009
2	-6(136)	Mia Nixon, Martin's Mill, 2022
3	-4(140)	Gabriella Dominguez, Chilton, 2008
4	E(142)	Mia Nixon, Martin's Mill, 2019
	E(144)	Sarah Fulfer, Huckabay, 2010
	E(144)	Brittany Smith, Petrolia, 2008
7	+1(143)	Gabriella Dominguez, Chilton, 2007
	+1(145)	Sarah Fulfer, Huckabay, 2009
9	+5(147)	Katelin Berry, Stratford, 2019

+5(149)

Brittany Smith, Petrolia, 2009

Margin of Victory

1	33	Sabra Srader, Sundown, 1981
2	24	Lisa Crawford, Tenaha, 1987
3	23	Kay Linda Shive, Lago Vista, 1984
4	22	Cecilia Garbada, Flatonia, 1986
5	19	Lisa Crawford, Tenaha, 1989
6	18	Lisa Crawford, Tenaha, 1990
7	17	Mia Nixon, Martin's Mill, 2021
8	16	Linda Boggus, Lago Vista, 1982
9	15	Mia Nixon, Martin's Mill, 2022
10	13	Lisa Crawford, Tenaha, 1988

**TEAM**

Low First Round

1	+42(326)	Mason, 2024
2	+46(334)	Baird, 2002
3	+47(335)	Memphis, 2003
4	+50(334)	Mason, 2023
	+50(334)	Grapeland, 2019
6	+51(335)	Martin's Mill, 2019
7	+52(336)	Memphis, 2015
	+52(340)	Baird, 2005
9	+57(345)	Baird, 2010
	+57(345)	Baird, 2003

Low Second Round

1	+27(311)	Mason, 2024
2	+31(315)	Grapeland, 2019
3	+32(320)	Martin's Mill, 2008
4	+50(334)	Mason, 2023
	+50(334)	Martin's Mill, 2019
	+50(334)	Memphis, 2015
7	+51(339)	Baird, 2002
8	+53(337)	Memphis, 2012
	+53(341)	Throckmorton, 2003
10	+56(344)	Three teams tied

Low Final Score

1	+69(637)	Mason, 2024
2	+81(649)	Grapeland, 2019
3	+97(673)	Martin's Mill, 2008
	+97(673)	Baird, 2002
5	+100(668)	Mason, 2023
6	+101(669)	Martin's Mill, 2019
7	+102(670)	Memphis, 2015
8	+112(688)	Throckmorton, 2003
	+112(688)	Memphis, 2003
10	+113(689)	Baird, 2010

Margin of Victory

1	87	Martin's Mill, 2008
2	85	Mason, 2024
3	83	Booker, 1975
4	67	Mason, 2023





# GIRLS GOLF

## RECORDBOOK

5	59	Iraan, 1984
6	55	Santo, 1979
7	54	Wheeler, 1995
8	53	Booker, 1976
9	52	Booker, 1977
10	51	Santo, 1978

### 1A INDIVIDUAL

#### Low First Round

1	+4(75)	Marki Kinkade, Blanket, 2018
2	+6(77)	Shaley Goad, Briscoe Fort Elliott, 2016
3	+7(78)	Hannah Nimmo, Greenville Charter, 2019
	+7(78)	Skylar Mast, Richards, 2017
	+7(78)	Shaley Goad, Briscoe Fort Elliott, 2015
6	+8(79)	Skylar Mast, Richards, 2016
7	+9(80)	Sierra Jameson, Matador Motley Co., 2019
	+9(80)	Shaley Goad, Briscoe Fort Elliott, 2017
	+9(81)	Keegan Batla, Garden City, 2024
10	+10	Three players tied

#### Low Second Round

1	+4(75)	Shaley Goad, Briscoe Fort Elliott, 2016
2	+5(76)	Halee Jo Johnson, Happy, 2023
	+5(76)	Shaley Goad, Briscoe Fort Elliott, 2015
4	+6(77)	Marki Kinkade, Blanket, 2018
5	+8(79)	Skylar Mast, Richards, 2018
	+8(79)	Kristen Cox, Utopia, 2017
	+8(79)	Marki Kinkade, Blanket, 2017

	+8(79)	Marki Kinkade, Blanket, 2015
	+8(80)	Audrey Marler, Lenorah Grady, 2024
10	+9	Three players tied

#### Low Final Score

1	+10(152)	Marki Kinkade, Blanket, 2018
	+10(152)	Shaley Goad, Bris. Fort Elliott, 2016
3	+12(154)	Shaley Goad, Bris. Fort Elliott, 2015
4	+16(158)	Hannah Nimmo, Greenville Charter, 2019
5	+18(160)	Marki Kinkade, Blanket, 2017
6	+19(161)	Halee Jo Johnson, Happy, 2023
	+19(161)	Skylar Mast, Richards, 2017
	+19(161)	Marki Kinkade, Blanket, 2015
9	+21(165)	Rylee Wood, Garden City, 2024
	+21(165)	Audrey Marler, Lenorah Grady, 2024

#### Margin of Victory

1	13	Marki Kinkade, Blanket, 2018
	13	Shaley Goad, Briscoe Fort Elliott, 2016
3	12	Halee Jo Johnson, Happy, 2023
4	7	Hannah Nimmo, Greenville Charter, 2019
	7	Shaley Goad, Briscoe Fort Elliott, 2015
6	3	Mailey Goodman, Clyde Eula 2021
7	2	Halee Jo Johnson, Happy, 2022
8	1	Marki Kinkade, Blanket, 2017

### TEAM

#### Low First Round

1	+73(357)	Blanket, 2018
---	----------	---------------

2	+90(374)	Garden City, 2023
3	+98(382)	Blanket, 2017
4	+101(389)	Garden City, 2024
5	+106(390)	Veribest, 2023
	+106(390)	Robert Lee, 2022
7	+108(392)	Utopia, 2017
8	+111(395)	Utopia, 2016
9	+120(404)	Tioga, 2017
10	+121(405)	Four teams tied

#### Low Second Round

1	+72(356)	Garden City, 2023
2	+80(368)	Garden City, 2024
3	+90(374)	Blanket, 2017
4	+91(375)	Blanket, 2018
5	+98(382)	Veribest, 2023
6	+107(391)	Robert Lee, 2019
7	+109(393)	Utopia, 2017
8	+110(394)	Veribest, 2022
	+110(394)	Utopia, 2016
10	+115(399)	Blanket, 2016

#### Low Final Score


1	+162(730)	Garden City, 2023
2	+164(732)	Blanket, 2018
3	+181(757)	Garden City, 2024
4	+188(756)	Blanket, 2017
5	+204(772)	Veribest, 2023
6	+217(785)	Utopia, 2017
7	+221(789)	Utopia, 2016
8	+228(796)	Robert Lee, 2019
9	+230(798)	Robert Lee, 2022
10	+240(808)	Happy, 2017

#### Margin of Victory

1	100	Blanket, 2018
2	73	Garden City, 2024
3	42	Garden City, 2023
4	40	Utopia, 2016
5	29	Blanket, 2017
6	20	Robert Lee, 2019
7	17	Robert Lee, 2022
8	1	Robert Lee, 2021
1		Wink, 2015



Blanket - 2018 Conference 1A Girls Golf Team Champions



Austin Anderson - 2022 Conference 5A Girls Golf Team Champions

## 2024

May 6-7

### 6A-White Wing GC, Georgetown (Par 72:288)

#### TEAM

1 Austin Vandegrift	297-289=856 (+10)
2 San Antonio Reagan	294-297=591 (+15)
3 Coppell	305-297=602 (+26)

#### INDIVIDUALS

1 Swetha Sathish, Aus. Vandegrift	70-68=138 (-6)
2 Sydney Givens, Aus. Vandegrift	71-71=142 (-2)
3 Bella Flores, Humble Kingwood	72-71=143 (-1)
Isabel Emanuels, Austin Westlake	71-72=143 (-1)

### 5A-Legacy Hills GC, Georgetown (Par 72:288)

#### TEAM

1 SA Alamo Heights	299-302=601 (+25)
2 Frisco Centennial	302-303=605 (+29)
3 Amarillo	306-313=619 (+43)

#### INDIVIDUALS

1 Tarini Bhoga, Frisco Centennial	65-71=136 (-8)
2 Dresden Bounds, Comal Pieper	69-69=138 (-6)
3 Charlee Thacker, Amarillo	68-75=143 (-1)

### 4A-Legends GC, Kingsland (Par 72:288)

#### TEAM

1 Andrews	297-309=606 (+30)
2 Seminole	325-324=649 (+73)
3 Comal Davenport	318-332=650 (+74)

#### INDIVIDUALS

1 Gracie Smith, Bullard	74-67=141 (-3)
2 Alex Hileman, Sunnyvale	73-71=144 (E)
3 Avery Glanzer, FW Benbrook	72-75=147 (+3)
Natalie Nobles, Navasota	75-72=147 (+3)

### 3A-Shadow Glen GC, Manor (Par 72:288)

#### TEAM

1 Odessa Compass Academy	339-338=677 (+101)
2 Corpus Christi London	345-362=707 (+131)
3 Gunter	357-367=724 (+148)

#### INDIVIDUALS

1 Jordyn Cruz, Odessa Com. Acad.	79-74=153 (+9)
2 Ella Forner, Maypearl*	82-74=156 (+12)

3 Lauren Keimes, Gunter	75-81=156 (+12)
-------------------------	-----------------

### 2A-Lions Municipal GC, Austin (Par 71:284)

#### TEAM

1 Mason	326-311=637 (+69)
2 Crawford	368-354=722 (+154)
3 Wink	386-364=750 (+182)

#### INDIVIDUALS

1 Ashley Burns, Mason	78-71=149 (+7)
3 Avery Burns, Mason*	75-76=151 (+9)
3 Aubrey Hermesmeier, Goldthwaite	73-78=151 (+9)

### 1A-Crystal Falls GC, Leander (Par 72:288)

#### TEAM

1 Garden City	389-368=757 (+189)
2 Utopia	420-410=830 (+262)
3 Crowell	415-416=831 (+263)

#### INDIVIDUALS

1 Rylee Wood, Garden City*	84-81=165 (+11)
2 Audrey Marler, Lenorah Grady	85-80=165 (+11)
3 Kinsley Cox, Utopia	85-83=168 (+14)

## 2023

May 15-16

### 6A-Legacy Hills GC, Georgetown (Par 72:288)

#### TEAM

1 Austin Vandegrift	289-293=582 (+6)
2 Humble Kingwood	292-296=588 (+12)
3 Conroe The Woodlands	296-293=589 (+13)

#### INDIVIDUALS

1 Maelynn Kim, Katy Seven Lakes**	70-70=140 (-4)
2 Sydney Givens, Aus. Vandegrift*	68-72=140 (-4)
3 Kate Pickerell, Austin Lake Travis	68-72=140 (-4)

### 5A-White Wing GC, Georgetown (Par 72:288)

#### TEAM

1 SA Alamo Heights (Blue)	302-303=605 (+29)
2 Montgomery	306-311=617 (+41)
3 Montgomery Lake Creek	307-319=626 (+50)

#### INDIVIDUALS

1 Chloe Sirkin, Grapevine	72-70=142 (-2)
---------------------------	----------------

2 Presley Bolado, Comal Canyon	71-72=143 (-1)
3 Sayers Allen, Com. Smithson Valley	73-71=144 (E)

### 4A-Legends GC, Kingsland (Par 72:288)

#### TEAM

1 Andrews	309-315=624 (+48)
2 Canyon	340-326=666 (+90)
3 Comal Davenport	345-333=678 (+102)

#### INDIVIDUALS

1 Alex Hileman, Sunnyvale	75-73=148 (+4)
2 Hannah Antunes, China Spring*	75-76=151 (+7)
3 Faith Ann Chinn, Long. Spring Hill	75-76=151 (+7)

### 3A-Jimmy Clay GC, Austin (Par 72:288)

#### TEAM

1 Wall	332-342=674 (+98)
2 Odessa Compass Academy	339-340=679 (+103)
3 Gunter	351-363=714 (+138)

#### INDIVIDUALS

1 Katie Hart, Mt. Pleasant Chapel Hill	74-72=146 (+2)
2 Shay West, Wall**	73-76=149 (+4)
3 Payton Hull, Peaster	79-74=153 (+9)

### 2A-Lions Municipal GC, Austin (Par 71:284)

#### TEAM

1 Mason	334-334=668 (+100)
2 Crawford	376-359=735 (+167)
3 Memphis	379-376=755 (+187)

#### INDIVIDUALS

1 Ashley Burns, Mason	72-77=149 (+7)
3 Avery Burns, Mason	81-77=158 (+16)
3 Hanna Gaylor, Lipan	83-76=159 (+17)

### 1A-Plum Creek GC, Kyle (Par 71:284)

#### TEAM

1 Garden City	374-356=730 (+162)
2 Veribest	390-382=772 (+206)
3 Clyde Eula	432-427=859 (+291)

#### INDIVIDUALS

1 Hallee Jo Johnson, Happy	85-76=161 (+19)
2 Rylee Wood, Garden City*	89-84=173 (+31)
3 Karli Kinkade, Blanket	85-88=173 (+31)

## 2022

May 15-16

### 6A-Legacy Hills GC, Georgetown (Par 72:288)

#### TEAM

1 San Antonio Reagan	294-290=584 (+8)
2 Austin Vandegrift	298-297=595 (+19)
3 Southlake Carroll	303-294=597 (+21)

#### INDIVIDUALS

1 Sydney Givens, Aus. Vandegrift	70-73=143 (-1)
2 Jiyu Han, Round Rock	73-71=144 (E)
3 Ally Black, Austin Westlake	73-72=145 (+1)
Marissa Loya, SA Reagan	72-73=145 (+1)

### 5A-White Wing GC, Georgetown (Par 72:288)

#### TEAM

1 Austin Anderson	305-295=600 (+24)
2 SA Alamo Heights (Blue)	298-303=601 (+25)
3 SA Alamo Heights (Gold)	319-315=634 (+58)

#### INDIVIDUALS

1 Farrah O'Keefe, Aus. Anderson	66-70=136 (-8)
2 Julia Vollmer, SA Alamo Heights	69-72=141 (-3)





- 3 Sophie Biediger, Dal. High. Park 73-71=144 (E)  
Emmy Tran, Leander 75-69=144 (E)

**4A-Legends GC, Kingsland (Par 72:288)**

- TEAM**  
1 Argyle 317-303=620 (+44)  
2 Midlothian Heritage 315-321=636 (+60)  
3 Andrews 324-334=658 (+82)

- INDIVIDUALS**  
1 Alex Hileman, Sunnyvale 68-76=144 (E)  
2 Maddie Sanders, Midlo. Heritage\* 73-75=148 (+4)  
3 Mallory Matthews, Hondo 73-75=148 (+4)

**3A-Jimmy Clay GC, Austin (Par 72:288)**

- TEAM**  
1 Wall 312-319=631 (+55)  
2 Odessa Compass Academy 359-350=709 (+133)  
3 Gunter 359-361=720 (+144)

- INDIVIDUALS**  
1 Shay West, Wall\*\* 71-76=147 (+3)  
2 Alli Reily, Pottsboro\* 72-75=147 (+3)  
3 Katie Hart, Mt. Pleasant Chapel Hill 73-74=147 (+3)

**2A-Lions Municipal GC, Austin (Par 71:284)**

- TEAM**  
1 Mason 360-372=732 (+164)  
2 Goldthwaite 385-369=754 (+184)  
3 Normangee 375-382=757 (+187)

- INDIVIDUALS**  
1 Mia Nixon, Martin's Mill 69-67=136 (-6)  
2 Hannah Nimmo, Wolfe City 71-80=151 (+9)  
3 Avery Burns, Mason 79-82=161 (+19)

**1A-Plum Creek GC, Kyle (Par 71:284)**

- TEAM**  
1 Robert Lee 405-391=796 (+228)  
2 Veribest 421-394=815 (+247)  
3 Garden City 413-405=818 (+250)

- INDIVIDUALS**  
1 Halee Jo Johnson, Happy 81-86=167 (+25)  
2 Maris Pree Goodman, Clyde Eula 83-86=169 (+27)  
3 Kari Kinkade, Blanket 93-88=181 (+39)

**2021  
May 20-21**

**6A-Legacy Hills GC, Georgetown (Par 72:288)**

- TEAM**  
1 Lewisville Hebron 299-299=598 (+22)  
2 Austin Vandegrift 295-310=605 (+29)  
3 Austin Westlake 308-303=611 (+35)

- INDIVIDUALS**  
1 Ryann Honea, San Angelo Central 69-74=143 (-1)  
2 Meagan Winans, Plano East 75-69=144 (E)  
3 Mimi Burton, Austin Vandegrift\* 69-76=145 (+1)

**5A-White Wing GC, Georgetown (Par 72:288)**

- TEAM**  
1 San Antonio Alamo Heights 304-305=609 (+33)  
2 Montgomery 304-309=613 (+37)  
3 Boerne Champion 303-313=616 (+40)

- INDIVIDUALS**  
1 Mason Lewis, Granbury 68-72=140 (-4)  
2 Tiffany Cao, Midlothian 70-71=141 (-3)  
3 Julia Vollmer, SA Alamo Heights 70-72=142 (-2)

**4A-Plum Creek GC, Kyle (Par 71:284)\*27 holes**

- TEAM**  
1 Argyle\* 315-160=475 (+49)  
2 Andrews 326-149=475 (+49)  
3 Lampasas 317-160=477 (+51)

- INDIVIDUALS**  
1 Bohyun Park, Carrollton Ranchview 67-32=99 (-8)  
2 Mallory Matthews, Hondo 75-35=110 (+3)  
3 Kodi Nolen, Midlo. Heritage 73-38=111 (+4)

**3A-Shadow Glen GC, Manor (Par 72:288)**

- TEAM**  
1 Wall 353-343=696 (+120)  
2 McGregor 382-386=768 (+192)  
3 Caldwell 394-392=786 (+210)

- INDIVIDUALS**  
1 Katie Hart  
Mt. Pleasant Chapel Hill 74-80=154 (+10)  
2 Alli Reily, Pottsboro 76-79=155 (+11)  
3 Maggie Parmer, McGregor 77-83=160 (+16)

**2A-Legends GC, Kingsland (Par 72:288)\*27 holes**

- TEAM**  
1 Normangee 374-179=553 (+121)  
2 Mason 392-205=596 (+164)  
3 Crawford 408-209=617 (+185)

- INDIVIDUALS**  
1 Mia Nixon, Martin's Mill 73-31=104 (-4)  
2 Payton Berry, Stratford 83-38=121 (+13)  
Avery Burns, Mason 84-37=121 (+13)

**1A-Lighthouse CC, Kingsland (Par 71:284)\*27 holes**

- TEAM**  
1 Robert Lee 424-221=645 (+217)  
2 Clyde Eula 433-213=646 (+218)  
3 Veribest 428-227=655 (+227)

- INDIVIDUALS**  
1 Mailey Goodman, Clyde Eula 85-43=128 (+21)  
2 Cami Davidson, Blackwell 86-45=131 (+24)  
3 Hailey Abbott, Veribest 96-44=140 (+33)

**2020**

(Cancelled due to COVID-19 Pandemic)

**2019  
May 20-21**

**6A-Legacy Hills GC, Georgetown (Par 72:288)**

- TEAM**  
1 Austin Westlake 289-288=577 (+1)  
2 Plano West 303-294=597 (+21)  
3 Southlake Carroll 300-302=602 (+26)

- INDIVIDUALS**  
1 Trinity King, Arlington Martin 70-69=139 (-5)  
2 Zoe Slaughter, Houston Memorial\* 71-70=141 (-3)  
3 Sadie Englemann, Austin Westlake 69-72=141 (-3)  
Jennie Park, Lewisville Hebron 71-70=141 (-3)

**5A-White Wing GC, Georgetown (Par 72:288)**

- TEAM**  
1 Grapevine 308-314=622 (+46)  
2 Frisco Lebanon Trail 307-319=626 (+50)  
3 Magnolia 315-316=631 (+55)

- INDIVIDUALS**  
1 Maddi Olson, Abilene Wylie 73-70=143 (-1)  
2 Madison Phung, Frisco Lebanon Trail 72-72=144 (E)  
Gabriella Tomanka, Grapevine 73-71=144 (E)

**4A-Plum Creek GC, Kyle (Par 71:284)**

- TEAM**  
1 Andrews 319-330=649 (+81)  
2 Lampasas 340-338=678 (+110)  
3 Midlothian Heritage 346-337=683 (+115)

- INDIVIDUALS**  
1 Bohyun Park, Carr. Ranchview 62-64=126 (-16)  
2 Tristan Gabbard, Lamar Fulshear 74-76=150 (+8)  
3 Ozlyan Juarez, Monahans 78-73=151 (+9)

**3A-Grey Rock GC, Austin (Par 72:288)**

- TEAM**  
1 McGregor 357-335=692 (+116)  
2 Lago Vista 369-357=726 (+150)  
3 Callisburg 382-359=741 (+165)



Andrews - 2018 Conference 4A Girls Golf Team Champions





### INDIVIDUALS

1 Mason Garrett, Mt. Pleasant Chapel Hill	76-75=151 (+7)
2 Paige Gilstrap, McGregor	82-75=157 (+13)
3 Ida Hansen, Omaha Pewitt Maggie Parmer, McGregor	81-79=160 (+16) 83-77=160 (+16)

### 2A-Roy Kizer GC, Austin (Par 71:284)

#### TEAM

1 Grapeland	334-315=649 (+81)
2 Martin's Mill	335-334=669 (+101)
3 Normangee	361-370=731 (+163)

#### INDIVIDUALS

1 Mia Nixon, Martin's Mill	70-72=142 (E)
2 Katelin Berry, Stratford	75-72=147 (+5)
3 Maddie Barrinton, Olney Kenley Nixon, Martin's Mill	76-77=153 (+11) 77-76=153 (+11)

### 1A-Lions Municipal GC, Austin (Par 71:284)

#### TEAM

1 Robert Lee	405-391=796 (+228)
2 Clyde Eula	405-411=816 (+248)
3 Lenorah Grady	423-413=836 (+268)

#### INDIVIDUALS

1 Hannah Nimmo, Greenville Charter	78-80=158 (+16)
2 Sierra Jameson, Matador Motley County Kami Woodman, Channing	80-85=165 (+23) 85-80=165 (+23)

## 2018

### May 21-22

#### 6A-Legacy Hills GC, Georgetown (Par 72:288)

##### TEAM

1 Austin Westlake	290-299=589 (+13)
2 Austin Lake Travis*	309-295=604 (+28)
3 Conroe The Woodlands	303-301=604 (+28)

##### INDIVIDUALS

1 Libby Winans, Plano East	69-66=135 (-9)
2 Anne Chen, FB Clements	69-69=138 (-6)
3 Jennie Park, Lewisville Hebron	72-68=140 (-4)

#### 5A-White Wing GC, Georgetown (Par 72:288)

##### TEAM

1 Grapevine	305-315=620 (+44)
2 Mission Sharyland	324-320=644 (+68)
3 Midlothian	321-325=646 (+70)

##### INDIVIDUALS

1 Halle Whitney, Magnolia	71-72=143 (-1)
2 Jasmine Zhang, Midlothian	72-72=144 (E)
3 Gabriella Tomanka, Grapevine	69-76=145 (+1)

#### 4A-Apple Rock GC, Horseshoe Bay (Par 72:288)

##### TEAM

1 Andrews	317-327=644 (+68)
2 Frisco Lebanon Trail	342-333=675 (+99)
3 Abilene Wylie	338-340=678 (+102)

##### INDIVIDUALS

1 Bohyun Park, Carrollton Ranchview	67-70=137 (-7)
2 Madison Phung, Frisco Lebanon Trail	74-76=150 (+6)
3 Rachel Huffman, Andrews	73-80=153 (+9)

#### 3A-Grey Rock GC, Austin (Par 72:288)

##### TEAM

1 Ingram Moore	379-380=759 (+83)
----------------	-------------------

2 Rockdale	373-391=764 (+88)
3 Brock	394-383=777 (+101)

#### INDIVIDUALS

1 Lyndy Laurell, Rockdale	75-78=153 (+9)
2 Paige Gilstrap, McGregor	78-82=160 (+16)
3 Mason Garrett, Mt. Pleasant Chapel Hill	79-82=161 (+17)

### 2A-Roy Kizer GC, Austin (Par 71:284)

#### TEAM

1 Grapeland	345-344=689 (+113)
2 Normangee	366-348=714 (+138)
3 Vega	361-354=715 (+139)

#### INDIVIDUALS

1 Taylor Tomlinson, Christoval*	74-77=151 (+9)
2 Jillian Jones, Forsan	76-75=151 (+9)
3 Allie Joyce, Vega	79-78=157 (+15)

### 1A-Lions Municipal GC, Austin (Par 71:284)

#### TEAM

1 Blanket	357-375=732 (+64)
2 Robert Lee	424-408=832 (+164)
3 Happy	418-423=841 (+173)

#### INDIVIDUALS

1 Marki Kinkade, Blanket	75-77=152 (+10)
2 Skylar Mast, Richards	86-79=165 (+23)
3 Sierra Jameson, Matador Motley County	86-89=175 (+33)

## 2017

### May 15-16

#### 6A-Legacy Hills GC, Georgetown (Par 72:288)

##### TEAM

1 Austin Lake Travis	288-292=580 (+4)
2 Austin Westlake	297-294=591 (+15)
3 Allen	295-304=599 (+23)

##### INDIVIDUALS

1 Kaitlyn Papp, Austin Lake Travis	67-70=137 (-7)
2 Jackie Barry, Humble Kingwood	69-71=140 (-4)
3 Randi Romack, Austin Westlake	70-71=141 (-3)

#### 5A-Wolfdancer GC, Lost Pines (Par 72:288)

##### TEAM

1 Grapevine	320-308=628 (+52)
2 Humble Kingwood Park	326-327=653 (+77)
3 Magnolia	319-340=659 (+83)

##### INDIVIDUALS

1 Halle Whitney, Magnolia*	71-79=150 (+6)
2 Caitlyn Lindell, Mansfield Lake Ridge	74-76=150 (+6)
3 Gabriella Tomanka, Grapevine	78-73=151 (+7)

#### 4A-Slick Rock GC, Horseshoe Bay (Par 72:288)

##### TEAM

1 Andrews (Black)	334-314=648 (+72)
2 Seminole	357-354=711 (+135)
3 Andrews (Gold)	355-366=721 (+145)

##### INDIVIDUALS

1 Maddi Olson, Abilene Wylie	70-76=146 (+2)
2 Brooke Irion, Bridgeport	76-71=147 (+3)
3 Steelie Priest, Lorena	78-75=153 (+9)

#### 3A-Grey Rock GC, Austin (Par 72:288)

##### TEAM

1 Sonora	346-356=702 (+126)
----------	--------------------

2 Callisburg	367-361=728 (+152)
3 Rockdale	372-390=762 (+186)

#### INDIVIDUALS

1 Loren Nevers, Comfort	78-78=156 (+12)
2 Paige Gilstrap, McGregor	81-77=158 (+14)
3 Lyndy Laurell, Rockdale*	74-86=160 (+16)

### 2A-Roy Kizer GC, Austin (Par 71:284)

#### TEAM

1 Memphis	343-386=729 (+161)
2 Forsan	348-390=738 (+170)
3 Wellington	368-386=754 (+186)

#### INDIVIDUALS

1 Taylor Tomlinson, Christoval	76-76=152 (+10)
2 Jillian Jones, Forsan	79-78=157 (+15)
3 Maycee Blaydes, Memphis	77-85=162 (+20)

### 1A-Lions Municipal GC, Austin (Par 71:284)

#### TEAM

1 Blanket	382-374=756 (+188)
2 Utopia	392-393=785 (+217)
3 Happy	406-402=808 (+240)

#### INDIVIDUALS

1 Marki Kinkade, Blanket	81-79=160 (+18)
2 Skylar Mast, Richards	78-83=161 (+19)
3 Shaley Goad, Briscoe Ft. Elliott	80-84=164 (+22)

## 2016

### April 25-26 (2A, 4A-6A), April 27-28 (1A-3A)

#### 6A-Legacy Hills GC, Georgetown (Par 72:288)

##### TEAM

1 Austin Lake Travis	287-293=580 (+4)
2 Austin Westlake	311-296=607 (+31)
3 Montgomery	313-305=618 (+42)

##### INDIVIDUALS

1 Kristen Gillman, Austin Lake Travis	68-73=141 (-3)
2 Kennedy Swan, Austin Westlake	74-69=143 (-1)
3 Jennie Park, Lewisville Hebron	76-68=144 (E)

#### 5A-Wolfdancer GC, Lost Pines (Par 72:288)

##### TEAM

1 Humble Kingwood Park	303-305=608 (+32)
2 Austin Vandegriff	321-338=659 (+83)
3 Mission Sharyland	333-333=666 (+90)

##### INDIVIDUALS

1 Ava Schwienteck, Magnolia*	77-70=147 (+3)
2 Hannah Alberto, Humble Kingwood Park	72-75=147 (+3)
3 Ariana Saenz, Humble Kingwood Park	75-74=149 (+5)

#### 4A-Onion Creek CC, Austin (Par 70:280)

##### TEAM

1 Andrews	321-302=623 (+63)
2 Lampasas	344-328=672 (+112)
3 Wimberley	348-342=690 (+130)

##### INDIVIDUALS

1 Libby Walinder, Andrews*	77-70=147 (+7)
2 Brooke Nolte, Melissa	77-70=147 (+7)
3 Zoe Mayfield, Longview Spring Hill	71-78=149 (+9)

#### 3A-Grey Rock GC, Austin (Par 72:288)

##### TEAM

1 Sonora	359-363=722 (+146)
2 Childress	377-365=742 (+166)



# GIRLS GOLF

## YEAR-BY-YEAR RESULTS

3 Rockdale 379-369=748 (+172)

### INDIVIDUALS

1 Lyndy Laurell, Rockdale 85-80=165 (+21)  
 2 Darby Ramsdell, Sonora 87-84=171 (+27)  
 3 Kendalyn Ferguson, Childress 91-81=172 (+28)  
 Lauren Mekalip, Troup 87-85=172 (+28)

### 2A-Roy Kizer GC, Austin (Par 71:284)

#### TEAM

1 Wellington 349-368=717 (+149)  
 2 Memphis 346-380=726 (+158)  
 3 San Saba 393-395=788 (+220)

#### INDIVIDUALS

1 Breanna Smith, Petrolia 75-75=150 (+8)  
 2 Ashley Watts, Wellington 79-76=154 (+12)  
 3 Renee Molloy, Memphis 77-83=160 (+18)

### 1A-Lions Municipal GC, Austin (Par 71:284)

#### TEAM

1 Utopia 395-394=789 (+121)  
 2 Robert Lee 418-411=829 (+161)  
 3 Tioga 423-414=837 (+169)

#### INDIVIDUALS

1 Shaley Goad, Briscoe Ft. Elliott 77-75=152 (+10)  
 2 Skylar Mast, Richards 79-86=165 (+23)  
 3 Kristen Cox, Utopia 87-85=172 (+30)

## 2015

### April 27-28 (3A-6A), April 29-30 (1A-2A)

#### 6A-Legacy Hills GC, Georgetown (Par 72:288)

##### TEAM

1 Austin Lake Travis 295-305=600 (+24)  
 2 Coppel 310-298=608 (+32)  
 3 Montgomery 304-308=612 (+36)

##### INDIVIDUALS

1 Hailee Cooper, Montgomery 68-73=141 (-3)  
 2 Kaitlyn Papp, Austin Lake Travis 70-73=143 (-1)  
 3 Kristen Gillman, Austin Lake Travis 72-72=144 (E)

#### 5A-Wolfdancer GC, Lost Pines (Par 72:288)

##### TEAM

1 Humble Kingwood Park 297-319=616 (+40)  
 2 Aledo 324-328=652 (+76)  
 3 Austin Vandegriff 324-335=659 (+83)

##### INDIVIDUALS

1 Cheyenne Knight, Aledo 70-73=143 (-1)  
 2 Brielle Ward, Frisco Wakeland 72-72=144 (E)  
 3 Hanna Alberto, Humble Kingwood Park 70-77=147 (+3)

#### 4A-Onion Creek CC, Austin (Par 70:280)

##### TEAM

1 Andrews 320-321=641 (+81)  
 2 Snyder 349-344=693 (+133)  
 3 Lampasas 354-345=699 (+139)

##### INDIVIDUALS

1 Shawnee Allen, La Vernia 78-69=147 (+7)  
 2 Hailey Burgen, Andrews 72-76=148 (+8)  
 3 Lauren Cox, Little Cypress-Mauriceville 76-76=152 (+12)

#### 3A-Grey Rock GC, Austin (Par 72:288)

##### TEAM

1 Sonora 383-374=757 (+81)  
 2 Comfort 388-386=774 (+98)

3 Childress 397-410=807 (+131)

### INDIVIDUALS

1 Darby Ramsdell, Sonora 80-84=164 (+20)  
 2 Summer Pearson, Shallowater\* 85-83=168 (+24)  
 3 Landry Allyn, Tuscola Jim Ned 89-79=168 (+24)

### 2A-Roy Kizer GC, Austin (Par 71:284)

#### TEAM

1 Memphis 336-334=670 (+102)  
 2 Wellington 349-360=703 (+135)  
 3 San Saba 371-374=745 (+177)

#### INDIVIDUALS

1 Shelby Cmerek, Miles\* 77-79=156 (+14)  
 2 Casey Monzingo, Memphis 78-78=156 (+14)  
 3 Renee Molloy, Memphis 77-80=157 (+15)

### 1A-Lions Municipal GC, Austin (Par 71:284)

#### TEAM

1 Wink 405-417=822 (+154)  
 2 Utopia 419-404=823 (+155)  
 3 Leakey 431-425=856 (+188)

#### INDIVIDUALS

1 Shaley Goad, Briscoe Ft. Elliott 78-76=154 (+12)  
 2 Marki Kinkade, Blanket 82-79=161 (+19)  
 3 Emily Waller, Baird 88-85=173 (+31)

## 2014

### April 28-29 (3A-5A), April 30-May 1 (1A-2A)

#### 5A-Onion Creek CC, Austin (Par 70:280)

##### TEAM

1 Allen 288-286=574 (+14)  
 2 Austin Lake Travis 306-297=603 (+43)  
 3 Conroe The Woodlands 310-297=607 (+47)

##### INDIVIDUALS

1 Maddie Szeryk, Allen 70-65=135 (-5)  
 2 Kristen Gillman, Austin Lake Travis 69-68=137 (-3)  
 3 Julie Houston, Allen 69-73=142 (+2)

#### 4A-UT Golf Club, Austin (Par 72:288)

##### TEAM

1 Huntsville 318-328=646 (+70)  
 2 Montgomery 325-331=656 (+80)  
 3 Humble Kingwood Park 330-331=661 (+85)

##### INDIVIDUALS

1 Cheyenne Knight, Aledo 74-70=144 (E)  
 2 Courtney Tibiletti, Huntsville 76-72=148 (+4)  
 3 Devin Edwards, Frisco Liberty 78-77=155 (+11)

#### 3A-Wolfdancer GC, Lost Pines (Par 72:288)

##### TEAM

1 Andrews 315-324=639 (+63)  
 2 Snyder 360-359=719 (+143)  
 3 Monahans 382-379=761 (+185)

##### INDIVIDUALS

1 Shawnee Allen, La Vernia 72-77=149 (+5)  
 2 Sarah Black, Andrews 78-75=153 (+9)  
 3 Kalli Jennings, Andrews 78-79=155 (+11)

#### 2A-Roy Kizer GC, Austin (Par 71:284)

##### TEAM

1 Sonora 334-333=667 (+99)  
 2 Salado 377-358=735 (+167)  
 3 East Bernard 372-364=736 (+168)

##### INDIVIDUALS

1 Kate Rimer, East Bernard 78-75=153 (+11)

2 Lariat Adams, Muleshoe 81-77=158 (+16)

3 Darby Ramsdell, Sonora 80-79=159 (+17)

### 1A-Lions Municipal GC, Austin (Par 71:284)

#### TEAM

1 Weimar 363-369=732 (+164)  
 2 Memphis 375-365=740 (+172)  
 3 Muenster 392-391=783 (+215)

#### INDIVIDUALS

1 Breanna Smith, Petrolia 74-78=152 (+10)  
 2 Erin Hess, Muenster\* 79-77=156 (+14)  
 3 Kristie Guerrero, Weimar 77-79=156 (+14)

## 2013

### April 29-30 (4A-5A), May 2-3 (1A-3A)

#### 5A-Morris Williams GC, Austin (Par 72:288)

##### TEAM

1 Austin Lake Travis 299-299=598 (+22)  
 2 Austin Westlake 302-303=605 (+29)  
 3 San Antonio Johnson 312-302=614 (+38)

##### INDIVIDUALS

1 Taylor Coleman, SA Johnson 71-67=138 (-6)  
 2 Sierra Sims, Austin Westlake 72-69=141 (-3)  
 3 Maddie Szeryk, Allen 69-73=142 (-2)

#### 4A-Onion Creek CC, Austin (Par 70:280)

##### TEAM

1 Northwest Nelson 316-305=621 (+61)  
 2 Montgomery 321-304=625 (+65)  
 3 Cedar Park 323-323=646 (+86)

##### INDIVIDUALS

1 Grace Choi, Dallas Wilson 68-64=132 (-8)  
 2 Maty Monzingo, Northwest Nelson\* 72-72=144 (+4)  
 3 Dana Clary, Cedar Park 71-73=144 (+4)

#### 3A-Jimmy Clay GC, Austin (Par 72:288)

##### TEAM

1 Andrews 337-315=652 (+76)  
 2 Snyder 339-358=697 (+121)  
 3 Gatesville 343-355=698 (+122)

##### INDIVIDUALS

1 Sarah Moore, Burkburnett 81-73=154 (+10)  
 2 Sarah Black, Andrews 85-74=159 (+15)  
 3 Hailey Burgen, Andrews 78-82=160 (+16)

#### 2A-Roy Kizer GC, Austin (Par 71:284)

##### TEAM

1 Salado 355-364=719 (+151)  
 2 Sonora 379-370=749 (+181)  
 3 Tuscola Jim Ned 376-377=753 (+185)

##### INDIVIDUALS

1 Kate Rimer, East Bernard 77-75=152 (+10)  
 2 Meredith Ward, Salado\* 80-76=156 (+14)  
 3 Emily Taylor, Howe 82-74=156 (+14)

### 1A-Lions Municipal GC, Austin (Par 71:284)

#### TEAM

1 Memphis 351-344=695 (+127)  
 2 Grapeland 387-356=743 (+175)  
 3 Weimar 387-383=770 (+202)

#### INDIVIDUALS

1 April Bennett, Memphis 78-80=158 (+16)  
 2 Kristie Guerrero, Weimar 84-76=160 (+18)  
 3 London Steele, Archer City 85-77=162 (+20)





Houston Clear Lake - 2007 Conference 5A Girls Golf Team Champions

**2012**  
**April 30-May 1 (4A-5A), May 3-4 (1A-3A)**  
**5A-Onion Creek CC, Austin (Par 70:280)**

**TEAM**

1 Allen	288-293=581 (+21)
2 Conroe The Woodlands	291-301=592 (+32)
3 Austin Westlake	302-302=604 (+44)

**INDIVIDUALS**

1 Sierra Sims, Austin Westlake	67-70=137 (-3)
2 Maddie Szeryk, Allen	66-72=138 (-2)
3 MariJosse Navarro, SA Reagan	75-68=143 (+3)

**4A-Jimmy Clay GC, Austin (Par 72:288)**

**TEAM**

1 Montgomery	310-312=622 (+46)
2 Northwest Nelson	316-309=625 (+49)
3 Austin Lake Travis	315-316=631 (+55)

**INDIVIDUALS**

1 Lindsey McCurdy, Buda Hays	69-73=142 (-2)
2 Maty Monzingo, Northwest Nelson	73-70=143 (-1)
3 Grace Choi, Dallas Wilson	76-71=147 (+3)

**3A-Jimmy Clay GC, Austin (Par 72:288)**

**TEAM**

1 Andrews	316-322=638 (+62)
2 Lampasas	333-347=680 (+104)
3 Gatesville	353-339=692 (+116)

**INDIVIDUALS**

1 Sarah Moore, Burkburnett	79-74=153 (+9)
2 Whitee Woods, Andrews	78-77=155 (+11)
3 McKenzie Long, Andrews*	81-76=157 (+13)

**2A-Roy Kizer GC, Austin (Par 71:284)**

**TEAM**

1 Sonora	318-315=633 (+55)
2 Melissa	341-314=655 (+77)
3 Cameron Yoe	347-327=674 (+96)

**INDIVIDUALS**

1 Sydney Williams, Melissa*	76-69=145 (+3)
2 Elizabeth Chavarria, Sonora	71-74=145 (+3)
3 Emily Fuchs, Cameron Yoe	71-76=147 (+5)

**1A-Lions Municipal GC, Austin (Par 71:284)**

**TEAM**

1 Memphis	348-337=685 (+117)
2 Grapeland	372-352=724 (+156)
3 Gruver	400-395=795 (+227)

**INDIVIDUALS**

1 April Barnett, Memphis	79-82=161 (+19)
2 Erin Hess, Muenster*	82-80=162 (+20)
3 Mandy Mayo, Paducah	82-80=162 (+20)

**2011**  
**May 9-10 (1A, 2A, 4A), May 12-13 (3A, 5A)**  
**5A-Jimmy Clay GC, Austin (Par 72:288)**

**TEAM**

1 Austin Westlake	294-297=591 (+15)
2 El Paso Eastwood	298-308=606 (+30)
3 Allen	301-306=607 (+31)

**INDIVIDUALS**

1 Sierra Sims, Austin Westlake	71-68=139 (-5)
2 Alexia Heist, El Paso Eastwood*	69-73=142 (-2)
3 Maddie Szeryk, Allen	71-71=142 (-2)

**4A-Jimmy Clay GC, Austin (Par 72:288)**

**TEAM**

1 Montgomery	310-307=617 (+41)
2 Austin Lake Travis	316-312=628 (+52)
3 Comal Smithson Valley	320-316=636 (+60)

**INDIVIDUALS**

1 Kendall Anderson, Magnolia	77-71=148 (+4)
2 April McCoy, Carrollton Creekview	79-71=150 (+6)
3 Abby Corson, Montgomery*	77-74=151 (+7)

**3A-Roy Kizer GC, Austin (Par 71:284)**

**TEAM**

1 Andrews	312-306=618 (+50)
2 Burkburnett	328-330=658 (+90)
3 Lampasas	329-355=684 (+116)

**INDIVIDUALS**

1 Sarah Black, Andrews*	75-73=148 (+6)
2 Taylor O'Rear, Salado	71-77=148 (+6)

3 Brenna Moore, Burkburnett 73-77=150 (+8)

**2A-Roy Kizer GC, Austin (Par 71:284)**

**TEAM**

1 Tuscola Jim Ned	372-366=738 (+70)
2 Cameron Yoe	385-356=741 (+73)
3 Kermit	368-375=743 (+75)

**INDIVIDUALS**

1 Elizabeth Chavarria, Sonora	75-75=150 (+8)
2 Macie Seeker, Melissa	78-74=152 (+10)
3 Sydney Williams, Melissa	78-76=154 (+12)

**1A-Morris Williams GC, Austin (Par 72:288)**

**TEAM**

1 Baird	352-358=710 (+134)
2 Grapeland	373-358=731 (+155)
3 Memphis	375-376=751 (+175)

**INDIVIDUALS**

1 Alex Neal, Baird	73-79=152 (+8)
2 Mandy Mayo, Paducah	76-84=160 (+16)
3 Emily Williams, Martin's Mill	84-77=161 (+17)

**2010**  
**May 10-11 (1A, 2A, 4A), May 13-14 (3A, 5A)**  
**5A-Jimmy Clay GC, Austin (Par 72:288) \*27 holes**

**TEAM**

1 Austin Westlake	302-154=456
2 Allen	306-157=463
3 Conroe The Woodlands	311-157=468

**INDIVIDUALS**

1 Mercedes Rios, Colleyville Heritage	72-36=108
2 Casey Grice, A&M Consolidated	68-41=109
Marissa Dodd, Allen	70-39=109

**4A-Jimmy Clay GC, Austin (Par 72:288)**

**TEAM**

1 Montgomery	319-301=620 (+44)
2 Austin Lake Travis	318-309=627 (+51)
3 Dallas Highland Park	337-337=674 (+98)

**INDIVIDUALS**

1 Taylor Newlin, Frisco Wakeland	72-72=144 (E)
2 Elena Warren, Del Valle	72-74=146 (+2)
3 Marissa Bransburg, Montgomery	75-73=148 (+4)

**3A-Roy Kizer GC, Austin (Par 71:284) \*27 holes**

**TEAM**

1 Monahans	314-165=479
2 China Spring	331-166=497
3 Northwest Nelson	339-172=511

**INDIVIDUALS**

1 Chantry McMahan, Kaufman	71-36=107
2 Brenna Moore, Burkburnett*	75-37=112
Shelbye Hill, Monahans	74-38=112

**2A-Roy Kizer GC, Austin (Par 71:284)**

**TEAM**

1 Salado	350-344=694 (+126)
2 Melissa	356-369=725 (+157)
3 Kermit	372-366=738 (+170)

**INDIVIDUALS**

1 Elizabeth Chavarria, Sonora*	79-79=158 (+16)
2 Rachel Van Hoozer, Salado	80-78=158 (+16)
3 Macie Seeker, Melissa	81-80=161 (+19)





**1A-Morris Williams GC, Austin (Par 72:288)**

TEAM

- 1 Baird 345-344=689 (+113)
- 2 Memphis 351-344=695 (+119)
- 3 Garden City 372-377=749 (+173)

INDIVIDUALS

- 1 Sarah Fulfer, Huckaby 74-70=144 (E)
- 2 Alex Neal, Baird 73-79=152 (+8)
- 3 Victoria Thane, Stamford 78-76=154 (+10)

**2009**

**May 11-12 (1A, 2A, 4A), May 14-15 (3A, 5A)**

**5A-Jimmy Clay GC, Austin (Par 72:288)**

TEAM

- 1 Southlake Carroll 308-316=624 (+48)
- 2 A&M Consolidated 316-312=628 (+52)
- 3 Conroe The Woodlands\* 318-314=632 (+56)

INDIVIDUALS

- 1 Portland Rosen, FB Clements 71-66=137 (-10)
- 2 Katelyn Sepmoree, Tyler Legacy 69-73=142 (-2)
- 3 Natalie Reeves, Eules Trinity 74-69=143 (-1)

**4A-Jimmy Clay GC, Austin (Par 72:288)**

TEAM

- 1 Montgomery 304-318=622 (+46)
- 2 Magnolia 328-321=649 (+73)
- 3 Dallas Highland Park 324-326=650 (+74)

INDIVIDUALS

- 1 Chelsea Mocio, FW Arlington Heights 70-73=143 (-1)
- 2 Victoria Vela, Mansfield Timberview 72-75=147 (+3)
- 3 Taylor Newlin, Frisco Wakeland 70-80=150 (+6)

**3A-Roy Kizer GC, Austin (Par 71:284)**

TEAM

- 1 Monahans 305-315=620 (+52)
- 2 Andrews 325-325=650 (+82)
- 3 Yoakum 343-352=695 (+127)

INDIVIDUALS

- 1 Shelbye Hill, Monahans\* 73-75=148 (+6)
- 2 Brenna Moore, Burkburnett 73-75=148 (+6)
- 3 Chantry McMahan, Kaufman 71-80=151 (+9)

**2A-Roy Kizer GC, Austin (Par 71:284)**

TEAM

- 1 Wall 319-324=643 (+75)
- 2 Callisburg 321-344=665 (+97)
- 3 Salado 359-337=696 (+128)

INDIVIDUALS

- 1 Lauren Romins, Callisburg 69-75=144 (+2)
- 2 Kendra Whittley, Wall 72-74=146 (+4)
- 3 Macie Seeker, Melissa 72-76=148 (+6)

**1A-Morris Williams GC, Austin (Par 72:288)**

TEAM

- 1 Baird 358-367=725 (+49)
- 2 Memphis 370-363=733 (+57)
- 3 Garden City 379-371=750 (+74)

INDIVIDUALS

- 1 Gabriella Dominguez, Chilton 70-67=137 (-7)
- 2 Sarah Fulfer, Huckabay 72-73=145 (+1)
- 3 Brittany Smith, Petrolia 73-76=149 (+5)

**2008**

**May 5-6 (1A, 2A, 4A), May 8-9 (3A, 5A)**

**5A-Jimmy Clay GC, Austin (Par 72:288)**

TEAM

- 1 Southlake Carroll 321-310=631 (+55)
- 2 Lubbock Coronado 325-312=637 (+61)
- 3 Plano West 324-320=644 (+68)

INDIVIDUALS

- 1 Casey Grice, CS A&M Consolidated 68-76=144 (E)
- 2 Mariah Montoya, Lubbock Coronado 74-73=147 (+3)
- 3 Felicia Espericueta, Ednburg North 77-71=148 (+4)

**4A-Jimmy Clay GC, Austin (Par 72:288)**

TEAM

- 1 Dallas Highland Park 323-318=641 (+65)
- 2 Montgomery 321-329=650 (+74)
- 3 Aledo 342-319=661 (+85)

INDIVIDUALS

- 1 Lisa McCloskey, Montgomery 68-70=138 (-6)
- 2 Shannon Jungmann, Pflugerville Hendrickson 77-70=147 (+3)
- 3 Mel Liu, Austin Lake Travis 75-75=150 (+6)

**3A-Roy Kizer GC, Austin (Par 71:284)**

TEAM

- 1 Andrews 305-315=620 (+52)
- 2 Monahans 313-332=645 (+77)
- 3 China Spring 328-341=669 (+101)

INDIVIDUALS

- 1 Addison Long, Andrews 72-72=144 (+2)
- 2 Whitlee Patterson, Glen Rose\* 74-74=148 (+6)
- 3 Taylor Newlin, Frisco Wakeland 73-75=148 (+6)

**2A-Roy Kizer GC, Austin (Par 71:284)**

TEAM

- 1 Wall 322-333=655 (+87)
- 2 San Saba 346-349=695 (+127)
- 3 Callisburg 351-348=699 (+131)

INDIVIDUALS

- 1 Shelby Hardy, San Saba 70-72=142 (E)
- 2 Kelsey Kirkpatrick, Alba-Golden 75-73=148 (+6)
- 3 Kendra Whittley, Wall 73-76=149 (+7)

**1A-Morris Williams GC, Austin (Par 72:288)**

TEAM

- 1 Martin's Mill 353-320=673 (+97)
- 2 Wellington 390-370=760 (+184)
- 3 Baird 390-384=774 (+198)

INDIVIDUALS

- 1 Gabriella Dominguez, Chilton 70-70=140 (-4)
- 2 Brittany Smith, Petrolia 72-72=144 (E)
- 3 Emily Wharton, Martin's Mill 82-72=154 (+10)

**2007**

**May 7-8 (1A, 2A, 4A), May 10-11 (3A, 5A)**

**5A-Roy Kizer GC, Austin (Par 71:284)**

TEAM

- 1 Houston Clear Lake 288-294=582 (+14)
- 2 Conroe The Woodlands 306-304=610 (+42)
- 3 Southlake Carroll 311-301=612 (+44)

INDIVIDUALS

- 1 Lauren Hassell, Houston Clear Lake\* 71-68=139 (-3)
- 2 Janine Fellows, Friendswood Clear Brook 71-68=139 (-3)

- 3 Allyson Ferguson, Houston Clear Lake 69-71=140 (-2)

**4A-Roy Kizer GC, Austin (Par 71:284)**

TEAM

- 1 Montgomery 307-299=606 (+38)
- 2 Dallas Highland Park 325-304=629 (+61)
- 3 Aledo 322-329=651 (+83)

INDIVIDUALS

- 1 Lisa McCloskey, Montgomery 72-69=141 (-1)
- 2 Shannon Jungman, Pflugerville Hendrickson\* 79-69=148 (+6)
- 3 Lila Barton, Dallas Highland Park 79-69=148 (+6)

**3A-Morris Williams GC, Austin (Par 72:288)**

TEAM

- 1 Andrews 325-319=644 (+68)
- 2 Snyder 324-322=646 (+70)
- 3 Yoakum 343-328=671 (+95)

INDIVIDUALS

- 1 Taylor Newlin, Frisco Wakeland 75-74=149 (+7)
- 2 Alexandria Smith, Decatur\* 82-70=152 (+10)
- 3 Chantry McMahan, Kaufman 78-74=152 (+10)

**2A-Morris Williams GC, Austin (Par 72:288)**

TEAM

- 1 Wall 332-327=659 (+83)
- 2 Callisburg 353-357=710 (+134)
- 3 Edna 354-359=713 (+137)

INDIVIDUALS

- 1 Kelsey Kirkpatrick, Alba-Golden 74-71=145 (+1)
- 2 Shelby Hardy, San Saba 75-72=147 (+3)
- 3 Kyla Whittley, Wall 76-76=152 (+8)

**1A-Lions Municipal GC, Austin (Par 71:284)**

TEAM

- 1 Memphis 368-379=747 (+179)
- 2 Martin's Mill 373-386=759 (+191)
- 3 Meridian 395-404=799 (+231)

INDIVIDUALS

- 1 Gabriella Dominguez, Chilton 75-68=143 (-1)
- 2 Carly Holland, Wellington\* 76-79=155 (+11)
- 3 Whitley Patterson, Meridian 75-80=155 (+11)

**2006**

**May 8-9 (1A, 2A, 4A), May 11-12 (3A, 5A)**

**5A-Roy Kizer GC, Austin (Par 71:284)**

TEAM

- 1 Allen 309-305=614 (+46)
- 2 Austin Westlake 309-307=616 (+48)
- 3 Conroe The Woodlands 309-311=620 (+52)

INDIVIDUALS

- 1 Daphne Vines, Austin Westlake 69-75=144 (E)
- 2 Ginny Brown, Austin Westlake\* 73-73=146 (+2)
- 3 Jackie Smith, Tomball\*\* 72-74=146 (+2)

**4A-Roy Kizer GC, Austin (Par 71:284)**

TEAM

- 1 Montgomery 296-313=609 (+41)
- 2 Dallas Highland Park 310-314=624 (+56)
- 3 Austin Lake Travis 317-319=636 (+68)

INDIVIDUALS

- 1 Lila Barton, Dallas Highland Park 70-71=141 (-1)
- 2 Lisa McCloskey, Montgomery 67-76=143 (+1)
- 3 Alex Richards, Austin Lake Travis 74-71=145 (+3)



### 3A-Jimmy Clay GC, Austin (Par 72:288)

**TEAM**

1 Snyder	325-308=633 (+57)
2 Yoakum	328-332=660 (+84)
3 Longview Spring Hill	341-349=690 (+114)

**INDIVIDUALS**

1 Ashley Watkins, Sealy	72-74=146 (+2)
2 Chandra Alexander, Snyder	75-75=150 (+6)
3 Shelly Martinez, Pecos	76-76=152 (+8)

### 2A-Jimmy Clay GC, Austin (Par 72:288)

**TEAM**

1 Salado	355-355=710 (+134)
2 Wall	363-349=712 (+136)
3 San Saba	367-372=739 (+163)

**INDIVIDUALS**

1 Kendra Whittle, Wall	77-75=152 (+8)
2 Kyle Whittley, Wall	81-73=154 (+10)
3 Kayla McBride, Sonora	76-82=158 (+14)

### 1A-Morris Williams GC, Austin (Par 72:288)

**TEAM**

1 Shamrock	356-351=707 (+131)
2 Wellington	368-375=743 (+167)
3 Martin's Mill	371-373=744 (+168)

**INDIVIDUALS**

1 Gabriella Dominguez, Chilton	70-73=143 (-1)
2 Whitley Pearson, Meridian	76-76=152 (+8)
3 Kaylee Zalontz, Shamrock	80-78=158 (+14)

### 2005

#### May 9-10 (1A, 2A, 4A), May 12-13 (3A, 5A) 5A-Roy Kizer GC, Austin (Par 71:284)

**TEAM**

1 Allen	293-296=589 (+21)
2 Conroe The Woodlands	307-311=618 (+50)
3 Austin Westlake	308-314=622 (+54)

**INDIVIDUALS**

1 Ginny Brown, Austin Westlake	67-70=137 (-5)
2 Kate Ackerson, Allen	72-72=144 (+2)
Lauren Johnson, The Woodlands	75-69=144 (+2)

#### 4A-Roy Kizer GC, Austin (Par 71:284)

**TEAM**

1 Montgomery	305-305=610 (+42)
2 Dallas Highland Park	307-316=623 (+55)
3 Austin Lake Travis	319-318=637 (+69)

**INDIVIDUALS**

1 Lauren Espinosa, Lake Dallas	74-69=143 (+1)
2 Lila Barton, Dallas Highland Park	72-76=148 (+6)
3 Amanda Martinez, SA Southside	75-74=149 (+7)

### 3A-Jimmy Clay GC, Austin (Par 72:288)

**TEAM**

1 Snyder	336-327=663 (+87)
2 Yoakum	336-331=667 (+91)
3 Sweetwater	338-355=693 (+117)

**INDIVIDUALS**

1 Kelly Rainbolt, Sweetwater	77-74=151 (+7)
2 Emily Kvinta Yoakum	72-82=154 (+10)
3 Shelly Martinez, Pecos*	79-76=155 (+11)

### 2A-Jimmy Clay GC, Austin (Par 72:288)

**TEAM**

1 Refugio	392-370=762 (+186)
2 Sonora	395-380=775 (+199)
3 Nocona	392-385=777 (+201)

**INDIVIDUALS**

1 Kyla Whittley, Wall	81-77=158 (+14)
2 Jessica Howard, Teague	85-87=172 (+28)
3 Sini Laurikkala, Coahoma	89-84=173 (+29)

### 1A-Morris Williams GC, Austin (Par 72:288)

**TEAM**

1 Baird	340-357=697 (+121)
2 Shamrock	355-350=705 (+129)
3 Throckmorton	358-358=716 (+140)

**INDIVIDUALS**

1 Libby Scarlett, Throckmorton*	77-82=159 (+15)
2 Nora Quinters, Valley Mills	76-83=159 (+15)
3 Ali Turner, Wolfe City	77-83=160 (+16)

### 2004

#### May 10-11 (1A, 2A, 4A), May 13-14 (3A, 5A) 5A-Roy Kizer GC, Austin (Par 71:284)

**TEAM**

1 Victoria Memorial	304-305=609 (+41)
2 Austin Westlake	310-306=616 (+48)
3 Conroe The Woodlands	309-310=619 (+51)

**INDIVIDUALS**

1 Natalie Hocott, SA MacArthur*	72-74=146 (+4)
2 Kim Meck, Round Rock Westwood**	71-75=146 (+4)
3 Daphne Vines, Austin Westlake	70-76=146 (+4)

#### 4A-Roy Kizer GC, Austin (Par 71:284)

**TEAM**

1 Montgomery	314-315=629 (+61)
2 Dallas Highland Park	320-319=639 (+71)
3 Andrews	322-324=646 (+78)

### INDIVIDUALS

1 Amanda Martinez, SA Southside	74-72=146 (+4)
2 Kate Hathaway, Brenham	70-77=147 (+5)
3 Sidney Lee, CC Tuloso-Midway	79-71=150 (+8)

### 3A-Jimmy Clay GC, Austin (Par 72:288)

**TEAM**

1 Yoakum	331-335=666 (+90)
2 Monahans	339-337=676 (+100)
3 Snyder	344-347=691 (+115)

**INDIVIDUALS**

1 Lauren Espinosa, Lake Dallas	73-75=148 (+4)
2 Lauren Cheves, Bridgeport	80-75=155 (+11)
3 Ashley Watkins, Sealy	77-80=157 (+13)

### 2A-Jimmy Clay GC, Austin (Par 72:288)

**TEAM**

1 Lago Vista	345-338=683 (+107)
2 San Saba	374-378=752 (+176)
3 Alpine	387-379=766 (+190)

**INDIVIDUALS**

1 Kate Moss, Chico	79-82=161 (+17)
2 Nicole Kunze, Lago Vista*	81-84=165 (+21)
3 Kyla Whitley, Wall	80-85=165 (+21)

### 1A-Morris Williams GC, Austin (Par 72:288)

**TEAM**

1 Baird	357-368=725 (+149)
2 Throckmorton	370-368=738 (+162)
3 Shamrock	368-373=741 (+165)

**INDIVIDUALS**

1 Nora Quinters, Valley Mills	76-79=155 (+11)
2 Misty McDowell, Baird*	79-83=162 (+18)
3 Jodi Neal, Baird**	79-83=162 (+18)



Baird - 2001 Conference 1A Girls Golf Team Champions





**2003**

**May 5-6 (1A, 2A, 4A), May 8-9 (3A, 5A)**

**5A-Roy Kizer GC, Austin (Par 71:284)**

**TEAM**

1	Conroe The Woodlands	293-282=575 (+7)
2	Victoria Memorial*	312-310=622 (+54)
3	Austin Westlake	315-307=622 (+54)

**INDIVIDUALS**

1	Ashley Knoll, Con. The Woodlands	71-67=138 (-4)
2	Brittany Lang, McKinney	73-69=142 (E)
3	Lauren Espinosa, Irving*	73-71=144 (+2)

**4A-Roy Kizer GC, Austin (Par 71:284)**

**TEAM**

1	Montgomery	307-306=613 (+45)
2	Andrews	315-315=630 (+62)
3	Dallas Highland Park	328-304=632 (+64)

**INDIVIDUALS**

1	Laura Cross, Midlothian	68-71=139 (-3)
2	Mallory Underwood, Montgomery	72-69=141 (-1)
3	Leslie Wall, Dallas Highland Park	74-70=144 (+2)

**3A-Jimmy Clay GC, Austin (Par 72:288)**

**TEAM**

1	Snyder	325-335=660 (+84)
2	Pecos	335-333=668 (+92)
3	Yoakum	344-331=675 (+99)

**INDIVIDUALS**

1	Camille Blackerby, Breckenridge	72-76=148 (+4)
2	Lauren Martinez, Pecos	81-76=157 (+13)
3	Hailey Putnam, Snyder	76-85=161 (+17)

**2A-Jimmy Clay GC, Austin (Par 72:288)**

**TEAM**

1	Salado	366-337=703 (+127)
2	Lago Vista	355-359=714 (+138)
3	Idalou	367-352=719 (+143)

**INDIVIDUALS**

1	Alesha Hurt, Eula	79-74=153 (+9)
2	Adi Attaway, Idalou	80-77=157 (+13)
3	Karen Hudson, McGregor	80-82=162 (+18)

**1A-Morris Williams GC, Austin (Par 72:288)**

**TEAM**

1	Throckmorton*	347-341=688 (+112)
2	Memphis	335-353=688 (+112)
3	Baird	345-356=701 (+125)

**INDIVIDUALS**

1	Jodi Neal, Baird*	76-82=158 (+14)
2	Nora Quinters, Valley Mills**	78-80=158 (+14)
3	Kinsi Hodges, Throckmorton	74-84=158 (+14)

**2002**

**May 6-7 (1A, 2A, 4A), May 9-10 (3A, 5A)**

**5A-Roy Kizer GC, Austin (Par 71:284)**

**TEAM**

1	Conroe The Woodlands	294-304=598 (+30)
2	Victoria Memorial	306-305=611 (+43)
3	San Antonio Reagan	305-311=616 (+48)

**INDIVIDUALS**

1	Brittney Lang, McKinney	69-71=140 (-2)
2	Ashley Rollins, RR Westwood	67-74=141 (-1)
3	Leisl Hasbrook, CC Carroll	73-69=142 (E)
	Caney Hines, SA Reagan	68-74=142 (E)

Heather Wright, Houston Clear Lake 68-74=142 (E)

**4A-Roy Kizer GC, Austin (Par 71:284)**

**TEAM**

1	Montgomery	307-309=616 (+48)
2	Snyder	321-325=646 (+78)
3	Andrews	333-315=648 (+80)

**INDIVIDUALS**

1	Brenda Norris, Comal Canyon	73-69=142 (E)
2	Laura Cross, Midlothian	74-73=147 (+5)
3	Andra Lancaster, Snyder	76-75=151 (+9)

**3A-Jimmy Clay GC, Austin (Par 72:288)**

**TEAM**

1	Bridgeport	332-329=661 (+85)
2	Zapata	347-328=675 (+99)
3	Yoakum	346-339=685 (+109)

**INDIVIDUALS**

1	Braley Beavers, Caldwell	79-78=157 (+13)
	Camille Blackerby, Breckenridge	76-81=157 (+13)
	Heather Dorris, Zapata	83-74=157 (+13)
	Katherine Dorris, Zapata	80-77=157 (+13)

**2A-Jimmy Clay GC, Austin (Par 72:288)**

**TEAM**

1	Salado	359-367=726 (+150)
2	Callisburg	369-359=728 (+152)
3	Memphis	373-356=729 (+153)

**INDIVIDUALS**

1	Alesha Hurt, Clyde Eula	79-83=162 (+18)
2	Adi Attaway, Idalou	77-86=163 (+19)
3	Cathryn Uselton, Peaster	78-86=164 (+20)

**1A-Morris Williams GC, Austin (Par 72:288)**

**TEAM**

1	Baird	334-339=673 (+97)
2	Booker	363-352=715 (+139)
3	Throckmorton	376-400=776 (+200)

**INDIVIDUALS**

1	Mindy McDowell, Baird	76-80=156 (+12)
2	Tamara Walcher, Booker	78-83=161 (+17)
3	Jodi Neal, Baird	80-86=166 (+22)

**2001**

**May 7-8 (1A, 2A, 4A), May 10-11 (3A, 5A)**

**5A-Roy Kizer GC, Austin (Par 71:284)**

**TEAM**

1	Conroe The Woodlands	308-302=610 (+42)
2	McKinney	305-322=627 (+59)
3	Victoria Memorial	327-324=651 (+83)

**INDIVIDUALS**

1	Nicole Melton, SA Churchill	69-73=142 (E)
2	Ashley Knoll, The Woodlands	73-72=145 (+3)
3	Stephanie Lue, Cypress Creek*	71-76=147 (+5)

**4A-Roy Kizer GC, Austin (Par 71:284)**

**TEAM**

1	Montgomery*	322-313=635 (+67)
2	Andrews	321-314=635 (+67)
3	Dallas Highland Park	334-331=665 (+97)

**INDIVIDUALS**

1	Brooke Shelton, Dal. Highland Park	67-74=141 (-1)
2	Laura Cross, Midlothian	74-74=148 (+6)
3	Brenda Norris, Comal Canyon	78-71=149 (+7)

**3A-Jimmy Clay GC, Austin (Par 72:288)**

**TEAM**

1	Fort Stockton	336-334=670 (+94)
2	Caldwell	340-331=671 (+95)
3	Bridgeport	332-340=672 (+96)

**INDIVIDUALS**

1	Camille Blackerby, Breckenridge	78-73=151 (+7)
2	Katherine Dorris, Zapata	81-72=153 (+9)
3	Vicki Morehead, Caldwell	77-79=156 (+12)

**2A-Jimmy Clay GC, Austin (Par 72:288)**

**TEAM**

1	Hamilton	355-334=689 (+113)
2	Callisburg	378-377=755 (+166)
3	Lago Vista	384-376=760 (+171)

**INDIVIDUALS**

1	Cathryn Uselton, Peaster	73-78=151 (+7)
2	Lariann Lehman, Gilmer Harmony	80-77=157 (+13)
3	Natalie Kinsey, Hamilton	83-76=159 (+15)

**1A-Morris Williams GC, Austin (Par 72:288)**

**TEAM**

1	Baird	358-358=716 (+140)
2	Booker	374-363=737 (+161)
3	Throckmorton	373-373=746 (+170)

**INDIVIDUALS**

1	Mindy McDowell, Baird	80-77=157 (+13)
2	Brittany Cary, Roby	80-79=159 (+15)
3	Brooke McCutchen, Bronte	79-82=161 (+17)

**2000**

**May 8-9 (1A-4A), May 11-12 (5A)**

**5A-Roy Kizer GC, Austin (Par 71:284)**

**TEAM**

1	San Antonio Churchill	309-315=624 (+56)
2	Mansfield	314-329=643 (+75)
3	Conroe The Woodlands	319-325=644 (+76)

**INDIVIDUALS**

1	Ashley Knoll, Con. The Woodlands*	75-76=151 (+9)
2	Brooke Tull, Georgetown	76-75=151 (+9)
3	Brittany Lang, McKinney**	78-74=152 (+10)

**4A-Roy Kizer GC, Austin (Par 71:284)**

**TEAM**

1	Dallas Highland Park	307-311=618 (+50)
2	Snyder	329-311=640 (+72)
3	Andrews	335-322=657 (+89)

**INDIVIDUALS**

1	Michaelyn Morgan, Austin McCallum	73-72=145 (+3)
2	Brooke Shelton, Highland Park	74-73=147 (+5)
3	Laura Cross, Midlothian	74-77=151 (+9)*

**3A-Morris Williams GC, Austin (Par 72:288)**

**TEAM**

1	Breckenridge	318-318=636 (+60)
2	Caldwell	335-332=667 (+91)
3	Bridgeport	346-342=688 (+112)

**INDIVIDUALS**

1	Holly Glover, Breckenridge	77-73=150 (+6)
2	Dawna Virdell, Llano	76-77=153 (+9)
3	Camille Blackerby, Breckenridge	78-78=156 (+12)*





Kyla Neal - Baird

### 2A-Lions Municipal GC, Austin (Par 71:284)

#### TEAM

1	Hamilton	339-335=674 (+106)
2	Quanah	382-378=760 (+192)
3	Callisburg	386-400=786 (+218)

#### INDIVIDUALS

1	Kelli McKandless, Hamilton	77-74=151 (+9)
2	Larianne Lehman, Gilmer Harmony	77-84=161 (+19)*
3	Cathryn Uselton, Peaster	80-81=161 (+19)

### 1A-Morris Williams GC, Austin (Par 72:288)

#### TEAM

1	Baird	365-344=709 (+133)
2	Booker	370-371=741 (+165)*
3	Memphis	372-369=741 (+165)

#### INDIVIDUALS

1	Kayla Duhr, Bremond	75-75=150 (+6)
2	Brooke McCutchen, Bronte	77-76=153 (+9)
3	Kyla Neal, Baird	79-75=154 (+10)

### 1999

#### May 11-12 (1A-4A), May 14-15 (5A)

#### 5A-Roy Kizer GC, Austin (Par 71:284)

#### TEAM

1	San Antonio Churchill	305-295=600 (+32)
2	Conroe The Woodlands	311-318=629 (+61)
3	Humble Kingwood	318-312=630 (+62)

#### INDIVIDUALS

1	Katie Fitcher, Con. The Woodlands	70-73=143 (+1)
2	Kim Rowton, SA Churchill	72-72=144 (E)*
3	Melissa Mason, Harlingen	72-72=144 (E)

#### 4A-Roy Kizer GC, Austin (Par 71:284)

#### TEAM

1	Dallas Highland Park	310-312=622 (+54)
2	Snyder	324-322=646 (+78)
3	Mission Sharyland	346-339=685 (+117)

#### INDIVIDUALS

1	Christie Cano, SA Edison	71-66=137 (-5)
2	Ashley Mitchell, Coppell	74-69=143 (+1)
3	Maiko Senda, Dal. Highland Park	74-74=148 (+6)

### 3A-Morris Williams GC, Austin (Par 72:288)\*27 holes

#### TEAM

1	Lamesa	169-346=515
2	Abilene Wylie	180-346=526
3	Caldwell	179-358=537

#### INDIVIDUALS

1	Shannon Barr, China Spring	36-78=114
2	Adrienne Gautreaux, Mabank	41-78=119*
3	Dawna Virdell, Llano	38-81=119

### 2A-Lions Municipal GC, Austin (Par 71:284)

#### TEAM

1	Hamilton	362-335=697 (+129)
2	Quanah	377-366=743 (+175)
3	Callisburg	372-376=748 (+180)

#### INDIVIDUALS

1	Cathryn Uselton, Peaster	83-71=154 (+12)
2	Kasey Hardin, Post	78-81=159 (+17)
3	Kelli McKandless, Hamilton	86-77=163 (+21)

### 1A-Morris Williams GC, Austin (Par 72:288)\*27 holes

#### TEAM

1	Baird	184-358=545
2	Vega	190-398=588
3	Booker	195-397=592

#### INDIVIDUALS

1	Kyla Neal, Baird	41-77=118
2	Heather Brasford, Vega	38-82=120
3	Erica Murphy, Water Valley	45-82=127

### 1998

#### May 11-12 (1A-4A), May 14-15 (5A)

#### 5A-Roy Kizer GC, Austin (Par 71:284)

#### TEAM

1	San Antonio Churchill	288-286=574 (+6)
2	Conroe The Woodlands	290-293=583 (+15)
3	Mansfield	313-306=621 (+53)

#### INDIVIDUALS

1	Christi Cano, SA Edison	70-64=134 (-8)
2	Kim Rowton, SA Churchill	70-69=139 (-3)*
3	Randi Meadows, SA Churchill	71-68=139 (-3)

#### 4A-Roy Kizer GC, Austin (Par 71:284)

#### TEAM

1	Dallas Highland Park	309-314=623 (+55)
2	Snyder	329-324=653 (+85)
3	Pampa	341-335=676 (+108)

#### INDIVIDUALS

1	Maiko Senda, Dal. Highland Park	71-77=148 (+6)
2	Angela Olivarri, SA Burbank	77-72=149 (+7)
3	Nicole Johnson, Montgomery	77-73=150 (+8)

### 3A-Morris Williams GC, Austin (Par 72:288)

#### TEAM

1	China Spring	320-319=639 (+63)
2	Yoakum	344-348=692 (+116)
3	Abilene Wylie	352-355=707 (+131)

#### INDIVIDUALS

1	Sarah Valdez, Amarillo River Road	77-77=154 (+10)
2	Shannon Barr, China Spring	81-74=155 (+11)*

3	Rebekah Martin, Bullard	78-77=155 (+11)
---	-------------------------	-----------------

### 2A-Lions Municipal GC, Austin (Par 71:284)

#### TEAM

1	Hamilton	340-348=688 (+120)
2	Quanah	340-350=690 (+122)
3	Ozona	368-355=723 (+155)

#### INDIVIDUALS

1	Wendy Gray, Haskell	76-75=151 (+9)
2	Jessica Kinsey, Hamilton	78-79=157 (+15)
3	Kristy Pridemore, Ozona	80-81=161 (+19)

### 1A-Morris Williams GC, Austin (Par 72:288)

#### TEAM

1	Baird	390-389=779 (+203)*
2	Vega	382-397=779 (+203)
3	Robert Lee	400-392=792 (+216)

#### INDIVIDUALS

1	Heather Basford, Vega	72-89=161 (+17)
2	Kyla Neal, Baird	86-83=169 (+25)
3	Melissa Smith, Robert Lee	83-89=172 (+28)

### 1997

#### May 5-6 (1A-4A), May 8-9 (5A)

#### 5A-Roy Kizer GC, Austin (Par 71:284)\*27 holes

#### TEAM

1	San Antonio Churchill	286-152=438
2	Conroe The Woodlands	303-154=457
3	Fort Bend Clements	317-167=484

#### INDIVIDUALS

1	Sal Mussani, San Antonio Churchill	68-38=106
2	Randi Meadows, SA Churchill	70-37=107
3	Christi Cano, San Antonio Edison	72-37=109

#### 4A-Roy Kizer GC, Austin (Par 71:284)

#### TEAM

1	Snyder	325-309=634 (+66)
2	Dallas Highland Park	330-311=641 (+73)
3	Bastrop	334-331=665 (+97)

#### INDIVIDUALS

1	McKenzie Gibson, Dal. Highland Park	73-73=146 (+4)
2	Dani Mallon, Justin Northwest	77-70=147 (+5)
3	Pia Alamaki, Colleyville Heritage	77-76=153 (+11)*

### 3A-Morris Williams GC, Austin (Par 72:288)

#### TEAM

1	China Spring	334-330=664 (+88)
2	Yoakum	338-329=667 (+91)
3	Columbus	368-362=730 (+154)

#### INDIVIDUALS

1	Nicole Albrecht, Yoakum	79-78=157 (+13)
2	Shannon Barr, China Spring	82-77=159 (+15)
3	Melody Moore, China Spring	81-82=163 (+19)

### 2A-Lions Municipal GC, Austin (Par 71:284)

#### TEAM

1	Ozona	361-360=721 (+153)
2	Quanah	361-366=727 (+159)
3	Arp	390-369=759 (+191)

#### INDIVIDUALS

1	Jennifer Faulkner, Callisburg	78-75=153 (+11)
2	Wendy Gray, Haskell	85-78=163 (+21)
3	Amanda Graves, Edgewood	83-82=165 (+23)



Booker - 1992 Conference 1A Girls Golf Team Champions

### 1A-Morris Williams GC, Austin (Par 72:288)

#### TEAM

1 Baird	385-366=751 (+175)
2 Robert Lee	387-380=767 (+191)
3 Vega	386-406=792 (+216)

#### INDIVIDUALS

1 Melissa Smith, Robert Lee*	80-80=160 (+16)
2 Sterling Seward, Shamrock	83-77=160 (+16)
3 Heather Basford, Vega	82-84=166 (+22)

### 1996

#### May 6-7 (1A-4A), May 9-10 (5A)

#### 5A-Roy Kizer GC, Austin (Par 71:284)

#### TEAM

1 San Antonio Churchill	309-307=616 (+48)
2 San Angelo Central	309-317=626 (+58)
3 Conroe McCullough	313-316=629 (+61)

#### INDIVIDUALS

1 Kim Rowton, SA Churchill	75-69=144 (+2)
2 Kristen DuFour, RR Westwood	76-72=148 (+6)
3 Lauren Baugh, Con. McCullough	72-77=149 (+7)

#### 4A-Roy Kizer GC, Austin (Par 71:284)

#### TEAM

1 Andrews	320-321=641 (+73)
2 Austin Anderson	328-321=649 (+81)
3 Snyder	337-343=680 (+112)

#### INDIVIDUALS

1 Angela Stanford, FW Boswell	75-69=144 (+2)
2 Amys Sands, Jacksonville	71-74=145 (+3)
3 Jamie McIntruff, Dumas	74-73=147 (+5)

### 3A-Morris Williams GC, Austin (Par 72:288)

#### TEAM

1 Yoakum	352-351=703 (+127)
2 Abilene Wylie	362-359=721 (+145)
3 Bullard*	363-368=731 (+155)

#### INDIVIDUALS

1 Ali Brewer, Crockett	71-74=145 (+1)
2 Jennifer Glynn, La Grange	78-81=159 (+15)
3 Nicole Albrecht, Yoakum	81-81=162 (+18)

### 2A-Lions Municipal GC, Austin (Par 71:284)

#### TEAM

1 Post	368-371=739 (+171)
2 Ozona	370-384=754 (+186)
3 Quanah	386-375=761 (+193)

#### INDIVIDUALS

1 Jill Stelzer, Post	79-85=164 (+22)
2 Jennifer Faulkner, Callisburg	80-88=168 (+26)
3 Wendy Gray, Haskell	100-75=175 (+33)

### 1A-Morris Williams GC, Austin (Par 72:288)

#### TEAM

1 Wheeler	376-384=760 (+184)
2 Robert Lee	391-405=796 (+220)
3 Lago Vista	400-399=799 (+223)

#### INDIVIDUALS

1 Kasey McCasland, Wheeler	83-86=169 (+25)
2 Heather Basford, Vega	86-93=179 (+35)
3 Melissa Smith, Robert Lee	91-92=183 (+39)*

### 1995

#### May 8-9 (1A-4A), May 11-12 (5A)

#### 5A-Jimmy Clay GC, Austin (Par 72:288)

#### TEAM

1 Humble Kingwood	319-315=634 (+58)
2 Round Rock Westwood	314-327=641 (+65)
3 San Angelo Central	319-327=646 (+70)

#### INDIVIDUALS

1 Julie McMahon, SA Central	72-73=145 (+1)*
2 Jane Hilburn, Humble Kingwood	74-71=145 (+1)
3 Jennifer Hubbard, Plano	74-73=147 (+3)

### 4A-Jimmy Clay GC, Austin (Par 72:288)

#### TEAM

1 Bastrop	321-324=645 (+69)
2 Andrews	332-323=655 (+79)
3 Snyder	333-340=673 (+97)

#### INDIVIDUALS

1 Kelli Kuehne, Dal. Highland Park	69-72=141 (-3)
2 Amanda Workman, Bastrop	70-74=144 (E)
3 Brooke Lowrance, Snyder	72-77=149 (+5)

### 3A-Morris Williams GC, Austin (Par 72:288)

#### TEAM

1 Yoakum	355-358=713 (+137)
2 China Spring	353-366=719 (+143)
3 Montgomery	369-356=725 (+149)

#### INDIVIDUALS

1 Sorrel Richman, China Spring	76-82=158 (+14)
2 Beth Covington, Sonora*	80-83=163 (+19)
3 Christie Arlitt, Yoakum	81-82=163 (+19)

### 2A-Lions Municipal GC, Austin (Par 71:284)

#### TEAM

1 Schulenburg	368-371=739 (+171)
2 Post	396-358=754 (+186)
3 San Saba	384-399=783 (+215)

#### INDIVIDUALS

1 Jennifer Faulkenberry, Callisburg	83-78=161 (+19)
2 Delaina Shahan, San Saba	82-87=169 (+27)
3 Shelly McWhorter, Memphis	87-84=171 (+29)

### 1A-Morris Williams GC, Austin (Par 72:288)

#### TEAM

1 Wheeler	397-400=797 (+221)
2 Lago Vista	425-426=851 (+275)
3 Bronte	445-413=858 (+282)

#### INDIVIDUALS

1 Skye Porter, Petersburg*	83-86=169 (+25)
2 Kasey McCasland, Wheeler	82-87=169 (+25)
3 Angie Thomas, Wheeler	98-87=185 (+41)

### 1994

#### May 9-10 (2A), May 12-13 (1A, 3A-5A)

#### 5A-Jimmy Clay GC, Austin (Par 72:288)

#### TEAM

1 San Angelo Central	315-315=630 (+54)
2 Humble	321-311=632 (+56)
3 Midland Lee	322-318=640 (+64)

#### INDIVIDUALS

1 Holly Carriken, San Antonio Churchill	66-32=98
2 Jennifer Waterhouse, FBL Clements	69-33=102
3 Kelly Kingston, North Garland	73-35=108

### 4A-Jimmy Clay GC, Austin (Par 72:288)\*27 holes

#### TEAM

1 Bastrop	302-152=454
2 Dallas Highland Park	326-153=479
3 Austin Westlake	323-158=481

#### INDIVIDUALS

1 Kelli Kuehne, Dallas Highland Park	67-32=99
2 Christy Cervantes, Bastrop	75-33=108
3 Amanda Workman, Bastrop	67-43=110

### 3A-Jimmy Clay GC, Austin (Par 72:288)\*18 holes

#### TEAM

1 Graham	345 (+57)
2 Sonora	358 (+70)
3 Pittsburg	364 (+76)

#### INDIVIDUALS

1 Beth Covington, Sonora	76 (+4)
2 Valerie Doss, Pittsburg	79 (+7)
Leanne Jones, Graham	79 (+7)





## 2A-Jimmy Clay GC, Austin (Par 72:288)

### TEAM

1 China Spring	345-343=688 (+112)
2 San Saba*	345-354=699 (+123)
3 Bullard	358-341=699 (+123)

### INDIVIDUALS

1 Sorrel Richman, China Spring	78-79=157 (+13)
2 Julie Faulkinberry, Bullard	78-83=161 (+17)
3 Stefanie Ramirez, Anson	84-81=165 (+21)

## 1A-Lions Municipal GC, Austin (Par 71:284)\*18 holes

### TEAM

1 Robert Lee	401 (+117)
2 Booker	414 (+130)
3 Priddy	419 (+135)

### INDIVIDUALS

1 Susie Crawford, Tenaha	85 (+14)
2 Daisey Conley, Menard	88 (+17)
3 Sharalyn Tregallas, Booker	91 (+20)

## 1993

### May 13-14

## 5A-Jimmy Clay GC, Austin (Par 72:288)

### TEAM

1 Midland Legacy	314-297=611 (+35)
2 Humble Kingwood	316-300=616 (+40)
3 San Antonio Churchill	321-310=631 (+55)

### INDIVIDUALS

1 Jennifer Bartley, Houston Stratford	65-70=135 (-9)
2 Dana Schmid, Humble Kingwood	69-71=140 (-4)
3 Sabra Gray, FB Clements	70-71=141 (-3)

## 4A-Jimmy Clay GC, Austin (Par 72:288)

### TEAM

1 Bastrop	317-303=620 (+44)
2 Andrews	322-321=643 (+67)
3 Hereford	338-327=665 (+89)

### INDIVIDUALS

1 Kelli Kuehne, Dal. Highland Park	71-71=142 (-2)
2 Christy Cervantes, Bastrop	75-76=151 (+7)
3 Tori Hester, Andrews*	77-75=152 (+8)

## 3A-Jimmy Clay GC, Austin (Par 72:288)

### TEAM

1 Yoakum	331-316=647 (+71)
2 Abilene Wylie	329-326=655 (+79)
3 Graham	348-352=700 (+124)

### INDIVIDUALS

1 Amy Weeks, Abilene Wylie	73-69=142 (-2)
2 Nicco Chilek, Yoakum	75-75=150 (+6)
3 Amanda Sommerfeld, Gatesville	76-78=154 (+10)

## 2A-Jimmy Clay GC, Austin (Par 72:288)

### TEAM

1 China Spring	341-341=682 (+106)
2 Quanah	339-353=692 (+116)
3 Bullard	362-357=719 (+143)

### INDIVIDUALS

1 Sorrel Richman, China Spring	72-73=145 (+1)
2 Natalie Thoms, Sundown	83-78=161 (+17)
3 Julie Faulkinberry, Bullard	87-80=167 (+23)

## 1A-Lions Municipal GC, Austin (Par 71:284)

### TEAM

1 Booker	396-399=795 (+127)
2 Robert Lee	429-416=845 (+177)
3 Bronte	418-440=858 (+190)

### INDIVIDUALS

1 Elizabeth Silbey, Overton	89-85=174 (+32)
2 Cathy Shearer, Booker	92-88=180 (+38)
3 Skye Porter, Petersburg	88-94=182 (+40)

## 1992

### May 14-15

## 5A-Jimmy Clay GC, Austin (Par 72:288)

### TEAM

1 Humble Kingwood	321-329=650 (+74)
2 Abilene Cooper	325-331=656 (+80)
3 Seguin	343-324=667 (+91)

### INDIVIDUALS

1 Jennifer Waterhouse, FB Clements	68-74=142 (-2)
2 Sonya Perales, El Paso Address	72-73=145 (+1)
3 Jenny Bartley, Houston Stratford*	74-73=147 (+3)

## 4A-Jimmy Clay GC, Austin (Par 72:288)

### TEAM

1 Andrews	326-340=666 (+90)
2 Bastrop	323-346=669 (+93)
3 Athens	356-365=721 (+145)

### INDIVIDUALS

1 Kelli Kuehne, Dal. Highland Park	71-74=145 (+1)
2 Lisa McQuarters, Andrews	71-75=146 (+2)
3 Angela Wray, Little Cypress-Mauriceville	73-76=149 (+5)

## 3A-Jimmy Clay GC, Austin (Par 72:288)

### TEAM

1 Yoakum	335-354=689 (+113)
2 Graham	358-387=745 (+169)
3 Bridgeport	368-384=752 (+176)

### INDIVIDUALS

1 Amy Weeks, Abilene Wylie	76-80=156 (+12)
2 Carmen Goodrich, Yoakum	75-82=157 (+13)
3 Jennifer Michalka, Hardin-Jefferson	87-75=162 (+18)

## 2A-Jimmy Clay GC, Austin (Par 72:288)\*27 holes

### TEAM

1 Bullard	347-184=531
2 Quanah	361-178=539
3 San Saba	371-187=558

### INDIVIDUALS

1 Laura Rolf, Boling	78-38=116
2 Natalie Thoms, Sundown	83-40=123
3 Heather Eschenburg, China Spring*	84-41=125

## 1A-Lions Municipal GC, Austin (Par 71:284)

### TEAM

1 Booker	386-398=784 (+216)
2 Bronte	401-405=806 (+238)
3 Robert Lee	415-438=853 (+285)

### INDIVIDUALS

1 Kim Boone, Gruver	88-87=175 (+33)
2 Jami Morrow, Bronte	87-91=178 (+36)
3 Cathy Shearer, Booker	94-87=181 (+39)

## 1991

### May 9-10

## 5A-Jimmy Clay GC, Austin (Par 72:288)

### TEAM

1 Round Rock Westwood	324-308=632 (+56)
2 Bryan	332-331=663 (+87)
3 Fort Bend Dulles	336-346=682 (+106)

### INDIVIDUALS

1 Wendy Ward, SA Roosevelt	69-70=139 (-5)
2 Shelly Santos, Houston Wisdom*	74-72=146 (+2)
3 Stacy Larkin, Bryan	73-73=146 (+2)

## 4A-Jimmy Clay GC, Austin (Par 72:288)

### TEAM

1 Andrews	327-340=667 (+91)
2 Bastrop	370-350=720 (+144)
3 Wharton	377-357=734 (+158)

### INDIVIDUALS

1 Caren Felps, Silsbee	76-73=149 (+5)
2 Angela Wray, Little Cypress-Mauriceville	76-76=152 (+8)
3 Lisa McQuarters, Andrews	74-79=153 (+9)

## 3A-Jimmy Clay GC, Austin (Par 72:288)

### TEAM

1 Yoakum	685 (+109)
2 Graham	709 (+133)
3 Hardin-Jefferson	718 (+142)

### INDIVIDUALS

1 Lisa Ailee, Crockett	150 (+6)
2 Jennifer Michalka, Hardin-Jefferson*	156 (+12)
3 Amy Weeks, Abilene Wylie	156 (+12)

## 2A-Jimmy Clay GC, Austin (Par 72:288)

### TEAM

1 Bullard	365-361=726 (+150)
2 Boling	375-365=740 (+164)
3 Quanah	381-367=748 (+172)

### INDIVIDUALS

1 Laura Rolf, Boling	78-76=154 (+10)
2 Christi Carter, Henrietta	84-87=171 (+27)
3 Heather Eschenbaum, China Spring	85-89=174 (+30)

## 1A-Lions Municipal GC, Austin (Par 71:284)

### TEAM

1 Booker	408-413=821 (+253)
2 Lago Vista	415-420=835 (+267)
3 Wheeler	439-419=858 (+290)

### INDIVIDUALS

1 Sonya Mitchell, Baird	92-86=178 (+36)
2 Jami Morrow, Bronte	94-91=185 (+43)
3 Kristel Pinckard, Booker	94-98=192 (+50)

## 1990

### May 10-11

## 5A-Jimmy Clay GC, Austin (Par 72:288)

### TEAM

1 Round Rock Westwood*	315-320=635 (+59)
2 Klein	320-315=635 (+59)
3 Lewisville Marcus	315-324=639 (+63)

### INDIVIDUALS

1 Michelle Kirchner, Klein	77-71=148 (+4)
2 Kori Johns, RR Westwood*	74-75=149 (+5)





3 Lisa Balch, San Angelo Central 74-75=149 (+5)

**4A-Jimmy Clay GC, Austin (Par 72:288)**

TEAM

1 Andrews	330-331=661 (+85)
2 Snyder	359-351=710 (+134)
3 Uvalde	365-362=727 (+151)

INDIVIDUALS

1 Jennifer Murray, Friendswood*	80-72=152 (+8)
2 Anna Hagborg, Kerrville Tivy	75-77=152 (+8)
3 Amy Armstrong, Snyder	79-77=156 (+12)

**3A-Jimmy Clay GC, Austin (Par 72:288)**

TEAM

1 Yoakum	350-356=706 (+130)
2 Hardin-Jefferson	354-363=717 (+141)
3 Gonzales	382-367=749 (+173)

INDIVIDUALS

1 Nicole Cooper, Gonzales	79-77=156 (+12)
2 Jennifer Michalka, Hardin-Jefferson	76-82=158 (+14)
3 Lisa Allen, Crockett	82-82=164 (+20)

**2A-Jimmy Clay GC, Austin (Par 72:288)**

TEAM

1 Boling	372-363=735 (+159)
2 Weimar	371-382=753 (+177)
3 San Saba	392-374=766 (+190)

INDIVIDUALS

1 Tara Cernosek, Weimar	84-77=161 (+17)
2 Leslie Hartman, Iraan	80-83=163 (+19)
3 Laura Rolf, Boling	84-82=166 (+22)

**1A-Lions Municipal GC, Austin (Par 71:284)**

TEAM

1 Booker	408-402=810 (+242)
2 Wheeler	399-412=811 (+243)
3 Baird	407-426=833 (+265)

INDIVIDUALS

1 Lisa Crawford, Tenaha	84-83=167 (+25)
2 Dee Dee Dorman, Wheeler	89-96=185 (+43)
3 Sonya Mitchell, Baird	90-97=187 (+45)

**1989**

**May 11-12**

**5A-Jimmy Clay GC, Austin (Par 72:288)**

TEAM

1 Round Rock Westwood	325-315=640 (+64)
2 Lewisville Marcus	341-332=673 (+97)
3 Temple	344-338=682 (+106)

INDIVIDUALS

1 Jennifer Turner, RR Westwood	67-74=141 (-3)
2 Wendy Ward, SA Roosevelt	79-74=153 (+9)
3 Lisa Balch, San Angelo Central	79-75=154 (+10)

**4A-Jimmy Clay GC, Austin (Par 72:288)**

TEAM

1 Andrews	340-335=675 (+99)
2 Belton	345-332=677 (+101)
3 Boerne	355-351=706 (+130)

INDIVIDUALS

1 Kim Self, Dallas Hillcrest	73-77=150 (+6)
2 Caren Felps, Silsbee	73-79=152 (+8)
3 Jean Hamrick, Belton	76-80=156 (+12)

**3A-Jimmy Clay GC, Austin (Par 72:288)**

TEAM

1 Gonzales	368-355=726 (+150)
2 Gilmer	374-362=737 (+161)
3 Yoakum	382-359=741 (+165)

INDIVIDUALS

1 Cathy Reinbeck, Sealy	78-82=160 (+16)
2 Nicole Cooper, Gonzales	82-79=161 (+17)
3 D'Lynn Malcom, Tulia	80-84=164 (+20)

**2A-Jimmy Clay GC, Austin (Par 72:288)**

TEAM

1 Weimar	361-376=737 (+161)
2 Boling	383-359=742 (+166)
3 Memphis	377-383=760 (+184)

INDIVIDUALS

1 Jennifer White, Quannah	82-82=164 (+20)
2 Nettie Rolf, Boling*	90-79=169 (+25)
3 Gina McCollu, Ozona	86-83=169 (+25)

**1A-Lions Municipal GC, Austin (Par 71:284)**

TEAM

1 Booker	410-409=819 (+251)
2 Lazbuddie	421-426=847 (+279)
3 Baird	455-437=892 (+324)

INDIVIDUALS

1 Lisa Crawford, Tenaha	86-89=175 (+33)
2 Misty Magee, McLean	93-101=194 (+52)
3 Claudia Shearer, Booker	98-97=195 (+53)

**1988**

**May 12-13**

**5A-Jimmy Clay GC, Austin (Par 72:288)**

TEAM

1 Fort Bend Dulles	308-315=623 (+47)
2 Temple	322-312=634 (+58)
3 Cypress Creek	326-319=645 (+69)

INDIVIDUALS

1 Tina Trimble, Cypress Creek	71-70=141 (-3)
2 Leigh Dickey, Fort Bend Dulles*	72-73=145 (+1)
3 Sherry Dowd, Temple	75-70=145 (+1)

**4A-Jimmy Clay GC, Austin (Par 72:288)**

TEAM

1 Belton	331-340=671 (+95)
2 Andrews	375-360=735 (+159)
3 Brenham	370-373=743 (+167)

INDIVIDUALS

1 Barbie Blackwell, Conroe Oakridge	70-72=142 (-2)
2 Kim Self, Dallas Hillcrest	77-76=153 (+9)
3 Caren Felps, Silsbee	77-77=154 (+10)

**3A-Jimmy Clay GC, Austin (Par 72:288)**

TEAM

1 Canyon	388-343=731 (+155)
2 Abilene Wylie	381-356=737 (+161)
3 Hardin-Jefferson	384-359=743 (+167)

INDIVIDUALS

1 Cathy Reinbeck, Sealy	81-85=166 (+22)
2 Lisa Rankin, Hardin-Jefferson*	82-85=167 (+23)
3 Julie Pruitt, Seminole	85-82=167 (+23)

**2A-Jimmy Clay GC, Austin (Par 72:288)**

TEAM

1 Nocona	387-388=775 (+199)
2 Memphis	386-392=778 (+202)
3 Boling	405-388=793 (+217)

INDIVIDUALS

1 Sara Mondier, Overton	79-86=165 (+21)
2 Jennifer White, Quannah	79-89=168 (+24)
3 Beth West, Memphis	91-87=178 (+34)

**1A-Lions Municipal GC, Austin (Par 71:284)**

TEAM

1 Booker	426-423=849 (+281)
2 Wheeler	448-423=871 (+313)
3 Goldburg	443-445=888 (+330)

INDIVIDUALS

1 Lisa Crawford, Tenaha	90-85=175 (+33)
2 Tonya Wolter, Lago Vista	96-92=188 (+46)
3 Brooke Boon, Robert Lee	95-94=189 (+47)

**1987**

**May 14-15**

**5A-Jimmy Clay GC, Austin (Par 72:288)**

TEAM

1 Fort Bend Dulles	306-295=601 (+25)
2 Temple	308-317=625 (+49)
3 Humble Kingwood	317-321=638 (+62)

INDIVIDUALS

1 Sandy Hamby, Cypress Creek	71-69=140 (-4)
2 Tina Trimble, Cypress Creek	69-73=142 (-2)
3 Kathy Moore, Denton	72-72=144 (E)

**4A-Jimmy Clay GC, Austin (Par 72:288)**

TEAM

1 Andrews	346-316=662 (+86)
2 Belton	329-344=673 (+97)
3 Brenham	339-341=680 (+104)

INDIVIDUALS

1 Kelli Kifer, Dallas Seagoville	71-71=142 (-2)
2 Barbie Blackwell, Conroe Oakridge	79-68=147 (+3)
3 Leslie Light, Snyder	78-76=154 (+10)

**3A-Jimmy Clay GC, Austin (Par 72:288)**

TEAM

1 Alpine	378-348=726 (+150)
2 Gonzales	364-368=732 (+156)
3 Yoakum	377-363=740 (+164)

INDIVIDUALS

1 Rebecca Sims, Texarkana Pleasant Grove	74-74=148 (+4)
2 Susan Hicks, Pittsburg	81-83=164 (+20)
3 Stephanie Moore, Yoakum	85-81=166 (+22)

**2A-Jimmy Clay GC, Austin (Par 72:288)**

TEAM

1 Nocona	374-366=740 (+164)
2 Memphis	378-394=772 (+196)
3 Boling	397-388=785 (+209)

INDIVIDUALS

1 Sara Mondier, Overton	87-83=170 (+26)
2 Kelli Covey, Nocona	82-89=171 (+27)
3 Amy Farmer, Eastland	89-84=173 (+29)



### 1A-Lions Municipal GC, Austin (Par 71:284)

#### TEAM

1 Booker	425-410=835 (+267)
2 Paducah	422-425=847 (+279)
3 Throckmorton	474-426=850 (+282)

#### INDIVIDUALS

1 Lisa Crawford, Tenaha	86-83=169 (+27)
2 Kim Clark, Baird	99-94=193 (+51)
3 Beth Gober, Throckmorton	100-96=196 (+54)

### 1986

#### May 15-16

### 5A-Jimmy Clay GC, Austin (Par 72:288)

#### TEAM

1 Fort Bend Dulles	345-325=670 (+94)
2 Humble Kingwood	345-338=683 (+107)
3 Round Rock Westwood	361-336=697 (+121)

#### INDIVIDUALS

1 Leslie Green, Humble Kingwood	79-78=157 (+13)
2 Kathy Moore, Denton	83-77=160 (+16)
3 Krista Tucek, The Woodlands	76-85=161 (+17)

### 4A-Jimmy Clay GC, Austin (Par 72:288)

#### TEAM

1 Snyder	374-363=736 (+150)
2 Brenham	385-366=751 (+165)
3 Andrews	378-381=759 (+173)

#### INDIVIDUALS

1 Kelli Kifer, Dallas Seagoville	83-75=158 (+14)
2 Neisy Rodriguez, SA Alamo Heights	84-85=169 (+25)
3 Leslie Light, Snyder	84-87=171 (+27)
Susie Davis, Carthage	87-84=171 (+27)

### 3A-Jimmy Clay GC, Austin (Par 72:288)

#### TEAM

1 Canton	404-396=800 (+224)
2 Yoakum	423-395=818 (+242)
3 Alpine	405-414=819 (+243)

#### INDIVIDUALS

1 Rebecca Sims, Texarkana Pleasant Grove	82-80=162 (+18)
2 Sally McMullin, Floydada	82-84=166 (+22)
3 Brenda Walters, Sealy	86-93=179 (+35)

### 2A-Jimmy Clay GC, Austin (Par 72:288)

#### TEAM

1 Bullard	395-386=781 (+205)
2 Nocona	412-421=833 (+257)
3 Baird	444-409=853 (+277)

#### INDIVIDUALS

1 Loretta Grant, Baird	89-84=173 (+29)
2 Becky Poynor, Petrolia	91-84=175 (+31)
3 Vivian Rice, Bullard	90-87=177 (+33)

### 1A-Lions Municipal GC, Austin (Par 71:284)

#### TEAM

1 Booker	410-419=829 (+261)
2 Flatonina	414-429=843 (+275)
3 Iraan	446-467=913 (+345)

#### INDIVIDUALS

1 Cecilia Garbade, Flatonina	81-83=164 (+22)
2 Kelly Earp, Weinert	89-97=186 (+44)
3 Pam Vecera, Flatonina	96-91=187 (+45)

### 1985

#### May 9-10

### 5A-Morris Williams GC, Austin (Par 72:288)

#### TEAM

1 Conroe McCullough	325-322=647 (+71)
2 Fort Bend Dulles	335-331=666 (+90)
3 Baytown Sterling	353-347=700 (+124)

#### INDIVIDUALS

1 Angie Ravaioli, Hurst Bell	74-73=147 (+3)
2 Kate Golden, Jasper	77-79=156 (+12)
3 Kristin Barker, Con. McCullough	7879=157 (+13)

### 4A-Morris Williams GC, Austin (Par 72:288)

#### TEAM

1 Belton	373-369=742 (+166)
2 Sulphur Springs	375-382=757 (+181)
3 Brenham	384-376=760 (+184)

#### INDIVIDUALS

1 Kelt, Richardson Pearce	75-77=152 (+8)
2 Billington, SA Churchill	81-79=160 (+16)
3 K. Moore, Denton	80-81=161 (+17)

### 3A-Riverside GC, Austin (Par 72:288)

#### TEAM

1 Columbus	752 (+176)
------------	------------

#### INDIVIDUAL

1 Patsy Baxter, Boerne	163 (+19)
------------------------	-----------

### 2A-Lions Municipal GC, Austin (Par 71:284)

#### TEAM

1 Bullard	693 (+125)
-----------	------------

#### INDIVIDUAL

1 Cindy Hauley, Bullard	156 (+14)
-------------------------	-----------

### 1A-Lions Municipal GC, Austin (Par 71:284)

#### TEAM

1 Bowie Gold-burg	845 (+277)
-------------------	------------

#### INDIVIDUAL

1 Teri Caddell, Sundown	168 (+26)
-------------------------	-----------

### 1984

#### May 10-11

### 5A-Morris Williams GC, Austin (Par 72:288)

#### TEAM

1 Round Rock Westwood	674 (+98)
-----------------------	-----------

#### INDIVIDUAL

1 Buffy Klein, Denton	145 (+1)
-----------------------	----------

### 4A-Morris Williams GC, Austin (Par 72:288)

#### TEAM

1 Mineral Wells	739 (+163)
-----------------	------------

#### INDIVIDUAL

1 Hollie Frizzell, Grapevine	151 (+7)
------------------------------	----------

### 3A-Lions Municipal GC, Austin (Par 71:284)

#### TEAM

1 Yoakum	729 (+161)
----------	------------

#### INDIVIDUAL

1 Patsy Baxter, Boerne	158 (+16)
------------------------	-----------

### 2A-Lions Municipal GC, Austin (Par 71:284)

#### TEAM

1 Bullard	704 (+136)
-----------	------------

#### INDIVIDUAL

1 Cindy Haley, Bullard	167 (+25)
------------------------	-----------

### 1A-Lions Municipal GC, Austin (Par 71:284)

#### TEAM

1 Iraan	826 (+258)
---------	------------

#### INDIVIDUAL

1 Kay Linda Shive, Lago Vista	158 (+16)
-------------------------------	-----------



Yoakum - 1984 Conference 3A Girls Golf Team Champions



**1983**

**May 13-14**

**5A-Jimmy Clay GC, Austin (Par 72:288)**

TEAM  
1 Cypress Creek 700 (+124)  
INDIVIDUAL  
1 Kim Dirks, FW Arlington Heights 153 (+9)

**4A-Jimmy Clay GC, Austin (Par 72:288)**

TEAM  
1 Brenham 746 (+170)  
INDIVIDUAL  
1 Hollie Frizzell, Grapevine 168 (+24)

**3A-Lions Municipal GC, Austin (Par 71:284)**

TEAM  
1 Columbus 745 (+177)  
INDIVIDUAL  
1 Caroline Miller, Columbus 157 (+15)

**2A-Lions Municipal GC, Austin (Par 71:284)**

TEAM  
1 Big Lake Reagan County 776 (+208)  
INDIVIDUAL  
1 Janet Robbins, Three Rivers 155 (+13)

**1A-Lions Municipal GC, Austin (Par 71:284)**

TEAM  
1 Sundown 771 (+203)  
INDIVIDUAL  
1 Mona Jennings, Wheeler 163 (+21)

**1982**

**May 14-15**

**5A-Jimmy Clay GC, Austin (Par 72:288)**

TEAM  
1 Round Rock Westwood 646 (+70)  
INDIVIDUAL  
1 Angela Atkins, Fort Bend Dulles 150 (+6)

**4A-Jimmy Clay GC, Austin (Par 72:288)**

TEAM  
1 Jasper 777 (+201)  
INDIVIDUAL  
1 Amy Dover, Jasper 159 (+15)

**3A-Lions Municipal GC, Austin (Par 71:284)**

TEAM  
1 Boling 729 (+157)  
INDIVIDUAL  
1 Caroline Miller, Columbus 161 (+19)

**2A-Lions Municipal GC, Austin (Par 71:284)**

TEAM  
1 Ganado 725 (+153)  
INDIVIDUAL  
1 Janet Robbins, Three Rivers 162 (+20)

**1A-Lions Municipal GC, Austin (Par 71:284)**

TEAM  
1 Salado 849 (+277)  
INDIVIDUAL  
1 Linda Boggus, Lago Vista 160 (+18)

**1981**

**May 14-15**

**5A-Jimmy Clay GC, Austin (Par 72:288)**

TEAM  
1 Form Bend Dulles 660 (+84)  
INDIVIDUAL  
1 Jessica Supernaw, Houston Eisenhower 156 (+12)

**4A-Jimmy Clay GC, Austin (Par 72:288)**

TEAM  
1 Kerrville Tivy 670 (+94)  
INDIVIDUAL  
1 Tracee Fowler, Fort Worth Boswell 152 (+8)

**3A-Lions Municipal GC, Austin (Par 71:284)**

TEAM  
1 Columbus 727 (+159)  
INDIVIDUAL  
1 Sue Thomas, Texarkana Pleasant Grove 160 (+18)

**2A-Lions Municipal GC, Austin (Par 71:284)**

TEAM  
1 Ganado 739 (+171)  
INDIVIDUAL  
1 Janet Robbins, Three Rivers 161 (+19)

**1A-Lions Municipal GC, Austin (Par 71:284)**

TEAM  
1 Lago Vista 795 (+227)  
INDIVIDUAL  
1 Sabra Srader, Sundown 147 (+5)

**1980**

**May 9-10**

**4A-Jimmy Clay GC, Austin (Par 72:288)**

TEAM  
1 Fort Bend Dulles 339-341=680 (+104)  
2 Conroe 353-346=701 (+125)  
3 Alice 351-355=706 (+130)  
INDIVIDUALS  
1 Viveca Vandergriff, Arlington 74-71=145 (+1)  
2 Kim Shipman, Richardson 74-78=152 (+8)  
3 Susan Yantis, Northside Holmes 83-75=158 (+14)

**3A-Jimmy Clay GC, Austin (Par 72:288)**

TEAM  
1 Kerrville Tivy 355-335=690 (+114)  
2 Houston Eisenhower 359-367=726 (+150)  
3 Mineral Wells 385-394=779 (+203)  
INDIVIDUALS  
1 Debbie Greiner, Kerrville Tivy 76-79=155 (+11)  
2 Amy Dover, Jasper 81-80=161 (+17)  
3 Jessica Supernaw, Houston Eisenhower 82-80=162 (+18)

**2A-Lions Municipal GC, Austin (Par 71:284)**

TEAM  
1 Kermit 396-365=761 (+193)  
2 Boling 388-375=763 (+195)  
3 Breckenridge 391-388=779 (+211)  
INDIVIDUALS  
1 Rebecca Bradley, Central Pollock 74-73=147 (+5)  
2 Kristi Keith, Seymour 86-86=172 (+30)

3 Connie McCain, Crockett 94-81=175 (+33)

**1A-Lions Municipal GC, Austin (Par 71:284)**

TEAM  
1 Farwell 371-358=729 (+161)  
2 Ganado 389-364=753 (+185)  
3 McCarney 392-370=762 (+194)  
INDIVIDUALS  
1 Janet Robbins, Three Rivers 89-79=168 (+26)  
2 Angel Hightower, Elysian Fields 87-87=174 (+32)  
3 Lisa Hughes, Farwell 89-87=176 (+34)

**B-Lions Municipal GC, Austin (Par 71:284)**

TEAM  
1 Booker 408-384=792 (+224)  
2 Lago Vista 412-425=837 (+269)  
3 Salado 424-424=848 (+280)  
INDIVIDUALS  
1 Sabra Srader, Sundown 85-81=166 (+24)  
2 Linda Boggus, Lago Vista 89-86=175 (+35)  
3 Cindy Harrell, Leakey 94-88=182 (+40)

**1979**

**May 11-12**

**4A-Jimmy Clay GC, Austin (Par 72:288)**

TEAM  
1 Fort Bend Dulles 719 (+143)  
INDIVIDUAL  
1 Rae Rothfelder, Haltom 156 (+12)

**3A-Jimmy Clay GC, Austin (Par 72:288)**

TEAM  
1 Houston Eisenhower 825 (+249)  
INDIVIDUAL  
1 Sheila Oldfield, Bastrop 159 (+15)

**2A-Jimmy Clay GC, Austin (Par 72:288)**

TEAM  
1 Kermit 823 (+247)  
INDIVIDUAL  
1 Rebecca Bradley, Kenedy 177 (+33)

**1A-Morris Williams GC, Austin (Par 72:288)**

TEAM  
1 Ganado 796 (+220)  
INDIVIDUAL  
1 Lisa Hughes, Farwell 174 (+30)

**B-Morris Williams GC, Austin (Par 72:288)**

TEAM  
1 Santo 823 (+247)  
INDIVIDUAL  
1 Cindy Craig, Happy 182 (+38)

**1978**

**May 12-13**

**4A-Jimmy Clay GC, Austin (Par 72:288)**

TEAM  
1 Austin Crockett 684 (+108)  
INDIVIDUAL  
1 Susan Yantis, Northside Holmes\* 156 (+12)





### 3A-Jimmy Clay GC, Austin (Par 72:288)

TEAM  
1 Humble 750 (+174)

INDIVIDUAL  
1 Marcie Bozarth, Lampasas 166 (+22)

### 2A-Jimmy Clay GC, Austin (Par 72:288)

TEAM  
1 Columbus 830 (+254)

INDIVIDUAL  
1 Sheila Oldfield, Bastrop 163 (+19)

### 1A-Morris Williams GC, Austin (Par 72:288)

TEAM  
1 Rankin 790 (+214)

INDIVIDUAL  
1 Tina Foxhall, Memphis 157 (+13)

### B-Morris Williams GC, Austin (Par 72:288)

TEAM  
1 Santo 891 (+315)

INDIVIDUAL  
1 Cindy Craig, Happy 193 (+49)

## 1977

### May 13-14

#### 4A-Morris Williams GC, Austin (Par 72:288)

TEAM  
1 Conroe 351-345=696 (+120)  
2 Fort Bend Dulles 353-359=712 (+136)  
3 San Antonio Roosevelt 377-362=739 (+163)

INDIVIDUALS  
1 Kim Bauer, Conroe 77-75=152 (+8)  
2 Sue Clark, SA Roosevelt\* 84-82=166 (+22)  
3 Missie McGeorge, Plano 85-81=166 (+22)

#### 3A-Morris Williams GC, Austin (Par 72:288)

TEAM  
1 Humble 397-388=785 (+209)  
2 Brenham 418-399=817 (+241)  
3 Borger 420-412=832 (+256)

INDIVIDUALS  
1 Marci Bozarth, Lampasas\* 73-83=156 (+12)  
2 Peggy Gustafson, Brenham 79-77=156 (+12)  
3 Jennifer Niemann, Humble 87-87=174 (+30)

#### 2A-Morris Williams GC, Austin (Par 72:288)

TEAM  
1 Columbus 415-416=831 (+255)  
2 Universal City-Randolph 406-427=833 (+257)  
3 Mineola 429-449=878 (+302)

INDIVIDUALS  
1 Sheila Oldfield, Bastrop 80-84=164 (+20)  
2 Joyce Collier, Comal Smithson Valley\*89-88=177 (+33)  
3 Carla Harper, Spearman 89-88=177 (+33)

#### 1A-Jimmy Clay GC, Austin (Par 72:288)

TEAM  
1 Farwell 369-363=732 (+156)  
2 Rankin 407-403=810 (+234)  
3 San Antonio Lackland 429-423=852 (+276)

INDIVIDUALS  
1 Carol Vinton, Farwell 84-86=170 (+26)  
2 Tina Foxhall, Memphis 89-82=171 (+27)

3 Penny Hughes, Farwell 90-89=179 (+35)

#### B-Jimmy Clay GC, Austin (Par 72:288)

TEAM  
1 Booker 436-420=856 (+280)  
2 Santo 466-442=908 (+332)  
3 Booker II 455-463=918 (+342)

INDIVIDUALS  
1 Teresa Denham, Booker 101-98=199 (+55)  
2 Ramie Hardin, Santo 107-94=201 (+57)  
3 Diane McQuitty, Booker 102-102=204 (+60)

## 1976

### May 14-15

#### 4A-Morris Williams GC, Austin (Par 72:288)

TEAM  
1 Conroe 750 (+174)

INDIVIDUALS  
1 Missy McGeorge, Plano 163 (+19)  
Shena Bassett, SA MacArthur 163 (+19)

#### 3A-Morris Williams GC, Austin (Par 72:288)

TEAM  
1 Humble 789 (+213)

INDIVIDUAL  
1 Betty Gustafson, Brenham 157 (+13)

#### 2A-Morris Williams GC, Austin (Par 72:288)

TEAM  
1 Columbus 839 (+263)

INDIVIDUAL  
1 Ann Soderman, Boling 174 (+30)

#### 1A-Jimmy Clay GC, Austin (Par 72:288)

TEAM  
1 Farwell 756 (+180)

INDIVIDUAL  
1 Tina Foxall, Memphis 172 (+28)

#### B-Jimmy Clay GC, Austin (Par 72:288)

TEAM  
1 Booker 809 (+233)

INDIVIDUAL  
1 Diane McQuitty, Booker 209 (+65)

## 1975

### May 9-10

#### 4A-Morris Williams GC, Austin (Par 72:288)

TEAM  
1 Midland 771 (+195)

INDIVIDUAL  
1 Liz Norton, Midland Legacy 165 (+21)

#### 3A-Morris Williams GC, Austin (Par 72:288)

TEAM  
1 San Antonio East Central 828 (+252)

INDIVIDUAL  
1 Peggy Gustafson, Brenham 166 (+22)

#### 2A-Morris Williams GC, Austin (Par 72:288)

TEAM  
1 Spearman 846 (+270)

INDIVIDUAL  
1 Linda Hunt, Olney 176 (+32)

#### 1A-Jimmy Clay GC, Austin (Par 72:288)

TEAM  
1 Farwell 867 (+291)

INDIVIDUAL  
1 Sheri Haynes, McLean 191 (+47)

#### B-Jimmy Clay GC, Austin (Par 72:288)

TEAM  
1 Booker 951 (+375)

INDIVIDUAL  
1 Samantha Morrow, Graford 210 (+66)

## 1974

### May 3-4

#### 1A-Jimmy Clay GC, Austin (Par 72:288)

TEAM  
1 San Antonio Roosevelt 783 (+207)

INDIVIDUAL  
1 Debbie Skelly, San Antonio Roosevelt 161 (+17)

#### B-Jimmy Clay GC, Austin (Par 72:288)

TEAM  
1 Boling 869 (+293)

INDIVIDUAL  
1 Linda Hunt, Olney 183 (+39)

## 1973

### May 4-5

#### 1A-Jimmy Clay GC, Austin (Par 72:288)

TEAM  
1 Midland Legacy 393-398=791 (+215)  
2 San Antonio MacArthur 404-388=792 (+216)  
3 Dallas White 466-448=914 (+338)

INDIVIDUALS  
1 Brenda Goldsmith, SA MacArthur 83-74=157 (+13)  
2 M.J. McDaniel, Midland 90-89=179 (+35)  
3 Kappy McCullough, Midland Legacy 91-92=183 (+39)

#### B-Jimmy Clay GC, Austin (Par 72:288)

TEAM  
1 Olney 437-466=903 (+327)  
2 Spearman 463-487=950 (+374)  
3 Boling 496-473=969 (+393)


INDIVIDUALS  
1 Linda Hunt, Olney 91-95=186 (+42)  
2 Patti Johnson, Nocona 96-91=187 (+43)  
3 Lisa Anderson, Boling 102-95=197 (+53)




# GIRLS GOLF

## ALL-TIME STATE TOURNAMENT APPEARANCES

\* - State Champion



Andrews - 2023 Conference 4A Girls Golf Team Champions



Austin Vandegrift - 2023 Conference 6A Girls Golf Team Champions

School	Tournament Appearances	Tourn App.	Championships
Abbott	1A:1999,2000,13	3	0
Abilene	5A:1996,99	2	0
Abilene Cooper	5A:1991,92,93	3	0
Abilene Wylie	3A:1987,88,91,93,95,96,97,98,99; 4A:2018; 5A:2019	11	0
Ackerly Sands	1A:2017	1	0
Aledo	4A:1980; 5A:1981; 4A:2006,07,08,12,13; 5A:2015,16,17,18,21,22,23	14	0
Allen	5A:2004,05*,06*,10,11,12*,13,14*; 6A:2015,16,17,18	12	4
Alpine	3A:1985,86*,87,98; 2A:2004,13; 3A:2014,16	8	1
Amarillo	4A:1975,76,77,78,79; 5A:1987,95,96,2021,23,24	11	0
Amarillo Tascosa	1A:1974	1	0
Andrews	4A:1985,86*,87,88,89*,90*,91*,92*,93,94,95,96*,2000,01,02,03,04,05,06; 3A:2007*,08*,09,11*,12*,13*,14*; 4A:2015*,16*,17*,18*,19*,21,22,23*,24*	35	19
Anson	2A:1995	1	0
Archer City	1A:1976,78	2	0
Argyle	4A:2015,19,21*,22*; 5A:2023,24	6	2
Arp	2A:1995,96,97,98,2001	5	0
Athens	4A:1992,93	2	0
Atlanta	3A:2004,05,06,13,14	5	0
Austin Anderson	4A:1995,96,97,98; 5A:2021,22*	6	1
Austin Crockett	4A:1976,78*	2	1
Austin High	5A:1985	1	0
Austin Lake Travis	3A:1996,98; 4A:2003,04,05,06,07,08,09,10,11,12; 5A:2013*,14; 6A:2015*,16*,17*,18,22,23	20	4
Austin Travis	5A:1984	1	0
Austin Vandegrift	4A:2013,14; 5A:2015,16,19,21,22; 6A:2023*,24*	9	2
Austin Westlake	4A:1982,92,93,94; 5A:2003,04,05,06,08,09,10*,11*,12,13; 6A:2016,17,18*,19*,21,24	20	4
Baird	2A:1985,86; 1A:1989,90,97*,98*,99*,2000*,01*,02*,03,04*,05*,08,09*,10*,11*,12	18	11
Bandera	3A:2009	1	0
Bastrop	4A:1991,92,93*,94*,95*,96,97,2002,04	9	3
Baytown Sterling	5A:1984,85,86,87,88,90	6	0
Bellville	3A:2004,05,06,07; 4A:2018	5	0
Belton	4A:1981,83,84,85*,87,88*,89	7	2
Big Lake Reagan County	1A:1977,78,79,80; 2A:1982,83*,86	7	1



School	Tournament Appearances	Tourn App.	Championships
Bishop	2A:1977,2014	2	0
Blanket	1A:2016,17*,18*,19,22	5	2
Boerne	4A:1989	1	0
Boerne Champion	5A:2018,19,21,23	4	0
Boling	B:1974*; 2A:1975,76,80; 3A:1981,82*,83,84,85; 2A:1987,88,89,90*,91,92	15	3
Booker	B:1975*,76*,77*,78,79,80*; 1A:1981,85,86*,87*,88*,89*,90*,91*,92*,93*,94,99,2000,01,02	21	12
Borger	3A:1977,78,79,80; 4A:1981	5	0
Bosqueville	2A:2022,24	2	0
Bowie	B:1975; 2A:1976; 1A:1981,84,85*,86,87,88	8	1
Brady	2A:1977	1	0
Brazos	2A:1995	1	0
Breckenridge	2A:1977,79,80; 3A:1989,2000*	5	1
Bremond	1A:1997,98; 2A:2023	3	0
Brenham	3A:1977,80; 4A:1981,82,83*,84,85,86,87,88,89,99	12	1
Bridgeport	3A:1982,92,99,2000,01,02*,13; 4A:2015,16,17	10	1
Briscoe Fort Elliott	1A:2016,17,18,21,22	5	0
Brock	3A:2017,18,24	3	0
Bronte	1A:1991,92,93,94,95,96,2016,17,18	9	0
Brownfield	3A:1975,76,77	3	0
Brownsville Pace	4A:1983	1	0
Brownsville Veterans Memorial	5A:2017,18	2	0
Brownwood	4A:1983	1	0
Bruceville-Eddy	2A:2004	1	0
Buda Hays	2A:1979	1	0
Bullard	2A:1982,83,84*,85*,86*,89,90,91*,92*,93,94; 3A:1995,96,97,98,99,2001,02; 4A:2021,22,23	21	5
Burkburnett	4A:1996; 3A:2011	2	0
Burleson	3A:1976	1	0
Burleson Centennial	5A:2022	1	0
Bushland	3A:2023	1	0
Burnet	4A:2015	1	0
Caddo Mills	4A:2019	1	0
Caldwell	3A:1999,2000,01,02,13,14; 4A:2015,16; 3A:2021,22	10	0
Callisburg	2A:1997,99,2000,01,02,07,08,09,11; 3A:2017,18,19,21,24	14	0
Cameron Yoe	3A:2009; 2A:2011,12,13,14; 3A:2015,16,17,18,19,23,24	12	0
Campbell	1A:2002,03	2	0
Canton	3A:1983,84,85,86*,87,88*,89,90,91,92,93,97,2009; 4A:2022,23,24	16	2
Canyon	4A:2023,24	2	0
Carrollton Creekview	4A:2011	1	0
Carrollton Ranchview	3A:2014	1	0
Carrollton Turner	1A:1974; 4A:1975,76,77,78,80; 5A:2003	7	0
Carthage	4A:1986; 3A:2009,10,11,12	5	0
Castroville Medina Valley	3A:2008,09	2	0
Cedar Park	4A:2013; 5A:2021	2	0






# GIRLS GOLF


## ALL-TIME STATE TOURNAMENT APPEARANCES

\* - State Champion

School	Tournament Appearances	Tourn App.	Championships
Celeste	1A:1992,93,94,95,96,97,99,2001,02,03,07,13	12	0
Chester	1A:2001	1	0
Childress	3A:2015,16,21,22	4	0
China Spring	2A:1989,91,92,93*,94*; 3A:1995,96,97*,98*,2007,08,10; 4A:2022,23	14	4
Christoval	2A:2015,18	2	0
Cisco	2A:2024	1	0
Clifton	1A:1977	1	0
Clyde	3A:2019	1	0
Clyde Eula	1A:2018,19,21,23	4	0
College Station	5A:2019	1	0
CS A&M Consolidated	4A:1993,94; 5A:2008,09,10	5	0
Colleyville Heritage	4A:1997,98; 5A:2017,24	4	0
Columbus	2A:1975,76*,77*,78*,79,80; 3A:1981*,82,83*,84,85*,86,87,92,93,97,99,2000,03,12,19,21,22,23,24	25	6
Comal Canyon	4A:1999,2000,01	3	0
Comal Davenport	4A:2021,22,23,24	4	0
Comal Smithson Valley	5A:2009; 4A:2011,12; 5A:2015; 6A:2015,16	6	0
Comanche	B:1974	1	0
Comfort	2A:2006,09,10,13; 3A:2015,16,17	7	0
Conroe	1A:1974; 4A:1975,76*,77*,78,80; 5A:1981,83,84	9	2
Conroe The Woodlands	5A:1985*,86,95,96,97,98,99,2000,01*,02*,03*,04,05,06,07,09,10,11,12,14; 6A:2015,17,18,21,22,23,24	27	4
Coolidge	B:1975	1	0
Cooper	2A:1987,88	2	0
Coppell	5A:2013,14; 6A:2015,21,22,23,24	7	0
Corpus Christi Calallen	4A:2023	1	0
Corpus Christi Carroll	5A:1987,90,93,94,95	5	0
Corpus Christi King	5A:1988,96	2	0
Corpus Christi London	3A:2023,24	2	0
Corpus Christi Moody	4A:2010	1	0
Corpus Christi Tuloso-Midway	4A:1990,91	2	0
Corpus Christi Veterans Mem.	5A:2022,24	2	0



Austin Anderson - 2022 Conference 5A Girls Golf Team Champions



Argyle - 2022 Conference 4A Girls Golf Team Champions

# GIRLS GOLF

## ALL-TIME STATE TOURNAMENT APPEARANCES



\* - State Champion

School	Tournament Appearances	Tourn App.	Championships
Cranfills Gap	1A:1985	1	0
Crawford	2A:2017,19,21,22,23,24	6	0
Crockett	3A:2008,10	2	0
Crowell	1A:2024	1	0
Cuero	3A:2012,13,14	3	0
Cy-Fair	1A:1974	1	0
Cypress Creek	5A:1983*,84,88	3	1
Daingerfield	3A:2001	1	0
Dalhart	2A:1976,77,78	3	0
Dallas Highland Park	5A:1982,89; 4A:1992,94,95,96,97,98*,99*,2000*,01,02,03,04,05,06,07,08*,09,10,11,13; 5A:2017,19,21,22	26	4
Dallas White	1A:1974	1	0
Dawson	2A:2016	1	0
Denton	4A:1977,78,79,80; 5A:1981	5	0
Denton Guyer	4A:2014	1	0
DeSoto	3A:1977	1	0
Detroit	1A:2014	1	0
Devine	3A:1992,93,95,2006,07; 4A:2023,24	7	0
Deweyville	2A:2023	1	0
D'Hanis	1A:2024	1	0
Dodd City	1A:1995	1	0
East Bernard	2A:2013,14	2	0
Eastland	2A:2010; 3A:2019	2	0
Edgewood	2A:1992,93,95	3	0
Edinburg	5A:1982	1	0
Edna	2A:2007,08; 3A:2015,16,17	5	0
El Campo	4A:1994,95,96,98	4	0
El Paso Coronado	4A:1979,80; 5A:1981,87,2001,02,03	7	0
El Paso Eastwood	5A:2009,10,11,12	4	0
Elkhart	2A:1999,2000,01,02,03	5	0
Elysian Fields	1A:1975,76,77,78,79,80	6	0
Fannindel	1A:1987,88,89,91	4	0
Farwell	1A:1975*,76*,77*,79,80*; 2A:1981	6	4
Flatonia	1A:1975,85,86,99,2000,03,05,06,08,11; 2A:2021	11	0
Floydada	2A:1975,76; 3A:1986	3	0
Forsan	2A:2016,17,18	3	0
Fort Bend Clements	5A:1991,93,97,2000,08,09,13,14; 6A:2015,16,17,18,24	13	0
Fort Bend Dulles	4A:1975,76,77,78,79*,80*; 5A:1981*,82,83,84,85,86*,87*,88*,89,90,91,92	18	6
Fort Bend Elkins	5A:2003	1	0
Fort Bend Ridge Point	6A:2021	1	0
Fort Davis	1A:2008	1	0
Fort Stockton	3A:1978,79,82; 4A:1997; 3A:2001*	5	1
Fort Worth Arlington Heights	4A:2010	1	0



# GIRLS GOLF

## ALL-TIME STATE TOURNAMENT APPEARANCES


\* - State Champion

School	Tournament Appearances	Tourn App.	Championships
Fort Worth Boswell	5A:2016	1	0
Fort Worth Masonic Home	1A:1986	1	0
Fort Worth Paschal	5A:1981,82	2	0
Franklin	2A:1997,98	2	0
Frankston	2A:2024	1	0
Fredericksburg	3A:1977,78,79; 4A:1984,85,86; 3A:1990,2013,14,17; 4A:2018,21,22,24	14	0
Freeport Brazoswood	5A:1989	1	0
Friendswood	3A:1978; 4A:1983,88,89,90; 5A:2023,24	7	0
Frisco	4A:2008	1	0
Frisco Centennial	5A:2018,22,23,24	4	0
Frisco Lebanon Trail	4A:2018; 5A:2019,21,22	4	0
Frisco Liberty	4A:2012,14; 5A:2015,16,17,18,21	7	0
Frisco Panther Creek	4A:2024	1	0
Frisco Wakeland	3A:2007,08; 4A:2009,10,12; 5A:2017,23,24	8	0
Gail Borden County	1A:2023,24	2	0
Ganado	1A:1977,78,79*,80; 2A:1981*,82*,83,84,85,86,94,98; 2A:2009	13	3
Garden City	1A:2009,10,15,19,21,22,23*,24*	8	2
Gatesville	3A:1990,91,93,11,12,13; 4A:2018,19	8	0
Georgetown	4A:1981,82; 5A:2000	3	0
Gilmer	3A:1980,81,82,87,88,89,91,92,93	9	0
Gilmer Harmony	2A:2000	1	0
Gladewater	3A:1994,96,2002,03; 2A:2004,06,11,12,13; 3A:2015,16	11	0
Goldthwaite	1A:2008,12; 2A:2022,24	4	0
Goliad	3A:2015,22	2	0
Gonzales	3A:1987,88,89*,90	4	1
Gordon	1A:1984	1	0
Graham	3A:1989,90,91,92,93,94*,95,96	8	1
Graford	1A:2021,22,23	3	0
Granbury	2A:1978; 4A:2003,09	3	0
Grapeland	1A:2010,11,12,13; 2A:2015,16,17,18*,19*,21	10	2
Grapevine	3A:1975; 5A:2014,15,16,17*,18*,19*,22	8	3
Gregory-Portland	4A:1998	1	0
Gruver	1A:2011,12,13,14	4	0
Gunter	3A:2022,23,24	3	0
Hallsville	5A:2016	1	0
Hamilton	2A:1987,89,96,97,98*,99*,2000*,01*,02,03,04,16,17,18	14	4
Hamlin	1A:2013,14	2	0
Hamshire-Fannett	3A:1996	1	0
Happy	1A:2017,18,19,21,22	5	0
Hardin-Jefferson	3A:1985,86,87,88,89,90,91,92,2006; 4A:2019,21,24	12	0
Harleton	3A:2018	1	0
Harlingen	4A:1977	1	0
Harper	B:1976,77	2	0






School	Tournament Appearances	Tourn App.	Championships
Harrold	B:1979; 1A:1982	2	0
Haskell	2A:1998,99,2019,21	4	0
Hawkins	2A:1984	1	0
Henderson	4A:1990,91,93	3	0
Henrietta Midway	B:1974,75; 1A:2021,22	4	0
Hereford	4A:1988,91,92,93,2008,09	6	0
Hico	2A:1984,2019	2	0
Higgins	1A:2015	1	0
Holland	B:1976,78	2	0
Hondo	3A:2023	1	0
Houston Bellaire	5A:2012	1	0
Houston Clear Lake	5A:1983,84,85,87,2001,02,03,04,06,07*,09,10,11,13	14	1
Houston Eisenhower	3A:1979*,80; 5A:1981,82,83,86,88	7	1
Houston Memorial	5A:1996,99,2000,01,05; 6A:2015,16,17,18,19,22,23	12	0
Howe	2A:2010,11,12,13; 3A:2016,17,18,21	8	0
Hudson	3A:2011,13; 4A:2015,16,17	5	0
Huffman Hargrave	4A:2021	1	0
Hughes Springs	2A:2014	1	0
Humble	3A:1975,76*,77*,78*; 4A:1979; 5A:1987,94,95	8	3
Humble Kingwood	5A:1982,85,86,92*,93,94,95*,96,97,98,99,2002,04,07; 6A:2017,18,19,21,22,23,24	21	2
Humble Kingwood Park	4A:2013,14; 5A:2015*,16*,17,18	6	2
Huntsville	3A:1975,76; 4A:2003,04,11,13,14*; 5A:2015,16,17	10	1
Hurst Bell	5A:1983,84,85	3	0
Idalou	2A:2000,01,02,03	4	0
Industrial	2A:1984	1	0
Ingram Moore	2A:2013,14; 3A:2017,18*	4	1
Iraan	1A:1984*,85,2008,09,17	5	1
Iredell	1A:2015,16,18	3	0
Jacksboro	2A:1994,2005,06; 3A:2015,16,19	6	0
Jasper	3A:1979,82*,84	3	1
Jefferson	2A:2007,08,09,11,13,14	6	0



Ingram Moore - 2018 Conference 3A Girls Golf Team Champions




Lewisville Hebron - 2021 Conference 6A Girls Golf Team Champions




# GIRLS GOLF

## ALL-TIME STATE TOURNAMENT APPEARANCES

\* - State Champion



Memphis - 2007 Conference 1A Girls Golf Team Champions



Memphis - 2017 Conference 2A Girls Golf Team Champions

School	Tournament Appearances	Tourn App.	Championships
Jewett Leon	2A:2023	1	0
Junction	2A:1993	1	0
Katy Cinco Ranch	5A:2011,12,13; 6A:2015	4	0
Katy Jordan	6A:2024	1	0
Katy Seven Lakes	5A:2010,14; 6A:2016,17,18,19,21,23	8	0
Katy Taylor	5A:2005,06	2	0
Keene	3A:2017,19	2	0
Kenedy	2A:1978,79; 3A:1981; 2A:2019	4	0
Kennedale	3A:2000	1	0
Kermit	2A:1977,78,79*,80*; 3A:1981,82,83,84; 2A:2009,10,11	11	2
Kerrville Tivy	3A:1975,76,77,78,80*; 4A:1981*,83; 5A:2024	8	2
Kilgore	4A:1982,85,88	3	0
Kirbyville	2A:1975,76	2	0
Klein	5A:1990,92	2	0
Knippa	1A:2017,18,19	3	0
Lake Belton	4A:2022	1	0
La Vernia	4A:2017,19,21,22	4	0
Lago Vista	B:1977,79,80; 1A:1981*,82,83,84,85,86,87,88,89,90,91,92,93,94,95,96,97; 2A:2001,02,03,04*,05,11; 3A:2016,18,19,21,22,23	32	2
Lamesa	3A:1999*,2000; 2A:2014	3	1
Lamesa Klondike	1A:2024	1	0
Lampasas	3A:1979,80,94,2011,12; 4A:2015,16,17,19,21,24	11	0
Lancaster	3A:1978	1	0
Latexo	2A:2015,16,18,21,22	5	0
Lazbuddie	1A:1989,2023	2	0
League City Clear Creek	5A:2008; 6A:2022	2	0
Leakey	1A:2014,15,16,18,19,21,22,23	8	0
Lenorah Grady	1A:2019,24	2	0
Lewisville Flower Mound	6A:2019,24	2	0
Lewisville Hebron	6A:2016,17,21*,22,23	5	1
Lewisville Marcus	5A:1989,90,91,92	4	0
Liberty Hill	4A:2018	1	0

# GIRLS GOLF

## ALL-TIME STATE TOURNAMENT APPEARANCES



\* - State Champion

<u>School</u>	<u>Tournament Appearances</u>	<u>Tourn App.</u>	<u>Championships</u>
Lindale	3A:1990,95; 4A:2023	3	0
Lindsay	2A:2015,23	2	0
Little Cypress-Mauriceville	4A:1991,97,2015,16	4	0
Llano	2A:1979	1	0
Lockhart	4A:1984,85	2	0
Longview Pine Tree	4A:1994,95,96	3	0
Longview Spring Hill	3A:2004,05,06,07; 4A:2015,16,17,18,19	9	0
Loop	1A:2002	1	0
Lorena	B:1975; 3A:2014,23	3	0
Los Fresnos	2A:1980	1	0
Louise	1A:1976; 2A:2019	2	0
Lubbock	5A:2015	1	0
Lubbock Cooper	5A:2018	1	0
Lubbock Coronado	5A:2007,08	2	0
Lucas Lovejoy	5A:2023	1	0
Lyford	B:1974; 2A:1975	2	0
Mabank	3A:2008; 4A:2016,17,18	4	0
Magnolia	4A:2009; 5A:2016,17,18,19,21	6	0
Malakoff Cross Roads	2A:2005,06,10,11,15	5	0
Mansfield	3A:1980; 5A:1998,99,2000,05,06,13; 6A:2021,22,23,24	11	0
Mansfield Legacy	4A:2010	1	0
Mart	1A:1980; 2A:1981,83,90,99; 1A:2013	6	0
Martin's Mill	1A:2004,05,06,07,08*,09,10,13,14,17; 2A:2019	11	1
Mason	2A:2015,16,17,18,21,22*,23*,24*	8	3
Matador Motley County	1A:2015,16,17,19	4	0
Maypearl	1A:1981,82; 3A:2022,24	4	0
McCamey	1A:1980,2007	2	0
McGregor	2A:2003; 3A:2019*,21,22	4	1
McKinney	5A:2000,01,16	3	0
McKinney Boyd	6A:2018,19	2	0
Melissa	2A:2009,10,12; 3A:2013,14; 4A:2015,19,21	8	0
Memphis	1A:1978,79; 2A:1986,87,88,89; 1A:1992,2000,01,02,03,04,07*,09,10,11,12*,13*,14; 2A:2015*,16,17*,21,22,23	25	5
Meridian	1A:1997,2005,06,07	4	0
Merit Bland	1A:2008,14; 2A:2015	3	0
Midland	1A:1974; 4A:1975*; 5A:1981,82	4	1
Midland Lee	1A:1974*; 4A:1976,77,78,80; 5A:1993*,94,96,98	9	2
Midlothian	4A:2003; 5A:2018,19	3	0
Midlothian Heritage	4A:2019,21,22	3	0
Mineola	2A:1977,78,79,80; 3A:2021,22,23	7	0
Mineral Wells	3A:1977,78,80; 4A:1983,84*	5	1
Mission Sharyland	4A:1999,2000; 5A:2008,13,14,15,16,17,18,19	10	0
Monahans	3A:1997,2002,04,08,09*,10*,14; 4A:2019	8	2






# GIRLS GOLF


## ALL-TIME STATE TOURNAMENT APPEARANCES

\* - State Champion

School	Tournament Appearances	Tourn App.	Championships
Montgomery	3A:1994,95; 4A:1997,98,99,2000,01*,02*,03*,04*,05*,06*,07*,08,09*,10*,11*,12*,13,14; 6A:2015,16,17,18; 5A:2019,21,22,23,24	29	11
Montgomery Lake Creek	5A:2022,23,24	3	0
Moody	2A:2017,19	2	0
Moran	B:1976	1	0
Moulton	1A:2001,17,18,22	4	0
Mount Belvieu Barbers Hill	3A:1983; 5A:2015	2	0
Mount Pleasant	4A:1982	1	0
Mt. Pleasant Chapel Hill	2A:2010,14; 3A:2015,17,19	5	0
Muenster	1A:1975,90,2012,14; 2A:2022,23	6	0
Munday	1A:2022	1	0
Nacogdoches Central Heights	3A:2018	1	0
New Braunfels	4A:2005,07,08	3	0
New Summerfield	1A:1998,2000	2	0
Newton	2A:2007,08,09	3	0
Nocona	2A:1986,87*,88*,2005,06	5	2
Normangee	1A:2004; 2A:2018,19,21*,22	5	1
North Crowley	4A:2004	1	0
North Garland	5A:1994	1	0
Northwest	3A:1984,85,86,87; 4A:2006; 5A:2019,21	7	0
Northwest Eaton	4A:2016	1	0
Northwest Nelson	3A:2010; 4A:2011,12,13*,14; 6A:2019	6	1
Odessa Compass Academy	3A:2021,22,23,24*	4	1
Odessa Permian	5A:1988,89,2004	3	0
Oglesby	1A:2023	1	0
Olney	B:1974*; 2A:1975,76,83,2007,08,16,18	8	1
Orangefield	3A:2013,24	2	0
Overton	1A:1982,83,84,85,86,87	6	0
Ozona	2A:1981,93,96,97*,98,2022	6	1
Paducah	2A:1982,83,84,85; 1A:1987,2013,14,16	8	0
Palmer	B:1977,80	2	0
Pampa	4A:1998,99	2	0
Panhandle	2A:1984,85	2	0
Paradise	B:1977,78,79,80; 1A:1981,82,83	7	0
Paris	3A:1979; 4A:1981,86	3	0
Paris North Lamar	3A:2003	1	0
Pattonville Prairiland	2A:1996	1	0
Pecos	3A:2003,06	2	0
Petrolia	1A:1976	1	0
Pittsburg	3A:1994	1	0
Plano	4A:1975	1	0
Plano West	5A:2007,08; 6A:2019	3	0
Pleasanton	4A:2016,17	2	0



San Antonio Reagan - 2022 Conference 6A Girls Golf Team Champions



Sonora - 2017 Conference 3A Girls Golf Team Champions

School	Tournament Appearances	Tourn App.	Championships
Ponder	1A:1988	1	0
Port Aransas	1A:2009	1	0
Post	2A:1992,95,96*	3	1
Pottsboro	3A:2019	1	0
Prairie Valley	1A:1987	1	0
Priddy	1A:1994,97	2	0
Prosper	3A:2010,11,12; 4A:2013,14; 5A:2015	6	0
Prosper Walnut Grove	5A:2024	1	0
Quanah	B:1974; 2A:1975,87,89,91,92,93,95,96,97,98,99,2017,18,19,21,22	17	0
Quinlan Boles	3A:1981; 2A:2021,22,23,24	5	0
Quitman	2A:2012,13	2	0
Rankin	1A:1977,78*,82,83,84	5	1
Raymondville	4A:1986,87	2	0
Refugio	2A:1991,98,99,2004,05*	5	1
Richardson Pearce	4A:1976,2002	2	0
Richland Springs	1A:2019	1	0
River Oaks Castleberry	3A:1979	1	0
Robert Lee	1A:1991,92,93,94*,95,96,97,98,2000,06,07,11,13,16,17,18,19*,21*,22*	19	4
Robinson	3A:2003,04	2	0
Rochelle	1A:2023,24	2	0
Rockdale	2A:1978,80; 3A:1981,82,2015,16,17,18	8	0
Rocksprings	1A:1998	1	0
Rosebud-Lott	2A:2018	1	0
Rosenberg Lamar Consolidated	4A:1975,79	2	0
Rotan	B:1975,76	2	0
Round Rock Westwood	5A:1982*,83,84*,85,86,89*,90*,91*,92,93,95,97,2001,03	14	5
Runge	1A:1987,88,89,90,91,92,95,2015,16	9	0
Sabinal	1A:1998,99,2000,01,02,06,07	7	0
Salado	B:1978,79,80; 1A:1981,82*,83,84,85; 2A:2001,02*,03*,06*,07,08,09,10*,13*,14; 4A:2017,18,19,21,22,23	24	6
San Angelo Central	5A:1988,90,94*,95,96,2002	6	1




# GIRLS GOLF


## ALL-TIME STATE TOURNAMENT APPEARANCES

\* - State Champion

School	Tournament Appearances	Tourn App.	Championships
San Antonio Alamo Heights	4A:2014; 5A:2015,19,21*,22,23*,24*	7	3
San Antonio Churchill	5A:1992,93,94,95,96*,97*,98*,99*,2000*,07,11; 6A:2015	12	5
San Antonio East Central	3A:1975*,76,78	3	1
San Antonio Johnson	5A:2012,13; 6A:2016,19	4	0
San Antonio Lackland	1A:1976,77	2	0
San Antonio Lee	5A:1990,91	2	0
San Antonio MacArthur	1A:1974; 4A:1979; 5A:2005,06,10	5	0
San Antonio Reagan	5A:2001,02,05,07,11,12,13,14; 6A:2015,16,17,18,21,22*,23,24	16	1
San Antonio Roosevelt	1A:1974*; 4A:1975,76,77; 5A:1989	5	1
San Antonio Southside	4A:2001,02,03	3	0
San Augustine	3A:1988	1	0
San Saba	1A:1979,80; 2A:1981,82,83,84,85,90,91,92,93,94,95,2003,04,05,06,07,08,15,16	21	0
Sanderson	1A:1994,95,96	3	0
Sanger	3A:1983,2009	2	0
Santo	B:1976,77,78*,79*,80; 2A:2015,16	7	2
Schulenburg	2A:1992,93,94,95*,96,97	6	1
Sealy	3A:1984,86,89,99,2000,01,02,05,10,13	10	0
Seguin	5A:1991,92	2	0
Seminole	3A:1988; 4A:2017,18,22,23,24	6	0
Seymour	2A:1979,80,81,82,88	5	0
Shallowater	3A:2018	1	0
Shamrock	1A:1997,2001,03,04,05,06*,10,18	8	1
Sherman	4A:1995	1	0
Shiner	2A:2023,24	2	0
Sierra Blanca	1A:2015	1	0
Silsbee	4A:1987,90	2	0
Simms Bowie	1A:2009	1	0
Slaton	3A:1985	1	0
Snyder	4A:1982,84,86*,87,90,94,95,96,97*,98,99,2000,01,02; 3A:2003*,04,05,06,07,12,13,14; 4A:2015	23	3
Sonora	3A:1994; 2A:1999,2003,04,05,12*,13,14*; 3A:2015*,16*,17*,18; 2A:2023,24	14	5




Garden City - 2023 Conference 1A Girls Golf Team Champions




Robert Lee - 2021 Conference 1A Girls Golf Team Champions





Wall - 2022 Conference 3A Girls Golf Team Champions



Wall - 2023 Conference 3A Girls Golf Team Champions

School	Tournament Appearances	Tourn App.	Championships
Southlake Carroll	4A:1999,2000; 5A:2007,08*,09*,13,14; 6A:2015,16,17,18,19,21,22,23,24	15	2
Spearman	B:1974; 2A:1975*,90	3	1
Splendor	3A:2014	1	0
Stanton	1A:1975,76; 2A:1988	3	0
Sterling City	1A:2019	1	0
Stratford	2A:1991,2019,21	3	0
Sulphur Bluff	1A:2024	1	0
Sulphur Springs	4A:1981,83,84,85,86,87,88,89,90,91,92,2023,24	13	0
Sundown	1A:1982,83*,85	3	1
Sunnyvale	2A:2014; 3A:2015,16	3	0
Sweetwater	4A:1981; 3A:2005	2	0
Tatum	1A:1975,76,77,78,79; 3A:2023,24	7	0
Temple	5A:1986,87,88,89,93	5	0
Tenaha	1A:1989,91,92,93,94,96	6	0
Texarkana Texas	4A:2013,14; 5A:2015	3	0
Thrall	2A:2015,17	2	0
Throckmorton	1A:1983,86,87,88,89,90,99,2001,02,03*,04,05,06,15,21,23,24	18	1
Tilden McMullen County	1A:2019,21,22,24	4	0
Tioga	1A:2015,16,17,18	4	0
Tolar	1A:2004; 2A:2024	2	0
Tomball	6A:2023,24	2	0
Troup	2A:1981,82,87	3	0
Tulia	3A:1981,82,83,84	4	0
Tuscola Jim Ned	2A:2011*,12,13,14	4	1
Tyler Lee	4A:1979,94,96	3	0
Universal City Randolph	2A:1977,78	2	0
Utopia	1A:2002,03,04,05,10,11,12,14,15,16*,17,21,23,24	14	0
Uvalde	4A:1988,89,90	3	0
Van Alstyne	2A:2000	1	0
Vanderbilt Industrial	2A:1985,86; 3A:2024	3	0
Vega	1A:1993,97,99,2013; 2A:2018,19	6	0



# GIRLS GOLF

## ALL-TIME STATE TOURNAMENT APPEARANCES

\* - State Champion

School	Tournament Appearances	Tourn App.	Championships
Venus	B:1979,80	2	0
Veribest	1A:2021,22,23,24	4	0
Victoria	4A:1980; 5A:1983,89,99,2000,01,06	7	0
Victoria East	5A:2017	1	0
Victoria Memorial	5A:2001,02,03,04*	4	1
Waco Midway	3A:1975,76; 4A:2001,07,11	5	0
Wall	2A:2006,07*,08*,09*; 3A:2017,21*,22*,23*,24	9	6
Wallis Brazos	1A:1975; 2A:1996	2	0
Warren	2A:2002,05,10	3	0
Weimar	2A:1987,88,89*,2000,12,13,14*,16,17,18	10	2
West	3A:2021,22,23	3	0
Wellington	1A:2005,06,08,14; 2A:2015,16*,17,24	8	1
Wharton	4A:1985,91,92,93	4	0
Wheeler	1A:1988,89; 2A:1994; 1A:1995*,96*,98	6	2
White Deer	1A:2015	1	0
Whitesboro	3A:1998	1	0
Whitewright	1A:1990	1	0
Wildorado	1A:2023	1	0
Willis	B:1974; 5A:2018	2	0
Wimberley	4A:2015,16	2	0
Wink	1A:1980,81,2015*,16; 2A:2021,22,23,24	8	1
Wolfforth Frenship	4A:2007,13	2	0
Woodsboro	1A:2012	1	0
Woodlands College Park	6A:2021,22	2	0
Yoakum	3A:1982,83,84*,85,86,87,89,90*,91*,92*,93*,94,95*,96*,97,98,99,2000,01,02,03,04*,05,06,07,08,09,10,11,12,14,18,19	33	8
Yorktown	2A:1983	1	0
Zapata	3A:2001,02; 4A:2018	3	0



Fort Worth Paschal - 2005 Conference 5A Boys Golf Team Champions

## First year of UIL competition: 1948-49

### Tournament Format

Individual titles are decided by lowest individual score. For team titles, the lowest four scores from teams of five each round are combined to determine a team score. The lowest team score shall be declared the champion.

### State Tournament Structure

The state tournament began with the top team and top individual not on the advancing team qualifying for state. From 1973-2012, the top two teams and top two individuals at regionals not already on advancing teams qualified for the state tournament. In 2013, the top three teams and top three individuals at regionals not already on advancing teams qualified for the state tournament.


### Evolution of UIL Boys Golf State Tournament

Season	Conference(s)
1949	CITY
1950	2A, CITY
1951-58	2A, 1A, B
1959-80	4A, 3A, 2A, 1A, B
1981-2014	5A, 4A, 3A, 2A, 1A
2015-	6A, 5A, 4A, 3A, 2A, 1A

### Location History

Various courses have been used throughout the history of the state tournament. Besides the first two years of the state tournament, courses used have been in the Greater Austin Area. Current courses utilized are: Legacy Hills GC (Georgetown), White Wing GC (Georgetown), Legends GC (Kingsland), Jimmy Clay GC (Austin), Lions Municipal GC (Austin) and Plum Creek GC (Kyle).





Argyle - 2017 Conference 4A Boys Golf Team Champions

## TEAM CHAMPIONS

### 2024

- 6A-Austin Lake Travis-570 (-6)
- 5A-Cornal Smithson Valley-572 (-4)
- 4A-Bridgeport-589 (+13)
- 3A-Lubbock Cooper Liberty-617 (+41)
- 2A-Sonora-626 (+58)
- 1A-Gail Borden County-681 (+105)

### 2023

- 6A-Austin Westlake-573 (-3)
- 5A-Montgomery Lake Creek-595 (+19)
- 4A-Canyon Randall-603 (+27)
- 3A-Callisburg-613 (+27)
- 2A-Lindsay-617 (+49)
- 1A-Wildorado-694 (+126)

### 2022

- 6A-Austin Westlake-565 (-11)
- 5A-Austin Anderson-587 (+11)
- 4A-Argyle-592 (+16)
- 3A-Brock-626 (+50)
- 2A-Lindsay-684 (+116)
- 1A-Jonesboro-671 (+103)

### 2021

- 6A-Austin Westlake-568 (-8)
- 5A-Dallas Highland Park-585 (+9)
- 4A-Argyle-442 (+16)\*
- 3A-Brock-639 (+63)
- 2A-Normangee-522 (+90)\*
- 1A-Sterling City-749 (+181)

\* - 27 holes

### 2020

(Cancelled due to COVID-19 Pandemic)

### 2019

- 6A-Austin Westlake-565 (-11)
- 5A-Dallas Highland Park-581 (+5)
- 4A-Monahans-608 (+40)
- 3A-Columbus-627 (+59)
- 2A-Goldthwaite-618 (+50)
- 1A-Garden City-710 (+142)

### 2018

- 6A-Austin Westlake-573 (-3)
- 5A-Dallas Highland Park-564 (-12)
- 4A-Monahans-615 (+27)
- 3A-Pottsboro-621 (+45)
- 2A-Grapeland-626 (+50)
- 1A-Garden City-706 (+138)

### 2017

- 6A-Austin Westlake-572 (-4)
- 5A-Dallas Highland Park-591 (+15)
- 4A-Argyle-633 (+57)
- 3A-Troup-621 (+45)
- 2A-Grapeland-600 (+32)
- 1A-Happy-638 (+70)

### 2016

- 6A-Plano West-580 (+4)
- 5A-Austin Vandegrift-572 (-4)
- 4A-Argyle-605 (+45)
- 3A-Brock-624 (+48)
- 2A-Normangee-602 (+34)
- 1A-Happy-673 (+105)

### 2015

- 6A-Southlake Carroll-588 (+12)
- 5A-Austin Vandegrift-614 (+38)
- 4A-Argyle-612 (+52)
- 3A-Brock-662 (+86)
- 2A-Normangee-630 (+62)
- 1A-Throckmorton-663 (+95)

### 2014

- 5A-Austin Westlake-575 (+15)
- 4A-Austin Vandegrift-584 (+16)
- 3A-Andrews-638 (+62)
- 2A-Salado-641 (+73)
- 1A-Weimar-653 (+85)

### 2013

- 5A-Austin Lake Travis-571 (-5)
- 4A-Dallas Highland Park-560 (E)
- 3A-Andrews-631 (+55)
- 2A-Holiday-687 (+119)
- 1A-Weimar-683 (+115)

### 2012

- 5A-Conroe The Woodlands-571 (+11)
- 4A-Austin Lake Travis-588 (+12)
- 3A-Fredericksburg-615 (+39)
- 2A-Weimar (A)-613 (+45)
- 1A-Rankin-665 (+97)

### 2011

- 5A-Mansfield-575 (-1)
- 4A-Austin Lake Travis-596 (+20)
- 3A-Prosper-605 (+37)
- 2A-Wall-640 (+72)
- 1A-Robert Lee-626 (+50)

### 2010

- 5A-Austin Westlake-427\*
- 4A-Dallas Highland Park-612 (+36)
- 3A-Texarkana Pleasant Grove-443\*
- 2A-Quitman-662 (+94)
- 1A-Robert Lee-655 (+79)

\* - 27 holes

### 2009

- 5A-Austin Westlake-575 (-1)
- 4A-Richardson Pearce-582 (+6)
- 3A-Gatesville-606 (+38)
- 2A-Salado-606 (+38)
- 1A-Robert Lee-627 (+51)

### 2008

- 5A-Plano West-595 (+19)
- 4A-Dallas Highland Park-595 (+19)
- 3A-Graham-597 (+29)
- 2A-Salado-619 (+51)
- 1A-Robert Lee-658 (+82)



**2007**

5A-Conroe The Woodlands-566 (-2)&  
4A-Aledo-564 (-4)  
3A-Castroville Medina Valley-596 (+20)  
2A-Edgewood-619 (+43)  
1A-La Rue La Poynor-654 (+86)  
& - Won Playoff

**2006**

5A-Fort Worth Paschal-578 (+2)&  
4A-Dallas Highland Park-566 (-10)  
3A-Palestine-594 (+18)  
2A-Edgewood-627 (+51)  
1A-Throckmorton-653 (+77)  
& - Won Playoff

**2005**

5A-Conroe The Woodlands-561 (-7)  
4A-Dallas Highland Park-580 (+12)  
3A-Palestine-605 (+29)  
2A-Jacksboro-631 (+55)  
1A-Iraan-632 (+56)

**2004**

5A-Southlake Carroll-575 (+7)  
4A-Dallas Highland Park-549 (-19)  
3A-Slaton-635 (+59)  
2A-Three Rivers-613 (+37)  
1A-Iraan-631 (+64)

**2003**

5A-Fort Bend Elkins-583 (+16)  
4A-Dallas Highland Park-559 (-9)  
3A-Snyder-621 (+45)  
2A-Three Rivers-608 (+32)  
1A-Memphis-624 (+50)

**2002**

5A-Conroe The Woodlands-575 (+7)  
4A-Dallas Highland Park-588 (+20)  
3A-Perryton-627 (+51)  
2A-Memphis-640 (+64)  
1A-Throckmorton-646 (+70)

**2001**

5A-Austin Westlake-564 (-4)  
4A-Dallas Highland Park-574 (+6)  
3A-Sweetwater-619 (+43)  
2A-Olney-625 (+49)  
1A-Wheeler-653 (+77)

**2000**

5A-Lubbock Coronado-595 (+27)  
4A-Dallas Highland Park (Blue)-575 (+7)  
3A-Hardin-Jefferson-600 (+32)  
2A-Olney-646 (+78)  
1A-Wheeler-651 (+75)

**1999**

5A-Austin Westlake-578 (+10)  
4A-Andrews-584 (+16)  
3A-Hardin-Jefferson-598 (+30)  
2A-Hamilton-620 (+52)  
1A-Sterling City-326 (+38)\*\*  
\*\* - 18 holes

**1998**

5A-San Antonio Churchill-568 (E)&  
4A-Austin Anderson-568 (E)  
3A-Mexia-608 (+40)  
2A-Hamilton-605 (+37)  
1A-Shamrock-668 (+92)  
& - Won Playoff

**1997**

5A-San Antonio Churchill-446\*  
4A-Austin Anderson-588 (+20)  
3A-Austin Lake Travis-618 (+50)  
2A-Hamilton-623 (+55)  
1A-Meridian-663 (+87)  
\* - 27 holes

**1996**

5A-Austin Westlake-598 (+30)  
4A-Rockwall-585 (+17)  
3A-Montgomery-611 (+43)  
2A-Baird-649 (+81)  
1A-Booker-694 (+18)

**1995**

5A-El Paso Hanks-580 (+4)  
4A-Austin Anderson-607 (+31)  
3A-Lindale-611 (+43)  
2A-Memphis-640 (+72)  
1A-Booker-664 (+88)

**1994**

5A-Plano-289 (+1)\*\*  
4A-Austin Anderson-301 (+13)\*\*  
3A-Tulia-644 (+68)  
2A-Quanah-659 (+91)  
1A-Baird-497\*  
\*\* - 18 holes  
\* - 27 holes

**1993**

5A-Conroe The Woodlands-610 (+34)  
4A-Dallas Highland Park-595 (+19)  
3A-Graham-632 (+56)  
2A-Cisco-642 (+74)  
1A-Booker-667 (+99)

**1992**

5A-El Paso Coronado-607 (+31)  
4A-Dallas Highland Park-619 (+43)  
3A-Abilene Wylie-623 (+47)

2A-Olney-609 (+41)  
1A-Robert Lee-679 (+111)

**1991**

5A-Richardson Berkner-595 (+19)  
4A-Dallas Highland Park-608 (+32)  
3A-Texarkana Pleasant Grove-637 (+61)  
2A-Weimar-612 (+44)  
1A-Robert Lee-693 (+125)

**1990**

5A-Conroe-633 (+57)  
4A-Dallas Highland Park-618 (+42)  
3A-Texarkana Pleasant Grove-632 (+56)  
2A-Weimar-665 (+97)  
1A-Robert Lee-700 (+132)

**1989**

5A-Plano-602 (+26)  
4A-Dallas Highland Park-609 (+33)  
3A-Texarkana Pleasant Grove-620 (+44)  
2A-China Spring-657 (+89)  
1A-Baird-688 (+120)

**1988**

5A-Dallas Lake Highlands-593 (+17)  
4A-Paris-622 (+46)  
3A-Mabank-628 (+52)&  
2A-China Spring-636 (+68)  
1A-Baird-672 (+104)  
& - Won Playoff

**1987**

5A-Humble Kingwood-596 (+20)  
4A-Andrews-605 (+29)  
3A-Abilene Wylie-613 (+37)  
2A-China Spring-628 (+60)  
1A-Lago Vista-682 (+114)

**1986**

5A-Conroe-595 (+19)  
4A-Brownwood-626 (+50)  
3A-Texarkana Pleasant Grove-639 (+63)  
2A-Stanton-664 (+96)  
1A-Salado-661 (+93)

**1985**

5A-Conroe-591 (+15)  
4A-Brownwood-606 (+30)  
3A-China Spring-604 (+28)  
2A-Cooper-656 (+88)  
1A-Throckmorton-686 (+118)

**1984**

5A-Abilene-596 (+20)  
4A-Pampa-624 (+48)  
3A-China Spring-665 (+97)&  
2A-Vanderbilt Industrial-685 (+117)  
1A-Salado-701 (+133)



& - Won Playoff

**1983**

- 5A-Abilene Cooper-586 (+10)
- 4A-Paris-616 (+40)
- 3A-Hardin-Jefferson-620 (+52)
- 2A-San Saba-647 (+79)
- 1A-Salado-669 (+101)

**1982**

- 5A-Abilene Cooper-590 (+14)
- 4A-Paris-617 (+41)
- 3A-Hardin-Jefferson-462\*
- 2A-San Saba-486\*
- 1A-Salado-503\*

\* - 27 holes

**1981**

- 5A-Fort Bend Dulles-585 (+9)
- 4A-Paris-632 (+56)
- 3A-Hardin-Jefferson-640 (+72)
- 2A-Mart-661 (+93)
- 1A-Salado-677 (+109)

**1980**

- 4A-Fort Bend Dulles-590 (+14)
- 3A-Austin Westlake-620 (+44)
- 2A-Hardin-Jefferson-462\*
- 1A-Bullard-489\*
- B-Throckmorton-494\*

\* - 27 holes

**1979**

- 4A-Humble-616 (+40)
- 3A-Paris-634 (+58)
- 2A-Hardin-Jefferson-655 (+79)
- 1A-Dublin-660 (+92)
- B-Throckmorton-693 (+125)

**1978**

- 4A-Austin Johnson-600 (+24)
- 3A-Round Rock-613 (+37)
- 2A-Hardin-Jefferson-618 (+42)
- 1A-Aledo-655 (+79)
- B-Throckmorton-675 (+99)

**1977**

- 4A-Dallas Highland Park-605 (+29)
- 3A-Fort Stockton-627 (+51)&
- 2A-Decatur-623 (+47)
- 1A-Rankin-657 (+81)
- B-Throckmorton-690 (+114)

& - Won Playoff

**1976**

- 4A-Odessa Permian-622 (+46)
- 3A-Hardin-Jefferson-645 (+69)
- 2A-Decatur-668 (+92)
- 1A-Rankin-662 (+86)



Beaumont Forest Park - 1968 Conference 3A Boys Golf Team Champions

- B-Bullard-729 (+153)

**1975**

- 4A-San Angelo Central-607 (+31)
- 3A-Houston Eisenhower-620 (+44)
- 2A-McCamey-650 (+74)
- 1A-Rankin-646 (+70)
- B-Bronte-700 (+124)

**1974**

- 4A-Fort Worth Arlington Heights-594 (+18)
- 3A-Athens-622 (+46)
- 2A-Houston Eisenhower-652 (+76)
- 1A-Rankin-652 (+76)
- B-Booker-700 (+124)

**1973**

- 4A-Fort Worth Arlington Heights-613 (+37)
- 3A-Sweetwater-637 (+61)
- 2A-Boling-638 (+62)
- 1A-Rankin-634 (+66)
- B-Salado-711 (+43)

**1972**

- 4A-Corpus Christi King-618 (+42)
- 3A-Sweetwater-637 (+61)
- 2A-Boling-655 (+79)
- 1A-Iraan-672 (+104)
- B-Forsan-719 (+151)

**1971**

- 4A-Fort Worth Paschal-616 (+40)
- 3A-Monahans-657 (+81)
- 2A-Hardin-Jefferson-652 (+76)
- 1A-Nocona-654 (+86)
- B-Anton-683 (+115)

**1970**

- 4A-San Antonio Alamo Heights-615 (+39)
- 3A-Monahans-660 (+84)
- 2A-Hardin-Jefferson-668 (+92)
- 1A-Weimar-673 (+105)
- B-Alief-753 (+185)

**1969**

- 4A-Austin High-585 (+9)
- 3A-College Station A&M Consolidated-631 (+55)
- 2A-Daingerfield-658 (+82)
- 1A-Weimar-644 (+76)
- B-Bronte-693 (+125)

**1968**

- 4A-San Antonio Alamo Heights-616 (+40)
- 3A-Beaumont Forest Park-640 (+64)
- 2A-Jacksboro-668 (+92)
- 1A-McLean-666 (+98)
- B-Anna-767 (+199)

**1967**

- 4A-Dallas Adams-616 (+40)
- 3A-Seguin-645 (+69)
- 2A-Jacksboro-660 (+84)
- 1A-Albany-656 (+88)
- B-Richland Springs-738 (+170)

**1966**

- 4A-San Antonio LEE-633 (+57)
- 3A-Seguin-646 (+70)
- 2A-Alpine-669 (+93)
- 1A-Memphis-679 (+111)
- B-Overton-696 (+128)

**1965**

- 4A-San Antonio Alamo Heights-609 (+33)





3A-Seguin-628 (+52)  
 2A-Jacksboro-658 (+90)  
 1A-Big Lake Reagan County-662 (+94)  
 B-Shallowater-732 (+70)

### 1964

4A-San Antonio Alamo Heights-605 (+37)  
 3A-Seguin-628 (+60)  
 2A-Brady-637 (+69)  
 1A-Bastrop-654 (+86)  
 B-Menard-692 (+124)

### 1963

4A-San Antonio Alamo Heights-602 (+34)  
 3A-Seguin-635 (+67)  
 2A-Jacksboro-627 (+59)  
 1A-Big Lake Reagan County-698 (+120)  
 B-Gladewater Sabine-675 (+107)

### 1962

4A-Fort Worth Arlington Heights-619 (+51)  
 3A-Conroe-628 (+60)  
 2A-Brady-648 (+80)  
 1A-Del Valle-666 (+98)  
 B-Gladewater Sabine-684 (+116)

### 1961

4A-Fort Worth Paschal-618 (+50)  
 3A-Conroe-641 (+73)  
 2A-Columbus-663 (+95)  
 1A-Eagle Lake-660 (+92)  
 B-Gladewater Sabine-750 (+182)

### 1960

4A-Texas City-598 (+20)  
 3A-Andrews-643 (+75)  
 2A-Brady-645 (+77)  
 1A-Elgin-671 (+103)  
 B-Wink-768 (+220)

### 1959

4A-Austin-584 (+16)  
 3A-Tyler Legacy-604 (+36)  
 2A-Terrell-647 (+79)  
 1A-Elgin-647 (+79)  
 B-Wink-712 (+144)

### 1958

2A-Austin-611 (+43)  
 1A-Shamrock-641 (+73)  
 B-Bastrop-700 (+132)

### 1957

2A-Austin-620 (+52)  
 1A-Del Rio-643 (+75)  
 B-Wink-724 (+156)

### 1956

2A-San Antonio Alamo Heights-621 (+53)

1A-Athens-616 (+48)  
 B-Ranger-689 (+121)

### 1955

2A-Brownwood-609 (+41)  
 1A-Longview Pine Tree-627 (+59)  
 B-McCamey-715 (+147)

### 1954

2A-Amarillo-606 (+38)  
 1A-Stamford-624 (+56)  
 B-Iraan-723 (+155)

### 1953

2A-Houston Lamar-613 (+45)  
 1A-San Marcos-632 (+64)  
 B-Longview Pine Tree-655 (+87)

### 1952

2A-Houston Lamar-618 (+50)  
 1A-Lampasas-657 (+89)  
 B-Longview Pine Tree-667 (+99)

### 1951

2A-Dallas Highland Park-602 (+34)  
 1A-Lampasas-680 (+112)  
 B-Longview Pine Tree-727 (+159)

### 1950

CITY-San Antonio Alamo Heights-658 (+82)  
 2A-Dallas Highland Park-637 (+61)

### 1949

CITY-Houston Lamar-612 (+36)

## TEAM RECORDS

### MOST STATE CHAMPIONSHIPS

#### Overall

- Dallas Highland Park (1950-51,77,1989-93, 2000-06,08,10,13,17-19, 21) 22
- Austin Westlake (1980,96,99,2001,2009-10, 12,2017-19, 21-23) 13
- Hardin-Jefferson (1970-71,76,1978-80, 1981-83,1999-00) 11
- Salado (1973,1981-84,86,2008-09,14) 9
- Throckmorton (1977-80,85,2002,06,15) 8
- San Antonio Alamo Heights (1950,56, 1963-65,68,70) 7
- Weimar (1969-70,1990-91,2012,2013-14) 7
- Robert Lee (1990-92,2008-11) 7
- Rankin (1973-77,2012) 6
- Eight teams tied 5

#### 6A

- Austin Westlake (1980,96,99,2001,2009-10, 12,2017-19, 21-23) 13
- Austin Lake Travis (1997,2011,13, 24) 5
- Conroe The Woodlands (1993,2002,05,12) 4

- Fort Worth Paschal (1961,71,2006-07) 4
- Austin Vandegriff (2014-16) 3
- Six teams tied 2

#### 5A

- Dallas Highland Park (1950-51,77,1989-93, 2000-06,08,10,13,17-19, 21) 22
- San Antonio Alamo Heights (1950,56, 1963-65,68,70) 7
- Austin Anderson (1994-95,1997-98, 2022) 5
- Seguin (1963-67) 5
- Abilene Cooper (1982-84) 3
- Fort Worth Arlington Heights (1962,1973-74) 3
- Abilene Wylie (1987,92) 2
- Aledo (1978,2007) 2
- 12 teams tied 1

#### 4A

- Hardin-Jefferson (1970-71,76,1978-80, 1981-83,1999-00) 11
- Salado (1973,1981-84,86,2008-09,14) 9
- Argyle (2015-17, 21-22) 5
- China Spring (1984-85,1987-89) 5
- Paris (1979,1981-83,88) 5
- Texarkana Pleasant Grove (1986,1989-91, 2010) 5
- Monahans (1970-71,2018-19) 4
- Sweetwater (1972-73,2001) 3
- Six teams tied 2

#### 3A

- Jacksboro (1963,65,1967-68,2005) 5
- Brock (2015-16, 21-22) 4
- Brady (1960,62,64) 3
- Gladewater (1961-63) 3
- Hamilton (1997-99) 3
- Big Lake Reagan County (1963,65) 2
- Boling (1972-73) 2
- Columbus (1961,2019) 2
- Edgewood (2006-07) 2
- 19 teams tied 1

#### 2A

- Weimar (1969-70,1990-91,2012,2013-14) 7
- Memphis (1966,95,2002-03) 4
- Normangee (2015-16,21) 3
- Olney (1992,2000-01) 3
- Grapeland (2017-18) 2
- Lindsay (2022-23) 2
- San Saba (1982-83) 2
- Three Rivers (2003-04) 2
- Wheeler (2000-01) 2
- Nine teams tied 1

#### 1A

- Throckmorton (1977-80,85,2002,06,15) 8
- Robert Lee (1990-92,2008-11) 7
- Rankin (1973-77,2012) 6
- Baird (1988-89,94,96) 4



# BOYS GOLF

## RECORDBOOK - INDIVIDUAL STATE CHAMPIONS

- 5. Bronte (1969,75) 2
- Garden City (2018-19) 2
- Sterling City (1999,2022) 2
- 8. 10 teams tied 1

### MOST MEDALS

#### Overall

- 1. Dallas Highland Park (19-G, 7-S, 4-B) 30
- 2. Austin Westlake (13-G, 6-S, 5-B) 24
- 3. Hardin-Jefferson (11-G, 7-S, 2-B) 20
- 4. Memphis (4-G, 8-S, 5-B) 17
- 5. Throckmorton (8-G, 5-S, 3-B) 16
- 6. Weimar (7-G, 4-S, 4-B) 15
- 7. Salado (9-G, 2-S, 3-B) 14
- 8. Texarkana Pleasant Grove (5-G, 6-S, 2-B) 13
- 9. Andrews (5-G, 3-S, 4-B) 12
- 10. Four teams tied 11

#### 6A

- 1. Austin Westlake (13-G, 6-S, 5-B) 24
- 2. Austin Lake Travis (5-G, 4-S, 2-B) 11
- 3. Southlake Carroll (2-G, 5-S, 3-B) 10
- 4. Conroe The Woodlands (4-G, 4-S, 1-B) 9
- 5. Austin Vandegrift (3-G, 2-S, 3-B) 8
- Conroe (4-G, 3-S, 1-B) 8
- 7. Humble Kingwood (1-G, 5-S, 1-B) 7
- Mansfield (1-G, 4-S, 2-B) 7
- Plano West (2-G, 1-S, 4-B) 7
- 10. Two teams tied 6

#### 5A

- 1. Dallas Highland Park (19-G, 7-S, 4-B) 30
- 2. San Antonio Alamo Heights (7-G, 1-S, 2-B) 10
- 3. Austin Anderson (5-G, 3-S) 8
- 4. Abilene Wylie (2-G, 4-S, 1-B) 7
- 5. Lindale (1-G, 2-S, 3-B) 6
- Montgomery (1-G, 5-B) 6
- Seguin (5-G, 1-B) 6
- 8. Six teams tied 4

#### 4A

- 1. Hardin-Jefferson (11-G, 7-S, 2-B) 20
- 2. Salado (9-G, 2-S, 3-B) 14
- 3. Texarkana Pleasant Grove (5-G, 6-S, 2-B) 13
- 4. Andrews (5-G, 3-S, 4-B) 12
- 5. Argyle (5-G, 4-S) 9
- 6. Bullard (2-G, 4-S, 1-B) 7
- China Spring (5-G, 1-S, 1-B) 7
- Monahans (4-G, 1-S, 2-B) 7
- Paris (5-G, 1-S, 1-B) 7
- 10. Decatur (2-G, 4-B) 6

#### 3A

- 1. Edgewood (2-G, 1-S, 7-B) 10
- 2. Brock (4-G, 5-S) 9
- 3. Big Lake Reagan County (2-G, 2-S, 4-B) 8
- 4. Jacksboro (5-G, 2-S) 7
- Hamilton (3-G, 3-B) 6
- Troup (1-G, 3-S, 2-B) 6

- 7. Boling (2-G, 1-S, 2-B) 5
- 8. Seven teams tied 4

#### 2A

- 1. Memphis (4-G, 8-S, 5-B) 17
- 2. Weimar (7-G, 4-S, 4-B) 15
- 3. Olney (3-G, 6-S, 2-B) 11
- Sonora (1-G, 7-S, 3-B) 11
- 5. Albany (1-G, 3-S, 6-B) 10
- 6. Eight teams tied 4

#### 1A

- 1. Throckmorton (8-G, 5-S, 3-B) 16
- 2. Robert Lee (7-G, 3-S, 1-B) 11
- 3. Booker (4-G, 1-S, 5-B) 10
- Iraan (4-G, 3-S, 3-B) 10
- Rankin (6-G, 4-B) 10
- Robert Lee (6-G, 3-S, 1-B) 10
- 7. Baird (4-G, 2-S, 2-B) 8
- 8. Bronte (2-G, 2-S, 1-B) 5
- 9. Seven teams tied 3

## INDIVIDUAL CHAMPIONS

### 2024

- 6A-Cooper Paull, Con. The Woodlands-138 (-6)
- 5A-Luke Colton, Frisco Wakeland-136 (-8)
- 4A-Jaxon Donaldson, Wimberley-136 (-8)
- 3A-Reed Blacklock, Lubbock Cooper Liberty-143 (-1)
- 2A-Walt Thompson, Goldthwaite-144 (+2)
- 1A-Walker Johnson, Iredell-154 (+10)

### 2023

- 6A-Adam Villanueva, Austin Westlake-132 (-12)
- 5A-Thomas Curry, Texarkana Texas-134 (-10)
- 4A-Jaxon Donaldson, Wimberley-136 (-8)
- 3A-Xander Parks, Orangefield-142 (-2)
- 2A-Dylan Ford, Sonora-138 (-4)
- 1A-Will Thomason, Chester-153 (+11)

### 2022

- 6A-Matt Comegys, Plano West-136 (-8)
- 5A-Keaton Vo, Austin Anderson-133 (-11)
- 4A-Gaven Lane, Argyle-136 (-8)
- 3A-Braden Smith, Lago Vista-147 (+3)
- 2A-Ethan Boggs, Morton-151 (+9)
- 1A-Jeffrey Morse, Jonesboro-153 (+11)

### 2021

- 6A-Kaelen Dulany, Keller-138 (-6)
- 5A-Preston Cooper, Dal. Highland Park-141 (-3)
- 4A-Jaxon Donaldson, Wimberley-101 (-7)\*
- 3A-Carson Wray, Columbus-148 (+4)
- 2A-Warren Taylor, Tahoka-108 (E)\*
- 1A-Gatlin Goad, Briscoe Ft. Elliott-147 (+5)

\* - 27 holes

### 2020

(Cancelled due to COVID-19 Pandemic)

### 2019

- 6A-Thomas Bockholt, Austin Westlake-139 (-5)&
  - 5A-Jun Min Lee, Mission Sharyland-137 (-7)
  - 4A-Jack Burke, Little Cypress-Mauriceville-141 (-1)
  - 3A-Austyn Reily, Pottsboro-144 (E)
  - 2A-Trevor Roquemore, Douglass-141 (-1)&
  - 1A-Seth Bearden, Crowell-144 (+2)
- & - Won Playoff

### 2018

- 6A-Matthew Riedel, Houston Stratford-135 (-9)
- 5A-Trip Carter, Dallas Highland Park-134 (-10)
- 4A-Sam Bennett, Madisonville-142 (-2)
- 3A-Austyn Reily, Pottsboro-137 (-7)
- 2A-Rick Frauenberger, Grapeland-136 (-6)
- 1A-Seth Bearden, Crowell-145 (+3)

### 2017

- 6A-Parker Coody, Plano West-139 (-5)
- 5A-Scott Roden, Dallas Highland Park-141 (-3)
- 4A-Jaryn Pruitt, Brownwood-141 (-3)
- 3A-Kasey Middleton, Comanche-145 (+1)
- 2A-Rick Frauenberger, Grapeland-139 (-3)
- 1A-Sterling White, Happy-144 (+2)

### 2016

- 6A-Travis McInroe, Plano West-141 (-3)
- 5A-Cooper Dossey, Austin Vandegrift-135 (-9)
- 4A-Sam Bennett, Madisonville-138 (-2)
- 3A-Will Holcomb V, Crockett-144 (E)
- 2A-Logan Young, Normangee-139 (-3)
- 1A-Luke Kikade, Blanket-150 (+8)

### 2015

- 6A-Colin Kober, Southlake Carroll-142 (-2)
- 5A-Chandler Phillips, Huntsville-141 (-3)
- 4A-Cole Grona, Fredericksburg-147 (+7)
- 3A-Jacob Lowe, San Antonio Cole-147 (+3)
- 2A-Logan Young, Normangee-138 (-4)
- 1A-Lanham Brown, Throckmorton-148 (+6)

### 2014

- 5A-Matthew Perrine, Austin Westlake-136 (-4)
  - 4A-Scottie Scheffler, Dallas Highland Park-138 (-4)
  - 3A-G.K. Morrison, Andrews-149 (+5)&
  - 2A-Zach James, Whitesboro-144 (+2)
  - 1A-Tanner Thompson, Olney-148 (+6)
- & - Won Playoff

### 2013

- 5A-Andrew Paysse, Belton-138 (-6)
- 4A-Scottie Scheffler, Dallas Highland Park-135 (-5)
- 3A-James Sandoval, Pleasanton-148 (+4)
- 2A-Dane Hankamer, Salado-156 (+14)
- 1A-Logan Young, Normangee-158 (+16)&



& - Won Playoff

### 2012

5A-Stratton Nolen, Austin Westlake-140 (E)&  
 4A-Scottie Scheffler, Dallas Highland Park-140 (-4)  
 3A-Kraig Zimmerhanel, Smithville-145 (+1)  
 2A-Jake Blenden, Crawford-142 (E)  
 1A-Jackson Latimer, Martin's Mill-146 (+4)  
 & - Won Playoff

### 2011

5A-Jordan Speith, Dallas Jesuit-132 (-8)  
 4A-Joe Beck III, Austin Lake Travis-143 (-1)  
 3A-Sean Romero, Texarkana Pleasant Grove-145 (+3)&  
 2A-Tyson Turnbow, Muleshoe-148 (+6)  
 1A-Logan Phillee, Robert Lee-142 (-2)  
 & - Won Playoff

### 2010

5A-Cory Whitsett, Houston Memorial-103\*&  
 4A-Curtis Reed, Castroville Medina Valley-143 (-1)  
 3A-Sean Romero, Texarkana Pleasant Grove-101\*  
 2A-Zeb Littlefield, Millsap-152 (+10)  
 1A-Logan Phillee, Robert Lee-149 (+5)  
 & - Won Playoff  
 \* - 27 holes

### 2009

5A-Jordan Speith, Dallas Jesuit-139 (-5)  
 4A-Cody Gribble, Dallas Highland Park-135 (-9)  
 3A-Jacob Torans, Devine-141 (-1)  
 2A-Ryan O'Rear, Salado-143 (+1)  
 1A-Logan Phillee, Robert Lee-140 (-4)

### 2008

5A-Cory Whitsett, Houston Memorial-141 (-3)  
 4A-Cody Gribble, Dallas Highland Park, 140 (-4)  
 3A-Chase Chapman, Robinson-141 (-1)  
 2A-Ryan O'Rear, Salado-140 (-2)  
 1A-Ruston Boyd, Grapeland-151 (+7)

### 2007

5A-Blake Redmond, Fort Bend Clements-133 (-9)  
 4A-Adam Wennerstrom, Austin Lake Travis-137 (-5)  
 3A-Curtis Reed, Castroville Medina Valley-145 (+1)&  
 2A-Ryan O'Rear, Salado-142 (-2)  
 1A-Daniel Gibbins, La Rue La Poynor-150 (+8)  
 & - Won Playoff

### 2006

5A-Matt Harvey, Georgetown-135 (-7)  
 4A-Dustin Morris, Crosby-138 (-4)  
 3A-Joseph Totah, Palestine-145 (+1)  
 2A-Travis Klutts, Callisburg-145 (+1)  
 1A-Chris Schroeder, Riesel-146 (+2)

### 2005

5A-Bronson Burgoon, Conroe The Woodlands-130 (-12)  
 4A-Sang Yi, Lewisville Hebron-131 (-11)

3A-Mathew Oates, Diboll-145 (+1)  
 2A-Colton Williams, Jacksboro-148 (+4)  
 1A-Blaine Weiterman, Overton-143 (-1)

### 2004

5A-Lance Lopez, Fort Bend Elkins-138 (-4)  
 4A-Charlie Holland, Dallas Highland Park-136 (-6)&  
 3A-Jeremy Martin, Slaton-150 (+6)  
 2A-Colton Williams, Jacksboro-145 (+1)  
 1A-Michael Hills, Utopia-144 (+2)



Jessie Sosa - El Paso Hanks

& - Won Playoff

### 2003

5A-Bronson Burgoon, Conroe The Woodlands-138 (-4)&  
 4A-Will Osborne, Wichita Falls-137 (-5)  
 3A-Colt Knost, Pilot Point-145 (+1)  
 2A-Jeremy Miller, Moody-141 (-3)  
 1A-Kevin Doskocil, Abbott-148 (+4)  
 & - Won Playoff

### 2002

5A-Jeff Bell, Plano West-140 (-2)  
 4A-Josh Price, Marble Falls-144 (+2)  
 3A-Trey Todd, Abilene Wylie-146 (+2)  
 2A-Bobby Hutcherson, Memphis-145 (+1)  
 1A-Johnathan Burpo, Dodd City-153 (+9)

### 2001

5A-Tyler Duncan, Austin Westlake-137 (-5)  
 4A-Ryan Baca, Rosenberg Lamar Consolidated-134 (-8)  
 3A-Trey Todd, Abilene Wylie-148 (+4)  
 2A-Brandon Weir, Gilmer Harmony-144 (E)  
 1A-Thumper Galyean, Paducah-152 (+8)

### 2000

5A-J.J. Killen, Lubbock Coronado-141 (-1)&  
 4A-Scott Abbott, Dallas Highland Park-140 (-2)  
 3A-Brett Ashmore, Hardin-Jefferson-147 (+5)  
 2A-Rory Smith, Big Sandy-146 (+4)  
 1A-Bubba Bailey, Memphis-150 (+6)&  
 & - Won Playoff

### 1999

5A-Hunter Mahan, McKinney-138 (-4)  
 4A-Dan Floyd, Longview Pine Tree-141 (-1)&  
 3A-Brett Callas, Huffman-136 (-6)  
 2A-Aaron Gardner, Hamilton-141 (-1)  
 1A-Bubba Bailey, Memphis-70 (-2)  
 & - Won Playoff

### 1998

5A-Martin Flores, San Antonio Clark-137 (-5)  
 4A-Troy Matteson, Austin Anderson-135 (-7)  
 3A-Ryan Hancock, Mexia-143 (+1)  
 2A-Michael Pruitt, Idalou-138 (-4)  
 1A-Rodney Laskowski, Anderson-152 (+8)

### 1997

5A-Worth Williams, Rockwall-107\*  
 4A-Troy Matteson, Austin Anderson-140 (-2)  
 3A-Ryan Hancock, Mexia-149 (+7)  
 2A-Michael Pruitt, Idalou-136 (-6)  
 1A-Chris Baker, Marfa-155 (+11)  
 \* - 27 holes

### 1996

5A-Robert Ryder, Mansfield-146 (+4)&  
 4A-Ed Loar, Rockwall-140 (-2)&  
 3A-Chad Wallace, Liberty-144 (+2)  
 2A-Michael Pruitt, Idalou-134 (-8)  
 1A-Wayne Warren, Normangee-159 (+15)&  
 & - Won Playoff

### 1995

5A-Jessie Sosa, El Paso Hanks-142 (-2)  
 4A-Mark McEntire, Austin Anderson-148 (+4)&  
 3A-Joran Meeks, Hamshire-Fannett-144 (+2)  
 2A-Michael Pruitt, Idalou-146 (+4)  
 1A-Nic Ketcherside, Farwell-158 (+14)  
 & - Won Playoff

### 1994

5A-Brad Elder, Plano-67 (-5)\*\*  
 4A-Brandt Kieschnick, Bay City-71 (-1)\*\*  
 3A-Jarrett Patterson, Texark. Pleasant Grove-110 (+2)\*  
 2A-Jamie Nickelson, Franklin-151 (+9)  
 1A-John Miller, Shamrock-105\*  
 \* - 27 holes  
 \*\* - 18 holes

### 1993

5A-Patrick Malone, Humble Kingwood-142 (-2)





4A-Greg Harper, Austin Anderson-144 (E)&  
3A-Marcus Jones, Graham-143 (-1)  
2A-James Nickelson, Franklin-145 (+3)  
1A-Tye Barton, Baird-155 (+13)&  
& - *Won Playoff*

**1992**

5A-Deron Zinneker, Round Rock-143 (-1)  
4A-Chad Campbell, Andrews-146 (+2)  
3A-Bud Still, Diboll-137 (-7)  
2A-Stephen Price, Olney-147 (+5)  
1A-Johnny Miller, Shamrock-152 (+10)

**1991**

5A-Grant Masson, Richardson Berkner-144 (E)  
4A-Trip Kuehne, Dallas Highland Park-142 (-2)  
3A-Marcus Jones, Graham-148 (+4)  
2A-Aaron Grohmann, Weimar-147 (+5)  
1A-Eljijo Ramirez Jr., San Isidrio-149 (+7)

**1990**

5A-Justin Leonard, Rich. Lake Highlands-144 (E)  
4A-Trip Kuehne, Dallas Highland Park-147 (+3)  
3A-Robin Deaton, Lindale-147 (+3)  
2A-Tim James, Edgewood-156 (+14)  
1A-Brandon Herber, Whitewright-154 (+12)

**1989**

5A-Justin Leonard, Rich. Lake Highlands-142 (-2)  
4A-Allan Bratton, CS A&M Consolidated-145 (+1)  
3A-Jaxon Brigman, Abilene Wylie-147 (+3)&  
2A-Bryan Lightfoot, Hamilton-149 (+7)  
1A-Brandon Herber, Whitewright-150 (+8)  
& - *Won Playoff*

**1988**

5A-Tom Hemker, Rich. Lake Highlands-142 (-2)  
4A-Jayson Hill, Rockwall-148 (+4)&  
3A-Jaxon Brigman, Abilene Wylie-139 (-5)  
2A-Terry Nightingale-China Spring-150 (+8)  
1A-John Lyons-Lago Vista-155 (+13)  
& - *Won Playoff*

**1987**

5A-Brad McCollum, Plano-140 (-4)  
4A-Mike McCaffrey, Sulphur Springs-143 (-1)  
3A-Jaxon Brigman, Abilene Wylie-150 (+6)  
2A-Gary Schoen, Hamilton-149 (+7)  
1A-John Lyons, Lago Vista-154 (+12)

**1986**

5A-Bo Beard, Conroe-140 (-4)  
4A-Kyle Jerome, Liberty-150 (+6)&  
3A-Bo Cooper, Sanger-146 (+2)  
2A-Craig Koch, Ranger-143 (+1)  
1A-David Preston, Salado-156 (+14)  
& - *Won Playoff*

**1985**

5A-David White, Conroe-141 (-3)  
4A-Kyle Jerome, Liberty-144 (E)  
3A-Jeff Linnstaedter, China Spring-144 (E)&  
2A-Kevin Gracie, Troup-152 (+10)  
1A-Mike Kelley, Slidell-159 (+17)  
& - *Won Playoff*

**1984**

5A-Brian Watts, Carrollton Smith-139 (-5)  
4A-Paul McIntire, Pampa-149 (+5)  
3A-Scott Malloch, Hardin-Jefferson-155 (+13)  
2A-Kelly Edwards, Vanderbilt Industrial/Kevin Gracie, Troup-160 (+18)  
1A-David Preston, Salado-165 (+23)

**1983**

5A-Bob Estes, Abilene Cooper-142 (-2)  
4A-Ricky Bell, Mansfield-149 (+5)&  
3A-Trey Tyner, Hardin-Jefferson-144 (+2)  
2A-Sam Peldger, San Saba-158 (+16)  
1A-Chris Shive, Lago Vista-158 (+16)  
& - *Won Playoff*

**1982**

5A-Jeff Maggert, Conroe McCullough-144 (E)&  
4A-Rouge Baecker, Crosby-147 (+3)  
3A-Blair Manasse, Hardin-Jefferson-107\*  
2A-Hayden Merket, Hamlin-114\*  
1A-Robert Schenkel, Salado-119\*  
& - *Won Playoff*  
\* - 27 holes

**1981**

5A-Arthur Lopez, Fort Bend Dulles-143 (+1)  
4A-Darin Patrizi, Crosby-154 (+10)&  
3A-Daryl Burtttschell, Comanche-149 (+7)  
2A-Bill Boy Bryant, Dublin-147 (+5)  
1A-David Harvell, Salado-160 (+18)  
& - *Won Playoff*

**1980**

4A-Ignacio DeLeon, Sugar Land Dulles-141 (-3)  
3A-Mark Dees, Paris-146 (+2)  
2A-Billy Bruno, Hardin-Jefferson-110\*  
1A-Bill Boy Bryant, Dublin-106\*  
B-Brad Whatley, Darrouzett-114\*  
\* - 27 holes

**1979**

4A-Todd Mavis, Humble-147 (+3)  
3A-Donnie Kelly, Belton-148 (+4)  
2A-Billy Bruno, Hardin-Jefferson-156 (+12)  
1A-Kyle McCardle, Clint-151 (+9)  
B-Gregg Scarlett, Throckmorton-158 (+16)

**1978**

4A-Greg Chapman, Austin Johnson-144 (E)

3A-Mike Ray, Borger-145 (+1)  
2A-Billy Bruno, Hardin-Jefferson-145 (+1)  
1A-Bill Boy Bryant, Dublin-149 (+5)  
B-Gregg Scarlett, Throckmorton-158 (+14)

**1977**

4A-Barry Ratcliff, Houston Clear Lake-145 (+1)  
3A-Blaine McCallister, Fort Stockton-149 (+5)  
2A-Jerry Collins, Devine-152 (+8)  
1A-David Burden, Clifton-155 (+11)&  
B-Gregg Scarlett, Throckmorton-161 (+17)&  
& - *Won Playoff*

**1976**

4A-Terry Snodgrass, Arlington Lamar-152 (+8)  
3A-Kirk Walker, Sulphur Springs-154 (+10)  
2A-Miller Scott, Clyde-156 (+12)  
1A-Don O'Bannon, Iraan-154 (+10)  
B-Keith Durrett, Bullard-167 (+23)&  
& - *Won Playoff*

**1975**

4A-Britt Harrison, Beaumont Forest Park-145 (+1)  
3A-Craig Barton, Houston Eisenhower-150 (+6)  
2A-Doug Adams, McCamey-154 (+10)  
1A-Donnie O'Bannon, Iraan-149 (+5)  
B-Ricky Faight, Roby-164 (+20)&  
& - *Won Playoff*

**1974**

4A-Lindy Miller, FW Arlington Heights-143 (-1)  
3A-S. Grant, Athens-153 (+9)  
2A-Craig Barton, Houston Eisenhower-152 (+8)  
1A-Ross Wortham, Iraan-147 (+3)  
B-Pat Downey, Mozelle-160 (+16)

**1973**

4A-Lindy Miller, FW Arlington Heights-148 (+4)  
3A-Steve Cagel, Gainesville-153 (+9)  
2A-Bill Edwards, Boling-152 (+8)  
1A-Gary Vamadore, Rankin-152 (+10)  
B-John Preston, Salado-159 (+17)

**1972**

4A-R. Hoyt, Houston Westchester-146 (+2)  
3A-S. Morgan, Sweetwater-153 (+9)  
2A-Bill Edwards, Boling-157 (+13)  
1A-Keith Hamilton, Mabank-152 (+10)  
B-Charles Bailey, Forsan-163 (+21)

**1971**

4A-Wally Payne, Fort Worth Paschal-149 (+5)  
3A-Ron Huckabee, Monahans-152 (+8)&  
2A-Andy Hale, Floydada-156 (+12)  
1A-Barry Huggins, Troup-156 (+14)  
B-Tommy Gilbert, Anton-165 (+13)&  
& - *Won Playoff*



Scottie Scheffler - Dallas Highland Park

### 1970

4A-Ben Crenshaw, Austin-149 (+5)  
 3A-Ron Huckabee, Monahans-154 (+10)  
 2A-Don Sammons, Electra-160 (+16)  
 1A-Gary Braun, Weimar-161 (+19)  
 B-Keith McCutchen, Bronte-162 (+20)

### 1969

4A-Ben Crenshaw, Austin-136 (-8)  
 3A-Billy Hannah, Jasper-150 (+6)  
 2A-Mike Ramey, Daingerfield-153 (+9)  
 1A-Gary Heger, Weimar-145 (+3)  
 B-Paul Wood, Anna-165 (+23)

### 1968

4A-Tom Kite, Austin McCallum-148 (+4)  
 3A-Rickey Maxey, Longview Pine Tree-155 (+11)  
 2A-Tommy Hayes, Big Lake Reagan County-160 (+16)  
 1A-Ross Balliew, Albany-158 (+16)  
 B-George Marshall, Aledo-155 (+13)

### 1967

4A-Tom Kite, Austin McCallum-147 (+3)  
 3A-Bruce Lietzke, Beaumont Forest Park-145 (+1)  
 2A-Tommy Gilbert, Jacksboro-156 (+12)  
 1A-Dick Back, McLean-155 (+13)  
 B-Tim Hamilton, Loraine-154 (+12)

### 1966

4A-Steve Holmsley, San Antonio Lee-148 (+4)  
 3A-Drayton Mahaffey, Kerrville Tivy-152 (+8)  
 2A-W.A. Hawkins, Jacksboro-159 (+15)  
 1A-Bill Bunte, Smithville-162 (+20)  
 B-Roger Moore, Overton-159 (+17)

### 1965

4A-Samuel Adelman, SA Alamo Heights-146 (+2)  
 3A-John Bohman, Seguin-152 (+8)  
 2A-Rikki Massengale, Jacksboro-149 (+7)  
 1A-Bill Evans, Odem-154 (+12)  
 B-Lynn Faulkenberry, Gladewater Sabine-159 (+17)

### 1964

4A-Samuel Adelman, SA Alamo Heights-148 (+6)&  
 3A-Jim Clayton, Kermit-146 (+4)  
 2A-Rikki Massengale, Jacksboro-144 (+2)  
 1A-Ronnie Wilkins, Bastrop-157 (+15)  
 B-Gary Sorrels, Gladewater Sabine-160 (+18)  
 & - *Won Playoff*

### 1963

4A-Samuel Adelman, SA Alamo Heights-145 (+3)&  
 3A-John Bohman, Seguin-147 (+7)  
 2A-Jimmy Wilcoxson, Childress-149 (+7)  
 1A-Jay Dunbar, Memphis-157 (+15)  
 B-Sammy Pearson, Calvert-163 (+21)  
 & - *Won Playoff*

### 1962

4A-Dave Turner, FW Arlington Heights-147 (+5)  
 3A-David Holcomb, Mission-149 (+7)  
 2A-Bob Archer, Brady-150 (+8)  
 1A-Harold Gardner, Big Lake Reagan County-158 (+16)&  
 B-Ronnie Bamburg, Gladewater Sabine-160 (+18)  
 & - *Won Playoff*

### 1961

4A-John Lawson, Fort Worth Paschal-147 (+5)  
 3A-Charles Links, Gainesville-149 (+7)  
 2A-Johnny Jones, Gatesville-150 (+8)  
 1A-Curtis Laughlin, Eagle Lake-155 (+13)&  
 B-Ronnie Bamburg, Gladewater Sabine-168 (+26)  
 & - *Won Playoff*

### 1960

4A-Mark Hopkins, Texas City-139 (-3)  
 3A-Charles Carothers, Sulphur Springs-151 (+9)  
 2A-Terry James, Gilmer-144 (+2)  
 1A-Curtis Laughlin, Eagle Lake-159 (+17)  
 B-Billy Peacock, Everman-171 (+29)

### 1959

4A-Randy Petri, Austin High-140 (-2)  
 3A-T.C. Hamilton, Tyler Lee-144 (+2)  
 2A-James Terry, Gilmer-148 (+6)  
 1A-Pat Simpson, Keller-163 (+21)&  
 B-Raymond Mayes, Sheridan-154 (+12)  
 & - *Won Playoff*

### 1958

2A-Elgie Seamster, Borger-146 (+4)  
 1A-John Shackelford, Shamrock-152 (+10)  
 B-Mike Higgins, Tomball-159 (+17)

### 1957

2A-Randy Petri, Austin High-150 (+8)  
 1A-Joe Trevino, Del Rio-150 (+8)  
 B-Richard Hales, Memphis-156 (+14)

### 1956

2A-Jim Bratten, SA Alamo Heights-148 (+6)  
 1A-George Robinson, Athens-149 (+7)  
 B-Jimmy Blackmar, Luling-156 (+14)

### 1955

2A-Phil Lobstein, Brownwood-146 (+4)  
 1A-Mike York, Waxahachie-141 (-1)  
 B-John Live, Eastland-155 (+13)

### 1954

2A-John Farquhar, Amarillo-145 (+3)  
 1A-Charles Coody, Stamford-139 (-3)  
 B-Bob White, Tomball-153 (+11)

### 1953

2A-Marcelino Moreno, Midland-146 (+4)  
 1A-Robert Baker, San Marcos-154 (+12)  
 B-Richard Parvino, Longview Pine Tree-143 (+1)

### 1952

2A-Jimmy Powell, Dallas Sunset-144 (+2)  
 1A-Jim Boyd, Lampasas-156 (+14)&  
 B-Richard Parvino, Longview Pine Tree-156 (+14)  
 & - *Won Playoff*

### 1951

2A-Stewart Carrell, Dallas Highland Park-147 (+5)  
 1A-Tommy Cruse, Jacksonville-144 (+2)  
 B-Jackie Clark, Troup-153 (+11)

### 1950

CITY-Pete Hessemer, Houston Davis-141 (-3)&  
 2A-Lee Pinkston, Abilene-146 (+2)  
 & - *Won Playoff*

### 1949

CITY-Bernard Riviere, Houston Lamar-148 (+4)

## MULTIPLE INDIVIDUAL CHAMPIONS

### 4

Michael Pruitt, Idalou (1995-98)

### 3

Jaxon Donaldson, Wimberley (2021,23-24)  
 Logan Young, Normangee (2013,15-16)  
 Scottie Scheffler, Dallas Highland Park (2012-14)  
 Logan Phillely, Robert Lee (2009-11)  
 Ryan O'Rear, Salado (2007-09)  
 Jaxon Brigrman, Abilene Wylie (1987-89)  
 Bill Boy Bryant, Dublin (1978,80-81)  
 Billy Bruno, Hardin-Jefferson (1978-80)



# BOYS GOLF

## INDIVIDUAL STATE CHAMPIONS - RECORDBOOK

Gregg Scarlett, Throckmorton (1977-79)  
 Samuel Adelman, SA Alamo Heights (1963-65)

### 2

Seth Bearden, Crowell (2018-19)  
 Austyn Reily, Pottsboro (2018-19)  
 Sam Bennett, Madisonville (2016-18)  
 Rick Frauenberger, Grapeland (2017-18)  
 Sean Romero, Tex. Pleasant Grove (2010-11)  
 Jordan Speith, Dallas Jesuit (2009,11)  
 Curtis Reed, Castroville Medina Valley (2007,10)  
 Cory Whitsett, Houston Memorial (2008,10)  
 Cody Gribble, Dallas Highland Park (2008-09)  
 Bronson Burgoon, Conroe The Woodlands (2003,05)  
 Colton Williams, Jacksboro (2004-05)  
 Trey Todd, Abilene Wylie (2001-02)  
 Bubba Bailey, Memphis (1999-00)  
 Ryan Hancock, Mexia (1997-98)  
 Troy Matteson, Austin Anderson (1997-98)  
 Marcus Jones, Graham (1991,93)  
 Trip Kuehne, Dallas Highland Park (1990-91)  
 Brandon Heber, Whitewright (1989-90)  
 Justin Leonard, Rich. Lake Highlands (1989-90)  
 John Lyons, Lago Vista (1987-88)  
 Kyle Jerome, Liberty (1985-86)  
 David Preston, Salado (1984,86)  
 Kevin Gracie, Troup (1984-85)  
 Craig Barton, Houston Eisenhower (1974-75)  
 Lindy Miller, FW Arlington Heights (1973-74)  
 Bill Edwards, Boling (1972-73)  
 Ron Huckabee, Monahans (1970-71)  
 Ben Crenshaw, Austin (1969-70)  
 Tom Kite, Austin McCallum (1967-68)  
 John Bohmann, Seguin (1963,65)  
 Rikki Massengale, Jacksboro (1964-65)  
 Ronnie Bamburg, Gladewater Sabine (1961-62)  
 Curtis Laughlin, Eagle Lake (1960-61)  
 Randy Petri, Austin (1957,59)  
 Richard Parvino, Longview Pine Tree (1952-53)

## RECORDBOOK

### 6A

#### INDIVIDUAL

##### Low First Round

1 -10(61) Bronson Burgoon, The Woodlands, 2005  
 2 -7(64) Matt Harvey, Georgetown, 2006  
 3 -6(65) Tyler Duncan, Austin Westlake, 2001  
 4 -6(66) Bennett Kuhns, Austin Lake Travis, 2024  
 -6(66) Adam Villanueva, Austin Westlake, 2023  
 -6(66) Charlie Wylie, Hou. Memorial, 2023  
 7 -5 Eight players tied

##### Low Second Round

1 -8(64) Jordan Speith, Dallas Jesuit, 2011  
 2 -7(65) Jordan Speith, Dallas Jesuit, 2009  
 3 -6(65) Blake Redmond, FB Clements, 2007  
 -6(65) Adam Robinson, FW Paschal, 1998  
 -6(66) Cooper Paull, Con. the Woodlands, 2024

-6(66) Adam Villanueva, Austin Westlake, 2023  
 -6(66) Brooks Simmons, Highland Park, 2023  
 -6(66) David Harrison, Northwest Nelson, 2019  
 9 -5 Seven players tied

##### Low Final Score

1 -12(130) Bronson Burgoon, The Woodlands, 2005  
 -12(132) Adam Villanueva, Austin Westlake, 2023  
 -12(132) Jordan Speith, Dallas Jesuit, 2011  
 4 -9(133) Blake Redmond, FB Clements, 2007  
 -9(135) Matthew Riedel, Houston Stratford, 2018  
 -9(135) Matt Harvey, Georgetown, 2006  
 7 -8(136) Ethan Fang, Plano West, 2023  
 -8(136) Jeff Edelman, Southlake Carroll, 2006  
 -8(136) Ben Crenshaw, Austin, 1969  
 10 -7(137) Three players tied

##### Margin of Victory

1 7 Jordan Speith, Dallas Jesuit, 2011  
 2 6 Justin Leonard, Rich. Lake Highlands, 1990  
 6 Bo Beard, Conroe, 1986  
 6 Ben Crenshaw, Austin, 1969  
 5 5 Bronson Burgoon, Con. The Woodlands, 2005  
 5 Brian Watts, Dallas Wilson, 1984  
 7 4 Adam Villanueva, Austin Westlake, 2023  
 4 Matthew Perrine, Austin Westlake, 2014  
 4 Cory Whitsett, Houston Memorial, 2008  
 10 3 Nine players tied

#### TEAM

##### Low First Round

1 -11(273) Austin Westlake, 2001  
 2 -10(274) Conroe The Woodlands, 2005  
 3 -9(279) Austin Lake Travis, 2024  
 4 -6(282) Austin Westlake, 2009  
 5 -5(279) Conroe The Woodlands, 2007  
 -5(279) Midland Legacy, 2005  
 -5(283) Austin Westlake, 2021  
 -5(283) Austin Westlake, 2018  
 9 -3 Four teams tied

##### Low Second Round

1 -12(276) Austin Westlake, 2019  
 2 -11(277) Austin Lake Travis, 2013  
 3 -10(278) Austin Westlake, 2022  
 4 -8(280) Conroe The Woodlands, 2024  
 5 -6(282) Southlake Carroll, 2013  
 6 -5(279) Humble Kingwood, 1998  
 7 -4(284) Austin Westlake, 2017  
 8 -3(281) Fort Bend Elkins, 2004  
 -3(285) Austin Westlake, 2022  
 -3(285) Austin Westlake, 2021

##### Low Final Score

1 -11(565) Austin Westlake, 2022  
 2 -9(565) Austin Westlake, 2019  
 3 -8(568) Austin Westlake, 2021  
 4 -7(561) Conroe The Woodlands, 2005  
 5 -6(570) Austin Lake Travis, 2024

6 -4(564) Austin Westlake, 2001  
 -4(572) Austin Westlake, 2017  
 8 -3(572) Austin Westlake, 2023  
 -3(573) Austin Westlake, 2018  
 10 -2(566) Two teams tied

##### Margin of Victory

1 25 San Antonio Alamo Heights, 1963  
 2 24 El Paso Hanks, 1995  
 3 23 Austin Westlake, 2022  
 4 21 San Antonio Alamo Heights, 1965  
 5 20 Austin Westlake, 2019  
 6 18 Austin Westlake, 2021  
 18 Fort Bend Dulles, 1981  
 8 17 Odessa Permian, 1976  
 17 San Antonio LEE, 1966  
 10 16 Three teams tied

### 5A

#### INDIVIDUAL

##### Low First Round

1 -7(64) Sang Yi, Lewisville Hebron, 2005  
 2 -6(66) Luke Colton, Frisco Wakeland, 2024  
 -6(66) Thomas Curry, Texarkana Tex., 2023  
 -6(66) Cooper Dorsey, Austin Vandegriff, 2016  
 -6(66) Cody Gribble, Highland Park, 2009  
 6 -5(66) Scottie Scheffler, Highland Park, 2014  
 -5(66) Ryan Baca, Rosenberg Lamar, 2001  
 -5(67) Ryan Griff, Comal Smithson Valley, 2024  
 -5(67) Jake Holbrook, Granbury, 2018  
 10 -4 10 players tied

##### Low Second Round

1 -6(64) Scottie Scheffler, Highland Park, 2013  
 -6(66) Trip Carter, Dallas Highland Park, 2018  
 3 -5(65) Connor Black, Humble Summer Creek, 2013  
 -5(65) Charlie Holland, Highland Park, 2004  
 -5(67) Jonathan Kim, Cedar Park, 2023  
 6 -4 19 players tied

##### Low Final Score

1 -11(131) Sang Yi, Lewisville Hebron, 2005  
 2 -10(134) Thomas Curry, Texarkana Tex., 2023  
 -10(134) Trip Carter, Dallas Highland Park, 2018  
 4 -9(135) Cooper Dorsey, Austin Vandegriff, 2016  
 -9(135) Cody Gribble, Dal. Highland Park, 2009  
 6 -8(134) Ryan Baca, Ros. Lamar Consolidated, 2001  
 -8(136) Luke Colton, Frisco Wakeland, 2024  
 8 -7(135) Troy Matteson, Austin Anderson, 1998  
 -7(137) Jun Min Lee, Mission Sharyland, 2019  
 10 -5 Six players tied

##### Margin of Victory

1 15 Chad Campbell, Andrews, 1992  
 2 12 Drayton Mahaffey, Kerrville Tivy, 1966  
 3 8 Cooper Dorsey, Austin Vandegriff, 2016  
 8 Sang Yi, Lewisville Hebron, 2005  
 5 7 Trip Carter, Dallas Highland Park, 2018





- 7 Bruce Lietzke, Beaumont Forest Park, 1967
- 6 Scottie Scheffler, Dallas Highland Park, 2014
- 6 Cody Gribble, Dallas Highland Park, 2009
- 5 Five players tied

### TEAM

#### Low First Round

- 1 -10(274) Dallas Highland Park, 2004
- 10(278) Comal Smithson Valley, 2024
- 3 -6(278) Dallas Highland Park, 2003
- 4 -3(285) Austin Vandegrift, 2016
- 5 -2(286) Dallas Highland Park, 2018
- 6 -1(285) Dallas Highland Park, 2006
- 1(283) Austin Anderson, 1998
- 8 E(284) Dallas Highland Park, 2000
- 9 +1(289) Frisco Wakeland, 2024
- 10 +2(290) Dallas Highland Park, 2019

#### Low Second Round

- 1 -10(278) Dallas Highland Park, 2018
- 2 -9(275) Dallas Highland Park, 2004
- 3 -8(276) Palestine, 2003
- 4 -6(274) Dallas Highland Park, 2013
- 5 -3(281) Dallas Highland Park, 2003
- 6 -2(286) Dallas Highland Park, 2021(Twice)
- 8 -1 Five teams tied

#### Low Final Score

- 1 -19(549) Dallas Highland Park, 2004
- 2 -12(564) Dallas Highland Park, 2018
- 3 -9(559) Dallas Highland Park, 2003
- 4 -5(563) Palestine, 2003
- 5 -4(572) Comal Smithson Valley, 2024
- 4(572) Austin Vandegrift, 2016
- 7 -2(566) Dallas Highland Park, 2006
- 8 E(560) Dallas Highland Park, 2013
- E(568) Austin Anderson, 1998
- 10 +5(581) Dallas Highland Park, 2019

#### Margin of Victory

- 1 47 Austin Vandegrift, 2016
- 2 35 Del Rio, 1957
- 3 33 Dallas Highland Park, 2018
- 33 Dallas Highland Park, 2004
- 5 25 Dallas Highland Park, 2013
- 6 23 Brownwood, 1985
- 7 20 Dallas Highland Park, 1990
- 20 Andrews, 1987
- 9 19 Dallas Highland Park, 2008
- 10 17 Three teams tied

### 4A

#### INDIVIDUAL

##### Low First Round

- 1 -8(64) Bud Still, Diboll, 1992
- 2 -7(65) Jaxon Donaldson, Wimberley, 2021
- 3 -5(66) Sean Romero, Tex. Pleasant Grove, 2010
- 4 -4(66) Sam Bennett, Madisonville, 2016

- 4(67) Jacob Torans, Devine, 2009
- 4(68) Jaxon Donaldson, Wimberley, 2024
- 4(68) Konner Iglehart, Monahans, 2024
- 4(68) Matthew Oates, Diboll, 2005
- 9 -3(69) Jacob Morris, Bullard, 2024
- 3(69) Max Vergara, Levelland, 2023

##### Low Second Round

- 1 -6(66) Jaxon Donaldson, Wimberley, 2023
- 2 -5(67) Colin Price, Godley, 2023
- 5(67) Jack Burgen, Andrews, 2023
- 5(67) Marcus Jones, Graham, 1993
- 5 -4(67) Austin Mitchell, Van, 2019
- 4(67) Brett Callas, Huffman Hargrave, 1999
- 4(67) Collin Davis, Lindale, 1999
- 4(68) Jaxon Donaldson, Wimberley, 2024
- 4(68) Jaxon Brigman, Abilene Wylie, 1988
- 10 -3 Three players tied

##### Low Final Score

- 1 -8(136) Jaxon Donaldson, Wimberley, 2024

- 6 7 Sam Bennett, Madisonville, 2016
- 7 Brett Callas, Huffman Hargrave, 1999
- 8 6 Billy Bruno, Hardin-Jefferson, 1978
- 9 5 Five players tied

### TEAM

#### Low First Round

- 1 +2(290) Argyle, 2022
- 2 +3(291) Bridgeport, 2024
- 3 +4(292) Castroville Medina Valley, 2007
- 4 +6(294) Livingston, 2024
- 5 +7(295) Andrews, 2024
- 6 +11(299) Palestine, 2007
- +11(299) Palestine, 2006
- 8 +12 Four teams tied

#### Low Second Round

- 1 +7(295) Palestine, 2006
- 2 +10(294) Hardin-Jefferson, 1999
- +10(298) Bridgeport, 2024
- 4 +11(299) Andrews, 2023



Argyle - 2022 Conference 4A Boys Golf Team Champions

- 8(136) Jaxon Donaldson, Wimberley, 2023
- 3 -7(137) Bud Still, Diboll, 1992
- 4 -6(136) Brett Callas, Huffman, 1999
- 5 -5(139) Jaxon Brigman, Abilene Wylie, 1988
- 6 -4(140) Colin Price, Godley, 2023
- 7 -3(141) Price Hill, Boerne, 2023
- 3(141) Jack Burgen, Andrews, 2023
- 3(141) Jaryn Pruitt, Brownwood, 2017
- 10 -2 Three players tied

##### Margin of Victory

- 1 12 Bud Still, Diboll, 1992
- 12 Rikki Massengale, Jacksboro, 1965
- 12 Rikki Massengale, Jacksboro, 1964
- 4 11 Jason Brigman, Abilene Wylie, 1988
- 5 8 Jaxon Donaldson, Wimberley, 2024

- 5 +12(296) Hardin-Jefferson, 2000
- +12(296) Longview Spring Hill, 1998
- +12(300) Andrews, 2012
- 8 +13(301) Boerne, 2023
- +13(301) Palestine, 2005
- 10 +14 Two teams tied

##### Low Final Score

- 1 +13(589) Bridgeport, 2024
- 2 +16(592) Argyle, 2022
- 3 +18(594) Palestine, 2006
- 4 +20(596) Castroville Medina Valley, 2007
- 5 +27(603) Canyon Randall, 2023
- 6 +29(597) Graham, 2008
- +29(605) Palestine, 2007
- +29(605) Palestine, 2005



# BOYS GOLF RECORDBOOK

9 +30(598) Hardin-Jefferson, 1999  
 10 +31 Two teams tied

### Margin of Victory

1 47 Argyle, 2022  
 2 31 Jacksboro, 1963  
 3 30 Brady, 1964  
 4 26 Texarkana Pleasant Grove, 1986  
 26 Hardin-Jefferson, 1980  
 6 24 Palestine, 2008  
 7 22 Argyle, 2021  
 22 Snyder, 2003  
 22 Hardin-Jefferson, 2000  
 10 21 Three teams tied

## 3A

### INDIVIDUAL

#### Low First Round

1 -6(65) Michael Pruitt, Idalou, 1996  
 2 -3(69) Reed Blacklock, Lub. Cooper Liberty, 2024  
 -3(69) Boo Moerschell, Callisburg, 2023  
 -3(69) Austyn Reily, Pottsboro, 2018  
 5 -2(70) Xander Parks, Orangefield, 2023  
 -2(69) Ryan Martin, Coleman, 2012  
 -2(70) Ryan O'Rear, Salado, 2007  
 -2(70) Brandon Weir, Gilmer Harmony, 2001  
 9 -1 Six players tied

#### Low Second Round

1 -6(65) Michael Pruitt, Idalou, 1997  
 2 -4(67) Ryan O'Rear, Salado, 2008  
 -4(67) Michael Pruitt, Idalou, 1998  
 -4(68) Austyn Reily, Pottsboro, 2018  
 5 -3(68) Aaron Gardner, Hamilton, 1999  
 -3(69) Jason Landry, Warren, 2001  
 7 -2 Six players tied

#### Low Final Score

1 -8(134) Michael Pruitt, Idalou, 1996  
 2 -7(137) Austyn Reily, Pottsboro, 2018  
 3 -6(136) Michael Pruitt, Idalou, 1997  
 4 -4(138) Michael Pruitt, Idalou, 1998  
 5 -2(140) Ryan O'Rear, Salado, 2008  
 -2(142) Xander Parks, Orangefield, 2023  
 -2(142) Ryan O'Rear, Salado, 2007  
 8 -1(141) Aaron Gardner, Hamilton, 1999  
 9 -1(143) Reed Blacklock, Lub. Cooper Liberty, 2024  
 10 E Nine players tied

### Margin of Victory

1 16 Michael Pruitt, Idalou, 1996  
 2 15 Michael Pruitt, Idalou, 1997  
 3 12 Gary Heger, Weimar, 1969  
 4 8 Zach James, Whitesboro, 2014  
 8 Craig Koch, Ranger, 1986  
 8 Ross Wortham, Iraan, 1975  
 7 7 Austyn Reily, Pottsboro, 2018  
 7 Aaron Gardner, Hamilton, 1999

7 Michael Pruitt, Idalou, 1998  
 7 Ryann Keith Hamilton, Mabank, 1972

### TEAM

#### Low First Round

1 +10(298) Callisburg, 2023  
 2 +15(299) Salado, 2009  
 3 +16(300) Hamilton, 1998  
 4 +17(301) Olney, 1992  
 +17(305) Edgewood, 2007  
 6 +20(308) Lubbock Cooper Liberty, 2024  
 7 +21(309) Pottsboro, 2018  
 +21(309) Olney, 2001  
 9 +23(307) Weimar, 1991  
 10 +25(313) Three teams tied

#### Low Second Round

1 +11(295) Weimar, 2012  
 2 +15(303) Brock, 2016  
 3 +17(301) Salado, 2008  
 +17(305) Brock, 2022  
 5 +18(302) Hamilton, 1999  
 +18(306) Pottsboro, 2019  
 +18(306) Troup, 2017  
 8 +19(307) Brock, 2017  
 9 +20(308) Troup, 2018  
 +20(308) Jacksboro, 2005

#### Low Final Score

1 +37(605) Hamilton, 1998  
 +37(613) Callisburg, 2023  
 3 +38(606) Salado, 2009  
 4 +41(609) Olney, 1992  
 +41(617) Lubbock Cooper Liberty, 2024  
 6 +44(612) Weimar, 1991  
 7 +45(613) Weimar, 2012

+45(621) Brock, 2023  
 +45(621) Pottsboro, 2018  
 +45(621) Troup, 2017

### Margin of Victory

1 66 Olney, 1992  
 2 35 China Spring, 1987  
 3 33 Weimar, 1970  
 4 30 Albany, 1967  
 5 29 Three Rivers, 2003  
 29 Hamilton, 1998  
 7 28 Hamilton, 1997  
 28 San Saba, 1983  
 28 Big Lake Reagan County, 1965  
 10 27 Salado, 2009

## 2A


### INDIVIDUAL

#### Low First Round

1 -6(65) Tanner Thompson, Olney, 2015  
 2 -5(66) John Miller, Shamrock, 1994  
 3 -4(67) Rick Frauenberger, Grapeland, 2017  
 -4(67) Logan Young, Normangee, 2016  
 -4(67) Logan Young, Normangee, 2015  
 6 -3(68) Rick Frauenberger, Grapeland, 2018  
 -3(69) Logan Philley, Robert Lee, 2009  
 8 -2(70) Six players tied

#### Low Second Round

1 -4(67) Drew Hermesmeier, Goldthwaite, 2019  
 2 -3(68) Rick Frauenberger, Grapeland, 2019  
 -3(68) Rick Frauenberger, Grapeland, 2018  
 -3(69) Jay Calvo, Baird, 2005  
 5 -2(69) Dylan Ford, Sonora, 2023  
 -2(69) Carson Grawunder, Vega, 2019



Grapeland - 2017 Conference 2A Boys Golf Team Champions





-2(69)	Saylem Maddox, Memphis, 2017
-2(69)	Brayden Cheatam, Grapeland, 2017
-2(70)	Michael Hillis, Utopia, 2004
10 -1	Four players tied

### Low Final Score

1 -6(136)	Rick Frauenberger, Grapeland, 2018
2 -4(138)	Dylan Ford, Sonora, 2023
-4(138)	Logan Young, Normangee, 2015
-4(140)	Logan Philley, Robert Lee, 2009
5 -3(139)	Rick Frauenberger, Grapeland, 2017
-3(139)	Logan Young, Normangee, 2016
7 -2(140)	Landry Rogers, Lindsay, 2023
-2(142)	Logan Philley, Robert Lee, 2011
9 -1	Five players tied

### Margin of Victory

1 15	Keith McCutchen, Bronte, 1970
2 13	John Miller, Shamrock, 1994
3 10	Rick Frauenberger, Grapeland, 2018
4 9	Brandon Hebert, Whitewright, 1989
9	Ronnie Bamberg, Gladewater Sabine, 1961
6 8	Warren Taylor, Tahoka, 2021
8	Logan Young, Normangee, 2016
8	Gregg Scarlett, Throckmorton, 1979
9 7	Logan Philley, Robert Lee, 2009
7	Lynn Faulkinberry, Gladewater Sabine, 1965

### TEAM

#### Low First Round

1 +19(303)	Lindsay, 2023
2 +20(304)	Grapeland, 2017
+20(304)	Normangee, 2016
4 +22(306)	Albany, 2023
5 +23(307)	Sonora, 2024
6 +24(308)	New Home, 2023
+24(312)	Robert Lee, 2011
8 +25(313)	Robert Lee, 2009
+25(313)	La Rue La Poynor, 2005
10 +28(312)	Grapeland, 2016

#### Low Second Round

1 +12(296)	Grapeland, 2017
2 +14(298)	Goldthwaite, 2019
+14(298)	Normangee, 2016
4 +15(303)	Memphis, 2003
5 +22(310)	Iraan, 2003
6 +24(308)	Vega, 2019
+24(312)	Iraan, 2005
8 +26(314)	Robert Lee, 2011
+26(314)	Robert Lee, 2009
10 +27(311)	Grapeland, 2018

#### Low Final Score

1 +32(600)	Grapeland, 2017
2 +34(602)	Normangee, 2016
3 +48(624)	Memphis, 2003
4 +49(617)	Lindsay, 2023
5 +50(618)	Goldthwaite, 2019

+50(626)	Robert Lee, 2011
7 +51(627)	Robert Lee, 2009
8 +56(632)	Iraan, 2005
9 +58(626)	Sonora, 2024
+58(626)	Grapeland, 2018

### Margin of Victory

1 80	Anton, 1971
2 70	Throckmorton, 1978
3 65	Bronte, 1969
4 56	Gladewater Sabine, 1962
5 50	Grapeland, 2017
6 46	Throckmorton, 1979
7 44	Forsan, 1972
8 38	Robert Lee, 1990
9 37	Gladewater Sabine, 1963
10 36	Baird, 1989

### 1A

#### INDIVIDUAL

##### Low First Round

1 E(71)	Luke Kinkade, Blanket, 2018
E(71)	Mitchell Downing, Happy, 2017
E(71)	Sterling White, Happy, 2017
4 +1(72)	Gatlin Goad, Briscoe Ft. Elliott, 2021
+1(72)	Seth Bearden, Crowell, 2019
+1(72)	Seth Bearden, Crowell, 2018
7 +2(73)	Mitchell Downing, Happy, 2015
8 +3(74)	John-Payton Freeman, White Deer, 2017
9 +4	Three players tied

##### Low Second Round

1 E(71)	Lanham Brown, Throckmorton, 2015
2 +1(72)	Seth Bearden, Crowell, 2019
+1(73)	Will Thomason, Chester, 2024
+1(73)	Ridick Davis, Slidell, 2024
5 +2(73)	Seth Bearden, Crowell, 2018
+2(73)	Luke Kinkade, Blanket, 2017
+2(73)	Sterling White, Happy, 2017
8 +3(74)	Seth Bearden, Crowell, 2021
9 +4	Seven players tied

##### Low Final Score

1 +2(144)	Seth Bearden, Crowell, 2019
+2(144)	Sterling White, Happy, 2017
3 +3(145)	Seth Bearden, Crowell, 2018
4 +4(146)	Luke Kinkade, Blanket, 2018
5 +5(147)	Gatlin Goad, Briscoe Ft. Elliott, 2021
+5(147)	Mitchell Downing, Happy, 2017
7 +6(148)	Lanham Brown, Throckmorton, 2017
+6(148)	Lanham Brown, Throckmorton, 2015
9 +8	Three players tied

##### Margin of Victory

1 19	Seth Bearden, Crowell, 2019
2 6	Gatlin Goad, Briscoe Ft. Elliott, 2021
3 3	Sterling White, Happy, 2017
3	Luke Kinkade, Blanket, 2016

5 2	Lanham Brown, Throckmorton, 2015
6 1	Will Thomason, Chester, 2023
1	Seth Bearden, Crowell, 2018

### TEAM

#### Low First Round

1 +39(323)	Happy, 2017
2 +45(329)	Clyde Eula, 2017
+45(333)	Wildorado, 2024
4 +53(337)	Throckmorton, 2015
5 +54(338)	Jonesboro, 2022
6 +56(340)	Happy, 2016
7 +57(341)	Gail Borden County, 2023
8 +58(342)	Happy, 2015
9 +61(349)	Iraan, 2024
10 +62(346)	Two teams tied

#### Low Second Round

1 +31(315)	Happy, 2017
2 +38(326)	Gail Borden County, 2024
3 +49(333)	Jonesboro, 2022
+49(333)	Happy, 2016
5 +52(336)	Garden City, 2018
+52(336)	Throckmorton, 2015
+52(340)	Westbrook, 2024
8 +56(340)	Happy, 2015
+58(346)	Earth-Springlake, 2024
10 +60(348)	Iraan, 2024


#### Low Final Score

1 +70(638)	Happy, 2017
2 +95(663)	Throckmorton, 2015
3 +103(671)	Jonesboro, 2022
4 +105(673)	Happy, 2016
+105(681)	Gail Borden County, 2024
6 +107(675)	Clyde Eula, 2017
7 +114(682)	Happy, 2015
+114(690)	Wildorado, 2024
9 +121(697)	Iraan, 2024
10 +122(698)	Earth-Springlake, 2024

#### Margin of Victory

1 51	Happy, 2016
2 40	Jonesboro, 2022
3 37	Happy, 2017
4 19	Throckmorton, 2015
5 16	Garden City, 2018
6 13	Sterling City, 2021
7 11	Wildorado, 2023
8 9	Gail Borden County, 2024
9 4	Garden City, 2019





Austin Westlake - 2019 Conference 6A Boys Golf Team Champions

## 2024 April 29-30

### 6A-White Wing GC, Georgetown (Par 72:288)

#### TEAM

1 Austin Lake Travis	279-291=570 (-6)
2 Conroe The Woodlands	295-280=575 (-1)
3 Houston Memorial	287-289=576 (E)

#### INDIVIDUALS

1 Cooper Paull, Con. The Woodlands	72-66=138 (-6)
2 Brooks Simmons, Dal. Highland Park*	69-71=140 (-4)
3 Reese Roberts, Dallas Jesuit	68-72=140 (-4)

### 5A-Legacy Hills GC, Georgetown (Par 72:288)

#### TEAM

1 Comal Smithson Valley	278-294=572 (-4)
2 Frisco Wakeland	289-297=586 (+10)
3 Prosper Walnut Grove	294-295=589 (+13)

#### INDIVIDUALS

1 Luke Colton, Frisco Wakeland	66-70=136 (-8)
2 Ryan Griff, Com. Smithson Valley	67-73=140 (-4)
3 Samuel Stribling, Georgetown*	70-71=141 (-3)
Dylan Villarreal, McAllen Memorial	73-68=141 (-3)

### 4A-Legends GC, Kingsland (Par 72:288)

#### TEAM

1 Bridgeport	291-298=589 (+13)
2 Wimberley	303-304=607 (+31)
2 Andrews	295-316=611 (+35)

#### INDIVIDUALS

1 Jaxon Donaldson, Wimberley	70-66=136 (-8)
2 Zach Kehoe, Bridgeport	74-70=144 (E)
3 Konner Iglehart, Monahans	68-77=145 (+1)

### 3A-Jimmy Clay GC, Austin (Par 72:288)

#### TEAM

1 Lubbock Cooper Liberty	308-309=617 (+41)
2 Brock	320-322=642 (+66)
3 Bowie	316-334=650 (+74)

#### INDIVIDUALS

1 Reed Blacklock, Lub. Cooper Liberty	69-74=143 (-1)
2 Lincoln Parks, Orangefield	72-72=144 (E)
3 Bryson Clark, Shallowater	74-74=148 (+4)

### 2A-Lions Municipal GC, Austin (Par 71:284)

#### TEAM

1 Sonora	307-319=626 (+58)
2 New Home	314-321=635 (+67)
3 Albany	320-316=636 (+68)

#### INDIVIDUALS

1 Walt Thompson, Goldthwaite	70-74=144 (+2)
2 Isaiah Igo, Sundown*	74-71=145 (+3)
3 Ty Chrisman, Centerville	72-73=145 (+3)

### 1A-Plum Creek GC, Kyle (Par 71:284)

#### TEAM

1 Gail Borden County	355-326=681 (+105)
1 Wildorado	333-357=690 (+114)
3 Iraan	349-38=697 (+121)

#### INDIVIDUALS

1 Walker Johnson, Iredell*	76-78=154 (+10)
2 Will Thomason, Chester	81-73=154 (+10)
3 Hunter Corman, Wildorado	78-78=156 (+12)

## 2023 May 22-23

### 6A-Legacy Hills GC, Georgetown (Par 72:288)

#### TEAM

1 Austin Westlake	286-287=573 (-3)
2 Austin Lake Travis	293-285=578 (+2)
3 Houston Memorial	288-295=583 (+7)

#### INDIVIDUALS

1 Adam Villanueva, Austin Westlake	66-66=132 (-12)
2 Ethan Fang, Plano West	67-69=136 (-8)
3 Charlie Wylie, Hou. Memorial	66-71=137 (-7)

### 5A-White Wing GC, Georgetown (Par 72:288)

#### TEAM

1 Montgomery Lake Creek	303-292=595 (+19)
2 Comal Smithson Valley	302-299=601 (+25)
3 Frisco Wakeland	303-302=605 (+29)

#### INDIVIDUALS

1 Thomas Curry, Texarkana Texas	66-68=134 (-10)
2 Luke Colton, Frisco Wakeland	69-70=139 (-5)
3 Jonathan Kim, Cedar Park	74-67=141 (-3)

### 4A-Legends GC, Kingsland (Par 72:288)

#### TEAM

1 Canyon Randall	300-303=603 (+27)
2 Andrews	308-299=607 (+31)
3 Sulphur Springs	303-312=615 (+39)

#### INDIVIDUALS

1 Jaxon Donaldson, Wimberley	70-66=136 (-8)
2 Colin Price, Godley	73-67=140 (-4)
3 Price Hill, Boerne	70-71=141 (-3)

### 3A-Jimmy Clay GC, Austin (Par 72:288)

#### TEAM

1 Callisburg	298-315=613 (+37)
2 Brock	311-310=621 (+45)
3 Bowie	325-318=643 (+67)

#### INDIVIDUALS

1 Xander Parks, Orangefield	70-72=142 (-2)
2 Boo Moerschell, Callisburg	69-76=145 (+1)
3 Jayton Vaughan, Brock	75-72=147 (+3)

### 2A-Lions Municipal GC, Austin (Par 71:284)

#### TEAM

1 Lindsay*	303-314=615 (+47)
2 New Home	308-321=629 (+61)
3 Albany	306-332=638 (+70)

#### INDIVIDUALS

1 Dylan Ford, Sonora	69-69=138 (-4)
2 Landry Rogers, Lindsay	69-71=140 (-2)
3 Jayce Driver, Woden	69-72=141 (-1)

### 1A-Plum Creek GC, Kyle (Par 71:284)

#### TEAM

1 Wildorado	346-348=694 (+126)
2 Gail Borden County	341-364=705 (+137)
3 Earth Springlake	351-358=709 (+141)

#### INDIVIDUALS

1 Will Thomason, Chester	78-75=153 (+11)
2 Kenny Arnett, D'Hanis	75-79=154 (+12)
3 Grant Drummond, Sidney	77-79=156 (+14)

## 2022 May 15-16

### 6A-Legacy Hills GC, Georgetown (Par 72:288)

#### TEAM

1 Austin Westlake	287-278=565 (-11)
2 Conroe The Woodlands	303-285=588 (+12)
3 Plano West	299-292=591 (+15)

#### INDIVIDUALS

1 Matt Comegys, Plano West	70-66=136 (-8)
2 Preston Stout, Richardson Pearce	70-67=137 (-7)
3 Kaelen Dulany, Keller	71-67=138 (-6)
Garrett Endicott, Northside Clark	68-70=138 (-6)



### 5A-White Wing GC, Georgetown (Par 72:288)

**TEAM**

1 Austin Anderson	294-293=587 (+11)
2 Dallas Highland Park-Blue	303-288=591 (+15)
3 Dallas Highland Park-Gold	303-291=594 (+18)

**INDIVIDUALS**

1 Keaton Vo, Austin Anderson	67-66=133 (-11)
2 Maximus Cavazos, Boerne Champion	69-70=139 (-5)
3 Nicholas Canales, LaPorte	69-73=142 (-2)

### 4A-Legends GC, Kingsland (Par 72:288)

**TEAM**

1 Argyle	290-302=592 (+16)
2 Bullard	311-328=639 (+63)
3 Bridgeport	319-321=640 (+64)

**INDIVIDUALS**

1 Gaven Lane, Argyle	70-66=136 (-8)
2 Jaxon Donaldson, Wimberley	67-75=142 (-2)
3 Chandler Cooke, Lake Belton	71-74=145 (+1)
Nolan De Los Santos, Waxahachie Life	71-74=145 (+1)

### 3A-Jimmy Clay GC, Austin (Par 72:288)

**TEAM**

1 Brock	321-305=626 (+50)
2 Lago Vista*	325-311=636 (+60)
3 Callisburg	316-320=636 (+60)

**INDIVIDUALS**

1 Braden Smith, Lago Vista	77-70=147 (+3)
2 Knox Renfro, Lago Vista	76-72=148 (+4)
3 Jacob Gallas, Blanco	78-72=150 (+6)

### 2A-Lions Municipal GC, Austin (Par 71:284)

**TEAM**

1 Lindsay*	335-349=684 (+116)
2 Vega	339-345=684 (+116)
3 Goldthwaite	346-341=687 (+119)

**INDIVIDUALS**

1 Ethan Boggs, Morton	75-76=151 (+9)
2 Cordell Knox, Latexo	77-78=155 (+13)
3 Casen Bromman, Vega	78-80=158 (+16)

### 1A-Plum Creek GC, Kyle (Par 71:284)

**TEAM**

1 Jonesboro	338-333=671 (+103)
2 Miami	357-354=711 (+143)
3 Sterling City	368-360=728 (+160)

**INDIVIDUALS**

1 Jeffrey Morse, Jonesboro	76-77=153 (+11)
2 Cristian Ontiveros, Marfa	78-77=155 (+13)
3 Nolan Steelman, Utopia	74-82=156 (+14)
Ben Thrasher, Miami	75-81=156 (+14)

## 2021 May 20-21

### 6A-Legacy Hills GC, Georgetown (Par 72:288)

**TEAM**

1 Austin Westlake	283-285=568 (-8)
2 Houston Memorial	292-294=586 (+10)
3 Austin Vandegrift	295-292=587 (+11)

**INDIVIDUALS**

1 Kaelen Dulaney, Keller	70-68=138 (-6)
--------------------------	----------------

2 Jacob Sosa, Austin Westlake	69-70=139 (-5)
Preston Stout, Richardson Pearce	71-68=139 (-5)

### 5A-White Wing GC, Georgetown (Par 72:288)

**TEAM**

1 Dallas Highland Park-Blue	299-286=585 (+9)
2 Boerne Champion	293-294=587 (+11)
3 Dallas Highland Park-Gold	302-286=588 (+12)

**INDIVIDUALS**

1 Preston Cooper, Dallas Highland Park	70-71=141 (-3)
2 Trevor Mierl, Austin Anderson	73-69=142 (-2)
3 TyHolbrook, Granbury	72-71=143 (-1)
Thompson Huthnance, Dallas Highland Park	72-71=143 (-1)
Hudson Weibel, Dallas Highland Park	72-71=143 (-1)

### 4A-Plum Creek GC, Kyle (Par 71:284)\*27 holes

**TEAM**

1 Argyle	296-146=442 (+16)
2 Monahans	312-152=464 (+38)
3 Canyon	312-159=471 (+45)

**INDIVIDUALS**

1 Jaxon Donaldson, Wimberley	65-36=101 (-7)
2 Gaven Lane, Argyle	70-33=103 (-5)
3 Cason Johnson, Seminole	71-36=107 (-1)

### 3A-Shadow Glen GC, Manor (Par 72:288)

**TEAM**

1 Brock	324-315=639 (+63)
2 Callisburg	338-324=662 (+86)
3 Diana New Diana	329-341=670 (+94)

**INDIVIDUALS**

1 Carson Wray, Columbus	75-73=148 (+4)
2 Cameron Hubbard, Pollok Central	78-71=149 (+5)
3 Lain Tushinsky, Tuscola Jim Ned	75-75=150 (+6)

### 2A-Legends GC, Kingsland (Par 72:288)\*27 holes

**TEAM**

1 Normangee	343-179=522 (+90)
2 Goldthwaite	347-179=526 (+94)
3 Panhandle	372-175=547 (+115)

**INDIVIDUALS**

1 Warren Taylor, Tahoka	73-35=108 (E)
2 Will Maddox, Colorado City Colorado	77-39=116 (+8)
3 Kevin Nixon, Martin's Mill	76-41=117 (+9)

### 1A-Lighthouse CC, Kingsland (Par 71:284)

**TEAM**

1 Sterling City	376-373=749 (+181)
2 Roscoe Highland	376-386=762 (+194)
3 Jonesboro	391-375=766 (+198)

**INDIVIDUALS**

1 Gatlin Goad, Briscoe Ft. Elliott	72-75=147 (+5)
2 Seth Beardeen, Crowell	79-74=153 (+11)
3 Seth Garrett, Roscoe Highland	80-80=160 (+18)

## 2020

(Cancelled due to COVID-19 Pandemic)

## 2019

### May 19-20

### 6A-Legacy Hills GC, Georgetown (Par 72:288)

**TEAM**

1 Austin Westlake-Team 1	289-276=565 (-11)
2 Austin Vandegrift	296-289=585 (+9)
3 Austin Westlake-Team 2	299-299=598 (+22)

**INDIVIDUALS**

1 Thomas Bockholt, Austin Westlake*	71-68=139 (-5)
2 David Harrison, Northwest Nelson	73-66=139 (-5)
3 Dallas Hanhamer, Belton	69-71=140 (-4)
Niko Nebout, LC Clear Springs	71-69=140 (-4)

### 5A-White Wing GC, Georgetown (Par 72:288)

**TEAM**

1 Dallas Highland Park-Blue	290-291=581 (+5)
2 Boerne Champion	298-290=588 (+12)
3 Granbury	300-296=596 (+20)

**INDIVIDUALS**

1 Jun Min Lee, Mission Sharyland	69-68=137 (-7)
2 Kevin Watts, Colleyville Heritage	70-71=141 (-3)
3 Jake Holbrook, Granbury	72-70=142 (-2)

### 4A-Plum Creek GC, Kyle (Par 71:284)

**TEAM**

1 Monahans	307-301=608 (+40)
2 Argyle	329-299=628 (+60)
3 Gatesville	323-316=639 (+71)

**INDIVIDUALS**

1 Jack Burke, Little Cypress Mauriceville	71-70=141 (-1)
2 Logan Diomede, Argyle	74-69=143 (+1)
3 Miller Harris, Carthage	73-71=144 (+2)

### 3A-Grey Rock GC, Austin (Par 72:288)

**TEAM**

1 Columbus	313-314=627 (+51)
2 Pottsboro	322-306=618 (+52)
3 Pollock Central	334-324=658 (+92)

**INDIVIDUALS**

1 Austyn Reily, Pottsboro	74-70=144 (E)
2 Cameron Hubbard, Pollock Central	73-75=148 (+4)
3 Cooper New, Comfort	78-72=150 (+6)

### 2A-Roy Kizer GC, Austin (Par 71:284)

**TEAM**

1 Goldthwaite	320-298=618 (+50)
2 Vega	320-298=628 (+60)
3 Quannah	339-318=657 (+89)

**INDIVIDUALS**

1 Trevor Roquemore, Douglass*	70-71=141 (-1)
2 Drew Hermesmeier, Goldthwaite	74-67=141 (-1)
3 Rick Frauenberger, Grapeland	75-68=143 (+1)

### 1A-Lions Municipal GC, Austin (Par 71:284)

**TEAM**

1 Garden City	362-348=710 (+142)
2 Clyde Eula	354-360=714 (+146)
3 Matador Motley County	386-363=749 (+181)

**INDIVIDUALS**

1 Seth Bearden, Crowell	72-72=144 (+2)
2 Dakota Carson, Clyde Eula	80-83=163 (+21)
3 Cade Smith, Clyde Eula	82-83=165 (+23)





**2018**

**May 14-15**

**6A-Legacy Hills GC, Georgetown (Par 72:288)**

TEAM

- 1 Austin Westlake 283-290=573 (-3)
- 2 Austin Vandegrift 294-287=581 (+5)
- 3 Houston Memorial 293-289=582 (+6)

INDIVIDUALS

- 1 Matthew Riedel, Houston Stratford 68-67=135 (-9)
- 2 Matthew Denton, Austin Westlake 70-67=137 (-7)
- Tommy Boone, Plano 70-67=137 (-7)

**5A-White Wing GC, Georgetown (Par 72:288)**

TEAM

- 1 Dallas Highland Park 286-278=564 (-12)
- 2 Cedar Park 301-296=597 (+21)
- Frisco Centennial 296-301=597 (+21)

INDIVIDUALS

- 1 Trip Carter, Dal. Highland Park 68-66=134 (-10)
- 2 Turner Hosch, Dal. Highland Park 73-68=141 (-3)
- 3 HS Chang, Cedar Park 75-68=143 (-1)
- Jun Min Lee, Mission Sharyland 70-73=143 (-1)

**4A-Apple Rock GC, Horseshoe Bay (Par 72:288)**

TEAM

- 1 Monahans 306-309=615 (+27)
- 2 Argyle 317-309=626 (+38)
- 3 Bullard 323-316=639 (+51)

INDIVIDUALS

- 1 Sam Bennett, Madisonville 70-72=142 (-2)
- 2 Joey Kirk, Monahans 73-73=146 (+2)
- 3 Jeryn Pruitt, Brownwood 71-76=147 (+3)

**3A-Grey Rock GC, Austin (Par 72:288)**

TEAM

- 1 Pottsboro 309-312=621 (+45)
- 2 Troup 322-308=630 (+54)
- 3 Diana New Diana 325-332=657 (+81)

INDIVIDUALS

- 1 Austyn Reilly, Pottsboro 69-68=137 (-7)
- 2 Garrett Leak, Brock 73-71=144 (E)
- 3 Ethan Miller, Georgetown Gateway 74-72=146 (+2)

**2A-Roy Kizer GC, Austin (Par 71:284)**

TEAM

- 1 Grapeland 315-311=626 (+50)
- 2 De Leon 323-316=639 (+63)
- 3 Vega 323-322=645 (+69)

INDIVIDUALS

- 1 Rick Frauenberger, Grapeland 68-68=136 (-6)
- 2 Roy Moya, Three Rivers 75-71=146 (+4)
- Trevor Roquemore, Douglass 71-75=146 (+4)

**1A-Lions Municipal GC, Austin (Par 71:284)**

TEAM

- 1 Garden City 370-336=706 (+138)
- 2 Blanket 352-370=722 (+154)
- 3 Iredell 373-371=744 (+176)

INDIVIDUALS

- 1 Seth Bearden, Crowell 72-73=145 (+3)
- 2 Luke Kinkade, Blanket 71-75=146 (+4)
- 3 Gatlin Goad, Briscoe Ft. Elliott 77-81=158 (+16)

**2017**

**May 22-23**

**6A-Legacy Hills GC, Georgetown (Par 72:288)**

TEAM

- 1 Austin Westlake 288-284=572 (-4)
- 2 Plano West 291-288=579 (+3)
- 3 Southlake Carroll 294-297=591 (+15)

INDIVIDUALS

- 1 Parker Coody, Plano West 71-68=139 (-5)
- 2 Mathew Denton, Austin Westlake 72-68=140 (-4)
- William Moll, Houston Memorial 68-72=140 (-4)



Sterling White - Happy

**5A-Wolfdancer GC, Lost Pines (Par 72:288)**

TEAM

- 1 Dallas Highland Park 294-297=591 (+15)
- 2 Cedar Park 304-300=604 (+28)
- 3 Lubbock Cooper 307-304=611 (+35)

INDIVIDUALS

- 1 Scott Roden, Highland Park 70-71=141 (-3)
- Mac Meissner, SA Alamo Heights 73-68=141 (-3)
- 3 Graham Hutchinson, Prosper 71-73=144 (E)

**4A-Apple Rock GC, Horseshoe Bay (Par 72:288)**

TEAM

- 1 Argyle 312-321=633 (+57)
- 2 Fredericksburg 320-326=646 (+70)
- 3 Monahans 330-319=649 (+73)
- Robinson 327-322=649 (+73)

INDIVIDUALS

- 1 Jaryn Pruitt, Brownwood 72-69=141 (-3)
- 2 Sam Bennett, Madisonville 73-73=146 (+2)
- 3 Will Traylor, Midlothian Heritage 77-74=151 (+7)

**3A-Grey Rock GC, Austin (Par 72:288)**

TEAM

- 1 Troup 315-306=621 (+45)

- 2 Brock 329-307=636 (+60)
- 3 Pottsboro 339-320=659 (+83)

INDIVIDUALS

- 1 Kasey Middleton, Comanche 72-73=145 (+1)
- 2 Colton Hilburn, Merkel\* 77-70=147 (+3)
- 3 Garrett Leek, Brock 72-75=147 (+3)

**2A-Roy Kizer GC, Austin (Par 71:284)**

TEAM

- 1 Grapeland 304-296=600 (+32)
- 2 Hamlin 328-325=653 (+85)
- 3 Vega 345-326=671 (+103)

INDIVIDUALS

- 1 Rick Frauenberger, Grapeland 67-72=139 (-3)
- 2 Saylem Maddox, Memphis 76-69=145 (+3)
- 3 Wyatt Koricanek, Yorktown 76-70=146 (+4)

**1A-Lions Municipal GC, Austin (Par 71:284)**

TEAM

- 1 Happy 323-315=638 (+70)
- 2 Clyde Eula 329-346=675 (+107)
- 3 Garden City 371-353=724 (+156)

INDIVIDUALS

- 1 Sterling White, Happy 71-73=144 (+2)
- 2 Mitchell Downing, Happy 71-76=147 (+5)
- 3 John-Payton, White Deer 74-76=150 (+8)

**2016**

**April 25-26 (2A, 4A-6A), April 27-28 (1A-3A)**

**6A-Legacy Hills GC, Georgetown (Par 72:288)**

TEAM

- 1 Plano West 291-289=580 (+4)
- 2 Mansfield 291-297=588 (+12)
- 3 Austin Westlake 296-299=595 (+19)

INDIVIDUALS

- 1 Travis McInroe, Plano West 71-70=141 (-3)
- 2 Colin Kober, Southlake Carroll\* 71-72=143 (-1)
- 3 Caleb Hicks, Arlington Lamar 73-70=143 (-1)

**5A-Wolfdancer GC, Lost Pines (Par 72:288)**

TEAM

- 1 Austin Vandegrift #1 285-287=572 (-4)
- 2 San Antonio Alamo Heights 304-315=619 (+43)
- 3 Austin Vandegrift #2 317-308=625 (+49)

INDIVIDUALS

- 1 Cooper Dossey, Austin Vandegrift 66-69=135 (-9)
- 2 Mac Meissner, SA Alamo Heights 73-70=143 (-1)
- 3 Brandon Hoff, Austin Vandegrift 71-73=144 (E)

**4A-Onion Creek CC, Austin (Par 70:280)**

TEAM

- 1 Argyle 301-304=605 (+45)
- 2 Texarkana Pleasant Grove 305-309=614 (+54)
- 3 Decatur 315-307=622 (+62)

INDIVIDUALS

- 1 Sam Bennett, Madisonville 66-72=138 (-2)
- 2 Joseph Wolcik, Cle. Tarkington\* 75-70=145 (+5)
- 3 Tommy Parker, Argyle\*\* 75-70=145 (+5)

**3A-Grey Rock GC, Austin (Par 72:288)**

TEAM

- 1 Brock 321-303=624 (+48)





2 Troup	321-320=641 (+65)
3 Wall	324-324=648 (+72)

### INDIVIDUALS

1 Will Holcomb V, Crockett	72-72=144 (E)
2 Colton Hilburn, Merkel*	74-76=150 (+6)
3 Nikolas Keratsopoulos, Cam. Yoe**	76-74=150 (+6)

### 2A-Roy Kizer GC, Austin (Par 71:284)

#### TEAM

1 Normangee	304-298=602 (+34)
2 Grapeland	312-319=631 (+63)
3 Quanah	322-332=654 (+86)

### INDIVIDUALS

1 Logan Young, Normangee	67-72=139 (-3)
2 Wyatt Koricanek, Yorktown	70-77=147 (+5)
3 Austin Aguirre, Normangee	78-72=150 (+8)

### 1A-Lions Municipal GC, Austin (Par 71:284)

#### TEAM

1 Happy	340-333=673 (+105)
2 Douglass	362-362=724 (+156)
3 Wink	381-345=726 (+158)

### INDIVIDUALS

1 Luke Kinkade, Blanket	75-75=150 (+8)
2 Mitchell Downing, Happy	77-76=153 (+11)
3 Sterling White, Happy	81-77=158 (+16)

## 2015

### April 27-28 (3A-6A), April 29-30 (1A-2A)

#### 6A-Legacy Hills GC, Georgetown (Par 72:288)

#### TEAM

1 Southlake Carroll	288-300=588 (+12)
2 Austin Westlake	291-304=595 (+19)
3 Plano West	298-307=605 (+29)

### INDIVIDUALS

1 Colin Kober, Southlake Carroll	69-73=142 (-2)
2 Mason Greenberg, SL Carroll	71-74=145 (+1)
3 Andy Lopez, Plano West*	73-74=147 (+3)

### 5A-Wolfdancer GC, Lost Pines (Par 72:288)

#### TEAM

1 Austin Vandegrift	298-316=614 (+38)
2 Texarkana Texas	310-307=617 (+41)
3 Lufkin*	305-323=628 (+52)

### INDIVIDUALS

1 Chandler Phillips, Huntsville	69-72=141 (-3)
2 Cooper Dossey, Austin Vandegrift	70-72=142 (-2)
3 Garrett Landers, Sulphur Springs	68-79=147 (+3)

### 4A-Onion Creek CC, Austin (Par 70:280)

#### TEAM

1 Argyle	300-312=612 (+52)
2 Fredericksburg	306-313=619 (+59)
3 Llano*	312-321=633 (+73)

### INDIVIDUALS

1 Cole Grona, Fredericksburg	70-77=147 (+7)
2 Clayton Meyers, Llano	71-77=148 (+8)
3 Caden Wylie, Boerne	72-77=149 (+9)

### 3A-Grey Rock GC, Austin (Par 72:288)

#### TEAM

1 Brock	324-338=662 (+86)
---------	-------------------

2 Rockdale	331-337=668 (+92)
3 Glen Rose	326-344=670 (+94)

### INDIVIDUALS

1 Jacob Lowe, San Antonio Cole	73-74=147 (+3)
2 Preston McGinty, Bruceville-Eddy	71-77=148 (+4)
3 Conner Whorff, Winnsboro	73-76=149 (+5)

### 2A-Roy Kizer GC, Austin (Par 71:284)

#### TEAM

1 Normangee	315-315=630 (+62)
2 Olney	318-340=658 (+90)
3 Panhandle	334-330=664 (+96)

### INDIVIDUALS

1 Logan Young, Normangee	67-71=138 (-4)
2 Tanner Thompson, Olney	65-76=141 (-1)
3 July Latimer, Martin's Mill	73-70=143 (+1)

### 1A-Lions Municipal GC, Austin (Par 71:284)

#### TEAM

1 Throckmorton	337-336=663 (+95)
2 Happy	342-340=682 (+114)
3 Bronte	358-352=710 (+142)

### INDIVIDUALS

1 Lanham Brown, Throckmorton	77-71=148 (+6)
2 Mitchell Downing, Happy	73-77=150 (+8)
3 Mathew Orsak, Moulton	77-75=152 (+10)

## 2014

### April 28-29 (3A-5A), April 30-May 1 (1A-2A)

#### 5A-Onion Creek CC, Austin (Par 70:280)

#### TEAM

1 Austin Westlake	284-291=575 (+15)
2 Southlake Carroll	295-284=579 (+19)
3 Deer Park	299-303=602 (+42)

### INDIVIDUALS

1 Matthew Perrine, Austin Westlake	68-68=136 (-4)
2 Michael Perras, Deer Park*	68-72=140 (E)
3 Mason Greenberg, SL Carroll	72-68=140 (E)

### 4A-UT Golf Club, Austin (Par 71:284)

#### TEAM

1 Austin Vandegrift	291-293=584 (+16)
2 Dallas Highland Park	296-305=601 (+33)
3 Cedar Park	308-306=614 (+46)

### INDIVIDUALS

1 Scottie Scheffler, Dal. Highland Park	66-72=138 (-4)
2 William Martinez, Austin Vandegrift	73-71=144 (+2)
3 Cooper Dossey, Austin Vandegrift*	71-74=145 (+3)

### 3A-Wolfdancer GC, Lost Pines (Par 72:288)

#### TEAM

1 Andrews	324-314=638 (+62)
2 Argyle	318-326=644 (+68)
3 Texarkana Pleasant Grove	318-329=647 (+71)

### INDIVIDUALS

1 G.K. Morrison, Andrews*	75-74=149 (+5)
2 Tanner Napier, Paris	71-78=149 (+5)
3 Blake Elliott, Liberty Hill	76-76=152 (+8)

### 2A-Roy Kizer GC, Austin (Par 71:284)

#### TEAM

1 Salado	327-314=641 (+73)
----------	-------------------

2 Wall	332-322=654 (+86)
3 Crockett	347-327=674 (+106)

### INDIVIDUALS

1 Zach James, Whitesboro	75-69=144 (+2)
2 Wilson Powell, Jefferson*	79-73=152 (+10)
3 Dalton Hankamer, Salado	76-76=152 (+10)

### 1A-Lions Municipal GC, Austin (Par 71:284)

#### TEAM

1 Weimar	337-316=653 (+85)
2 Olney	344-329=673 (+105)
3 Martin's Mill	345-339=684 (+116)

### INDIVIDUALS

1 Tanner Thompson, Olney	71-77=148 (+6)
2 Mitchell Downing, Happy	79-74=153 (+11)
3 July Latimer, Martin's Mill	75-79=154 (+12)

## 2013

### April 29-30 (4A-5A), May 2-3 (1A-3A)

#### 5A-Morris Williams GC, Austin (Par 72:288)

#### TEAM

1 Austin Lake Travis	294-277=571 (-5)
2 Mansfield	285-291=576 (E)
3 Southlake Carroll	300-282=582 (+6)

### INDIVIDUALS

1 Andrew Paysse, Belton	67-71=138 (-6)
2 Klein Klotz, Austin Lake Travis*	70-69=139 (-5)
3 Brad Able, Con. The Woodlands**	73-66=139 (-5)

### 4A-Onion Creek CC, Austin (Par 70:280)

#### TEAM

1 Dallas Highland Park	286-274=560 (E)
2 Cedar Park	291-294=585 (+25)
3 Austin Vandegrift	298-291=589 (+29)

### INDIVIDUALS

1 Scottie Scheffler, Dal. Highland Park	71-64=135 (-5)
2 Connor Black, Humble Sum. Crk.*	73-65=138 (-2)
3 Collin Frizzell, Nacogdoches	70-68=138 (-2)

### 3A-Jimmy Clay GC, Austin (Par 72:288)

#### TEAM

1 Andrews	316-315=631 (+55)
2 Argyle	319-313=632 (+56)
3 Fredericksburg	337-319=656 (+80)*

### INDIVIDUALS

1 James Sandoval, Pleasanton	73-75=148 (+4)
2 Tanner Napier, Paris*	77-75=152 (+8)
3 Sam Rogers, Fredericksburg	79-73=152 (+8)

### 2A-Roy Kizer GC, Austin (Par 71:284)

#### TEAM

1 Holliday	332-355=687 (+119)
2 Whitesboro	336-353=689 (+121)
3 Salado	344-358=702 (+134)

### INDIVIDUALS

1 Dane Hankamer, Salado	77-79=156 (+14)
2 Scottie Brown, Marion	79-78=157 (+15)
3 Lee Kinley, Clyde	77-81=158 (+16)

### 1A-Lions Municipal GC, Austin (Par 71:284)

#### TEAM

1 Weimar	333-337=683 (+115)
----------	--------------------



2 Seymour	348-346=694 (+126)
3 Rankin	352-349=701 (+133)

**INDIVIDUALS**

1 Logan Young, Normangee*	80-78=158 (+16)
2 Tanner Thompson, Rankin	81-77=158 (+16)
3 Cameron Montgomery, Seymour	83-76=159 (+17)

**2012**

**April 30-May 1 (4A-5A), May 3-4 (1A-3A)  
5A-Onion Creek CC, Austin (Par 70:280)**

**TEAM**

1 Conroe The Woodlands	290-281=571 (+11)
2 Austin Westlake	286-293=579 (+19)
3 Fort Bend Travis	293-294=587 (+27)

**INDIVIDUALS**

1 Stratton Nolen, Austin Westlake*	71-69=140 (E)
2 Matthew Dunn, Cypress Creek	69-71=140 (E)
3 Fernando Cruz, The Woodlands**	69-72=141 (+1)

**4A-Jimmy Clay GC, Austin (Par 72:288)**

**TEAM**

1 Austin Lake Travis	300-288=588 (+12)
2 Dallas Highland Park	302-299=601 (+25)
3 Montgomery	305-302=607 (+31)

**INDIVIDUALS**

1 Scottie Scheffler, Dal. Highland Park	68-72=140 (-4)
2 Klein Klotz, Austin Lake Travis	74-69=143 (-1)
3 Travis Benson, Granbury*	72-72=144 (E)

**3A-Jimmy Clay GC, Austin (Par 72:288)**

**TEAM**

1 Fredericksburg	311-304=615 (+39)
2 Andrews	316-300=616 (+40)
3 Prosper	303-319=622 (+46)

**INDIVIDUALS**

1 Kraig Zimmerhanel, Smithville	71-74=145 (+1)
2 D.J. Godoy, Lindale	75-71=146 (+2)
3 Marcus Bennett, Madisonville*	71-76=147 (+3)

**2A-Roy Kizer GC, Austin (Par 71:284)**

**TEAM**

1 Weimar A	318-295=613 (+45)
2 Weimar B	312-315=627 (+59)
3 Troup	318-312=630 (+62)

**INDIVIDUALS**

1 Jake Blenden, Crawford	71-71=142 (E)
2 Ryan Martin, Coleman	69-75=144 (+2)
3 Trey Davila, Weimar*	72-73=145 (+3)

**1A-Lions Municipal GC, Austin (Par 71:284)**

**TEAM**

1 Rankin	335-330=665 (+97)
2 Martin's Mill	336-335=671 (+103)
3 Wink	353-340=693 (+125)

**INDIVIDUALS**

1 Jackson Latimer, Martin's Mill	72-74=146 (+4)
2 Brody Davis, Canadian	72-75=147 (+5)
3 Clay Atkinson, Tilden McMullen Co.	75-75=150 (+8)

**2011**

**May 9-10 (1A, 2A, 4A), May 12-13 (3A, 5A)  
5A-Jimmy Clay GC, Austin (Par 72:288)**

**TEAM**

1 Mansfield	285-290=575 (-1)
2 Southlake Carroll*	290-291=581 (+5)
3 McKinney Boyd	292-289=581 (+5)

**INDIVIDUALS**

1 Jordan Speith, Dallas Jesuit	68-64=132 (-8)
2 Austin DeGrate, FB Clements*	71-68=139 (-5)
3 Kolton Crawford, Mansfield	69-70=139 (-5)

**4A-Jimmy Clay GC, Austin (Par 72:288)**

**TEAM**

1 Austin Lake Travis	302-294=596 (+20)
2 Dallas Highland Park	307-296=603 (+27)
3 Montgomery	313-309=622 (+46)

**INDIVIDUALS**

1 Joe Beck III, Austin Lake Travis	73-70=143 (-1)
2 Tayler Termeer, Austin Lake Travis*	75-70=145 (+1)
3 Major Monzingo, Northwest Nelson	71-74=145 (+1)

**3A-Roy Kizer GC, Austin (Par 71:284)**

**TEAM**

1 Prosper	299-306=605 (+37)
2 Texarkana Pleasant Grove	305-303=608 (+40)
3 Fredericksburg	313-304=617 (+49)

**INDIVIDUALS**

1 Sean Romero, Tex. Pleasant Grove*	71-74=145 (+3)
2 Stayton Lindeman, Lampasas	72-73=145 (+3)
3 Hunter Wade, Perryton	74-72=146 (+4)

**2A-Roy Kizer GC, Austin (Par 71:284)**

**TEAM**

1 Wall	325-315=640 (+72)
2 Weimar	338-322=660 (+92)
3 Troup	350-329=679 (+111)

**INDIVIDUALS**

1 Tyson Tumbow, Muleshoe	75-73=148 (+6)
2 Garrett Smith, Wall	79-74=153 (+11)
3 Jacob Daughtry, Wall*	80-74=154 (+12)

**1A-Morris Williams GC, Austin (Par 72:288)**

**TEAM**

1 Robert Lee	312-314=626 (+50)
2 Seymour	334-326=660 (+84)
3 Malakoff Cross Roads	339-349=688 (+112)

**INDIVIDUALS**

1 Logan Philley, Robert Lee	70-72=142 (-2)
2 Haden Dillard, Robert Lee	73-74=147 (+3)
3 Matt Porter, Seymour	75-76=151 (+7)

**2010**

**May 10-11 (1A, 2A, 4A), May 13-14 (3A, 5A)  
5A-Jimmy Clay GC, Austin (Par 72:288) \*27 holes**

**TEAM**

1 Austin Westlake	288-139=427
2 Southlake Carroll	299-142=441
3 San Antonio Reagan	293-149=442

**INDIVIDUALS**

1 Cory Whitsett, Houston Memorial*	69-34=103
2 Jordan Speith, Dallas Jesuit	68-35=103
3 Thomas Birdsey, Southlake Carroll	70-35=105
Paul Otte, Austin Westlake	70-35=105

**4A-Jimmy Clay GC, Austin (Par 72:288)**

**TEAM**

1 Dallas Highland Park	309-303=612 (+36)
2 Austin Lake Travis*	316-309=625 (+49)
3 Montgomery	315-310=625 (+49)

**INDIVIDUALS**

1 Curtis Reed, Castro. Medina Valley	70-73=143 (-1)
2 Brax McCarthy, FW Arlington Heights	77-71=148 (+4)
3 Charlie Ewing, Dal. Highland Park	76-73=149 (+5)


**3A-Roy Kizer GC, Austin (Par 71:284) \*27 holes**

**TEAM**

1 Texarkana Pleasant Grove	297-146=443
2 Gatesville	296-155=451
3 Wharton	307-149=456

**INDIVIDUALS**

1 Sean Romero, Tex. Pleasant Grove	66-35=101
------------------------------------	-----------



Dallas Highland Park - 2006 Conference 4A Boys Golf Team Champions



2 Stuart Smallwood, Paris	71-33=104
3 Wes McClain, Diboll	70-36=106

### 2A-Roy Kizer GC, Austin (Par 71:284)

#### TEAM

1 Quitman	336-326=662 (+94)
2 Wall	341-331=672 (+104)
3 Sonora*	338-336=674 (+106)

#### INDIVIDUALS

1 Zeb Littlefield, Millsap	78-74=152 (+10)
2 Zaccary Weatherford, Woodville*	78-76=154 (+12)
3 Jake Blenden, Crawford**	78-76=154 (+12)

### 1A-Morris Williams GC, Austin (Par 72:288)

#### TEAM

1 Robert Lee	334-321=655 (+79)
2 Gruver	329-332=661 (+85)
3 Seymour	341-325=666 (+90)

#### INDIVIDUALS

1 Logan Phillely, Robert Lee	75-74=149 (+5)
2 Matt Porter, Seymour	75-75=150 (+6)
3 Matt Taylor, Tahoka*	80-79=159 (+15)

### 2009

### May 11-12 (1A, 2A, 4A), May 14-15 (3A, 5A)

#### 5A-Jimmy Clay GC, Austin (Par 72:288)

#### TEAM

1 Austin Westlake	282-293=575 (-1)
2 San Antonio Reagan	291-295=586 (+10)
3 Mansfield	295-294=589 (+13)

#### INDIVIDUALS

1 Jordan Speith, Dallas Jesuit	74-65=139 (-5)
2 Alex Ellis, Austin Westlake*	70-70=140 (-4)
3 Chase Webb, Lufkin**	71-69=140 (-4)

### 4A-Jimmy Clay GC, Austin (Par 72:288)

#### TEAM

1 Richardson Pearce	291-291=582 (+6)
2 Dallas Highland Park	293-302=595 (+19)
3 Castroville Medina Valley	299-301=600 (+24)

#### INDIVIDUALS

1 Cody Gribble, Dal. Highland Park	66-69=135 (-9)
2 Bobby Ledesma, Brazosport	68-73=141 (-3)
3 Hunter Brown, Rich. Pearce*	75-68=143 (-1)

### 3A-Roy Kizer GC, Austin (Par 71:284)

#### TEAM

1 Gatesville	299-307=606 (+38)
2 Graham	305-303=608 (+40)
3 Longview Spring Hill	311-305=616 (+48)

#### INDIVIDUALS

1 Jacob Torans, Devine	67-74=141 (-1)
2 Sean Romero, Tex. Pleasant Grove*	75-69=144 (+2)
3 Eric Garza, Falfurrias	70-74=144 (+2)

### 2A-Roy Kizer GC, Austin (Par 71:284)

#### TEAM

1 Salado	299-307=606 (+38)
2 Sonora	310-323=633 (+65)
3 Olney	319-316=635 (+67)

#### INDIVIDUALS

1 Ryan O'Rear, Salado	73-70=143 (+1)
-----------------------	----------------

2 Kyle Dickerson, Anson	71-73=144 (+2)
3 Jade Scott, Daingerfield	76-71=147 (+5)

### 1A-Morris Williams GC, Austin (Par 72:288)

#### TEAM

1 Robert Lee	313-314=627 (+51)
2 Gruver	333-328=661 (+85)
3 Malakoff Cross Roads	351-334=685 (+109)

#### INDIVIDUALS

1 Logan Phillely, Robert Lee	69-71=140 (-4)
2 Marcus Cook, Garden City	75-72=147 (+3)
3 Mason Ross, Robert Lee	75-77=152 (+8)

### 2008

### May 5-6 (1A, 2A, 4A), May 8-9 (3A, 5A)

#### 5A-Jimmy Clay GC, Austin (Par 72:288)

#### TEAM

1 Plano West	292-303=595 (+19)
2 Conroe The Woodlands*	297-300=597 (+21)
3 Houston Memorial	298-299=597 (+21)

#### INDIVIDUALS

1 Cory Whitsett, Houston Memorial	72-69=141 (-3)
2 Ryan Dagerman, Plano West*	70-75=145 (+1)
3 Ben Thorseth, Hou. Strake Jesuit	76-69=145 (+1)

### 4A-Jimmy Clay GC, Austin (Par 72:288)

#### TEAM

1 Dallas Highland Park	294-301=595 (+19)
2 Austin Lake Travis*	313-301=614 (+38)
3 McKinney Boyd	310-304=614 (+38)

#### INDIVIDUALS

1 Cody Gribble, Dal. Highland Park	70-70=140 (-4)
2 Caleb LeNorman, Huntsville	74-71=145 (+1)
3 John Darden, Frisco Centennial*	75-71=146 (+2)

### 3A-Roy Kizer GC, Austin (Par 71:284)

#### TEAM

1 Graham	297-300=597 (+29)
2 Robinson	297-303=600 (+32)
3 Castroville Medina Valley A*	296-308=604 (+36)

#### INDIVIDUALS

1 Chase Chapman, Robinson	70-71=141 (-1)
2 Jason Fiscus, Long. Spring Hill	72-71=143 (+1)
3 Chance Cathey, Gatesville*	76-68=144 (+2)

### 2A-Roy Kizer GC, Austin (Par 71:284)

#### TEAM

1 Salado	318-301=619 (+51)
2 Edgewood	316-305=621 (+53)
3 Sonora*	326-329=655 (+87)

#### INDIVIDUALS

1 Ryan O'Rear, Salado	73-67=140 (-2)
2 Jade Scott, Daingerfield	72-71=143 (+1)
3 John Duke Hudson, Sonora	70-77=147 (+5)

### 1A-Morris Williams GC, Austin (Par 72:288)

#### TEAM

1 Robert Lee	328-330=658 (+82)
2 Iraan	349-330=679 (+103)
3 Goldthwaite	352-344=696 (+120)

#### INDIVIDUALS

1 Ruston Boyd, Grapeland	77-74=151 (+7)
--------------------------	----------------

2 Logan Phillely, Robert Lee	74-79=153 (+9)
3 Cameron Swarb, White Deer	74-80=154 (+10)

### 2007

### May 7-8 (1A, 2A, 4A), May 10-11 (3A, 5A)

#### 5A-Roy Kizer GC, Austin (Par 71:284)

#### TEAM

1 Conroe The Woodlands*	279-287=566 (-2)
2 Fort Worth Paschal	281-285=566 (-2)
3 Plano West	288-286=574 (+6)

#### INDIVIDUALS

1 Blake Redmond, FB Clements	68-65=133 (-9)
2 John Peterson, FW Paschal*	66-70=136 (-6)
3 Cory Whitsett, Hou. Memorial	66-70=136 (-6)

### 4A-Roy Kizer GC, Austin (Par 71:284)

#### TEAM

1 Aledo	283-281=564 (-4)
2 Dallas Highland Park	293-281=574 (+6)
3 Austin Lake Travis	291-291=582 (+14)

#### INDIVIDUALS

1 Adam Wennerstrom, Lake Travis	69-68=137 (-5)
2 Brax McCarthy, FW Arlington Heights	71-67=138 (-4)
3 Michael Smith, CP Vista Ridge*	72-67=139 (-3)

### 3A-Morris Williams GC, Austin (Par 72:288)

#### TEAM

1 Castroville Medina Valley	292-304=596 (+20)
2 Palestine	299-306=605 (+29)
3 Andrews	304-310=614 (+38)

#### INDIVIDUALS

1 Curtis Reed, Castro. Medina Valley*	71-74=145 (+1)
2 Aaron Massey, Gatesville	75-70=145 (+1)
3 Jeremy Lambright, Palestine	71-75=146 (+2)

### 2A-Morris Williams GC, Austin (Par 72:288)

#### TEAM

1 Edgewood	305-314=619 (+43)
2 Salado	315-317=632 (+56)
3 Callisburg	313-320=633 (+57)

#### INDIVIDUALS

1 Ryan O'Rear, Salado	70-72=142 (-2)
2 Jade Scott, Daingerfield*	71-73=144 (E)
3 John Duke Hudson, Sonora	73-71=144 (E)
Travis Klutts, Callisburg	73-71=144 (E)

### 1A-Lions Municipal GC, Austin (Par 71:284)

#### TEAM

1 La Rue La Poyner	319-335=654 (+86)
2 Bracketville Brackett	328-329=657 (+89)
3 Lindsay	329-339=668 (+100)

#### INDIVIDUALS

1 Daniel Gibbins, La Rue La Poyner	74-76=150 (+8)
2 Cameron Swarb, White Deer	76-75=151 (+9)
3 Blaine Weiterman, Overton	75-77=152 (+10)

### 2006

### May 8-9 (1A, 2A, 4A), May 11-12 (3A, 5A)

#### 5A-Roy Kizer GC, Austin (Par 71:284)

#### TEAM

1 Fort Worth Paschal*	289-289=578 (+2)
-----------------------	------------------





- 2 San Antonio Churchill 293-285=578 (+2)
- 3 Plano West 292-289=581 (+5)

### INDIVIDUALS

- 1 Matt Harvey, Georgetown 64-71=135 (-7)
- 2 Jeff Edelman, Southlake Carroll 70-66=136 (-6)
- 3 John Peterson, FW Paschal 70-68=138 (-4)

### 4A-Roy Kizer GC, Austin (Par 71:284)

#### TEAM

- 1 Dallas Highland Park 283-283=566 (-10)
- 2 McKinney 290-290=580 (+4)
- 3 Aledo 288-297=585 (+9)

### INDIVIDUALS

- 1 Dustin Morris, Crosby 69-69=138 (-4)
- 2 Cody Gribble, Highland Park 71-68=139 (-3)
- 3 Paul Haley, Highland Park 69-71=140 (-2)

### 3A-Jimmy Clay GC, Austin (Par 72:288)

#### TEAM

- 1 Palestine 299-295=594 (+18)
- 2 Graham 308-310=618 (+42)
- 3 Lindale 313-308=621 (+45)

### INDIVIDUALS

- 1 Joseph Totah, Palestine 75-70=145 (+1)
- 2 Steve Herrington, Palestine 75-72=147 (+3)
- 3 Stetson McMillan, Lindale 75-75=150 (+6)

### 2A-Jimmy Clay GC, Austin (Par 72:288)

#### TEAM

- 1 Edgewood 313-314=627 (+51)
- 2 Olney\* 314-316=630 (+54)
- 3 Sonora 315-315=630 (+54)

### INDIVIDUALS

- 1 Travis Klutts, Callisburg 74-71=145 (+1)
- 2 Chase Johnson, Lone Oak 76-70=146 (+2)
- 3 James Raymond, SA Cole 73-74=147 (+3)

### 1A-Morris Williams GC, Austin (Par 72:288)

#### TEAM

- 1 Throckmorton 330-323=653 (+77)
- 2 La Rue La Poyner 332-333=665 (+89)
- 3 Riesel 329-337=666 (+90)

### INDIVIDUALS

- 1 Chris Schroeder, Riesel 74-72=146 (+2)
- 2 Nathan Blankenship, Dodd City 78-73=151 (+7)
- 3 Phillip Buckner, Blackwell\* 73-80=153 (+9)

## 2005

### May 9-10 (1A, 2A, 4A), May 12-13 (3A, 5A)

### 5A-Roy Kizer GC, Austin (Par 71:284)

#### TEAM

- 1 Conroe The Woodlands 274-287=561 (-7)
- 2 Southlake Carroll 285-286=571 (+3)
- 3 Midland Lee 279-301=580 (+12)

### INDIVIDUALS

- 1 Bronson Burgoon, The Woodlands 61-69=130 (-12)
- 2 Jeff Edleman, Southlake Carroll 66-69=135 (-7)
- 3 Kyle Farras, Carrollton Creekview 68-70=138 (-4)

### 4A-Roy Kizer GC, Austin (Par 71:284)

#### TEAM

- 1 Dallas Highland Park 290-290=580 (+12)



Throckmorton - 2002 Conference 1A Boys Golf Team Champions

- 2 McKinney 289-294=583 (+15)
- 3 Castroville Medina Valley 293-306=599 (+31)

### INDIVIDUALS

- 1 Sang Yi, Lewisville Hebron 64-67=131 (-11)
- 2 Chris Ward, McKinney 67-72=139 (-3)
- 3 Charlie Holland, Dal. Highland Park 70-71=141 (-1)

### 3A-Jimmy Clay GC, Austin (Par 72:288)

#### TEAM

- 1 Palestine 304-301=605 (+29)
- 2 Graham 314-312=626 (+40)
- 3 Canyon 307-323=630 (+44)

### INDIVIDUALS

- 1 Mathew Oates, Diboll 68-77=145 (+1)
- 2 Kevin Doskocil, Hillsboro 71-77=148 (+4)
- 3 Joseph Totah, Palestine 73-76=149 (+5)

### 2A-Jimmy Clay GC, Austin (Par 72:288)

#### TEAM

- 1 Jacksboro 323-308=631 (+55)
- 2 Coleman 318-321=639 (+63)
- 3 Warren 325-315=640 (+64)

### INDIVIDUALS

- 1 Colton Williams, Jacksboro 75-73=148 (+4)
- 2 Hilton Funk, Lago Vista 75-74=149 (+5)
- 3 James Raymond, SA Cole 75-74=149 (+5)

### 1A-Morris Williams GC, Austin (Par 72:288)

#### TEAM

- 1 Iraan 320-312=632 (+56)
- 2 La Rue La Poyner 313-330=643 (+67)
- 3 Throckmorton 333-331=664 (+88)

### INDIVIDUALS

- 1 Blaine Weiterman, Overton 71-72=143 (-1)
- 2 Michael Hillis, Utopia 70-74=144 (E)
- 3 Jay Calvo, Baird 75-69=144 (E)

## 2004

### May 10-11 (1A, 2A, 4A), May 13-14 (3A, 5A)

### 5A-Roy Kizer GC, Austin (Par 71:284)

#### TEAM

- 1 Southlake Carroll 282-293=575 (+7)
- 2 Fort Bend Elkins 283-296=579 (+11)
- 3 Conroe The Woodlands 287-297=584 (+16)

### INDIVIDUALS

- 1 Lance Lopez, Fort Bend Elkins 67-71=138 (-4)
- 2 Chris Ward, McKinney 70-69=139 (-3)
- 3 Matt Van Zandt, Fort Bend Elkins\* 69-72=141 (-1)

### 4A-Roy Kizer GC, Austin (Par 71:284)

#### TEAM

- 1 Dallas Highland Park 274-275=549 (-19)
- 2 Austin Lake Travis 292-290=582 (+14)
- 3 Lewisville Hebron 297-294=591 (+23)

### INDIVIDUALS

- 1 Charlie Holland, Dal. Highland Park\* 70-66=136 (-6)
- 2 Paul Haley, Dallas Highland Park 66-70=136 (-6)
- 3 Dustin Garza, Mission Sharyland 69-69=138 (-4)

### 3A-Jimmy Clay GC, Austin (Par 72:288)

#### TEAM

- 1 Slaton 311-324=635 (+59)
- 2 Burnet 317-323=640 (+64)
- 3 Canyon 322-321=643 (+67)

### INDIVIDUALS

- 1 Jeremy Martin, Slaton 73-77=150 (+6)
- 2 Stephen Loyd, Burnet\* 71-80=151 (+7)
- 3 Deret Fromme, Sinton\*\* 77-74=151 (+7)

### 2A-Jimmy Clay GC, Austin (Par 72:288)

#### TEAM

- 1 Three Rivers 309-304=613 (+37)
- 2 Coleman 318-313=631 (+55)
- 3 Warren 314-318=632 (+56)



## INDIVIDUALS

- 1 Colton Williams, Jacksboro 71-74=145 (+1)
- 2 Wes Stapleton, Three Rivers 73-74=147 (+3)
- 3 Ryan Robbins, Three Rivers\* 75-75=150 (+6)

## 1A-Morris Williams GC, Austin (Par 72:288)

### TEAM

- 1 Iraan 314-317=631 (+64)
- 2 Memphis 324-328=652 (+85)
- 3 Utopia 345-322=667 (+100)

### INDIVIDUALS

- 1 Michael Hillis, Utopia 74-70=144 (+2)
- 2 Jeff Whitaker, Normangee 70-77=147 (+5)
- 3 Justin Weeks, Dodd City\* 75-76=151 (+9)

## 2003

### May 5-6 (1A, 2A, 4A), May 8-9 (3A, 5A)

#### 5A-Roy Kizer GC, Austin (Par 71:284)

### TEAM

- 1 Fort Bend Elkins 302-281=583 (+16)
- 2 Conroe The Woodlands 295-290=585 (+17)
- 3 Southlake Carroll 294-292=586 (+18)

### INDIVIDUALS

- 1 Bronson Burgoon, The Woodlands\* 73-68=138 (-4)
- 2 Jamie Amoretti, SA Churchill 74-67=138 (-4)
- 3 Steve Mayo, Austin Westlake\*\* 72-70=142 (E)

#### 4A-Roy Kizer GC, Austin (Par 71:284)

### TEAM

- 1 Dallas Highland Park 278-281=559 (-9)
- 2 Palestine 287-276=563 (-5)
- 3 Lewisville Hebron 295-292=587 (+19)

### INDIVIDUALS

- 1 Will Osborne, Wichita Falls 70-67=137 (-5)
- 2 Jeremy Frye, Palestine\* 71-67=138 (-4)
- 3 Garrett Merrell, Dal. Highland Park\*\* 68-70=138 (-4)

#### 3A-Jimmy Clay GC, Austin (Par 72:288)

### TEAM

- 1 Snyder 306-315=621 (+45)
- 2 Madisonville\* 327-316=643 (+67)
- 3 Monahans 326-317=643 (+67)

### INDIVIDUALS

- 1 Colt Knost, Pilot Point 74-71=145 (+1)
- 2 Stafford Gray, Snyder 74-74=148 (+4)
- 3 Derek Jordan, Monahans 76-75=151 (+7)

#### 2A-Jimmy Clay GC, Austin (Par 72:288)

### TEAM

- 1 Three Rivers 306-302=608 (+32)
- 2 Sonora 322-315=637 (+61)
- 3 Coleman 340-319=659 (+83)

### INDIVIDUALS

- 1 Jeremy Miller, Moody 71-70=141 (-3)
- 2 Jeff Hensly, Van Horn 71-75=146 (+2)
- 3 T.R. Repka, Refugio 76-72=148 (+4)

#### 1A-Morris Williams GC, Austin (Par 72:288)

### TEAM

- 1 Memphis 321-303=624 (+50)
- 2 Archer City 322-316=638 (+64)
- 3 Iraan 332-310=642 (+68)

## INDIVIDUALS

- 1 Kevin Duskocil, Abbott 73-75=148 (+4)
- 2 Michael Hillis, Utopia\* 72-78=150 (+6)
- 3 Bobby Hutcherson, Memphis\*\* 74-76=150 (+6)

## 2002

### May 6-7 (1A, 2A, 4A), May 9-10 (3A, 5A)

#### 5A-Roy Kizer GC, Austin (Par 71:284)

### TEAM

- 1 Conroe The Woodlands 290-285=575 (+7)
- 2 Rockwall 300-283=583 (+15)
- 3 Austin Westlake 296-291=587 (+19)

### INDIVIDUALS

- 1 Jeff Bell, Plano West 71-69=140 (-2)
- 2 Jeffery Lanier, Austin Westlake\* 71-70=141 (-1)
- 3 John Elizondo, SA Brackenridge 70-71=141 (-1)

#### 4A-Roy Kizer GC, Austin (Par 71:284)

### TEAM

- 1 Dallas Highland Park 296-292=588 (+20)
- 2 Southlake Carroll 305-299=604 (+36)
- 3 Granbury 305-308=613 (+45)

### INDIVIDUALS

- 1 Josh Price, Marble Falls 76-68=144 (+2)
- 2 Jace Moore, Southlake Carroll\* 75-71=146 (+4)
- 3 Chase Thomas, Highland Park\*\* 74-72=146 (+4)

#### 3A-Jimmy Clay GC, Austin (Par 72:288)

### TEAM

- 1 Perryton 313-314=627 (+51)
- 2 Hardin-Jefferson 314-316=630 (+54)
- 3 Madisonville 317-319=636 (+60)

### INDIVIDUALS

- 1 Trey Todd, Abilene Wylie 72-74=146 (+2)
- 2 Corey Swarhout, Canton 73-74=147 (+3)
- 3 Evertte Nini, Hardin-Jefferson 76-72=148 (+4)

#### 2A-Jimmy Clay GC, Austin (Par 72:288)

### TEAM

- 1 Memphis 316-324=640 (+64)
- 2 Archer City\* 320-327=647 (+71)
- 3 Refugio 323-324=647 (+71)

### INDIVIDUALS

- 1 Bobby Hutcherson, Memphis 74-71=145 (+1)
- 2 Colt Knost, Pilot Point 75-71=146 (+2)
- 3 Roy Burger, Refugio 77-72=149 (+5)

#### 1A-Morris Williams GC, Austin (Par 72:288)

### TEAM

- 1 Throckmorton 319-327=646 (+70)
- 2 Farwell 342-337=679 (+93)
- 3 Baird 345-349=694 (+108)

### INDIVIDUALS

- 1 Johnathan Burpo, Dodd City 76-77=153 (+9)
- 2 Mikel Martinson, Throckmorton 75-81=156 (+12)
- 3 Jay Calvo, Baird 79-78=157 (+13)

## 2001

### May 7-8 (1A, 2A, 4A), May 10-11 (3A, 5A)

#### 5A-Roy Kizer GC, Austin (Par 71:284)

### TEAM

- 1 Austin Westlake 273-291=564 (-4)
- 2 Plano East 286-283=569 (+1)
- 3 Duncanville\* 288-290=578 (+10)

### INDIVIDUALS

- 1 Tyler Duncan, Austin Westlake 65-72=137 (-5)
- 2 Drew Pigg, Plano West 71-67=138 (-4)
- 3 Ryan King, Duncanville 69-70=139 (-3)

#### 4A-Roy Kizer GC, Austin (Par 71:284)

### TEAM

- 1 Dallas Highland Park 289-285=574 (+6)
- 2 Palestine 302-289=591 (+23)
- 3 Boerne 301-292=593 (+25)

### INDIVIDUALS

- 1 Ryan Baca, Lamar Consolidated 66-68=134 (-8)
- 2 Robert Stone, Dal. Highland Park 68-71=139 (-3)
- 3 Bryan Baker, Whitehouse 72-68=140 (-2)

#### 3A-Jimmy Clay GC, Austin (Par 72:288)

### TEAM

- 1 Sweetwater 309-310=619 (+43)
- 2 Longview Spring Hill 321-303=624 (+48)
- 3 Hardin-Jefferson 309-318=627 (+51)

### INDIVIDUALS

- 1 Trey Todd, Abilene Wylie 74-74=148 (+4)
- 2 Glenn Allen, Hardin-Jefferson\* 73-76=149 (+5)
- 3 Cole Kuykendall, Hardin-Jefferson 76-73=149 (+5)

#### 2A-Jimmy Clay GC, Austin (Par 72:288)

### TEAM

- 1 Olney 309-316=625 (+49)
- 2 San Saba 323-313=636 (+60)
- 3 Canadian 321-317=638 (+62)

### INDIVIDUALS

- 1 Brandon Weir, Gilmer Harmony 70-74=144 (E)
- 2 Rory Smith, Big Sandy 72-73=145 (+1)
- 3 Jason Landry, Warren 78-69=147 (+3)

#### 1A-Morris Williams GC, Austin (Par 72:288)

### TEAM

- 1 Wheeler 323-330=653 (+77)
- 2 Brock 338-324=662 (+86)
- 3 Normangee 342-338=680 (+104)

### INDIVIDUALS

- 1 Thumper Galyean, Paducah 76-76=152 (+8)
- 2 Raymond Gentry, Wheeler\* 78-75=153 (+9)
- 3 Johnathan Burpo, Dodd City\*\* 76-77=153 (+9)

## 2000

### May 8-9 (1A-4A), May 11-12 (5A)

#### 5A-Roy Kizer GC, Austin (Par 71:284)

### TEAM

- 1 Lubbock Coronado 301-294=595 (+27)
- 2 Humble Kingwood 304-293=597 (+29)
- 3 Mansfield 303-298=601 (+33)

### INDIVIDUALS

- 1 J.J. Killeen, Lubbock Coronado\* 72-69=141 (-1)
- 2 Martin Flores, Mansfield 71-70=141 (-1)





3 Drew Pigg, Plano West\*\* 75-70=145 (+3)

**4A-Roy Kizer GC, Austin (Par 71:284)**

**TEAM**

1 Dallas Highland Park-Blue 284-291=575 (+7)  
2 Granbury\* 296-302=598 (+30)  
3 Dallas Highland Park-White 299-299=598 (+30)

**INDIVIDUALS**

1 Scott Abbott, Highland Park 69-71=140 (-2)  
2 Ryan Baca, Lamar Consolidated 71-70=141 (-1)  
3 Jimmy Kackley, Dal. Highland Park 72-70=142 (E)

**3A-Lions Municipal GC, Austin (Par 71:284)**

**TEAM**

1 Hardin-Jefferson 304-296=600 (+32)  
2 Abilene Wylie 322-300=622 (+54)  
3 Gladewater 308-317=625 (+57)

**INDIVIDUALS**

1 Brett Ashmore, Hardin-Jefferson 72-75=147 (+5)  
2 Stewart Dodson, Perryton 80-68=148 (+6)  
3 Glenn Allen, Hardin-Jefferson\* 77-72=149 (+7)

**2A-Lions Municipal GC, Austin (Par 71:284)**

**TEAM**

1 Olney 326-320=646 (+78)  
2 Sonora 336-315=651 (+83)  
3 Hamilton 329-324=653 (+85)

**INDIVIDUALS**

1 Rory Smith, Dallardsville Big Sandy 71-75=146 (+4)  
2 Macus Lopez, Post 73-74=147 (+5)  
3 Travis Lovins, Canadian 72-77=149 (+7)

**1A-Morris Williams GC, Austin (Par 72:288)**

**TEAM**

1 Wheeler 327-324=651 (+75)  
2 Menard 322-338=660 (+84)  
3 Throckmorton\* 333-339=672 (+96)

**INDIVIDUALS**

1 Bubba Bailey, Memphis\* 76-74=150 (+6)  
2 Bryan Hall, Celeste 75-75=150 (+6)  
3 Thumper Galyean, Paducah\*\* 76-77=153 (+9)

**1999**

**May 11-12 (1A-4A), May 14-15 (5A)**

**5A-Roy Kizer GC, Austin (Par 71:284)**

**TEAM**

1 Austin Westlake 283-295=578 (+10)  
2 Mansfield 294-288=582 (+14)  
3 Houston Stratford 293-291=584 (+16)

**INDIVIDUALS**

1 Hunter Mahan, McKinney 70-68=138 (-4)  
2 Jeremy Luce, Austin Westlake 69-70=139 (-3)  
3 Scott McMahon, Austin Westlake 68-72=140 (-2)

**4A-Roy Kizer GC, Austin (Par 71:284)**

**TEAM**

1 Andrews 295-289=584 (+16)  
2 Austin Anderson 296-293=589 (+21)  
3 Dallas Highland Park 300-293=593 (+25)

**INDIVIDUALS**

1 Dan Floyd, Longview Pine Tree\* 72-69=141 (-1)

2 Frank Paul, Jr., Austin Anderson 72-69=141 (-1)  
3 Scott Abbott, Dallas Highland Park 72-70=142 (E)

**3A-Lions Municipal GC, Austin (Par 71:284)**

**TEAM**

1 Hardin-Jefferson 304-294=598 (+30)  
2 Mexia 306-304=610 (+42)  
3 Ingram Moore 304-310=614 (+46)

**INDIVIDUALS**

1 Brett Callas, Huffman 69-67=136 (-6)  
2 Collin Davis, Lindale\* 76-67=143 (+1)  
3 Brian O'Leary, Columbus\*\* 74-69=143 (+1)

**2A-Lions Municipal GC, Austin (Par 71:284)**

**TEAM**

1 Hamilton 318-302=620 (+52)  
2 Sonora 330-307=637 (+69)  
3 Grapeland 332-307=639 (+71)

**INDIVIDUALS**

1 Aaron Gardner, Hamilton 73-68=141 (-1)  
2 Tommy Gutierrez, Sonora 78-70=148 (+6)  
3 Richard Hughes, Malakoff\* 76-73=149 (+7)

**1A-Morris Williams GC, Austin**

**(Par 72:288) \*18 holes**

**TEAM**

1 Sterling City 326 (+38)  
2 Shamrock 348 (+60)  
3 Throckmorton\* 363 (+75)

**INDIVIDUALS**

1 Bubba Bailey, Memphis 70 (-2)  
2 R.T. Edens, Sterling City 75 (+3)  
3 Stan Ball, Cherokee 76 (+4)

**1998**

**May 11-12 (1A-4A), May 14-15 (5A)**

**5A-Roy Kizer GC, Austin (Par 71:284)**

**TEAM**

1 San Antonio Churchill\* 284-284=568 (E)  
2 Humble Kingwood 289-279=568 (E)  
3 Pflugerville 288-282=570 (+2)

**INDIVIDUALS**

1 Martin Flores, Northside Clark 69-68=137 (-5)  
2 Adam Rubinson, FW Paschal 73-65=138 (-4)  
3 Jamie Kellam, Pflugerville\* 72-67=139 (-3)

**4A-Roy Kizer GC, Austin (Par 71:284)**

**TEAM**

1 Austin Anderson 283-285=568 (E)  
2 Dallas Highland Park 291-297=588 (+20)  
3 McKinney 297-292=589 (+21)

**INDIVIDUALS**

1 Troy Matteson, Austin Anderson 67-68=135 (-7)  
2 Hunter Mahan, McKinney\* 69-72=141 (-1)  
3 Chris Cureton, McKinney 73-68=141 (-1)

**3A-Lions Municipal GC, Austin (Par 71:284)**

**TEAM**

1 Mexia 302-306=608 (+40)  
2 Longview Spring Hill 313-296=609 (+41)  
3 Texarkana Pleasant Grove\* 310-313=623 (+54)

**INDIVIDUALS**

1 Ryan Hancock, Mexia 73-70=143 (+1)  
2 Brett Callas, Huffman 74-73=147 (+5)  
3 Patrick McGuire, Mexia 74-74=148 (+6)

**2A-Lions Municipal GC, Austin (Par 71:284)**

**TEAM**

1 Hamilton 300-305=605 (+37)  
2 Memphis 320-314=634 (+66)  
3 Olney 318-325=643 (+75)

**INDIVIDUALS**

1 Michael Pruitt, Idalou 71-67=138 (-4)  
2 Riley Gardner, Hamilton 70-75=145 (+3)  
3 Alex Seydler, Weimar 72-74=146 (+4)

**1A-Morris Williams GC, Austin (Par 72:288)**

**TEAM**

1 Shamrock 334-334=668 (+92)  
2 Meridian 326-348=674 (+98)  
3 Booker 332-347=679 (+103)

**INDIVIDUALS**

1 Rodney Laskowski, Anderson 74-78=152 (+8)  
2 Nic Ware, Wheeler 76-77=153 (+9)  
3 Clint Cobb, Meridian 74-81=155 (+11)

**1997**

**May 5-6 (1A-4A), May 8-9 (5A)**

**5A-Roy Kizer GC, Austin (Par 71:284) \*27 holes**

**TEAM**

1 San Antonio Churchill 294-152=446  
2 Rockwall 292-157=449  
3 Round Rock Westwood 302-151=453

**INDIVIDUALS**

1 Worth Williams, Rockwall 70-37=107  
2 Nicholas Loar, Rockwall 71-38=109  
3 Todd Mack, Mansfield 73-37=110

**4A-Roy Kizer GC, Austin (Par 71:284)**

**TEAM**

1 Austin Anderson 304-284=588 (+20)  
2 McKinney 307-299=606 (+38)  
3 Jacksonville 316-302=618 (+50)

**INDIVIDUALS**

1 Troy Matteson, Austin Anderson 72-68=140 (-2)  
2 Jimmy Walker, Comal Canyon 72-71=143 (+1)  
3 Dan Floyd, Longview Pine Tree 77-71=148 (+6)

**3A-Lions Municipal GC, Austin (Par 71:284)**

**TEAM**

1 Austin Lake Travis 308-310=618 (+50)  
2 Texarkana Pleasant Grove\* 317-304=621 (+53)  
3 Mexia 313-308=621 (+53)

**INDIVIDUALS**

1 Ryan Hancock, Mexia 74-75=149 (+7)  
2 Michael Martin, Jacksboro\* 74-76=150 (+8)  
3 Jeramey Martin, Sealy\*\* 75-75=150 (+8)

**2A-Lions Municipal GC, Austin (Par 71:284)**

**TEAM**

1 Hamilton 318-305=623 (+55)  
2 Cisco 326-325=651 (+83)  
3 Memphis 336-316=652 (+84)





**INDIVIDUALS**

- 1 Michael Pruitt, Idalou 71-65=136 (-6)
- 2 Brian Edwards, Hamilton\* 78-73=151 (+9)
- 3 Jerry Graham, Post 77-74=151 (+9)

**1A-Morris Williams GC, Austin (Par 72:288)**

**TEAM**

- 1 Meridian 335-328=663 (+87)
- 2 Shamrock 343-340=683 (+107)
- 3 Robert Lee 354-345=699 (+123)

**INDIVIDUALS**

- 1 Chris Baker, Marfa 81-74=155 (+11)
- 2 Will Williams, Celeste\* 83-74=157 (+13)
- 3 Nick Philipps, Booker 78-79=157 (+13)

**1996**

**May 6-7 (1A-4A), May 9-10 (5A)**

**5A-Roy Kizer GC, Austin (Par 71:284)**

**TEAM**

- 1 Austin Westlake 291-307=598 (+30)
- 2 Mansfield 304-299=603 (+35)
- 3 Humble 305-305=611 (+43)

**INDIVIDUALS**

- 1 Robert Ryder, Mansfield\* 73-73=146 (+4)
- 2 Chris Morris, Tyler Legacy\*\* 75-71=146 (+4)
- 3 Charles Dixon, Austin Westlake 69-77=146 (+4)

**4A-Roy Kizer GC, Austin (Par 71:284)**

**TEAM**

- 1 Rockwall 296-289=585 (+17)
- 2 Austin Anderson 297-297=594 (+26)
- 3 Borger 302-307=609 (+41)

**INDIVIDUALS**

- 1 Ed Loar, Rockwall\* 71-69=140 (-2)
- 2 Aaron Hickman, Palestine 70-70=140 (-2)

- 3 Jimmy Walker, Comal Canyon 70-71=141 (-1)

**3A-Lions Municipal GC, Austin (Par 71:284)**

**TEAM**

- 1 Montgomery 307-304=611 (+43)
- 2 Liberty 313-302=615 (+47)
- 3 Tulia 310-317=627 (+59)

**INDIVIDUALS**

- 1 Chad Wallace, Liberty 70-74=144 (+2)
- 2 Brian Smith, Llano 70-76=146 (+4)
- 3 Jerry Searls, Liberty\* 74-75=149 (+7)

**2A-Lions Municipal GC, Austin (Par 71:284)**

**TEAM**

- 1 Baird 325-324=649 (+81)
- 2 Cisco 332-321=653 (+85)
- 3 Hamilton 327-335=662 (+94)

**INDIVIDUALS**

- 1 Michael Pruitt, Idalou 65-69=134 (-8)
- 2 Gary Kline, Whitewright 73-77=150 (+8)
- 3 Tye Barton, Baird\* 82-75=157 (+15)

**1A-Morris Williams GC, Austin (Par 72:288)**

**TEAM**

- 1 Booker 345-349=694 (+18)
- 2 Brock 351-353=704 (+28)
- 3 Paducah 359-346=705 (+29)

**INDIVIDUALS**

- 1 Wayne Warren, Normangee\* 75-84=159 (+15)
- 2 Casey Oldham, Shamrock 78-81=159 (+15)
- 3 Craig Benich, Louise 78-83=161 (+17)

**1995**

**May 8-9 (1A-4A), May 11-12 (5A)**

**5A-Jimmy Clay GC, Austin (Par 72:288)**

**TEAM**

- 1 El Paso Hanks 292-288=580 (+4)
- 2 Austin Westlake 300-304=604 (+28)
- 3 Amarillo 306-307=613 (+37)

**INDIVIDUALS**

- 1 Jessie Sosa, El Paso Hanks 70-72=142 (-2)
- 2 Ralph Gemoets, El Paso Hanks 72-71=143 (-1)
- 3 Albert Ochoa, Edinburg 75-69=144 (E)

**4A-Jimmy Clay GC, Austin (Par 72:288)**

**TEAM**

- 1 Austin Anderson 309-298=607 (+31)
- 2 Rockwall 312-305=617 (+41)
- 3 Waco Midway 317-317=634 (+58)

**INDIVIDUALS**

- 1 Mark McEntire, Austin Anderson\* 74-74=148 (+4)
- 2 Brandt Kieschnick, Bay City 75-73=148 (+4)
- 3 Aaron Hickman, Palestine 70-79=149 (+5)

**3A-Lions Municipal GC, Austin (Par 71:284)**

**TEAM**

- 1 Lindale 300-311=611 (+43)
- 2 Texarkana Pleasant Grove 303-310=613 (+45)
- 3 Tulia 300-321=621 (+53)

**INDIVIDUALS**

- 1 Joran Meeks, Hamshire-Fannett 75-69=144 (+2)
- 2 Josh McCoy, Perryton 75-70=145 (+3)
- 3 Chris Holt, Tulia 74-75=149 (+7)

**2A-Lions Municipal GC, Austin (Par 71:284)**

**TEAM**

- 1 Memphis 320-320=640 (+72)
- 2 Baird 321-320=641 (+73)
- 3 Quanah 327-329=656 (+88)

**INDIVIDUALS**

- 1 Michael Pruitt, Idalou 73-73=146 (+4)
- 2 Kade Burns, Mason\* 74-76=150 (+8)
- 3 Jason Sample, Timpson 72-78=150 (+8)

**1A-Morris Williams GC, Austin (Par 72:288)**

**TEAM**

- 1 Booker 332-332=664 (+88)
- 2 Meridian 337-347=684 (+108)
- 3 Farwell 343-354=697 (+121)

**INDIVIDUALS**

- 1 Nic Ketcherside, Farwell 78-80=158 (+14)
- 2 Tyler Maxfield, Booker 77-84=161 (+17)
- 3 Adam Carter, Meridian 83-81=164 (+20)

**1994**

**May 9-10 (2A), May 12-13 (1A, 3A-5A)**

**5A-Morris Williams GC, Austin (Par 72:288) \*18 holes**

**TEAM**

- 1 Plano 289 (+1)
- 2 Amarillo 298 (+10)
- 3 Round Rock 302 (+14)

**INDIVIDUALS**

- 1 Brad Elder, Plano 67 (-5)
- 2 Ryan Palmer, Amarillo 70 (-2)
- 3 Tyler Lunke, Northside Clark 71 (-1)



Olney - 1991 Conference 2A Boys Golf Team Champions



**4A-Morris Williams GC, Austin (Par 72:288) \*18 holes**

TEAM

1 Austin Anderson	301 (+13)
2 Rockwall	305 (+17)
3 Austin Westlake*	307 (+19)*

INDIVIDUALS

1 Brandt Kieschnick, Bay City	71 (-1)
2 Mark McEntire, Austin Anderson*	73 (+1)
3 Matt Dobyms, Austin Westlake**	73 (+1)

**3A-Morris Williams GC, Austin (Par 72:288)**

TEAM

1 Tulia	313-331=644 (+68)
2 Texarkana Pleasant Grove	326-319=645 (+69)
3 Marble Falls	325-326=651 (+75)

INDIVIDUALS

1 Jarrett Patterson, Tex. Pleasant Grove	110 (-2)
2 Josh McCoy, Perryton	112 (+4)
3 Chad Henderson, Marble Falls	113 (+5)

**2A-Lions Municipal GC, Austin (Par 71:284)**

TEAM

1 Quanah	339-320=659 (+91)
2 Timpson	325-340=665 (+97)
3 Memphis	337-333=670 (+102)

INDIVIDUALS

1 Jamie Nickelson, Franklin	76-75=151 (+9)
2 John Ferrell, Memphis	81-76=157 (+15)
3 Jason Sample, Timpson	80-78=158 (+16)

**1A-Lions Municipal GC, Austin (Par 71:284) \*27 holes**

TEAM

1 Baird	338-159=497
2 Booker	330-170=500
3 Farwell	352-171=523

INDIVIDUALS

1 John Miller, Shamrock	66-39=105
2 Tye Barton, Baird	78-40=118
3 William Lehman, Booker	76-43=119

**1993**

**May 13-14**

**5A-Morris Williams GC, Austin (Par 72:288)**

TEAM

1 Conroe McCollough	304-306=610 (+34)
2 Richardson Berkner	305-308=613 (+37)
3 El Paso Coronado	318-304=622 (+46)

INDIVIDUALS

1 Patrick Malone, Humble Kingwood	70-72=142 (-2)
2 Brian Newton, Rich. Berkner*	70-73=143 (-1)
3 Albert Ochoa, Edinburg	70-73=143 (-1)

**4A-Morris Williams GC, Austin (Par 72:288)**

TEAM

1 Dallas Highland Park	294-301=595 (+19)
2 Austin Anderson	304-302=606 (+30)
3 Andrews	308-316=624 (+48)

INDIVIDUALS

1 Greg Harper, Austin Anderson*	70-74=144 (E)
2 Blake Ladd, Sulpher Springs	68-76=144 (E)
3 Hank Kuehne, Dal. Highland Park**	71-76=147 (+3)

**3A-Morris Williams GC, Austin (Par 72:288)**

TEAM

1 Graham	319-313=632 (+56)
2 Abilene Wylie	314-322=636 (+60)
3 Devine	319-324=643 (+67)

INDIVIDUALS

1 Marcus Jones, Graham	76-67=143 (-1)
2 Mike Chisum, Abilene Wylie	71-73=144 (E)
3 Matthew Goggins, Elkhart	73-78=151 (+7)

**2A-Lions Municipal GC, Austin (Par 71:284)**

TEAM

1 Cisco	325-317=642 (+74)
2 Olney	331-317=648 (+80)
3 Edgewood*	336-331=667 (+99)

INDIVIDUALS

1 James Nickelson, Franklin	72-73=145 (+3)
2 Robert Smith, Cisco	78-71=149 (+7)
3 Stephen Price, Olney*	76-78=154 (+12)

**1A-Lions Municipal GC, Austin (Par 71:284)**

TEAM

1 Booker	336-331=667 (+99)
2 Baird	331-339=670 (+102)
3 Overton	355-354=709 (+141)

INDIVIDUALS

1 Tye Barton, Baird*	75-80=155 (+13)
2 Johnny Miller, Shamrock	76-79=155 (+13)
3 Jason Johnston, Overton	76-80=156 (+14)

**1992**

**May 14-15**

**5A-Morris Williams GC, Austin (Par 72:288)**

TEAM

1 El Paso Coronado	293-314=607 (+31)
2 Conroe McCullough*	310-309=619 (+43)
3 El Paso Hanks	298-321=619 (+43)

INDIVIDUALS

1 Deron Zinneker, Round Rock	71-72=143 (-1)
2 Bryan Nova, Laredo Nixon	73-71=144 (E)
3 Andy Lawson, EP Coronado	70-76=146 (+2)

**4A-Morris Williams GC, Austin (Par 72:288)**

TEAM

1 Dallas Highland Park	308-311=619 (+43)
2 Andrews*	307-320=632 (+56)
3 Jacksonville	313-319=632 (+56)

INDIVIDUALS

1 Chad Campbell, Andrews	73-73=146 (+2)
2 Chad Bellar, Jacksonville	75-76=151 (+7)
3 Robb Parks, Dal. Highland Park	74-79=153 (+9)

**3A-Morris Williams GC, Austin (Par 72:288)**

TEAM

1 Abilene Wylie	308-315=623 (+47)
2 Seminole	310-330=640 (+64)
3 Montgomery	320-333=653 (+77)

INDIVIDUALS

1 Bud Still, Diboll	64-73=137 (-7)
2 Mark Jones, Graham*	75-74=149 (+5)
3 Mike Chisum, Abilene Wylie**	73-76=149 (+5)

**2A-Lions Municipal GC, Austin (Par 71:284)**

TEAM

1 Olney	301-308=609 (+41)
2 Bullard	342-333=675 (+107)
3 Weimar*	341-336=677 (+109)

INDIVIDUALS

1 Stephen Price, Olney	72-75=147 (+5)
2 Kyle Lucas, Olney	76-75=151 (+9)
3 Davey Livingston, Olney*	77-75=152 (+10)


**1A-Lions Municipal GC, Austin (Par 71:284)**

TEAM

1 Robert Lee	336-343=679 (+111)
2 Claude	351-343=694 (+126)
3 Sanderson	354-348=702 (+134)

INDIVIDUALS

1 Johnny Miller, Shamrock	72-80=152 (+10)
2 John Williams, Robert Lee	80-75=155 (+13)
3 Jim Joiner, Lago Vista	76-81=157 (+15)



Marcus Jones - Graham

**1991**

**May 9-10**

**5A-Morris Williams GC, Austin (Par 72:288)**

TEAM

1 Richardson Berkner	301-294=595 (+19)
2 Conroe	298-310=608 (+32)
3 San Antonio Churchill	311-311=622 (+46)

INDIVIDUALS

1 Grant Masson, Rich. Berkner	74-70=144 (E)
2 Greg Di Donna, EP Coronado	69-76=145 (+1)
3 Doug Roecker, Rich. Pearce	75-71=146 (+2)

**4A-Morris Williams GC, Austin (Par 72:288)**

TEAM

1 Dallas Highland Park	306-302=608 (+32)
2 Austin Westlake	307-311=618 (+42)
3 Georgetown	314-311=625 (+49)



## INDIVIDUALS

- 1 Trip Kuehne, Dal. Highland Park 72-70=142 (-2)
- 2 Wade White, Paris 69-74=143 (-1)
- 3 Jason Brooks, Georgetown\* 74-74=148 (+4)

### 3A-Morris Williams GC, Austin (Par 72:288)

#### TEAM

- 1 Texarkana Pleasant Grove 323-314=637 (+61)
- 2 Abilene Wylie 317-331=648 (+72)
- 3 Montgomery 331-319=650 (+74)

#### INDIVIDUALS

- 1 Marcus Jones, Graham 74-74=148 (+4)
- 2 Thomas Fuqua, Tex. Pleasant Grove 78-71=149 (+5)
- 3 Jud Cummins, Montgomery 76-77=153 (+9)

### 2A-Lions Municipal GC, Austin (Par 71:284)

#### TEAM

- 1 Weimar 307-305=612 (+44)
- 2 Olney 319-306=625 (+57)
- 3 Mart 337-343=680 (+112)

#### INDIVIDUALS

- 1 Aaron Grohmann, Weimar 74-73=147 (+5)
- 2 Wes Herzik, Weimar 75-74=149 (+7)
- 3 Kyle Lucas, Olney 79-72=151 (+9)

### 1A-Lions Municipal GC, Austin (Par 71:284)

#### TEAM

- 1 Robert Lee 340-353=693 (+125)
- 2 Throckmorton 356-345=701 (+133)
- 3 Lago Vista 356-346=702 (+134)

#### INDIVIDUALS

- 1 Elijo Ramirez Jr., San Isidro 74-75=149 (+7)
- 2 Shane McPherson, Baird 78-77=155 (+13)
- 3 Jimmy Flores, Sanderson 82-74=156 (+14)

## 1990

### May 10-11

#### 5A-Morris Williams GC, Austin (Par 72:288)

##### TEAM

- 1 Conroe 317-316=633 (+57)
- 2 Richland 320-314=634 (+58)
- 3 Plano 311-324=635 (+59)

##### INDIVIDUALS

- 1 Justin Leonard, Rich. Lake Highlands 71-73=144 (E)
- 2 Luis Delgado, El Paso Hanks 71-79=150 (+6)
- 3 Brad Sharp, Waco 74-78=152 (+8)

#### 4A-Morris Williams GC, Austin (Par 72:288)

##### TEAM

- 1 Dallas Highland Park 308-310=618 (+42)
- 2 Nederland 320-318=638 (+62)
- 3 CS A&M Consolidated 325-316=641 (+65)

##### INDIVIDUALS

- 1 Trip Kuehne, Dal. Highland Park 75-72=147 (+3)
- 2 Scott Folmar, Nederland 76-74=150 (+6)
- 3 Matt Aycock, Rockport-Fulton 75-76=151 (+7)

#### 3A-Morris Williams GC, Austin (Par 72:288)

##### TEAM

- 1 Texarkana Pleasant Grove 313-319=632 (+56)
- 2 Lindale 316-317=633 (+57)
- 3 Austin Lake Travis 322-325=647 (+71)

## INDIVIDUALS

- 1 Robin Deaton, Lindale 73-74=147 (+3)
- 2 Damon Lusk, Tex. Pleasant Grove 76-76=152 (+8)
- 3 Chad Conner, Diboll 79-76=155 (+11)

### 2A-Lions Municipal GC, Austin (Par 71:284)

#### TEAM

- 1 Weimar 327-338=665 (+97)
- 2 Olney 339-343=682 (+114)
- 3 Iraan 350-335=685 (+117)

#### INDIVIDUALS

- 1 Tim James, Edgewood 77-79=156 (+14)
- 2 Wade Hartman, Iraan\* 79-79=158 (+16)
- 3 Tim Segura, McCamey 77-81=158 (+16)

### 1A-Lions Municipal GC, Austin (Par 71:284)

#### TEAM

- 1 Robert Lee 343-357=700 (+132)
- 2 Lago Vista 366-372=738 (+170)
- 3 Whitewright 370-369=739 (+171)

#### INDIVIDUALS

- 1 Brandon Herber, Whitewright 76-78=154 (+12)
- 2 Shane McPherson, Baird 77-81=158 (+16)
- 3 Elijo Ramirez Jr., San Isidro 76-85=161 (+19)

## 1989

### May 11-12

#### 5A-Morris Williams GC, Austin (Par 72:288)

##### TEAM

- 1 Plano 301-301=602 (+26)
- 2 Humble Kingwood 306-302=608 (+32)
- 3 Seguin 307-308=615 (+39)

##### INDIVIDUALS

- 1 Justin Leonard, Rich. Lake Highlands 72-70=142 (-2)
- 2 Bret Brown, Humble Kingwood 69-74=143 (-1)
- 3 Brandon Knight, Denton 75-69=144 (E)

#### 4A-Morris Williams GC, Austin (Par 72:288)

##### TEAM

- 1 Dallas Highland Park 307-302=609 (+33)
- 2 Bastrop 312-310=622 (+46)
- 3 Silsbee 310-318=628 (+52)

##### INDIVIDUALS

- 1 Allan Bratton, A&M Consolidated\* 70-75=145 (+1)
- 1 Trip Kuehne, Dal. Highland Park 77-68=145 (+1)
- 3 Brian Hamilton, Jacksonville 75-72=147 (+3)

#### 3A-Morris Williams GC, Austin (Par 72:288)

##### TEAM

- 1 Texarkana Pleasant Grove 311-309=620 (+44)
- 2 Abilene Wylie 324-309=633 (+57)
- 3 Madisonville 323-317=640 (+64)

##### INDIVIDUALS

- 1 Jaxon Brigman, Abilene Wylie\* 75-72=147 (+3)
- 2 Russell Jenkins, Madisonville 78-69=147 (+3)
- 3 Brian Baccus, Bonham 77-74=151 (+7)

#### 2A-Lions Municipal GC, Austin (Par 71:284)

- 1 China Spring 327-330=657 (+89)
- 2 Marfa 338-329=667 (+99)
- 3 Edgewood 329-344=673 (+105)

## INDIVIDUALS

- 1 Bryan Lightfoot, Hamilton 74-75=149 (+7)
- 2 Glen Land, China Spring 76-76=152 (+10)
- 3 Chad Ellis, Memphis 78-77=155 (+13)

### 1A-Lions Municipal GC, Austin (Par 71:284)

- 1 Baird 343-345=688 (+120)
- 2 Robert Lee 364-360=724 (+156)
- 3 Muenster 362-365=727 (+159)

#### INDIVIDUALS

- 1 Brandon Herber, Whitewright 77-73=150 (+8)
- 2 Shaun Franklin, Fannindel 79-80=159 (+17)
- 3 Elijo Ramirez Jr., San Isidro 79-81=160 (+18)

## 1988

### May 12-13

#### 5A-Morris Williams GC, Austin (Par 72:288)

##### TEAM

- 1 Richardson Lake Highlands 296-297=593 (+17)
- 2 Humble Kingwood 300-294=594 (+18)
- 3 Denton 296-301=597 (+21)

##### INDIVIDUALS

- 1 Tom Hemker, Rich. Lake Highlands 70-72=142 (-2)
- 2 Brandon Knight, Denton\* 71-73=144 (E)
- 3 Ren Budde Denton 69-75=144 (E)

#### 4A-Morris Williams GC, Austin (Par 72:288)

##### TEAM

- 1 Paris 314-308=622 (+46)
- 2 West Orange-Stark 314-314=628 (+52)
- 3 Brownwood 314-318=632 (+56)

##### INDIVIDUALS

- 1 Jayson Hill, Rockwall\* 75-73=148 (+4)
- 2 Taylor Tipton, Kerrville Tivy 74-74=148 (+4)
- 3 B. Snortland, Conore Oak Ridge 77-74=151 (+7)

#### 3A-Morris Williams GC, Austin (Par 72:288)

##### TEAM

- 1 Mabank\* 322-306=628 (+52)
- 2 Lindale 314-314=628 (+52)
- 3 Abilene Wylie 325-321=646 (+70)

##### INDIVIDUALS

- 1 Jaxon Brigman, Abilene Wylie 71-68=139 (-5)
- 2 David Farmer, Mabank 75-75=150 (+6)
- 3 Casey Brown, Mabank 81-71=152 (+8)

#### 2A-Lions Municipal GC, Austin (Par 71:284)

##### TEAM

- 1 China Spring 318-318=636 (+68)
- 2 Weimar 325-335=660 (+92)
- 3 Edgewood 342-322=664 (+96)

##### INDIVIDUALS

- 1 Terry Nightingale, China Spring 79-71=150 (+8)
- 2 Mark Cates, Edgewood 81-74=155 (+13)
- 3 Glen Land, China Spring 75-81=156 (+14)

#### 1A-Lions Municipal GC, Austin (Par 71:284)

##### TEAM

- 1 Baird 343-329=672 (+104)
- 2 Robert Lee 348-342=690 (+122)
- 3 Booker 362-351=713 (+145)





INDIVIDUALS

- 1 John Lyons, Lago Vista 83-72=155 (+13)
- 2 Chris Mathis, Fort Davis 80-77=157 (+15)
- 3 Brad Jones, Baird 81-80=161 (+19)

**1987**

**May 14-15**

**5A-Morris Williams GC, Austin (Par 72:288)**

- 1 Humble Kingwood 299-297=596 (+20)
- 2 Denton 300-301=601 (+25)
- 3 Plano 304-302=606 (+30)

INDIVIDUALS

- 1 Brad McCollum, Plano 71-69=140 (-4)
- 2 Chad McGee, Tyler Legacy 73-69=142 (E)
- 3 Jimmy Tritt, Denton 72-72=144 (+2)

**4A-Morris Williams GC, Austin (Par 72:288)**

- 1 Andrews 309-296=605 (+29)
- 2 Kerrville Tivy 315-310=625 (+49)
- 3 West Orange-Stark 317-314=631 (+55)

INDIVIDUALS

- 1 Mike McCaffrey, Sulphur Springs 72-71=143 (-1)
- 2 Kyle Jerome, Liberty 74-72=146 (+2)
- 3 Taylor Tipton, Kerrville Tivy 76-71=147 (+3)

**3A-Morris Williams GC, Austin (Par 72:288)**

- 1 Abilene Wylie 309-304=613 (+37)
- 2 Texarkana Pleasant Grove 312-319=631 (+55)
- 3 Lindale 323-320=643 (+67)

INDIVIDUALS

- 1 Jaxon Brigman, Abilene Wylie 77-73=150 (+6)
- 2 Nick Duke, Tex. Pleasant Grove 78-73=151 (+7)
- 3 David Collins, Abilene Wylie 78-76=154 (+10)

**2A-Lions Municipal GC, Austin (Par 71:284)**

- 1 China Spring 316-312=628 (+60)
- 2 Memphis 339-324=663 (+95)
- 3 Weimar 340-334=674 (+106)

INDIVIDUALS

- 1 Gary Schoen, Hamilton 76-73=149 (+7)
- 2 Darrell Cofer, Memphis 79-74=153 (+11)
- 3 Glen Land, China Spring 77-79=156 (+14)

**1A-Lions Municipal GC, Austin (Par 71:284)**

- 1 Lago Vista 341-341=682 (+114)
- 2 Robert Lee 353-356=709 (+141)
- 3 Baird 355-358=713 (+145)

INDIVIDUALS

- 1 John Lyons, Lago Vista 76-78=154 (+12)
- 2 Brian Wood, Vega 81-79=160 (+18)
- 3 Mike Weinette, Booker 82-84=166 (+24)

**1986**

**May 15-16**

**5A-Morris Williams GC, Austin (Par 72:288)**

- 1 Conroe 291-304=595 (+19)
- 2 Fort Bend Dulles 302-306=608 (+32)
- 3 Cypress Creek 304-310=614 (+38)

INDIVIDUALS

- 1 Bo Beard, Conroe 69-71=140 (-4)
- 2 Steve Termere, Conroe\* 74-72=146 (+2)

- 3 Mike Dulin, Port Neches Groves 74-72=146 (+2)

**4A-Morris Williams GC, Austin (Par 72:288)**

- 1 Brownwood 307-319=626 (+50)
- 2 Liberty 319-315=634 (+58)
- 3 Kerrville Tivy 320-324=644 (+68)

INDIVIDUALS

- 1 Kyle Jerome, Liberty\* 74-76=150 (+6)
- 2 Taylor Tipton, Kerrville Tivy 75-75=150 (+6)
- 3 Chris Rieve, Liberty 78-74=156 (+12)

**3A-Morris Williams GC, Austin (Par 72:288)**

TEAM

- 1 Texarkana Pleasant Grove 323-316=639 (+63)
- 2 Devine\* 330-335=665 (+89)
- 3 China Spring 321-344=665 (+89)

INDIVIDUALS

- 1 Bo Cooper, Sanger 71-75=146 (+2)
- 2 Jason Greele, Tex. Pleasant Grove 79-71=150 (+6)
- 3 Johnny Lawley, Tex. Pleasant Grove 77-79=156 (+12)

**2A-Lions Municipal GC, Austin (Par 71:284)**

TEAM

- 1 Stanton 333-331=664 (+96)
- 2 Memphis 334-332=666 (+98)
- 3 Cooper 334-336=670 (+102)

INDIVIDUALS

- 1 Craig Koch, Ranger 70-73=143 (+1)
- 2 Brad Floyd, Cooper 72-79=151 (+9)
- 3 Darrell Cofer, Memphis 79-80=159 (+17)
- Jimmy Ragan, Early 79-80=159 (+17)

**1A-Lions Municipal GC, Austin (Par 71:284)**

TEAM

- 1 Salado 331-330=661 (+93)
- 2 Throckmorton 327-335=662 (+94)

- 3 Knox City 343-335=678 (+110)

INDIVIDUALS

- 1 David Preston, Salado 75-81=156 (+14)
- 2 Brent McCallum, Salado 78-79=157 (+15)
- 3 John Lyons, Lago Vista 77-81=158 (+16)

**1985**

**May 9-10**

**5A-Morris Williams GC, Austin (Par 72:288)**

TEAM

- 1 Conroe 289-302=591 (+15)
- 2 Fort Bend Dulles 300-305=605 (+29)
- 3 Abilene Cooper 300-310=610 (+34)

INDIVIDUALS

- 1 David White, Conroe 70-71=141 (-3)
- 2 Todd Moore, Abilene Cooper 72-70=142 (-2)
- 3 Omar Uresti, Austin Crockett 72-73=145 (+1)

**4A-Morris Williams GC, Austin (Par 72:288)**

TEAM

- 1 Brownwood 298-308=606 (+30)
- 2 Sulphur Springs 312-317=629 (+53)
- 3 Friendswood 316-333=649 (+73)

INDIVIDUALS

- 1 Kyle Jerome, Liberty 75-69=144 (E)
- 2 Lance Boscamp, Brownwood 72-74=146 (+2)
- 3 Ricky Bell, Mansfield 76-73=149 (+5)

**3A-Riverside GC, Austin (Par 72:288)**

TEAM

- 1 China Spring 305-299=604 (+28)
- 2 San Augustine 306-319=625 (+49)
- 3 Lindale 311-321=632 (+56)

INDIVIDUALS

- 1 Jeff Linnstaedter, China Spring\* 70-74=144 (E)



Abilene Cooper - 1982 Conference 5A Boys Golf Team Champions



- 2 Don Morris, Abilene Wylie 70-74=144 (E)
- 3 Don Naiser, Columbus 70-76=146 (+2)

### 2A-Lions Municipal GC, Austin (Par 71:284)

#### TEAM

- 1 Cooper 336-320=656 (+88)
- 2 Weimar 337-325=662 (+94)
- 3 Memphis 331-334=665 (+97)

#### INDIVIDUALS

- 1 Kevin Gracie, Troup 78-74=152 (+10)
- 2 Gary Schoen, Hamilton\* 76-80=156 (+14)
- 3 Brad Floyd, Cooper 81-75=156 (+14)

### 1A-Lions Municipal GC, Austin (Par 71:284)

#### TEAM

- 1 Throckmorton 347-339=686 (+118)
- 2 Gruver\* 355-344=699 (+131)
- 3 Salado 361-338=699 (+131)

#### INDIVIDUALS

- 1 Mike Kelley, Slidell 80-79=159 (+17)
- 2 Brent McCallum, Salado\* 83-78=161 (+19)
- 3 Chad Logsdon, Gruver 78-83=161 (+19)

## 1984

### May 10-11

#### 5A-Morris Williams GC, Austin (Par 72:288)

##### TEAM

- 1 Abilene 596 (+20)
- 2 Humble Kingwood 606 (+30)
- 3 Conroe 617 (+41)

##### INDIVIDUALS

- 1 Brian Watts, Carrollton Smith 139 (-5)
- 2 Brent Springer, Abilene 144 (E)
- 3 Jim Delaney, Humble Kingwood 145 (+1)
- David Sheffield, Sherman 145 (+1)

#### 4A-Morris Williams GC, Austin (Par 72:288)

##### TEAM

- 1 Pampa 624 (+48)
- 2 Paris 641 (+65)
- 3 Silsbee 652 (+76)

##### INDIVIDUALS

- 1 Paul McIntire, Pampa 149 (+5)
- 2 David Fatheree, Pampa 150 (+6)
- 3 Kirby Keilman, Georgetown 153 (+9)

#### 3A-Lions Municipal GC, Austin (Par 71:284)

##### TEAM

- 1 China Spring\* 665 (+97)
- 2 Hardin-Jefferson 665 (+97)
- 3 Devine 674 (+106)

##### INDIVIDUALS

- 1 Scott Malloch, Hardin-Jefferson 155 (+13)
- 2 Ross Thorton, China Spring 156 (+14)
- George Vincent, Teague 156 (+14)

#### 2A-Lions Municipal GC, Austin (Par 71:284)

##### TEAM

- 1 Vanderbilt Industrial 685 (+117)
- 2 Troup 687 (+119)
- 3 Hamilton 700 (+132)

#### INDIVIDUALS

- 1 Kelly Edwards, Vanderbilt Industrial 160 (+18)
- Kevin Gracie, Troup 160 (+18)
- 3 Sean Walker, Bullard 164 (+22)

#### 1A-Lions Municipal GC, Austin (Par 71:284)

##### TEAM

- 1 Salado 701 (+133)
- 2 Throckmorton 708 (+140)
- 3 Salado 715 (+147)

##### INDIVIDUALS

- 1 David Preston, Salado 165 (+23)
- 2 Matt Glenn, Throckmorton 166 (+24)
- 3 Mark Frost, Salado 167 (+25)

## 1983

### May 13-14

#### 5A-Morris Williams GC, Austin (Par 72:288)

##### TEAM

- 1 Abilene Cooper 294-292=586 (+10)
- 2 San Antonio Churchill 305-298=603 (+27)
- 3 Humble Kingwood 309-301=610 (+34)

##### INDIVIDUALS

- 1 Bob Estes, Abilene Cooper 73-69=142 (-2)
- 2 Kyle Coody, Abilene Coper 70-74=144 (E)
- 3 Bob Sullivan, RR Westwood 71-74=145 (+1)

#### 4A-Morris Williams GC, Austin (Par 72:288)

##### TEAM

- 1 Paris 312-304=616 (+40)
- 2 Waco Richfield 311-315=626 (+50)
- 3 Belton\* 325-316=641 (+65)\*

##### INDIVIDUALS

- 1 Ricky Bell, Mansfield\* 73-76=149 (+5)
- 2 Neil Hickerson, Belton\*\* 76-73=149 (+5)
- 3 Neal Barfield, Waco Richfield 75-74=149 (+5)

#### 3A-Lions Municipal GC, Austin (Par 71:284)

##### TEAM

- 1 Hardin-Jefferson 320-300=620 (+52)
- 2 China Spring 324-309=633 (+65)
- 3 Warren 315-319=634 (+66)

##### INDIVIDUALS

- 1 Trey Tyner, Hardin-Jefferson 73-71=144 (+2)
- 2 Mark Maley, Kenedy 77-72=149 (+7)
- 3 Ross Thorton, China Spring 74-76=150 (+8)

#### 2A-Lions Municipal GC, Austin (Par 71:284)

##### TEAM

- 1 San Saba 325-322=647 (+79)
- 2 Mart 337-338=675 (+107)
- 3 Morton 328-349=677 (+109)

##### INDIVIDUALS

- 1 Sam Pledger, San Saba 82-76=158 (+16)
- 2 Sam Smith, Bullard 77-82=159 (+17)
- 3 Brad Floyd, Cooper 81-81=162 (+20)

#### 1A-Lions Municipal GC, Austin (Par 71:284)

##### TEAM

- 1 Salado 345-329=669 (+101)
- 2 Throckmorton 348-349=697 (+129)
- 3 Rankin 356-346=702 (+134)

#### INDIVIDUALS

- 1 Chris Shive, Lago Vista 82-76=158 (+16)
- 2 Tom Black, Salado 87-75=162 (+20)
- 3 Doug Doege, Rankin 84-79=163 (+21)

## 1982

### May 14-15

#### 5A-Morris Williams GC, Austin (Par 72:288)

##### TEAM

- 1 Abilene Cooper 292-298=590 (+14)
- 2 Denton 292-310=602 (+26)
- 3 San Antonio Churchill 304-303=607 (+31)

##### INDIVIDUALS

- 1 Jeff Maggert, Con. McCullough\* 70-74=144 (E)
- 2 Mitchell Cole, Denton 71-73=144 (E)
- 3 Scott Verplank, Dallas White 72-73=145 (+1)

#### 4A-Morris Williams GC, Austin (Par 72:288)

##### TEAM

- 1 Paris 306-311=617 (+41)
- 2 Austin Westlake 314-307=621 (+45)
- 3 Cleburne 307-315=622 (+46)

##### INDIVIDUALS

- 1 Rouge Baecker, Crosby 74-73=147 (+3)
- 2 Craig Hughes, Leander 76-72=148 (+4)
- 3 Ricky Tompkins, Cleburne 74-75=149 (+5)

#### 3A-Lions Municipal GC, Austin (Par 71:284) \*27 holes

##### TEAM

- 1 Hardin-Jefferson 148-314=462
- 2 Comanche 150-320=470
- 3 Columbus 159-330=489

##### INDIVIDUALS

- 1 Blair Manasse, Hardin-Jefferson 34-73=107
- 2 Tray Tyner, Hardin-Jefferson\* 33-74=107
- 3 Daryl Burttschell, Comanche\*\* 35-72=107

#### 2A-Lions Municipal GC, Austin (Par 71:284) \*27 holes

##### TEAM

- 1 San Saba 150-336=486
- 2 Bullard 159-346=505
- 3 Mart 159-344=507

##### INDIVIDUALS

- 1 Hayden Merket, Hamlin 34-80=114
- 2 Bob Brewer, Mart 33-83=116
- 3 Todd Betts, Quanah 39-79=118

#### 1A-Lions Municipal GC, Austin (Par 71:284) \*27 holes

##### TEAM

- 1 Salado 164-339=503
- 2 Throckmorton 173-342=515
- 3 Rankin 168-353=521

##### INDIVIDUALS

- 1 Robert Schenkel, Salado 38-81=119
- 2 Toby Andrews, Throckmorton 39-83=121
- 3 Gary Wright, Salado 39-84=123



**1981**

**May 14-15**

**5A-Morris Williams GC, Austin (Par 72:288)**

TEAM

1 Fort Bend Dulles	295-290=585 (+9)
2 Waco Richfield	305-298=603 (+27)
3 Cypress Creek	304-306=610 (+34)

INDIVIDUALS

1 Arthur Lopez, FB Dulles	73-70=143 (+1)
2 Ronnie McDougal, FB Dulles	72-72=144 (E)
3 Jim Kelson, Arlington Lamar	73-73=146 (+2)

**4A-Morris Williams GC, Austin (Par 72:288)**

TEAM

1 Paris	320-312=632 (+56)
2 Lamesa	322-322=644 (+68)
3 Austin Westlake	330-317=647 (+71)

INDIVIDUALS

1 Darin Patrizi, Crosby*	75-79=154 (+10)
2 Mark Dees, Paris	78-76=154 (+10)
3 Sam Hansard, Lamesa	77-80=158 (+14)

**3A-Lions Municipal GC, Austin (Par 71:284)**

TEAM

1 Hardin-Jefferson	324-316=640 (+72)
2 Kenedy	326-318=644 (+76)
3 Caldwell	335-322=657 (+89)

INDIVIDUALS

1 Daryl Burttschell, Comanche	74-75=149 (+7)
2 Ronnie Rouse, Joshua	72-78=150 (+8)
3 Trey Tyner, Hardin-Jefferson	78-77=155 (+13)

**2A-Lions Municipal GC, Austin (Par 71:284)**

TEAM

1 Mart	335-326=661 (+93)
2 Marfa	340-343=683 (+115)
3 San Saba	349-338=687 (+119)

INDIVIDUALS

1 Bill Boy Bryant, Dublin	72-75=147 (+5)
2 Kelly Warner, Bullard	72-76=148 (+6)
3 Bob Brewer, Mart	76-75=151 (+9)

**1A-Lions Municipal GC, Austin (Par 71:284)**

TEAM

1 Salado	342-335=677 (+109)
2 Iraan	354-334=688 (+120)
3 Rankin	353-355=708 (+140)

INDIVIDUALS

1 David Harvell, Salado	83-77=160 (+18)
2 Robert Schenkel, Salado	81-82=163 (+21)
Gary Wright, Salado	87-76=163 (+21)

**1980**

**May 9-10**

**4A-Morris Williams GC, Austin (Par 72:288)**

TEAM

1 Fort Bend Dulles	292-298=590 (+14)
2 Tyler Legacy	300-305=605 (+29)
3 Cypress Creek	307-301=608 (+32)

INDIVIDUALS

1 Ignacio DeLeon, FB Dulles	69-72=141 (-3)
2 John Slaughter, Abilene Cooper	73-70=143 (-1)

3 Tommy Hathaway, Tyler Legacy	73-71=144 (E)
--------------------------------	---------------

**3A-Morris Williams GC, Austin (Par 72:288)**

TEAM

1 Austin Westlake	314-306=620 (+44)
2 Kilgore	308-313=621 (+45)
3 Paris	316-310=626 (+50)

INDIVIDUALS

1 Mark Dees, Paris	77-69=146 (+2)
2 Eddy Welch, Kilgore	73-76=149 (+5)
3 Broussard, Friendswood	73-78=151 (+7)
Gary Ray, Borger	77-74=151 (+7)

**2A-Lions Municipal GC, Austin (Par 71:284) \*27 holes**

TEAM

1 Hardin-Jefferson	152-310=462
2 Kermit	171-310=481
3 Kenedy	168-320=488

INDIVIDUALS

1 Billy Bruno, Hardin-Jefferson	36-74=110
2 Sean O'Neal, Joshua	41-71=112
3 Tray Tyner, Hardin-Jefferson	37-78=115

**1A-Lions Municipal GC, Austin (Par 71:284)\*27 holes**

TEAM

1 Bullard	166-323=489
2 Stratford	168-328=498
3 Big Lake Reagan County	177-330=507

INDIVIDUALS

1 Bill Boy Bryant, Dublin	34-72=106
2 Damon Floyd, Cooper	36-76=112
3 Matt Vincent, Stratford	39-76=115

**B-Lions Municipal GC, Austin (Par 71:284) \*27 holes**

TEAM

1 Throckmorton	160-334=494
2 Salado	159-352=511
3 St. Jo	164-385=519

INDIVIDUALS

1 Brad Wheatley, Darrouzett	38-76=114
2 Kevin Phillips, Maypearl	38-79=117
3 Robert Schenkel, Salado	38-80=118
Tombo Westererg, Salado	37-81=118

**1979**

**May 11-12**

**4A-Morris Williams GC, Austin (Par 72:288)**

TEAM

1 Humble	616 (+40)
2 North Richland Hills Richland	623 (+47)
3 El Paso Eastwood	635 (+59)

INDIVIDUALS

1 Todd Mavis, Humble	147 (+3)
2 Mark Brooks, NRH Richland	150 (+6)
Daryl Henning, Euleess Trinity	150 (+6)

**3A-Morris Williams GC, Austin (Par 72:288)**

TEAM

1 Paris	634 (+58)
2 Austin Westlake	644 (+68)
3 Friendswood	660 (+84)

INDIVIDUALS

1 Donnie Kelly, Belton	148 (+4)
------------------------	----------

2 Gary Ray, Borger	152 (+8)
3 Conrad Broussard, Friendswood	154 (+10)

**2A-Morris Williams GC, Austin (Par 72:288)**

TEAM

1 Hardin-Jefferson	655 (+79)
2 Kermit	666 (+90)
3 Decatur	672 (+96)

INDIVIDUALS

1 Billy Bruno, Hardin-Jefferson	156 (+12)
2 Glenn Smith, Decatur	158 (+14)
3 Brent Barrs, Kermit	160 (+16)

**1A-Lions Municipal GC, Austin (Par 71:284)**

TEAM

1 Dublin	660 (+92)
2 Bullard	686 (+118)
3 Big Lake Reagan County	689 (+121)

INDIVIDUALS

1 Kyle McCardle, Clint	151 (+9)
2 Jeffrey Boies, Dublin	153 (+11)
Bill Boy Bryant, Dublin	153 (+11)

**B-Lions Municipal GC, Austin (Par 71:284)**

TEAM

1 Throckmorton	693 (+125)
2 Darrouzette	739 (+171)
3 Booker	745 (+177)

INDIVIDUALS

1 Gregg Scarlett, Throckmorton	158 (+16)
2 David Price, St. Joe	166 (+24)
3 Jimmy Tidwell, Bronte	172 (+30)

**1978**

**May 12-13**

**4A-Morris Williams GC, Austin (Par 72:288)**

TEAM

1 Austin Johnson	600 (+24)
2 Fort Bend Dulles*	614 (+38)
3 Houston Clear Lake	614 (+38)

INDIVIDUALS

1 Greg Chapman, Austin Johnson	144 (E)
2 Mark Hendrix, Austin Johnson	147 (+3)
3 Jeff Smith, FW Arlington Heights	149 (+5)

**3A-Morris Williams GC, Austin (Par 72:288)**

TEAM

1 Round Rock	613 (+37)
2 Humble	617 (+41)
3 Borger	619 (+43)

INDIVIDUALS

1 Mike Ray, Borger	145 (+1)
2 Mike Smith, Humble	148 (+4)
3 Mark Penny, Atlanta	152 (+8)

**2A-Morris Williams GC, Austin (Par 72:288)**

TEAM

1 Hardin-Jefferson	618 (+42)
2 Madisonville	638 (+62)
3 Decatur	644 (+68)

INDIVIDUALS

1 Billy Bruno, Hardin-Jefferson	145 (+1)
---------------------------------	----------





2 Mark Whitaker, Columbus	151 (+7)
3 Andy Barron, Seymour	152 (+8)

### 1A-Jimmy Clay GC, Austin (Par 72:288)

#### TEAM

1 Aledo	655 (+79)
2 Dublin	658 (+82)
3 Memphis	669 (+93)

#### INDIVIDUALS

1 Bill Boy Bryant, Dublin	149 (+5)
2 Ken Lawrence, Albany	152 (+8)
3 Mike Cotter, Albany	155 (+11)

### B-Jimmy Clay GC, Austin (Par 72:288)

#### TEAM

1 Throckmorton	675 (+99)
2 Darrouzett	745 (+169)
Gordon	745 (+169)

#### INDIVIDUALS

1 Gregg Scarlett, Throckmorton	158 (+14)
2 Brad Wheatley, Darrouzett	164 (+20)
3 Mark Wilson, Throckmorton	166 (+22)

## 1977

### May 13-14

#### 4A-Morris Williams GC, Austin (Par 72:288)

##### TEAM

1 Dallas Highland Park	605 (+29)
2 Austin Johnson	611 (+35)
3 Houston Clear Lake	612 (+36)

##### INDIVIDUALS

1 Barry Ratcliff, Houston Clear Lake	145 (+1)
2 Doug Nelle, Austin Johnson	147 (+3)
3 Marshall Brown, San Angelo Central	149 (+5)

#### 3A-Morris Williams GC, Austin (Par 72:288)

##### TEAM

1 Fort Stockton*	627 (+51)
2 Humble	627 (+51)
3 Athens	632 (+56)

##### INDIVIDUALS

1 Blaine McCallister, Fort Stockton	149 (+5)
2 Richard Rankin, Pecos*	151 (+7)
3 Ed Gatlin, Athens	151 (+7)

#### 2A-Morris Williams GC, Austin (Par 72:288)

##### TEAM

1 Decatur	623 (+47)
2 Hardin-Jefferson	626 (+50)
3 Devine	634 (+58)

##### INDIVIDUALS

1 Jerry Collins, Devine	152 (+8)
2 Marshall Merritt, Decatur*	153 (+9)
3 Benny Neff, Hardin-Jefferson	153 (+9)

#### 1A-Jimmy Clay GC, Austin (Par 72:288)

##### TEAM

1 Rankin	657 (+81)
2 Memphis	669 (+93)
3 Clifton	675 (+99)

##### INDIVIDUALS

1 David Burden, Clifton*	155 (+11)
--------------------------	-----------

2 Ricky Guy, Memphis	155 (+11)
3 Jeff King, Edgewood	156 (+12)

### B-Jimmy Clay GC, Austin (Par 72:288)

#### TEAM

1 Throckmorton	690 (+114)
2 Bronte	722 (+146)
3 Holland	723 (+147)

#### INDIVIDUALS

1 Gregg Scarlett, Throckmorton*	161 (+17)
2 Kenny Hartline, Campbell	161 (+17)
3 Greg Goodnight, Holland	162 (+18)

## 1976

### May 14-15

#### 4A-Morris Williams GC, Austin (Par 72:288)

##### TEAM

1 Odessa Permian	622 (+46)
2 Tyler Legacy	639 (+63)
3 Austin Johnson	641 (+65)

##### INDIVIDUALS

1 Terry Snodgrass, Arlington Lamar	152 (+8)
2 Brad Jones, Tyler Legacy*	154 (+10)
3 Mark Hendrix, Austin Johnson	154 (+10)

#### 3A-Morris Williams GC, Austin (Par 72:288)

##### TEAM

1 Hardin-Jefferson	645 (+69)
2 Richardson Berkner	650 (+74)
3 Sinton	654 (+78)

##### INDIVIDUALS

1 Kirk Walker, Sulphur Springs	154 (+10)
2 Kent Hilburn, Hardin-Jefferson	156 (+12)
Robert Singletery, Kilgore	156 (+12)

#### 2A-Morris Williams GC, Austin (Par 72:288)

##### TEAM

1 Decatur	668 (+92)
2 Willis	671 (+95)
3 Refugio	675 (+99)

##### INDIVIDUALS

1 Miller Scott, Clyde	156 (+12)
2 Ronald Koerth, Ozona	157 (+13)
3 Mark McCrary, Winnsboro	158 (+14)

#### 1A-Jimmy Clay GC, Austin (Par 72:288)

##### TEAM

1 Rankin	662 (+86)
2 Memphis	674 (+98)
3 Aledo	686 (+110)

##### INDIVIDUALS

1 Don O'Bannon, Iraan	154 (+10)
2 Gary Varnadore, Rankin	156 (+12)
3 Russell Wimberley	160 (+16)

#### B-Jimmy Clay GC, Austin (Par 72:288)

##### TEAM

1 Bullard	729 (+153)
2 Throckmorton	736 (+170)
3 Booker	741 (+175)

##### INDIVIDUALS

1 Keith Durrett, Bullard*	167 (+23)
---------------------------	-----------

2 Pinkey Hartline, Campbell	167 (+23)
3 Kenny Hartline, Campbell	170 (+26)

## 1975

### May 9-10

#### 4A-Morris Williams GC, Austin (Par 72:288)

##### TEAM

1 San Angelo Central	607 (+31)
2 Fort Worth Arlington Heights*	615 (+39)
3 Killeen	615 (+39)

##### INDIVIDUALS

1 Britt Harrison, Beaumont Forest Park	145 (+1)
2 Randy Jacobs, FW Arlington Heights*	148 (+4)
3 Hilton Chancellor, Odessa Permian	148 (+4)

#### 3A-Morris Williams GC, Austin (Par 72:288)

##### TEAM

1 Houston Eisenhower	620 (+44)
2 Hardin-Jefferson	628 (+52)
3 Sinton	639 (+63)

##### INDIVIDUALS

1 Craig Barton, Houston Eisenhower	150 (+6)
2 Mike Michalka, Hardin-Jefferson*	152 (+8)
3 Mike Schwerman, Houston Eisenhower	152 (+8)

#### 2A-Morris Williams GC, Austin (Par 72:288)

##### TEAM

1 McCamey	650 (+74)
2 Huffman Hargrave	654 (+78)
3 Devine	660 (+84)

##### INDIVIDUALS

1 Doug Adams, McCamey	154 (+10)
2 Mark McCrary, Winnsboro*	158 (+14)
3 Ande Bode, Huffman Hargrave	158 (+14)

#### 1A-Jimmy Clay GC, Austin (Par 72:288)

##### TEAM

1 Rankin	646 (+70)
2 Memphis	662 (+86)
3 Archer City	683 (+107)

##### INDIVIDUALS

1 Donnie O'Bannon, Iraan	149 (+5)
2 Gary Varnadore, Rankin	154 (+10)
3 Matt Mazingo, Memphis	160 (+16)

#### B-Jimmy Clay GC, Austin (Par 72:288)

##### TEAM

1 Bronte	700 (+124)
2 Roby	708 (+132)
3 Booker	731 (+155)

##### INDIVIDUALS

1 Ricky Faught, Roby*	164 (+20)
2 Randy King, Roby	164 (+20)
3 Wayne Alexander, Bronte	169 (+25)

## 1974

### May 3-4

#### 4A-Morris Williams GC, Austin (Par 72:288)

##### TEAM

1 Fort Worth Arlington Heights	594 (+18)
2 Conroe	610 (+34)



Fort Worth Arlington Heights - 1973 Conference 4A Boys Golf Team Champions

3 Odessa Permian	618 (+42)
<u>INDIVIDUALS</u>	
1 Lindy Miller, FW Arlington Heights	143 (-1)
2 Bobby Bough, Conroe	145 (+1)
3 Greg Meyers, FW Arlington Heights	146 (+2)

### 3A-Morris Williams GC, Austin (Par 72:288)

<u>TEAM</u>	
1 Athens	622 (+46)
2 Kilgore	631 (+55)
3 Andrews	637 (+61)
<u>INDIVIDUALS</u>	

1 S. Grant, Athens	153 (+9)
2 M. Pierot, Athens	154 (+10)
Lee Singletary, Kilgore	154 (+10)

### 2A-Morris Williams GC, Austin (Par 72:288)

<u>TEAM</u>	
1 Houston Eisenhower	652 (+76)
2 Tulia	673 (+97)
3 Boling	675 (+99)
<u>INDIVIDUALS</u>	

1 Craig Barton, Houston Eisenhower	152 (+8)
2 Kent Wood, Childress	153 (+9)
3 Mark McCrary, Winnsboro	154 (+10)

### 1A-Jimmy Clay GC, Austin (Par 72:288)

<u>TEAM</u>	
1 Rankin	652 (+76)
2 Sonora	659 (+83)
3 Edgewood	674 (+98)
<u>INDIVIDUALS</u>	

1 Ross Wortham, Iraan	147 (+3)
2 Tad Tate, De Leon	155 (+11)
3 Tommy Gray, Rankin	159 (+15)

### B-Jimmy Clay GC, Austin (Par 72:288)

<u>TEAM</u>	
1 Booker	700 (+124)
2 Fisk Mozelle	723 (+147)
3 Florence	746 (+170)

<u>INDIVIDUALS</u>	
1 Pat Downey, Fisk Mozelle	160 (+16)
2 Wayne Alexander, Bronte	166 (+22)
3 Marcus Lemon, Booker	167 (+23)

### 1973 May 4-5

#### 4A-Morris Williams GC, Austin (Par 72:288)

<u>TEAM</u>	
1 Fort Worth Arlington Heights	613 (+37)
2 Conroe	614 (+38)
3 Corpus Christi King	629 (+53)
<u>INDIVIDUALS</u>	

1 Lindy Miller, FW Arlington Heights	148 (+4)
2 Kevin Thompson, Conroe	149 (+5)
3 Dale Blackburn, Conroe	152 (+8)

#### 3A-Morris Williams GC, Austin (Par 72:288)

<u>TEAM</u>	
1 Sweetwater	637 (+61)
2 Gainesville	649 (+73)
3 Sinton	655 (+79)
<u>INDIVIDUALS</u>	

1 Steve Cagel, Gainesville	153 (+9)
2 Terry Bruner, Sweetwater	157 (+13)
3 Scott Morgan, Sweetwater	159 (+15)

#### 2A-Morris Williams GC, Austin (Par 72:288)

<u>TEAM</u>	
1 Boling	638 (+62)
2 Breckenridge	650 (+74)
3 Caldwell	666 (+90)
<u>INDIVIDUALS</u>	

1 Bill Edwards, Boling	152 (+8)
2 Paul Blackerby, Breckenridge	156 (+12)
3 Dan Garvin, Breckenridge	158 (+14)

#### 1A-Lions Municipal GC, Austin (Par 71:284)

<u>TEAM</u>	
1 Rankin	634 (+66)

2 Sonora	659 (+91)
3 Edgewood	667 (+99)
<u>INDIVIDUALS</u>	
1 Gary Varnadore, Rankin	152 (+10)
2 Terry Lester, Rankin	156 (+14)
3 Ryan Hamilton, Mabank	157 (+15)

#### B-Lions Municipal GC, Austin (Par 71:284)

<u>TEAM</u>	
1 Salado	711 (+43)
2 Bronte	721 (+53)
3 Anna	803 (+135)
<u>INDIVIDUALS</u>	

1 John Preston, Salado	159 (+17)
2 Wayne Alexander, Bronte	160 (+18)
3 Brad Dibrell, Jayton	165 (+23)

### 1972 May 5-6

#### 4A-Morris Williams GC, Austin (Par 72:288)

<u>TEAM</u>	
1 Corpus Christi King	618 (+42)
2 Houston Westchester	622 (+46)
3 Bryan	635 (+59)
<u>INDIVIDUALS</u>	

1 R. Hoyt, Houston Westchester	146 (+2)
2 Keith Fergus, Killeen	148 (+4)
3 Pery Arthur, Bryan	151 (+7)

#### 3A-Morris Williams GC, Austin (Par 72:288)

<u>TEAM</u>	
1 Sweetwater	637 (+61)
2 Jacksonville	651 (+75)
3 Mount Pleasant	655 (+79)
<u>INDIVIDUALS</u>	

1 S. Morgan, Sweetwater	153 (+9)
2 Richard Stone, Jacksonville	155 (+11)
3 John Magouyrk, Jacksonville	156 (+12)

#### 2A-Morris Williams GC, Austin (Par 72:288)

<u>TEAM</u>	
1 Boling	655 (+79)
2 Hardin-Jefferson	658 (+82)
3 Big Lake Reagan County	671 (+95)
<u>INDIVIDUALS</u>	

1 Bill Edwards, Boling	157 (+13)
2 Gilbert Parker, Hardin-Jefferson	160 (+16)
3 Larry Cooper, Hardin-Jefferson	162 (+18)

#### 1A-Lions Municipal GC, Austin (Par 71:284)

<u>TEAM</u>	
1 Iraan	672 (+104)
2 Sonora	680 (+112)
3 Edgewood	690 (+122)
<u>INDIVIDUALS</u>	

1 Keith Hamilton, Mabank	152 (+10)
2 Larry Hall, Iraan	159 (+17)
3 Mark Rousselot, Sonora	160 (+18)

#### B-Lions Municipal GC, Austin (Par 71:284)

<u>TEAM</u>	
1 Forsan	719 (+151)



2 Salado	763 (+195)
3 Anna	781 (+213)

### INDIVIDUALS

1 Charles Bailey, Forsan	163 (+21)
2 Jim Price, Callisburg	165 (+23)
3 Richard Pitts, Forsan	174 (+32)

## 1971

### May 7-8

#### 4A-Morris Williams GC, Austin (Par 72:288)

##### TEAM

1 Fort Worth Paschal	616 (+40)
2 San Antonio Alamo Heights	625 (+49)
3 Cy-Fair	628 (+52)

##### INDIVIDUALS

1 Wally Payne, Fort Worth Paschal	149 (+5)
2 Howard Wagner, Cy-Fair	150 (+6)
3 M. Ball, Fort Worth Paschal	153 (+9)

#### 3A-Morris Williams GC, Austin (Par 72:288)

##### TEAM

1 Monahans	657 (+81)
2 Columbus	661 (+85)
3 Mount Pleasant	671 (+95)

##### INDIVIDUALS

1 Ron Huckabee, Monahans*	152 (+8)
2 C. Brown, McKinney	152 (+8)
3 David Gonzalez, Robstown	157 (+13)

#### 2A-Morris Williams GC, Austin (Par 72:288)

##### TEAM

1 Hardin-Jefferson	652 (+76)
2 Boling	671 (+95)
3 Decatur	684 (+108)

##### INDIVIDUALS

1 Andy Hale, Floydada	156 (+12)
2 Collier Nolte, Hardin-Jefferson	158 (+14)
3 Gilbert Parker, Hardin-Jefferson	162 (+18)

#### 1A-Lions Municipal GC, Austin (Par 71:284)

##### TEAM

1 Nocona	654 (+86)
2 Iraan	667 (+99)
3 Edgewood	717 (+149)

##### INDIVIDUALS

1 Barry Huggins, Troup	156 (+14)
2 Jim Shields, Nocona	157 (+15)
3 Gaylor Walden, Kennedale	159 (+17)

#### B-Lions Municipal GC, Austin (Par 71:284)

##### TEAM

1 Anton	683 (+115)
2 Goree	763 (+195)
3 Anna	766 (+198)

##### INDIVIDUALS

1 Tommy Gilbert, Anton*	165 (+13)
2 Randy Jones, Anton	165 (+13)
3 Steve Skelton, Goree	173 (+21)

## 1970

### May 8-9

#### 4A-Morris Williams GC, Austin (Par 72:288)

##### TEAM

1 San Antonio Alamo Heights	615 (+39)
2 Richardson	626 (+50)
3 Houston Wisdom	637 (+61)

##### INDIVIDUALS

1 Ben Crenshaw, Austin	149 (+5)
2 Lane Fowler, Houston Lee	151 (+7)
Blake Middleton, SA Alamo Heights	151 (+7)

#### 3A-Morris Williams GC, Austin (Par 72:288)

##### TEAM

1 Monahans	660 (+84)
2 Brenham	671 (+95)
3 Mission	676 (+100)

##### INDIVIDUALS

1 Ron Huckabee, Monahans	154 (+10)
2 Johnny Scott, Daingerfield	155 (+11)
3 Eben Dennis, Cy-Fair	159 (+15)

#### 2A-Morris Williams GC, Austin (Par 72:288)

##### TEAM

1 Hardin-Jefferson	668 (+92)
2 Crane	672 (+96)
3 Boling	681 (+105)

##### INDIVIDUALS

1 Don Sammons, Electra	160 (+16)
2 Blair Douglas, Georgetown	161 (+17)
3 Richie Boyd, Decatur	162 (+18)

#### 1A-Lions Municipal GC, Austin (Par 71:284)

##### TEAM

1 Weimar	673 (+105)
2 Groesbeck	706 (+138)
3 Nocona	712 (+144)

##### INDIVIDUALS

1 Gary Braun, Weimar	161 (+19)
----------------------	-----------

2 Thomas Turner, Groesbeck	162 (+20)
3 Mike Vasek, Weimar	168 (+26)

#### B-Lions Municipal GC, Austin (Par 71:284)

##### TEAM

1 Alief	753 (+185)
2 Anton	762 (+194)
3 Little Cypress-Mauriceville	822 (+254)

##### INDIVIDUALS

1 Keith McCutchen, Bronte	162 (+20)
2 Gene Eakin, Leggett	177 (+35)
3 John Strange, Alief	181 (+39)

## 1969

### May 2-3

#### 4A-Morris Williams GC, Austin (Par 72:288)

##### TEAM

1 Austin	585 (+9)
2 Beaumont Forest Park	602 (+26)
3 Odessa Permian	604 (+28)

##### INDIVIDUALS

1 Ben Crenshaw, Austin	136 (-8)
2 Scott Stegner, Odessa Permian	142 (-2)
3 Bruce Lietzke, Beaumont Forest Park	142 (E)

#### 3A-Morris Williams GC, Austin (Par 72:288)

##### TEAM

1 College Station A&M Consolidated	631 (+55)
2 Snyder	638 (+62)
3 Stephenville	703 (+127)

##### INDIVIDUALS

1 Billy Hannah, Jasper	150 (+6)
2 Clay Dozier, CS A&M Consolidated	152 (+8)
3 Otis Gips, Cuero	154 (+10)

#### 2A-Morris Williams GC, Austin (Par 72:288)

##### TEAM

1 Daingerfield	658 (+82)
----------------	-----------



San Antonio Alamo Heights - 1963 Conference 4A Boys Golf Team Champions





2 Big Lake Reagan County	678 (+102)
3 Columbus	684 (+108)

INDIVIDUALS

1 Mike Ramey, Daingerfield	153 (+9)
2 John Scott, Daingerfield	155 (+11)
3 Larry Deavers, Hallettsville	158 (+14)

**1A-Lions Municipal GC, Austin (Par 71:284)**

TEAM

1 Weimar	644 (+76)
2 McLean	663 (+95)
3 Albany	674 (+106)

INDIVIDUALS

1 Gary Heger, Weimar	145 (+3)
2 Dick Back, McLean	157 (+15)
3 Joel McCarty, McLean	162 (+20)

**B-Lions Municipal GC, Austin (Par 71:284)**

TEAM

1 Bronte	693 (+125)
2 Anna	758 (+190)
3 Hico	790 (+222)

INDIVIDUALS

1 Paul Wood, Anna	165 (+23)
2 Keith McCutchen, Bronte*	166 (+24)
3 Mike Davis, Hico	166 (+24)

**1968**

**May 3-4**

**4A-Morris Williams GC, Austin (Par 72:288)**

TEAM

1 San Antonio Alamo Heights	616 (+40)
2 Dallas Jefferson	624 (+48)
3 Odessa Permian	642 (+66)

INDIVIDUALS

1 Tom Kite, Austin McCallum	148 (+4)
2 Michael Huebinger, SA Alamo Heights	149 (+5)
3 Don Speckman, Dallas Jefferson	153 (+9)

**3A-Morris Williams GC, Austin (Par 72:288)**

TEAM

1 Beaumont Forest Park	640 (+64)
2 Longview Pine Tree	654 (+78)
3 San Marcos	658 (+82)

INDIVIDUALS

1 Rickey Maxey, Longview Pine Tree	155 (+11)
2 Danny Ducote, Beaumont Forest Park*	157 (+13)
3 David Belding, Kermit	157 (+13)

**2A-Morris Williams GC, Austin (Par 72:288)**

TEAM

1 Jacksboro	668 (+92)
2 Hardin-Jefferson	670 (+94)
3 Big Lake Reagan County	678 (+102)

INDIVIDUALS

1 Tommy Hayes, Big Lake Reagan County	160 (+16)
2 Tommy Gilbert, Jacksboro*	163 (+19)
3 Richard Osberg, Hardin-Jefferson	163 (+19)

**1A-Lions Municipal GC, Austin (Par 71:284)**

TEAM

1 McLean	666 (+98)
----------	-----------

2 Albany	686 (+118)
3 Weimar	721 (+153)

INDIVIDUALS

1 Ross Balliew, Albany	158 (+16)
2 Pat Windom, McLean	164 (+22)
3 Robbie Seldon, San Augustine	165 (+23)

**B-Lions Municipal GC, Austin (Par 71:284)**

TEAM

1 Anna	767 (+199)
2 Jayton	781 (+213)
3 Salado	800 (+232)

INDIVIDUALS

1 George Marshall, Aledo	155 (+13)
2 Timothy Hamilton, Loraine	161 (+19)
3 Terry Moore, Jayton	163 (+21)

**1967**

**May 5-6**

**4A-Morris Williams GC, Austin (Par 72:288)**

TEAM

1 Dallas Adams	616 (+40)
2 Austin	632 (+56)
3 Odessa Permian	633 (+57)

INDIVIDUALS

1 Tom Kite, Austin McCallum	147 (+3)
2 William Cromwell, Austin	150 (+6)
3 Bobby Henson, Dallas Adams	153 (+9)

**3A-Morris Williams GC, Austin (Par 72:288)**

TEAM

1 Seguin	645 (+69)
2 Beaumont Forest Park*	652 (+76)
3 Stephenville	652 (+76)

INDIVIDUALS

1 Bruce Lietzke, Beaumont Forest Park	145 (+1)
2 Joel Vaughn, Lamesa	152 (+8)
3 Robert Bohmann, Seguin	154 (+10)

**2A-Morris Williams GC, Austin (Par 72:288)**

TEAM

1 Jacksboro	660 (+84)
2 Stamford	670 (+94)
3 Hardin-Jefferson	676 (+100)

INDIVIDUALS

1 Tommy Gilbert, Jacksboro	156 (+12)
2 Chuck Brownfield, Stamford	158 (+14)
3 Charles Bunte, Smithville	159 (+15)

**1A-Lions Municipal GC, Austin (Par 71:284)**

TEAM

1 Albany	656 (+88)
2 McLean	686 (+118)
3 Weimar	711 (+143)

INDIVIDUALS

1 Dick Back, McLean	155 (+13)
2 Hebert Hawkins, Albany	160 (+18)
3 Bill Weaver, Albany	161 (+19)

**B-Lions Municipal GC, Austin (Par 71:284)**

TEAM

1 Richland Springs	738 (+170)
--------------------	------------

2 Jayton	758 (+190)
3 Robert Lee	164 (+196)

INDIVIDUALS

1 Tim Hamilton, Loraine	154 (+12)
2 George Marshall, Aledo	157 (+15)
3 Bill Lawless, Elysian Fields	159 (+17)

**1966**

**May 6-7**

**4A-Morris Williams GC, Austin (Par 72:288)**

TEAM

1 San Antonio Lee	633 (+57)
2 Beaumont	650 (+74)
3 Longview	651 (+75)

INDIVIDUALS

1 Steve Holmsley, San Antonio Lee	148 (+4)
2 Ronnie Leverich, Odessa Permian	149 (+5)
3 James Singletary, Beaumont	154 (+10)

**3A-Morris Williams GC, Austin (Par 72:288)**

TEAM

1 Seguin	646 (+70)
2 Sulphur Springs	657 (+81)
3 Beaumont Forest Park	663 (+87)

INDIVIDUALS

1 Drayton Mahaffey, Kerrville Tivy	152 (+8)
2 Zack Padgett, Seguin	164 (+10)
3 Ike Harper, Sulphur Springs	156 (+12)

**2A-Morris Williams GC, Austin (Par 72:288)**

TEAM

1 Alpine	669 (+93)
2 Jacksboro	670 (+94)
3 Randolph Air Force Base	691 (+115)

INDIVIDUALS

1 W.A. Hawkins, Jacksboro	159 (+15)
2 J. Hudgins, Alpine	160 (+16)
3 Tommy Gilbert, Jacksboro	161 (+17)

**1A-Lions Municipal GC, Austin (Par 71:284)**

TEAM

1 Memphis	679 (+111)
2 Smithville	705 (+137)
3 Albany	711 (+143)

INDIVIDUALS

1 Bill Bunte, Smithville	162 (+20)
2 Jerry Moss, Memphis	163 (+21)
3 Tommy Vasocu, Troup	165 (+23)

**B-Lions Municipal GC, Austin (Par 71:284)**

TEAM

1 Overton	696 (+128)
2 Richland Springs	702 (+134)
3 Shallowater	793 (+225)

INDIVIDUALS

1 Roger Moore, Overton	159 (+17)
2 Billy Schneider, Richland Springs	165 (+23)
3 Johnny Harper, Overton	166 (+24)



### 1965

#### May 7-8

##### 4A-Morris Williams GC, Austin (Par 72:288)

###### TEAM

1 San Antonio Alamo Heights	609 (+33)
2 Odessa Permian	630 (+54)
3 Houston Spring Woods	644 (+68)

###### INDIVIDUALS

1 Samuel Adelman, SA Alamo Heights	146 (+2)
2 Michael Bowersock, SA Alamo Heights	149 (+5)
3 Buddy Hamilton, Amarillo Tascosa	153 (+9)

##### 3A-Morris Williams GC, Austin (Par 72:288)

###### TEAM

1 Seguin	628 (+52)
2 Beaumont Forest Park	643 (+67)
3 Kermit	648 (+72)

###### INDIVIDUALS

1 John Bohman, Seguin	152 (+8)
2 David Belding, Kermit	154 (+10)
3 Paul Schroeder, Seguin	155 (+11)

##### 2A-Lions Municipal GC, Austin (Par 71:284)

###### TEAM

1 Jacksboro	658 (+90)
2 Edna	666 (+98)
3 Brady	667 (+99)

###### INDIVIDUALS

1 Rikki Massengale, Jacksboro	149 (+7)
2 W.A. Hawkins, Jacksboro*	161 (+19)
3 Tim Bennie, Cisco	161 (+19)

##### 1A-Lions Municipal GC, Austin (Par 71:284)

###### TEAM

1 Big Lake Reagan County	662 (+94)
2 Albany	690 (+124)
3 Bastrop	692 (+126)

###### INDIVIDUALS

1 Bill Evans, Odem	154 (+12)
2 Jay Dunbar, Memphis	157 (+15)
3 Sparky Cartwright, San Augustine	158 (+16)

##### B-Lions Municipal GC, Austin (Par 71:284)

###### TEAM

1 Shallowater	732 (+70)
2 Richland Springs	736 (+74)
3 Overton	762 (+110)

###### INDIVIDUALS

1 Lynn Faulkenberry, Gladewater Sabine	159 (+17)
2 Harold Preston, Loraine	166 (+24)
3 Rick Baskin, Richland Springs	167 (+25)

### 1964

#### May 8-9

##### 4A-Lions Municipal GC, Austin (Par 71:284)

###### TEAM

1 San Antonio Alamo Heights	605 (+37)
2 Amarillo Tascosa	621 (+53)
3 Tyler Legacy	626 (+58)

###### INDIVIDUALS

1 Samuel Adelman, SA Alamo Heights*	148 (+6)
2 James Herring, Amarillo	148 (+6)

3 William Wade, Freeport**	149 (+7)
----------------------------	----------

##### 3A-Lions Municipal GC, Austin (Par 71:284)

###### TEAM

1 Seguin	628 (+60)
2 Pecos	631 (+63)
3 Gainesville	647 (+79)

###### INDIVIDUALS

1 Jim Clayton, Kermit	146 (+4)
2 Vincent Glowacki, La Marque	148 (+6)
3 John Bohman, Seguin	154 (+12)

##### 2A-Lions Municipal GC, Austin (Par 71:284)

###### TEAM

1 Brady	637 (+69)
2 Gilmer	667 (+99)
3 Edna	681 (+113)

###### INDIVIDUALS

1 Rikki Massengale, Jacksboro	144 (+2)
2 Charles Dicker, Brady	156 (+14)
3 Jimmy Criswell, Brady	157 (+15)

##### 1A-Lions Municipal GC, Austin (Par 71:284)

###### TEAM

1 Bastrop	654 (+86)
2 Memphis	674 (+106)
3 San Augustine	723 (+155)

###### INDIVIDUALS

1 Ronnie Wilkins, Bastrop	157 (+15)
2 James Lenamon, Albany	158 (+16)
3 David Perkins, Bastrop	162 (+20)

##### B-Lions Municipal GC, Austin (Par 71:284)

###### TEAM

1 Menard	692 (+124)
2 Overton	704 (+136)
3 Valley Mills	726 (+158)

###### INDIVIDUALS

1 Gary Sorrels, Gladewater Sabine	160 (+18)
2 Harold Preston, Loraine*	165 (+23)
3 Joe Johnston, Overton	165 (+23)

### 1963

#### May 3-4

##### 4A-Lions Municipal GC, Austin (Par 71:284)

###### TEAM

1 San Antonio Alamo Heights	602 (+34)
2 Lubbock Monterey	627 (+59)
3 Dallas Jefferson	630 (+62)

###### INDIVIDUALS

1 Samuel Adelman, SA Alamo Heights*	145 (+3)
2 Randy Wolff, Beaumont	145 (+3)
3 Bruce Hooper, SA Alamo Heights	148 (+6)

##### 3A-Lions Municipal GC, Austin (Par 71:284)

###### TEAM

1 Seguin	635 (+67)
2 Jacksonville	646 (+78)
3 Pecos	659 (+91)

###### INDIVIDUALS

1 John Bohman, Seguin	147 (+5)
2 Hal Underwood, Del Rio	151 (+9)

3 Jimmy Clayton, Kermit	154 (+12)
-------------------------	-----------

##### 2A-Lions Municipal GC, Austin (Par 71:284)

###### TEAM

1 Jacksboro	627 (+59)
2 College Station A&M Consolidated	658 (+80)
3 Childress	659 (+81)

###### INDIVIDUALS

1 Jimmy Wilcoxson, Childress	149 (+7)
2 W.A. Hawkins, Jacksboro	154 (+12)
3 John Baldauf, CS A&M Consolidated	155 (+13)

##### 1A-Lions Municipal GC, Austin (Par 71:284)

###### TEAM

1 Big Lake Reagan County	698 (+120)
2 Bastrop	711 (+133)
3 Albany	725 (+147)

###### INDIVIDUALS

1 Jay Dunbar, Memphis	157 (+15)
2 Ford Cartwright, San Augustine	160 (+18)
3 Bill Ashcraft, Big Lake Reagan Co.	162 (+20)

##### B-Lions Municipal GC, Austin (Par 71:284)

###### TEAM

1 Gladewater Sabine	675 (+107)
2 Calvert	712 (+144)
3 Menard	741 (+173)

###### INDIVIDUALS

1 Sammy Pearson, Calvert	163 (+21)
2 Gary Sorrels, Gladewater Sabine	164 (+22)
3 Lynn Faulkenberry, Gladewater Sabine	166 (+24)

### 1962

#### May 4-5

##### 4A-Lions Municipal GC, Austin (Par 71:284)

###### TEAM

1 Fort Worth Arlington Heights	619 (+51)
2 Houston Spring Branch	634 (+66)
3 San Antonio Alamo Heights	639 (+71)

###### INDIVIDUALS

1 Dave Turner, FW Arlington Heights	147 (+5)
2 Mike Gibson, FW Arlington Heights*	150 (+8)
3 Tommy Knight, San Angelo Central	150 (+8)

##### 3A-Lions Municipal GC, Austin (Par 71:284)

###### TEAM

1 Conroe	628 (+60)
2 Del Rio	634 (+66)
3 Cleburne	649 (+81)

###### INDIVIDUALS

1 David Holcomb, Mission	149 (+7)
2 Dan Nichol, Conroe	152 (+10)
Hal Underwood, Del Rio	152 (+10)

##### 2A-Lions Municipal GC, Austin (Par 71:284)

###### TEAM

1 Brady	648 (+80)
2 Jacksboro	650 (+82)
3 Hamlin	677 (+109)

###### INDIVIDUALS

1 Bob Archer, Brady	150 (+8)
2 Steve Wheelis, Jacksboro	155 (+13)



3 Mike Holbrook, Jacksboro 157 (+15)

**1A-Lions Municipal GC, Austin (Par 71:284)**

TEAM

1 Del Valle 666 (+98)  
2 Big Lake Reagan County 692 (+124)  
3 Albany 708 (+140)

INDIVIDUALS

1 Harold Gardner, Big Lake Reagan Co.\* 158 (+16)  
2 Vandy Van Dever, Del Valle 158 (+16)  
Rocky Hill, Albany 158 (+16)

**B-Lions Municipal GC, Austin (Par 71:284)**

TEAM

1 Gladewater Sabine 684 (+116)  
2 Calvert 740 (+172)  
3 Goree 762 (+194)

INDIVIDUALS

1 Ronnie Bamburg, Gladewater Sabine 160 (+18)  
2 Gary Sorrels, Gladewater Sabine 163 (+21)  
3 Calvin Wiese, Calvert 167 (+25)

**1961**

**May 5-6**

**4A-Lions Municipal GC, Austin (Par 71:284)**

TEAM

1 Fort Worth Paschal 618 (+50)  
2 Amarillo Tascosa 623 (+55)  
3 Houston Lamar 624 (+56)

INDIVIDUALS

1 John Lawson, Fort Worth Paschal 147 (+5)  
2 Harry Joiner, Wichita Falls 148 (+6)  
3 Jere Whitaker, Fort Worth Paschal 151 (+9)  
Randy Gieselman, Houston Lamar 151 (+9)

**3A-Lions Municipal GC, Austin (Par 71:284)**

TEAM

1 Conroe 641 (+73)  
2 Sulphur Springs 644 (+76)  
3 Del Rio 658 (+90)

INDIVIDUALS

1 Charles Links, Gainesville 149 (+7)  
2 Charles Carothers, Sulphur Springs 150 (+8)  
3 Hal Underwood, Del Rio 151 (+9)

**2A-Lions Municipal GC, Austin (Par 71:284)**

TEAM

1 Columbus 663 (+95)  
2 Edna 668 (+100)  
3 Coleman 671 (+103)

INDIVIDUALS

1 Johnny Jones, Gatesville 150 (+8)  
2 Billy Riddle, Edna 154 (+12)  
3 Gary Bradshaw, Ranger 161 (+19)

**1A-Lions Municipal GC, Austin (Par 71:284)**

TEAM

1 Eagle Lake 660 (+92)  
2 Albany 682 (+114)  
3 Memphis 729 (+161)

INDIVIDUALS

1 Curtis Laughlin, Eagle Lake\* 155 (+13)



Bruce Lietzke - Beaumont Forest Park

2 Rocky Hill, Albany 155 (+13)  
3 Harold Gardner, Big Lake Reagan Cty. 165 (+23)

**B-Lions Municipal GC, Austin (Par 71:284)**

TEAM

1 Gladewater Sabine 750 (+182)  
2 Calvert 769 (+201)  
3 Meridian 811 (+243)

INDIVIDUALS

1 Ronnie Bamburg, Gladewater Sabine 168 (+26)  
2 William Peacock, Everman 177 (+35)  
3 Gary Sorrels, Gladewater Sabine 178 (+36)

**1960**

**May 6-7**

**4A-Lions Municipal GC, Austin (Par 71:284)**

TEAM

1 Texas City 598 (+20)

INDIVIDUAL

1 Mark Hopkins, Texas City 139 (-3)

**3A-Lions Municipal GC, Austin (Par 71:284)**

TEAM

1 Andrews 643 (+75)

INDIVIDUAL

1 Charles Carothers, Sulphur Springs 151 (+9)

**2A-Lions Municipal GC, Austin (Par 71:284)**

TEAM

1 Brady 645 (+77)

INDIVIDUAL

1 Terry James, Gilmer 144 (+2)

**1A-Lions Municipal GC, Austin (Par 71:284)**

TEAM

1 Elgin 671 (+103)

INDIVIDUAL

1 Curtis Laughlin, Eagle Lake 159 (+17)

**B-Lions Municipal GC, Austin (Par 71:284)**

TEAM

1 Wink 788 (+220)

INDIVIDUAL

1 Billy Peacock, Everman 171 (+29)

**1959**

**May 8-9**

**4A-Lions Municipal GC, Austin (Par 71:284)**

TEAM

1 Austin 584 (+16)

INDIVIDUAL

1 Randy Petri, Austin 140 (-2)

**3A-Lions Municipal GC, Austin (Par 71:284)**

TEAM

1 Tyler Legacy 604 (+36)

INDIVIDUAL

1 T.C. Hamilton, Tyler Legacy 144 (+2)

**2A-Lions Municipal GC, Austin (Par 71:284)**

TEAM

1 Terrell 647 (+79)

INDIVIDUAL

1 James Terry, Gilmer 148 (+6)

**1A-Lions Municipal GC, Austin (Par 71:284)**

TEAM

1 Elgin 647 (+79)

INDIVIDUAL

1 Pat Simpson, Keller\* 163 (+21)

**B-Lions Municipal GC, Austin (Par 71:284)**

TEAM

1 Wink 712 (+144)

INDIVIDUAL

1 Raymond Mayes, Sheridan 154 (+12)

**1958**

**May 2-3**

**2A-Lions Municipal GC, Austin (Par 71:284)**

TEAM

1 Austin 611 (+43)

INDIVIDUAL

1 Elgie Seamster, Borger 146 (+4)

**1A-Lions Municipal GC, Austin (Par 71:284)**

TEAM

1 Shamrock 641 (+73)

INDIVIDUAL

1 John Shackelford, Shamrock 152 (+10)

**B-Lions Municipal GC, Austin (Par 71:284)**

TEAM

1 Bastrop 700 (+132)

INDIVIDUALS

1 Mike Higgins, Tomball 159 (+17)





**1957**  
**May 3-4**  
**2A-Lions Municipal GC, Austin (Par 71:284)**  
TEAM  
1 Austin 620 (+52)  
INDIVIDUAL  
1 Randy Petri, Austin 150 (+8)

**1A-Lions Municipal GC, Austin (Par 71:284)**  
TEAM  
1 Del Rio 643 (+75)  
INDIVIDUAL  
1 Joe Trevino, Del Rio 150 (+8)

**B-Lions Municipal GC, Austin (Par 71:284)**  
TEAM  
1 Wink 724 (+156)  
INDIVIDUAL  
1 Richard Hales, Memphis 156 (+14)

**1956**  
**May 4-5**  
**2A-Lions Municipal GC, Austin (Par 71:284)**  
TEAM  
1 San Antonio Alamo Heights 621 (+53)  
INDIVIDUAL  
1 Jim Bratten, SA Alamo Heights 148 (+6)

**1A-Lions Municipal GC, Austin (Par 71:284)**  
TEAM  
1 Athens 616 (+48)  
INDIVIDUAL  
1 George Robinson, Athens 149 (+7)

**B-Lions Municipal GC, Austin (Par 71:284)**  
TEAM  
1 Ranger 689 (+121)  
INDIVIDUAL  
1 Jimmy Blackmar, Luling 157 (+15)

**1955**  
**May 6-7**  
**2A-Lions Municipal GC, Austin (Par 71:284)**  
TEAM  
1 Brownwood 609 (+41)  
INDIVIDUAL  
1 Phil Lobstein, Brownwood 146 (+4)

**1A-Lions Municipal GC, Austin (Par 71:284)**  
TEAM  
1 Longview Pine Tree 627 (+59)  
INDIVIDUAL  
1 Mike York, Waxahachie 141 (-1)

**B-Lions Municipal GC, Austin (Par 71:284)**  
TEAM  
1 McCamey 715 (+147)  
INDIVIDUAL  
1 John Lively, Eastland 155 (+13)

**1954**  
**May 7-8**  
**2A-Lions Municipal GC, Austin (Par 71:284)**  
TEAM  
1 Amarillo 606 (+38)  
INDIVIDUAL  
1 John Farquhar, Amarillo 145 (+3)

**1A-Lions Municipal GC, Austin (Par 71:284)**  
TEAM  
1 Stamford 624 (+56)  
INDIVIDUAL  
1 Charles Coody, Stamford 139 (-3)

**B-Lions Municipal GC, Austin (Par 71:284)**  
TEAM  
1 Iraan 723 (+155)  
INDIVIDUAL  
1 Bob White, Tomball 153 (+11)

**1953**  
**May 8-9**  
**2A-Lions Municipal GC, Austin (Par 71:284)**  
TEAM  
1 Houston Lamar 613 (+45)  
INDIVIDUAL  
1 Marcelino Moreno, Midland 146 (+4)

**1A-Lions Municipal GC, Austin (Par 71:284)**  
TEAM  
1 San Marcos 632 (+64)  
INDIVIDUAL  
1 Robert Baker, San Marcos 154 (+12)

**B-Lions Municipal GC, Austin (Par 71:284)**  
TEAM  
1 Longview Pine Tree 655 (+87)  
INDIVIDUAL  
1 Richard Parvino, Longview Pine Tree 143 (+1)

**1952**  
**May 2-3**  
**2A-Lions Municipal GC, Austin (Par 71:284)**  
TEAM  
1 Houston Lamar 618 (+50)  
INDIVIDUAL  
1 Jimmy Powell, Dallas Sunset 144 (+2)

**1A-Lions Municipal GC, Austin (Par 71:284)**  
TEAM  
1 Lampasas 657 (+89)  
INDIVIDUALS  
1 Jim Boyd, Lampasas\* 156 (+14)  
2 Charles Zaden, Stamford 156 (+14)

**B-Lions Municipal GC, Austin (Par 71:284)**  
TEAM  
1 Longview Pine Tree 667 (+99)  
INDIVIDUAL  
1 Richard Parvino, Longview Pine Tree 156 (+14)

**1951**  
**May 4-5**  
**2A-Lions Municipal GC, Austin (Par 71:284)**  
TEAM  
1 Dallas Highland Park 602 (+34)  
INDIVIDUAL  
1 Stewart Carrell, Dallas Highland Park 147 (+5)

**1A-Lions Municipal GC, Austin (Par 71:284)**  
TEAM  
1 Lampasas 680 (+112)  
INDIVIDUAL  
1 Tommy Cruse, Jacksonville 144 (+2)

**B-Lions Municipal GC, Austin (Par 71:284)**  
TEAM  
1 Longview Pine Tree 727 (+159)  
INDIVIDUAL  
1 Jackie Clark, Troup 153 (+11)

**1950**  
**May 5 (2A), May 12 (CITY)**  
**CITY-BraeBurn CC, Houston (Par 72:288)**  
TEAM  
1 San Antonio Alamo Heights 658 (+82)  
INDIVIDUALS  
1 Pete Hessemer, Houston Davis 141 (-3)\*  
2 Kenneth Edwards, Fort Worth Paschal 141 (-3)

**2A-BraeBurn CC, Houston (Par 72:288)**  
TEAM  
1 Dallas Highland Park 637 (+61)  
INDIVIDUAL  
1 Lee Pinkston, Abilene 146 (+2)

**1949**  
**May 13**  
**CITY-San Antonio CC (Par 72:288)**  
TEAM  
1 Houston Lamar 612 (+36)  
INDIVIDUAL  
1 Bernard Riviere, Houston Lamar 148 (+4)




# BOYS GOLF


## ALL-TIME STATE TOURNAMENT APPEARANCES

\* - State Champion

School	Tournament Appearances	Tourn. App.	Championships
Abbott	1A:1991,92,24	3	0
Abilene Cooper	4A:1980; 5A:1981,82*,83*,84*,85	6	3
Abilene Wylie	3A:1984,86,87*,88,89,90,91,92*,93,95,96,97,98,99,2000,02,08	17	2
Agua Dulce	B:1964	1	0
Albany	1A:1959; B:1960; 1A:1961,62,63,65,66,67*,68,69; 2A:1992,93,94,2022,23,24	16	1
Aldine	5A:1982	1	0
Aledo	1A:1975,76,78*; 3A:1999; 4A:2005,06,07*,08,09,11; 5A:2015,16,19,22	14	2
Alice	2A:1956	1	0
Alief	B:1969,70*; 1A:1971	3	1
Allen	6A:2023	1	0
Alpine	2A:1966*,75,76,2003	4	1
Altair Rice	2A:2009; 3A:2019	2	0
Amarillo	2A:1953,54*,55; 5A:1994,95	5	1
Amarillo Tascosa	4A:1961,64; 5A:2024	3	0
Andrews	3A:1959,60*,62,66,68,74,75,79; 4A:1981,82,86,87*,88,89,92,93,94,98,99*,2000; 3A:2007,11,12,13*,14*; 4A:2015,18,19,22,23,24	31	5
Anna	B:1967,68*,69,71,72,73,74	7	1
Anton	B:1970,71*	2	1
Aransas Pass	1A:1958	1	0
Archer City	1A:1975; 2A:1984; 1A:1985,2002,03,07	6	0
Argyle	3A:2012,13,14; 4A:2015*,16*,17*,18,19,21*,22*; 5A:2023,24	12	5
Arlington Lamar	5A:1981,84	2	0
Arp	B:1960; 2A:2001	2	0
Athens	1A:1954,56*; 3A:1974*,77	4	2
Atlanta	3A:1978,2005,06,07,08	5	0
Austin	2A:1953,57*,58*; 4A:1959*,60,67,69*; 5A:2017,18	9	4
Austin Anderson	4A:1990,93,94*,95*,96,97*,98*,99,2000,01; 5A:2021,22*	12	5
Austin Johnson	4A:1976,77,78*	3	1
Austin Lake Travis	3A:1988,89,90,95,97*,98; 4A:1999,2002,03,04,05,07,08,10,11*,12*; 5A:2013*; 6A:2017,23,24*	20	5
Austin McCallum	4A:1980	1	0



Austin Westlake - 2023 Conference 6A Boys Golf Team Champions



Brock - 2022 Conference 3A Boys Golf Team Champions



\* - State Champion

School	Tournament Appearances	Tourn. App.	Championships
Austin Vandegrift	4A:2013,14*; 5A:2015*,16*; 6A:2018,19,21,22	8	3
Austin Westlake	3A:1977,78,79,80*; 4A:1981,82,84; 5A:1990; 4A:1991,93,94; 5A:1995,96*,99*,2001*,02,03,07,08,09*,10*,11,12,14*; 6A:2015,16,17*,18*,19*,21*,22*,23*,24	33	13
Baird	1A:1987,88*,89*,90,91,93,94*; 2A:1995,96*; 1A:2002,05,06	12	4
Bastrop	B:1957,58*; 1A:1963,64*,65; 4A:1989,91,98	8	2
Bay City	4A:1994,95	2	0
Baytown	1A:1955	1	0
Baytown Lee	4A:1963	1	0
Baytown Sterling	4A:1976	1	0
Beaumont	4A:1966	1	0
Beaumont Forest Park	3A:1965,66,67,68*; 4A:1969	5	1
Beaumont McArthur	1A:1953	1	0
Beeville	4A:1985	1	0
Bells	3A:2021	1	0
Bellville	2A:1966; 4A:2023,24	3	0
Belton	4A:1983,85	2	0
Bertram	B:1961,62	2	0
Big Lake Reagan County	1A:1960,62,63*,65*; 2A:1968,69,72,73; 1A:1979,80; 2A:1983	11	2
Big Spring	4A:1971,91; 3A:2012,13; 4A:2017	5	0
Blanco	2A:2013,14; 3A:2015,16,17,18,21	7	0
Blanket	1A:2015,16,17,18	4	0
Blue Ridge	1A:2012	1	0
Bluff Dale	1A:2023	1	0
Boerne	4A:2001,04; 3A:2013,14; 4A:2021,22,23	7	0
Boerne Champion	4A:2009,10,11,12; 5A:2015,17,18,19,21,22	10	0
Boling	2A:1970,71,72*,73*,74,77,79; 3A:1984; 2A:1990	9	2
Bonham	3A:1989,91,92	3	0
Booker	B:1974*,75,76,79,80; 1A:1984,85,86,87,88,89,93*,94,95*,96*,98	16	4
Borger	2A:1958; 4A:1959,60; 3A:1978,80; 4A:1983,91,95,96; 3A:2006	10	0
Bosqueville	2A:2017,22	2	0
Bowie	3A:2021,23,24	3	0
Bracketville Brackett	1A:2006,07,10	3	0
Brady	1A:1958; 2A:1959,60*,62*,64*,65	6	3
Brazoswood	5A:1989	1	0
Breckenridge	2A:1973,80,87; 3A:1988,99	5	0
Brenham	3A:1970; 4A:2001,02	3	0
Bridgeport	4A:2022,24*	2	0
Briscoe Fort Elliott	1A:2017,18,21	3	0
Brock	1A:1996,98,2001; 2A:2010,13,14; 3A:2015*,16*,17,18,19,21*,22*,23,24	15	4
Bronte	B:1969*,72,75*,76,77; 1A:2004,12,14,15	9	2
Brookeland	1A:2013,14,15; 2A:2016	4	0
Brownfield	1A:1956	1	0
Brownsville	2A:1951	1	0







# BOYS GOLF

## ALL-TIME STATE TOURNAMENT APPEARANCES

\* - State Champion



Columbus - 2019 Conference 3A Boys Golf Team Champions



Dallas Highland Park - 2021 Conference 5A Boys Golf Team Champions

School	Tournament Appearances	Tourn. App.	Championships
Brownwood	2A:1955*,56; 3A:1977; 4A:1985*,86*,87,88,2023,24	9	3
Bryan	4A:1972; 5A:2015	2	0
Bullard	B:1976*; 1A:1977,78,79,80*; 2A:1982,83,84,86,89,90,91,92,93; 4A:2018,19,21,22,23,24	20	2
Burleson Centennial	5A:2021,23,24	3	0
Burnet	3A:2003,04	2	0
Bushland	3A:2022	1	0
Caddo Mills	B:1978	1	0
Caldwell	2A:1973,80; 3A:1981,2013	4	0
Callisburg	2A:2006,07; 3A:2021,22,23*	5	1
Calvert	B:1961,62,63,68	4	0
Cameron Yoe	3A:2017,18,19,22,24	5	0
Campbell	B:1976,77	2	0
Canadian	3A:1985; 2A:2001; 1A:2011	3	0
Canton	3A:1984,96; 4A:2015,16,17	5	0
Canyon	3A:2004,05; 4A:2021	3	0
Canyon Randall	4A:2009; 5A:2021,22; 4A:2023*	4	1
Carizzo Springs	2A:1969; 4A:1983,84	3	0
Carrollton Creekview	5A:2003	1	0
Carthage	3A:2013,14; 4A:2016,21,24	5	0
Castroville Medina Valley	4A:2003,05,07*; 3A:2008,09	5	1
Cayuga	2A:2019	1	0
Cedar Park	4A:2013,14; 5A:2017,18,19	5	0
Cedar Park Vista Ridge	4A:2007	1	0
Celeste	1A:1993,94,95,96,97,99,2000,02; 2A:2023	9	0
Celina	4A:2023,24	2	0
Center	3A:2003	1	0
Center Point	B:1980	1	0
Cherokee	1A:1999	1	0
Chester	1A:2016,17,22,23,24	5	0

# BOYS GOLF

## ALL-TIME STATE TOURNAMENT APPEARANCES



\* - State Champion

School	Tournament Appearances	Tourn. App.	Championships
Childress	2A:1963,72	2	0
China Spring	3A:1983,84*,85*,86; 2A:1987*,88*,89*; 3A:2003,12	9	5
Cisco	2A:1992,93*,96,97,2002	5	1
Claude	1A:1990,92	2	0
Cleburne	3A:1962,63,80; 4A:1982,2005	5	0
Cleveland Tarkington	3A:2014	1	0
Clifton	1A:1977	1	0
Clyde	3A:2019	1	0
Clyde Eula	1A:2017,18,19	3	0
Coahoma	2A:1997	1	0
Coleman	2A:1961; B:1975; 2A:2003,04,05	5	0
College Station	5A:2019,21	2	0
CS A&M Consolidated	2A:1963; 3A:1969*; 4A:1990,92,93	5	1
Colleyville Heritage	5A:2018	1	0
Columbus	2A:1961*,65,69; 3A:1971; 2A:1975; 3A:1982,84,85,86,94,97,98,2002,04,05,19*,21,23	18	2
Comal Canyon	4A:2006	1	0
Comal Smithson Valley	6A:2017; 5A:2023,24*	3	1
Comanche	3A:1981,82	2	0
Comfort	3A:2017,18	2	0
Conroe	3A:1961*,62*; 4A:1973,74,75,76,77; 5A:1984,85*,86*,90*,91,99	13	5
Conroe The Woodlands	5A:1982,92,93*,95,2001,02*,03,04,05*,06,07*,08,09,12*,13; 6A:2015,16,19,21,22,23,24	22	5
Coolidge	B:1975	1	0
Cooper	1A:1980; 2A:1985*,86,87,88,98,99,2011,21	9	1
Coppell	6A:2017	1	0
Corpus Christi Carroll	4A:1975,77	2	0
Corpus Christi King	4A:1972*,73,75,78; 5A:1981,82,84	7	1
Corpus Christi London	3A:2024	1	0
Corpus Christi Ray	2A:1953,54,55,57	4	0
Corsicana	2A:1958; 4A:1985	2	0
Crane	2A:1960,70	2	0
Crawford	1A:1991,92,93; 2A:2024	4	0
Crockett	3A:1993; 2A:2013,14,16	4	0
Crosby	4A:1981,82,2004,05	4	0
Cross Plains	1A:1984	1	0
Crowell	1A:2021,23	2	0
Cuero	3A:1975,2000,01,02,04,05,06,07	8	0
Cy-Fair	4A:1971; 5A:2013	2	0
Cypress Creek	4A:1980; 5A:1981,86; 6A:2021,22	5	0
D'Hanis	1A:2022,23,24	3	0
Daingerfield	2A:1969*,2009	2	1
Dalhart	3A:1981,83	2	0
Dallas Adams	4A:1965,67*	2	1



# BOYS GOLF

## ALL-TIME STATE TOURNAMENT APPEARANCES

\* - State Champion

School	Tournament Appearances	Tourn. App.	Championships
Dallas Highland Park	2A:1950*,51*,53,54; 4A:1976,77*,89*,90*,91*,92*,93*,94,96,98,99,2000*,01*,02*,03*,04*,05*,06*,07,08*, 09,10*,11,12,13*,14; 6A:2016; 5A:2017*,18*,19*,21*,22,24	37	22
Dallas Jefferson	4A:1963,68	2	0
Dallas Jesuit	5A:2008; 6A:2015,17,18,24	5	0
Dallas South Oak Cliff	2A:1956	1	0
Dallas Sunset	CITY:1949,50	2	0
Dallas Wilson	2A:1952,56,57,58; 4A:1960	5	0
Darrouzett	B:1977,78,79	3	0
Dawson	B:1951	1	0
Decatur	2A:1970,71,76*,77*,78,79; 3A:2013; 4A:2015,16	9	2
Deer Park	5A:1988,2005,13,14; 6A:2015	5	0
Del Rio	1A:1954; 3A:1961,62	3	0
Del Valle	1A:1962*	1	1
De Leon	2A:2016,17,18	3	0
Denton	4A:1977,78; 5A:1982,86,87,88,93	7	0
Denton Guyer	4A:2013,14	2	0
Denver City	3A:1983,89	2	0
Detroit	1A:2000	1	0
Devine	2A:1975,76,77; 3A:1982,84,85,86,87,92,93,94; 4A:2017,18	13	0
Diana New Diana	2A:2003; 3A:2016,17,18,19,21	6	0
Diboll	2A:1976; 3A:1988,90,2010,23,24	6	0
Dodd City	1A:2004	1	0
Douglass	1A:2016; 2A:2017,18,19	4	0
Dripping Springs	2A:1986; 3A:1988; 5A:2018,19	4	0
Dublin	1A:1978,79*	2	1
Duncanville	5A:2001,04	2	0
Eagle Lake	B:1955,58; 1A:1959,61*	4	1
Early	2A:1986	1	0
Earth Springlake	1A:2023,24	2	0
East Bernard	2A:1995,2013,14	3	0
Eastland	B:1957,58; 2A:1982,83; 3A:2000; 2A:2014; 3A:2016,17,19	9	0
Edgewood	1A:1971,72,73,74,75,76,77,78,79; 2A:1988,89,92,93,94,95,96,97,2002,05,06*,07*,08	22	2
Edinburg	2A:1958	1	0
Edna	2A:1960,61,63,64,65	5	0
El Campo	3A:2013,14; 4A:2018	3	0
El Maton Tidehaven	2A:1998	1	0
El Paso	2A:1955,57	2	0
El Paso Coronado	4A:1976,78; 5A:1991,92*,93,2002,07	7	1
El Paso El Dorado	1A:2013	1	0
El Paso Hanks	5A:1987,88,89,92,95*,2009	6	1
El Paso Jefferson	2A:1951,52,53,54,56	5	0
Elgin	1A:1959*,60*	2	2
Elysian Fields	B:1967; 1A:1980,99; 2A:2000	4	0




# BOYS GOLF

## ALL-TIME STATE TOURNAMENT APPEARANCES




\* - State Champion

School	Tournament Appearances	Tourn. App.	Championships
Eules Trinity	4A:1980	1	0
Everman	B:1961,62	2	0
Falfurrias	3A:1983	1	0
Farwell	1A:1970,94,95,97,2002; 2A:2019	6	0
Fayetteville	1A:2017,18	2	0
Fisk Mozelle	B:1974	1	0
Flatonia	1A:1987,88,2003,09,10,11,12; 2A:2019	8	0
Florence	B:1963,74; 1A:1975	3	0
Forsan	B:1972*; 2A:2022	2	1
Fort Bend Clements	5A:1996,2006,10,11	4	0
Fort Bend Dulles	4A:1978,79,80*; 5A:1981*,85,86,87,89,93	9	2
Fort Bend Elkins	5A:1995,2002,03*,04	4	1
Fort Bend Travis	5A:2012	1	0
Fort Davis	1A:1988	1	0
Fort Hancock	B:1966	1	0
Fort Stockton	3A:1975,76,77*,79	4	1
Fort Worth Arlington Heights	CITY:1950; 2A:1951,58; 4A:1962*,69,73*,74*,75,78; 5A:1981; 4A:2007,08,10	13	3
Fort Worth Boswell	3A:1979; 5A:2016	2	0
Fort Worth Masonic Home	1A:1986	1	0
Fort Worth Paschal	CITY:1949; 2A:1952,53,57; 4A:1959,61*,71*; 5A:1994,98,2006*,07	11	3
Franklin	2A:1988,89,97,2008,09,22	6	0
Fredericksburg	3A:2010,11,12*,13,14; 4A:2015,16,17,18,19,22,24	12	1
Freeport Brazosport	2A:1956; 4A:1964	2	0
Friendswood	3A:1979,80; 4A:1982,83,84,85,2014	7	0
Frisco	5A:2016	1	0
Frisco Centennial	5A:2018,23	2	0
Frisco Wakeland	5A:2016,19,23,24	4	0
Gail Borden County	1A:2023,24*	2	1
Gainesville	3A:1964,73; 4A:1984	3	0



Garden City - 2019 Conference 1A Boys Golf Team Champions



Goldthwaite - 2019 Conference 2A Boys Golf Team Champions



# BOYS GOLF


## ALL-TIME STATE TOURNAMENT APPEARANCES

\* - State Champion


School	Tournament Appearances	Tourn. App.	Championships
Galveston Ball	B:1951	1	0
Ganado	1A:1977,78,80; 2A:1981,82	5	0
Garden City	1A:2007,08,16,17,18*,19*,21	7	2
Garland Naaman Forest	5A:2004	1	0
Garrison	2A:2021,22	2	0
Gatesville	3A:1969,2007,08,09*,10,12,13; 4A:2015,18,19	10	1
Georgetown	4A:1991; 5A:2006,18,21,22,23,24	7	0
Geronimo Navarro	1A:1996	1	0
Gilmer	2A:1964; 3A:1981	2	0
Gilmer Harmony	2A:2001	1	0
Gilmer Union Hill	1A:2019,21,22	3	0
Gladewater	3A:2000; 2A:2013	2	0
Gladewater Sabine	B:1961*,62*,63*	3	3
Gladewater Union Grove	2A:2023	1	0
Glen Rose	3A:2015	1	0
Goldthwaite	1A:2007,08; 2A:2018,19*,21,22	6	1
Gonzales	3A:1987,91,92; 4A:2017	4	0
Gordon	B:1978; 1A:1982	2	0
Goree	B:1961,62,63,71	4	0
Graford	1A:2024	1	0
Graham	3A:1976,93*,94,2005,06,07,08*,09,10	9	2
Granbury	4A:1997,98,2000,02,13; 5A:2017,18,19	8	0
Grapeland	2A:1995,96,98,99,2000,15,16,17*,18*,19,22,23,24	13	2
Grapevine	4A:1981; 5A:2015	2	0
Gregory-Portland	4A:1992; 5A:2023	2	0
Groesbeck	1A:1969,70	2	0
Gruver	2A:1984; 1A:1985,90,2009,10	5	0
Gunter	3A:2023,24	2	0
Hallettsville	3A:2024	1	0
Hallsville	1A:1961	1	0
Hamilton	2A:1984,85,92,94,95,96,97*,98*,99*,2000,21,22	12	3
Hamlin	2A:1962,81,87; 1A:2012; 2A:2016,17	6	0
Happy	1A:2015,16*,17*,22	4	2
Hardin-Jefferson	2A:1967,68,70*,71*,72; 3A:1973,75,76*; 2A:1977,78*,79*,80*; 3A:1981*,82*,83*,84,85,86,91,94; 4A:1998; 3A:1999*,2000*,01,02,06	26	11
Harleton	1A:2013,14	2	0
Harlingen	2A:1952; 5A:1988	2	0
Haskell	2A:2015,16,17,24	4	0
Henderson	4A:1999	1	0
Hico	B:1965,67,68,69	4	0
Hillsboro	3A:1990,93	2	0
Holland	B:1975,76,77,78	4	0
Holliday	2A:2012,13*	2	1



\* - State Champion



Jonesboro - 2022 Conference 1A Boys Golf Team Champions



Lindsay - 2022 Conference 2A Boys Golf Team Champions

School	Tournament Appearances	Tourn. App.	Championships
Hondo	2A:1975,78,80; 3A:1981,99,2001	6	0
Houston Clear Lake	4A:1975,77,78; 5A:1983,87,90; 6A:2015,16,23	9	0
Houston Eisenhower	2A:1974*,75*; 3A:1979; 5A:1990,91	5	2
Houston Heights	CITY:1950; 2A:1955; 4A:1959	3	0
Houston Lamar	CITY:1949*; 2A:1951,52*,53*,54,57; 4A:1961	7	3
Houston Memorial	5A:1985,86,2005,06,07,08,09,10; 6A:2017,18,21,22,23,24	14	0
Houston Northshore	5A:1983	1	0
Houston Spring Branch	4A:1962	1	0
Houston Spring Woods	4A:1965,67	2	0
Houston Strake Jesuit	5A:2008	1	0
Houston Stratford	5A:1992,99,2000,01,16; 6A:2018,19,23,24	9	0
Houston Westchester	4A:1972	1	0
Houston Wisdom	4A:1968,70; 5A:1987	3	0
Huffman Hargrave	2A:1975; 4A:2016,17,19	4	0
Humble	3A:1977,78; 4A:1979*; 5A:1981,94,95,96,97	8	1
Humble Atascocita	6A:2017,18	2	0
Humble Kingwood	5A:1983,84,87*,88,89,91,92,93,94,97,98,99,2000,01,02,03,13; 6A:2017,18,19,22	21	1
Huntsville	4A:1985,2008,09,10,13; 5A:2015	6	0
Ingleside	3A:1993	1	0
Ingram Moore	2A:1992; 3A:1999	2	0
Iraan	B:1951,52,53,54*; 1A:1971,72*,81,82; 2A:1990; 1A:2002,03,04*,05*,06,07,08,09,14,23,24	20	4
Iredell	1A:2002,16,17,18,19	5	0
Jacksboro	2A:1962,63*,65*,66,67*,68*,75,2003,04,05*	10	5
Jacksonville	1A:1956,57; 3A:1963,72,76; 4A:1988,89,91,92,96,97	11	0
Jayton	B:1967,68; 1A:1983,95	4	0
Jonesboro	1A:2021,22*	2	1
Joshua	2A:1977,78,79,80; 3A:1981	5	0
Jourdanton	3A:2023	1	0
Judson	1A:1965	1	0
Judson Grove	B:1958	1	0
Katy	5A:1988	1	0





# BOYS GOLF


## ALL-TIME STATE TOURNAMENT APPEARANCES

\* - State Champion


School	Tournament Appearances	Tourn. App.	Championships
Katy Cinco Ranch	5A:2007,11,12,13,14; 6A:2016	6	0
Katy Seven Lakes	4A:2007,08; 5A:2009,14; 6A:2015	5	0
Keller	4A:1999; 5A:2012; 6A:2021	3	0
Kenedy	2A:1978,79,80; 3A:1981,82,83	6	0
Kerens	2A:2023	1	0
Kermit	3A:1963,65; 2A:1978,79,80,2013,14	7	0
Kerrville Tivy	4A:1984,86,87,2006	4	0
Kilgore	2A:1953,54,55,56; 3A:1974,80	6	0
Kingsville King	4A:2021,22	2	0
Klein Cain	6A:2024	1	0
Klein Oak	4A:2006	1	0
Knippa	1A:2015	1	0
Knox City	1A:1981,83,86	3	0
Krum	2A:2009	1	0
La Grange	4A:2018	1	0
La Marque	3A:1959,60,64	3	0
La Rue La Poynor	1A:2003,04,05,06,07*,09; 2A:2021	7	1
La Vernia	3A:2009; 4A:2015	2	0
Ladonia Fannindale	1A:1984,85	2	0
Lago Vista	1A:1982,83,84,86,87*,90,91,93,94; 2A:2001,05,06,13,14; 3A:2015,16,19,22	18	1
Lake Belton	4A:2021,22; 5A:2023,24	4	0
Lamesa	3A:1967,80; 4A:1981,97	4	0
Lampasas	1A:1951*,52*; 3A:1976,86,89,2011,12,14; 4A:2023	9	2
Laredo United	4A:1986; 5A:1992	2	0
Latexo	2A:2021	1	0
League City Clear Creek	5A:2004; 6A:2021,24	3	0
League City Clear Falls	6A:2019	1	0
League City Clear Springs	6A:2016,17,18	3	0
Leakey	1A:2015,16,17,18,19	5	0
Leander	4A:1982; 5A:1995	2	0
Lenorah Grady	1A:2015	1	0
Lewisville Hebron	4A:2003,04; 6A:2019	3	0
Lewisville Marcus	5A:2013,14; 6A:2017,22	4	0
Liberty	1A:1956,57,58; 3A:1986,96,2004	6	0
Liberty Hill	2A:1988; 4A:2016,19	3	0
Lindale	3A:1982,83,85,87,88,89,95*,2001,02,06; 5A:2017	11	1
Lindsay	1A:2007,08; 2A:2022*,23*,24	4	2
Little Cypress-Mauriceville	B:1970; 4A:1987,2006,19,21	5	0
Livingston	4A:2022,24	2	0
Llano	3A:1995,96,2003,05,14; 4A:2015; 3A:2021,22	8	0
Lone Oak	2A:2008	1	0
Longview	4A:1966	1	0
Longview Pine Tree	B:1951*,52*,53*; 1A:1955*,57; 3A:1968,78; 4A:1990,93,95,96,97,99,2000	14	4



\* - State Champion



Monahans - 2019 Conference 4A Boys Golf Team Champions



Normangee - 2021 Conference 2A Boys Golf Team Champions

School	Tournament Appearances	Tourn. App.	Championships
Longview Spring Hill	3A:1997,98,99,2000,01,02,03,07,08,09,13; 4A:2022	12	0
Loraine	B:1965,68	2	0
Lorena	3A:2021,22	2	0
Louise	2A:1983; 1A:1985,95,96	4	0
Lubbock	4A:1977	1	0
Lubbock Cooper	5A:2015,16,17,18,19,21,22,23	8	0
Lubbock Cooper Liberty	3A:2024*	1	1
Lubbock Coronado	5A:1998,99,2000*,02	4	1
Lubbock Monterey	4A:1963,79	2	0
Lufkin	5A:1996,2009,10,15	4	0
Lyford	3A:2018	1	0
Mabank	3A:1988*,94; 4A:2024	3	1
Madisonville	2A:1978,79; 3A:1987,88,89,2001,02,03; 4A:2015,16,17,18	12	0
Magnolia	5A:2015,17,18	3	0
Malakoff Cross Roads	2A:2002; 1A:2009,10,11; 2A:2015,16	6	0
Manor	1A:1974	1	0
Mansfield	5A:1997,99,2000,09,10,11*,12,13; 6A:2015,16,17,21,22,23,24	15	1
Mansfield Legacy	4A:2014; 5A:2016,17	3	0
Marble Falls	3A:1994; 4A:2001,03,23	4	0
Marfa	2A:1981,82,89; 1A:2015	4	0
Marlin	1A:1957	1	0
Mart	1A:1966; 2A:1981*,82,83,90,91	6	1
Martin's Mill	2A:1983; 1A:2001,02,03,10,11,12,13,14; 2A:2015,16	11	0
Mason	2A:1995,96; 1A:2011; 2A:2019,22,23,24	7	0
Matador Motley County	1A:2015,16,17,18,19	5	0
Maypearl	B:1979,80; 3A:2023	3	0
McAllen	4A:1976,80; 5A:1990	3	0
McAllen Memorial	5A:1983,2002,23,24	4	0
McCamey	B:1955*,56; 2A:1959,75*,76,90,91; 1A:2006,07	9	2



# BOYS GOLF

## ALL-TIME STATE TOURNAMENT APPEARANCES

\* - State Champion


School	Tournament Appearances	Tourn. App.	Championships
McKinney	4A:1997,98,2005,06,10	5	0
McKinney Boyd	4A:2008; 5A:2011,14; 6A:2018	4	0
McLean	1A:1967,68*,69,2016	4	1
Meadow	1A:2021,22	2	0
Melissa	4A:2019,21	2	0
Memphis	B:1957,58; 1A:1959,61,64,66*,75,76,77,78,79; 2A:1984,85,86,87; 1A:1991; 2A:1994,95*,97,98,2002*,03*; 1A:2004	23	4
Menard	B:1963,64*; 1A:2000	3	1
Mercedes	1A:1953,57	2	0
Meridian	B:1959,60,61; 1A:1992,95,96,97*,98,2008	9	1
Merit Bland	1A:2001	1	0
Merkel	3A:2015,16,17,18	4	0
Mexia	3A:1997,98*,99	3	1
Miami	1A:2022	1	0
Midland	2A:1951	1	0
Midland Lee	4A:1972; 5A:2001,05	3	0
Midlothian Heritage	4A:2017	1	0
Milano	1A:2012,13,14	3	0
Mineola	2A:1976	1	0
Mineral Wells	3A:1970	1	0
Mission	1A:1951,52,55,56; 3A:1959,70	6	0
Mission Sharyland	5A:2006,12,24	3	0
Monahans	1A:1955; 3A:1970*,71*,90; 4A:1993; 3A:1998,2003; 4A:2015,16,17,18*,19*,21	13	4
Montgomery	3A:1989,91,92,93,95,96*; 4A:1997,2000,07,09,10,11,12,13,14; 5A:2019,21,22	18	1
Montgomery Lake Creek	5A:2022,23*,24	4	1
Morton	2A:1991; 1A:2019	2	0
Moulton	1A:2015,21	2	0
Mount Vernon	3A:2005	1	0
Mt. Pleasant	1A:1951,52; 3A:1971,72	4	0
Muenster	1A:1987,88,89	3	0
Muleshoe	2A:2008	1	0
Munday	B:1953,54,55; 1A:2015	4	0
Neches	1A:1998,99	2	0
New Braunfels	4A:1988,89; 6A:2016	3	0
Newcastle	1A:2022	1	0
New Home	1A:2018,19; 2A:2021,22,23,24	6	0
Nocona	1A:1951,52,70,71*; 2A:1981,2005,06,07,08	9	1
Normangee	1A:1994,95,97,98,99,2000,01,03,04,06,14; 2A:2015*,16*,19,21*	15	3
North Richland Hills Richland	4A:1979; 5A:1986,90	3	0
Northside Brandeis	5A:2014; 6A:2015,16	3	0
Northside Clark	5A:1994,96,97,98,99,2000,04,07	8	0
Northside O'Connor	5A:2013	1	0
Northwest	3A:1982,95	2	0





\* - State Champion

School	Tournament Appearances	Tourn. App.	Championships
Northwest Nelson	4A:2012,13,14; 6A:2019	4	0
Odessa	2A:1952	1	0
Odessa Permian	4A:1965,66,67,68,69,70,74,75,76*,78; 5A:1990	11	1
Oglesby	1A:2021	1	0
Olden	B:1966	1	0
Olney	2A:1977,89,90,91,92*,93,96,98,99,2000*,01*,04,06,09; 1A:2014; 2A:2015	16	3
Olton	2A:1964; 1A:2008	2	0
Orangefield	3A:2019,23	2	0
Orchard	B:1971	1	0
Ore City	2A:2024	1	0
Overton	1A:1962; B:1964,65,66*; 1A:1968,76; B:1980; 1A:1981,82,83,84,85; 2A:1987,90,91; 1A:1993,94,95,96,2005	20	1
Overton Leverett's Chapel	1A:1981,83,86	3	0
Ozona	2A:1971,88,2000	3	0
Paducah	1A:1996	1	0
Palestine	2A:1951,52; 4A:1983,2001,02,03; 3A:2005*,06*,07	9	2
Palmer	1A:1982; 2A:2012	2	0
Pampa	2A:1956,57; 4A:1984*,89,92	5	1
Panhandle	2A:1989; 1A:2013,14; 2A:2015,18,19,21	7	0
Paradise	2A:2014	1	0
Paris	3A:1979*,80; 4A:1981*,82*,83*,84,86,87,88*,2019,21	11	5
Paris North Lamar	3A:2004,09,14	3	0
Pecos	3A:1963,64,76,77	4	0
Perryton	3A:2001,02*,11; 4A:2018	4	1
Petersburg	B:1956	1	0
Petrolia	1A:1997,99	2	0
Pflugerville	5A:1998	1	0
Pilot Point	2A:2000,01,02	3	0
Pittsburg	1A:1958; 2A:1960	2	0
Plainview	4A:1994,2003,06	3	0



Pottsboro - 2018 Conference 3A Boys Golf Team Champions



Robert Lee - 2009 Conference 1A Boys Golf Team Champions



# BOYS GOLF

## ALL-TIME STATE TOURNAMENT APPEARANCES


\* - State Champion

School	Tournament Appearances	Tourn. App.	Championships
Plano	5A:1987,89*,90,94*,95	5	2
Plano West	5A:2000,01,06,07,08*,14; 6A:2015,16*,17,18,21,22,23	13	2
Pleasant Grove	3A:1992	1	0
Pleasanton	4A:2021	1	0
Pollock Central	3A:2017,18,19,21	4	0
Ponder	3A:2022	1	0
Port Arthur Jefferson	5A:1984	1	0
Port Isabel	B:1957	1	0
Port Neches-Groves	1A:1954; 5A:1984,85,86; 4A:1993,94,2012,13; 5A:2015	9	0
Post	2A:1998,99	2	0
Poth	1A:1972	1	0
Pottsboro	3A:2015,17,18*,19,23,24	6	1
Prosper	3A:2009,10,11*,12; 4A:2013	5	1
Prosper Walnut Grove	5A:2024	1	0
Pyote	B:1961,62	2	0
Quanah	2A:1982,93,94*,95; 1A:2011,14; 2A:2015,16,17,19,21	11	1
Quitman	2A:2009,10*,11,12,14	5	1
Ranger	B:1956*; 1A:1957,64	3	1
Rankin	1A:1973*,74*,75*,76*,77*,78,80,81,82,83,84,86,2012*,13	14	6
Raymondville	4A:1983	1	0
Red Oak	1A:1975	1	0
Refugio	2A:1976,91,2002	3	0
Rice Consolidated	2A:2010	1	0
Richardson	4A:1970	1	0
Richardson Berkner	3A:1975,76; 5A:1983,91*,93,98	6	1
Richardson Lake Highlands	5A:1988*	1	1
Richardson Pearce	5A:1982; 4A:2009*; 6A:2021,23	4	1
Richland Springs	B:1965,66,67*; 1A:2021	4	1
Richmond George Ranch	4A:2014; 5A:2016	2	0
Riesel	1A:2004,06,09	3	0
Robert Lee	B:1967; 1A:1977,87,88,89,90*,91*,92*,94,97,2008*,09*,10*,11*,16,24	16	7
Robinson	3A:2000,08,09,14; 4A:2015	5	0
Roby	B:1975	1	0
Rochelle	1A:2000,23	2	0
Rochester	1A:2024	1	0
Rockdale	3A:2010,11,13,15,17,18	6	0
Rocksprings	1A:1997,98	2	0
Rockwall	4A:1994,95,96*; 5A:1997,2002,05; 4A:2011; 6A:2019	8	1
Roscoe Highland	B:1976; 1A:2019,21,22	4	0
Rosenberg Lamar Consolidated	4A:1998,2002,03,04	4	0
Round Rock	3A:1977,78; 4A:1980; 5A:1992,94	5	0
Round Rock Cedar Ridge	4A:2012	1	0
Round Rock Westwood	5A:1983,85,96,97,2000	5	0




\* - State Champion

School	Tournament Appearances	Tourn. App.	Championships
Royse City	B:1966	1	0
Rule	B:1970	1	0
Sabine Pass	1A:1989,90	2	0
Saint Jo	B:1977,78,79,80	4	0
Salado	B:1968,72,73*,76,77,78,79,80; 1A:1981*,82*,83*,84*,85,86*; 2A:1987,93,94,97,2004,05,06,07,08*,09*,13,14*; 4A:2016,19	28	9
San Angelo Central	4A:1962,75*,77; 5A:1996,97	5	1
San Antonio Alamo Heights	CITY:1950*; 2A:1951,52,54,56*; 4A:1962,63*,64*,65*,68*,70*,71,85,87,90,92,2008,13,14; 5A:2015,16,17,19,21,22	25	7
San Antonio Churchill	4A:1979; 5A:1982,83,85,91,92,93,94,97*,98*,2003,04,06,11,14	15	2
San Antonio Jefferson	2A:1955	1	0
San Antonio Johnson	5A:2012,13; 6A:2015,16,18,19,22,23,24	9	0
San Antonio Lackland	1A:1973,75,78,79	4	0
San Antonio LEE	4A:1966*; 5A:1999,2005	3	1
San Antonio MacArthur	5A:1987	1	0
San Antonio Randolph	2A:1966,67,68	3	0
San Antonio Reagan	5A:2000,01,08,09,10,11,13,14; 6A:2015	9	0
San Antonio Southside	4A:2000	1	0
San Antonio Tech	CITY:1949	1	0
San Augustine	1A:1963,64; 3A:1985	3	0
San Felipe	B:1955,56; 1A:1957*,58; 2A:1959	5	1
San Marcos	1A:1951,52,53*,56; 3A:1968; 5A:1993; 4A:2002	7	1
San Perlita	1A:1988,89	2	0
San Saba	2A:1981,82*,83*,86,99,2001	6	2
Sanderson	1A:1992,93	2	0
Sanger	B:1963,64,65	3	0
Santa Gertrudis Academy	3A:2022,23	2	0
Schulenburg	1A:1976; 2A:2023,24	3	0
Sealy	3A:1987,97,2011; 4A:2022	4	0
Seguin	1A:1955; 3A:1963*,64*,65*,66*,67*; 4A:1979; 5A:1986,89	9	5
Seminole	3A:1985,90,91,92; 4A:2016	5	0



Sterling City - 2021 Conference 1A Boys Golf Team Champions



Troup - 2017 Conference 3A Boys Golf Team Champions






# BOYS GOLF


## ALL-TIME STATE TOURNAMENT APPEARANCES

\* - State Champion

School	Tournament Appearances	Tourn. App.	Championships
Seymour	2A:1978,85,87; 1A:2010,11,13; 2A:2015,16,17,18	10	0
Shallowater	B:1964,65*,66	3	1
Shamrock	1A:1951,52,53,54,57,58*,97,98*,99,2000	10	2
Sheldon King	4A:1981	1	0
Sheridan	B:1959	1	0
Shiner	2A:2021	1	0
Sidney	1A:2021,22	2	0
Silsbee	4A:1984,86,88,89	4	0
Sinton	2A:1962; 3A:1971,72,73,74,75,76,79,80,91,96,98	12	0
Slaton	2A:1979; 3A:1982,84,2004*	4	1
Slidell	1A:2023,24	2	0
Smiley	B:1975	1	0
Smithville	1A:1966	1	0
Snyder	3A:1969; 4A:1974,2001,03*	4	1
Sonora	1A:1972,73,74; 2A:1977,99,2000,03,04,05,06,07,08,09,10,12; 3A:2015; 2A:2023,24*	18	1
Southlake Carroll	4A:2001,02,03,04*; 5A:2005,08,10,11,13,14; 6A:2015*,16,17,18,19,24	16	2
Spearman	2A:2007	1	0
Stamford	1A:1953,54*,55,56; 2A:1967; 1A:2009,13,14	8	1
Stanton	2A:1980,85,86*,88	4	1
Stephenville	3A:1967,69	2	0
Sterling City	B:1977,78; 1A:1998,99*,2001,17,18,19,21*,22	10	2
Stinnett West Texas	2A:2018	1	0
Stratford	1A:1979,80,2005	3	0
Sulphur Bluff	1A:2017,19	2	0
Sulphur Springs	1A:1953,54; 3A:1960,61,65,66,75; 4A:1982,85,87,91,92; 5A:2015; 4A:2023,24	15	0
Sulphur Springs North Hopkins	2A:2019	1	0
Sundown	2A:2024	1	0
Sweeny	3A:2006	1	0
Sweetwater	2A:1954; 3A:1972*,73*,78,2001*	5	3
Tenaha	1A:1987,88,89,90,91,92	6	0
Terrell	1A:1958; 2A:1959*,61	3	1



Austin Anderson - 2022 Conference 5A Boys Golf Team Champions




Lindsay - 2023 Conference 2A Boys Golf Team Champions



\* - State Champion



Argyle - 2022 Conference 4A Boys Golf Team Champions



Montgomery Lake Creek - 2023 Conference 5A Boys Golf Team Champions

School	Tournament Appearances	Tourn. App.	Championships
Texarkana Pleasant Grove	3A:1986*,87,89*,90*,91*,93,94,95,96,97,98,2010*,11,14; 4A:2015,16,17,18,23	19	5
Texarkana Texas	4A:2007,14; 5A:2015,21,22,23	6	0
Texas City	2A:1958; 4A:1960*	2	1
Thorndale	1A:1992	1	0
Three Rivers	1A:1976,77,80; 2A:2002,03*,04*,15,16,17,18	10	2
Throckmorton	B:1976,77*,78*,79*,80*; 1A:1981,82,83,84,85*,86,91,93,99,2000,01,02*,03,05,06*,13,15*,16	23	8
Tilden McMullen County	1A:2019	1	0
Timpson	2A:1994	1	0
Tioga	1A:2018	1	0
Tom Bean	B:1979	1	0
Tomball	B:1952,53,54,56,57	5	0
Troup	1A:1967; 2A:1981,84,85,2004,08,10,11,12,13,14; 3A:2015,16,17*,18,19,22,24	18	1
Tulia	2A:1974; 3A:1994*,95,96,97	5	1
Tuscola Jim Ned	2A:2011; 3A:2022	2	0
Tyler Legacy	3A:1959*; 4A:1964,76,79,80; 5A:2010	6	1
Utopia	B:1973; 1A:2002,04,05,18,23	6	0
Uvalde	4A:1981,88,97	3	0
Valley Mills	B:1962,64,79; 2A:2018	4	0
Van Alstyne	3A:2016	1	0
Vanderbilt Industrial	2A:1982,83,84*; 3A:2015,16,17,24	7	1
Vega	1A:1987; 2A:2017,18,19,21,22,23	7	0
Victoria	4A:1974; 5A:1988,89	3	0
Victoria Memorial	5A:2005	1	0
Waco	4A:1961	1	0
Waco Midway	3A:1977,90; 4A:1995,96; 6A:2021	5	0
Waco Richfield	5A:1981,82; 4A:1983	3	0
Wall	2A:2010,11*,12,13,14; 3A:2015,16	7	1
Wallis Brazos	B:1972,79	2	0
Warren	3A:1983; 2A:2003,04,05,06,07	6	0
Waxahachie	1A:1953,55; 4A:1986,95,96	5	0
Waxahachie Life	4A:2022	1	0



# BOYS GOLF

## ALL-TIME STATE TOURNAMENT APPEARANCES

\* - State Champion

School	Tournament Appearances	Tourn. App.	Championships
Weimar	1A:1967,68,69*,70*; 2A:1981,84,85,86,87,88,89,90*,91*,92,96,97,98,2001,10,11,12*; 1A:2013*,14*; 2A:2015,16,17,18,23	28	7
West	3A:2024	1	0
Westbrook	1A:2022,23,24	3	0
West Orange-Stark	5A:1987,88,89	3	0
Wharton	3A:2009,10	2	0
Wheeler	1A:2000*,01*	2	2
White Oak	3A:2015	1	0
Whitesboro	2A:2013	1	0
Whitewright	1A:1990; 2A:2011	2	0
Whitney	3A:2021	1	0
Wichita Falls	4A:2004	1	0
Wichita Falls Rider	5A:1989; 4A:1999; 5A:2018	3	0
Wildorado	1A:2023,24	2	1
Willis	2A:1976,77; 3A:1986; 4A:2005	4	0
Wimberley	2A:1993,94; 4A:2023,24	4	0
Wink	B:1957*,58,59*,60*,80; 1A:2010,12,16	8	3
Winnsboro	2A:1974,75; 3A:2004	3	0
Wolfe City	1A:1976	1	0
Wolfforth Frenship	4A:2010,11,12,14; 6A:2022	5	0
Woodlands College Park	6A:2022	1	0
Woodsboro	2A:1985; 1A:2005	2	0
Woodville	2A:2010	1	0
Wortham	1A:2001	1	0
Yantis	1A:2008	1	0
Yoakum	1A:1954; 3A:2000	2	0
Yorktown	B:1958; 2A:2000,03,07,17,22	6	0





### State Tournament Structure

At the state tournament level, quarterfinals, semifinals and finals are played in boy's and girl's singles and doubles, along with mixed doubles. (Note: Mixed doubles was added in 2006.)

From 1920 until 1974, the top finisher/doubles team in each region qualified for the state playoffs. Starting in 1975, the top two finishers/doubles teams advanced to state.

### Evolution of UIL Girls Tennis State Tournament

Season	Conference(s)
1920-47	One Conference
1948-50	CITY, 2A, 1A-B
1951-53	2A, 1A-B
1954-58	2A, 1A, B
1959-80	4A, 3A, 2A, 1A, B
1981-2014	5A, 4A, 3A, 2A, 1A
2015-	6A, 5A, 4A, 3A, 2A, 1A

### Location History

The state tournament has been held in five locations during its history. The event started on streets surrounding the state capitol in downtown Austin before moving to The University of Texas at the Penick-Allison Tennis Center, UT Intramural Courts and Caswell Courts until 1998. The World of Tennis in Lakeway served as a co-host from 1999-2012. The tournament was also split between UT and Texas A&M University at the Mitchell Tennis Center in College Station in 2012 and 2013. From 2014-19, the tournament was held solely at Texas A&M University at the George E. Mitchell Tennis Center. In 2021, the tournament was moved to San Antonio and has been held at three locations: Blossom Tennis Center, Annemarie Tennis Center, and Northside Tennis Center.



Landry Laywell - Thorndale - 2018 & 2019 Conference 2A Girls Tennis Singles Champion



**2024**

SINGLES

- 6A-Michelle Li, Houston Memorial
- 5A-Megna Arun Kumar, Argyle
- 4A-Rylee Michna, Taylor
- 3A-Gracie Caperton, Clyde
- 2A-Aubrey Carroll, Crawford
- 1A-Samantha Griffin, Lenorah Grady

DOUBLES

- 6A-Chelsie Son, Saheba Singh, Allen
- 5A-Emilia Gyorgy, Sara Gyorgy, Grapevine
- 4A-Kynlee Craddock, Gabriella DiShong, Canyon Randall
- 3A-Bailey Gilbert, Rachel Kram, Peaster
- 2A-Jakelin Zermeno, Scout Magnus, Mason
- 1A-Meagan Cole, Kinsley Cox, Utopia

MIXED DOUBLES

- 6A-Gopal Koduri, Cody Huang, Plano West
- 5A-Addison Rosser Aaditt Rishi, Frisco Lebanon Trail
- 4A-Scout Adams, Cooper Richardson, Canyon West Plains
- 3A-Kymbree Hirt, Bryson Hirt, Wall
- 2A-Lucy Rochat Jack Gillespie, Mason
- 1A-Gabriella Luce, Charlie Perez, Barksdale Nueces Canyon



Megha Dania - Austin Lake Travis

**2023**

SINGLES

- 6A-Catherine Shen, Houston Bellaire
- 5A-Megna Arun Kumar, Argyle
- 4A-Rylee Michna, Taylor
- 3A-Presleigh Smith, Vernon
- 2A-Carolina Williams, Port Aransas
- 1A-Melina Ramirez, Runge

DOUBLES

- 6A-Sofia Mazzucato, Tara Ahmadi, Houston Memorial
- 5A-Eleanor Archer, Morgan Rose, Amarillo
- 4A-Hannah Lightner, Julia Lightner, Bullard
- 3A-Audi Goodman, Kristina Urista, Vernon
- 2A-Kinsley Jordan, Lucy Rochart, Mason
- 1A-Kinsley Cox, Meagan Cole, Utopia

MIXED DOUBLES

- 6A-Emma Thoms, Anirudh Reddy, Plano West
- 5A-Maya Diyasheva, Paxton O'Shea, College Station
- 4A-K'Linda Mason, Brandon Ysaguirre, Hereford
- 3A-Kinsey Weatherly, Kell Castleberry, Vernon
- 2A-Jakelin Zermeno, Jerry Zermeno, Mason
- 1A-Melanie Rainey, Tayte Cormier, Mertzton Irion County

**2022**

SINGLES

- 6A-Kinaa Graham, Round Rock Westwood
- 5A-Eleanor Archer, Amarillo
- 4A-Meghna Arun Kumar, Argyle
- 3A-Clare Wong, Queen City
- 2A-Sarah Cotter, Albany
- 1A-Emely Fink, Miami

DOUBLES

- 6A-Rosabella Andrade, Brennan Becicka, Southlake Carroll
- 5A-Isabella McElfresh, Eden Rogozinski, Dallas Highland Park
- 4A-Genevive Lillard, Alondra Rocha, Corpus Christi Tuloso-Midway
- 3A-Bailey Gilbert, Perla Dunn, Peaster
- 2A-Jakelin Zermeno, Reagan Norman, Mason
- 1A-Kayleigh Griffin, Kennedy Thompson, Knippa

MIXED DOUBLES

- 6A-Summer Shannon, Dmitri Goubin, Plano West
- 5A-Milla Dopson, Sanjheev Rao, Frisco Liberty
- 4A-K'Linda Mason, Nicolas Villalovos, Hereford
- 3A-Shyan Darr, Ethan Kuykendall, Big Lake Reagan County
- 2A-Kyleigh Ake, Mason Hatfield, Mason
- 1A-Cherish Dunlap, Will Leman, Utopia

**2021**

SINGLES

- 6A-MiaAngelina Ruja, Austin Bowie
- 5A-Sriya Leesha Gourammagari, Frisco Heritage
- 4A-Brooke Runyan, Devine
- 3A-Ali May, Franklin
- 2A-Makenna Palacio, Mason
- 1A-Jaden Coston, Slidell

DOUBLES

- 6A-Aleksandra Dimitrijevic, Drew Morris, Houston Memorial
- 5A-Tamiya Lintz, Saundarya Vedula, Frisco Heritage



4A-Ariane Karera, Yvette Jarera, Stafford  
 3A-Shyan Darr, Delaney Yanez, Big Lake Reagan County  
 2A-Parker Standard, Reagan Norman, Mason  
 1A-Brenlee Fox, Genesis Perez, Barksdale Nueces Canyon  
MIXED DOUBLES

6A-Kinaa Graham, Sachchit Sivaram, Round Rock Westwood  
 5A-Elanor Archer, Jackson Harwell, Amarillo  
 4A-Victoria Betzen, Nicky Villalovos, Hereford  
 3A-Andrea Smith, Blane Sadler, Groesbeck  
 2A-Tyler Schmidt, Sterling Smith, Mason  
 1A-Makinzee Woods, Dain Copeland, Sterling City

## 2020

(Cancelled due to COVID-19 Pandemic)

## 2019

### SINGLES

6A-Megha Dania, Austin Lake Travis  
 5A-Bridget Stammel, Dallas Highland Park  
 4A-Lexi Penn, Longview Spring Hill  
 3A-Lea Karren, Jourdanton  
 2A-Landry Laywell, Thorndale  
 1A-Jaden Coston, Slidell

### DOUBLES

6A-Emma Gener, Caden Moortgat, Plano West  
 5A-Fiona Crawley, Brianna Wilbur, San Antonio Alamo Heights  
 4A-Catherine Coe, Georgia Rice, Boerne  
 3A-Kylee Laverty, Katy Redder, Brock  
 2A-Maddy Heath, Parker Standard, Mason  
 1A-Maddie Gfeller, April Schmucker, Nazareth

### MIXED DOUBLES

6A-Emma Gener, Caden Moortgat, Plano West  
 5A-Katherine Petty, Cole Burnam, Dallas Highland Park  
 4A-Sarah Castleberry, BT White, Vernon  
 3A-Reyna Gonzalez, Devon Whitsel, Rockdale  
 2A-Raegan Glentz, Rudy Roachat, Mason  
 1A-Cambrie Heiman, Jake Gerber, Nazareth

## 2018

### SINGLES

6A-Marlee Zein, Fort Bend Dulles  
 5A-Jayci Goldsmith, Dripping Springs  
 4A-Alexa Rice, Boerne  
 3A-Sara Humpal, Corpus Christi London  
 2A-Landry Laywell, Thorndale  
 1A-Anna Masonheimer, Clyde Eula

### DOUBLES

6A-Emma Gener, Jocelyn Thai, Plano West  
 5A-Fiona Crawley, Brianna Wilbur, San Antonio Alamo Heights  
 4A-Georgia Rice, Catherine Coe, Boerne  
 3A-Reagan Doyle, Kylann Griffith, Vanderbilt Industrial  
 2A-Kate Gillespie, Reagan Glentz, Mason  
 1A-Kamryn Schulte, April Schmucker, Nazareth

### MIXED DOUBLES

6A-Drew Morris, Andrew Esses, Houston Memorial  
 5A-Katherine Petty, Phillip Quinn, Prosper

4A-Claire Maxcey, Broque Constantine, Fredericksburg  
 3A-Reyna Gonzalez, Devon Whitsel, Rockdale  
 2A-Ryli Ruffin, Cason Dudney, Mason  
 1A-Ally Johnson, Colton Fowler, Iredell

## 2017

### SINGLES

6A-Kiana Graham, Round Rock Westwood  
 5A-Jayci Coldsmith, Dripping Springs  
 4A-Alexa Rice, Boerne  
 3A-Sara Humpal, Corpus Christi London  
 2A-Ryli Ruffin, Mason  
 1A-Jobee White, Vernon Northside

### DOUBLES

6A-Kate Daugherty, Allison Stewart, Midland  
 5A-Fiona Crawley, Brittany Wilbur, San Antonio Alamo Heights  
 4A-Carrsyn Gregor, Kendall Jablonowski, Bellville  
 3A-Sky Jennings, Peyton Matthews, Sonora  
 2A-Reagan Glentz, Sara Powell, Mason  
 1A-Allie Schulte, Kamryn Schulte, Nazareth

### MIXED DOUBLES

6A-Melissa LaMette, Varun Thachil, Cypress Ranch  
 5A-Madison McBride, Phillip Quinn, Dallas Highland Park  
 4A-Claire Maxcey, Broque Constantine, Fredericksburg  
 3A-Isabel Holland, Turner Stark, Big Lake Reagan County  
 2A-Ella Canfield, Ethan Powell, Mason  
 1A-Sofia Rodriguez, Hudson Springer, Leakey

## 2016

### SINGLES

6A-Sammi Gillas, New Braunfels  
 5A-Anne Gilliam, Dallas Hillcrest  
 4A-Hannah Boubel, Fredericksburg  
 3A-Hana Folse, Brock  
 2A-Sara Humpal, Corpus Christi New London  
 1A-Brittany Rauch, Sterling City

### DOUBLES

6A-Reagan Collins, Jessika Young, Lubbock Coronado  
 5A-Gabriella Cusano, Meghan O'Malley, Austin Vandegrift  
 4A-Carrsyn Gregor, Kendall Jablonowski, Bellville  
 3A-Sky Jennings, Tyler Hampton, Sonora  
 2A-Ryli Ruffin, Monaco Schmidt, Mason  
 1A-Kaleigh Keeney, Kelsea Keeney, Utopia

### MIXED DOUBLES

6A-TJ Fumagalli, Dean Dulthummon, New Braunfels  
 5A-Emilia Ramos, Victor Arizola, Mission Sharyland  
 4A-Ashley Smyser, Spencer Lin, Abilene Wylie  
 3A-Maddi Chitsey, Colton Chitsey, Wall  
 2A-Lanie Schmidt, Truman Coe, Mason  
 1A-Lauren Rentch, Noah Esquivel, Knippa

## 2015

### SINGLES

6A-Fernanda Contreras, Austin Westlake  
 5A-Dominique Garley, Saginaw  
 4A-Hannah Boubel, Fredericksburg





# GIRLS TENNIS

STATE CHAMPIONS

3A-Hana Folse, Brock

2A-Jessey Martinez, Junction

1A-Shelby Grelle, Paint Rock

DOUBLES

6A-Chandler Carter, Elizabeth Porter, Dallas Highland Park

5A-Solene Crawley, Brittney Wilbur, San Antonio Alamo Heights

4A-Emily Graf, Lauren Stanley, Vernon

3A-Kelsey Mumford, Emily Wheeler, Lago Vista

2A-Rylie Ruffin, Monaco Schmidt, Mason

1A-Hadley McIvor, Madisen Chambers, Fort Davis

MIXED DOUBLES

6A-TJ Fumagalli, Henry Gordon, New Braunfels

5A-Octavia Malin, Keenan Rico, Grapevine

4A-Ashleigh Davis, Hunter Foster, Kaufman

3A-Madison Hoelting, Tanner Hooper, Tulia

2A-Kenley Stockbridge, Slade Townsend, Mason

1A-Sofia Rodriguez, Lorenzo Rodriguez, Leakey

## 2014

SINGLES

5A-Janice Shin, Houston Clear Lake

4A-Chandler Carter, Dallas Highland Park

3A-Hannah Boubel, Fredericksburg

2A-Carrie Casey, Franklin

1A-Jessey Martinez, Junction

DOUBLES

5A-Tiffany Hollebeck, Alahna Reto, Plano West

4A-Margo Taylor, Elizabeth Porter, Dallas Highland Park

3A-Emily Graf, Lauren Stanley, Vernon

2A-Kelsey Mumford, Emily Wheeler, Lago Vista

1A-Traci Jordan, Carley Chew, Mason

MIXED DOUBLES

5A-Fernanda Contreras, Charles Tan, Austin Westlake

4A-Elizabeth Tedford, Mac McCullough, Dallas Highland Park

3A-Brittany Smyser, Max Tadvick, Abilene Wylie

2A-Hana Folse, Tyler Davis, Brock

1A-Riley Rambo, Taylor Lyckman, Menard

## 2013

SINGLES

5A-Chuyang Guan, San Antonio Johnson

4A-Elizabeth Porter, Dallas Highland Park

3A-Delaney Schroeder, Abilene Wylie

2A-Carrie Casey, Franklin

1A-Jessey Martinez, Junction

DOUBLES

5A-Princess Gbadamosi, Emily Olivier, Klein

4A-Nan Porter, Chandler Carter, Dallas Highland Park

3A-Shelby Corn, Brittany Smyser, Abilene Wylie

2A-Sarah Adams, Shanna Collett, Wall

1A-Traci Jordan, Margaret Lemke, Mason

MIXED DOUBLES

5A-Casey Sutton, Clayton Niess, Austin Westlake

4A-Margo Taylor, Connor LaFavre, Dallas Highland Park

3A-Whitney Frazier, Weston Uekert, Abilene Wylie

2A-Madison Hoelting, Carlos Subealdea, Tulia

1A-Riley Rambo, Taylor Lyckman, Menard

## 2012

SINGLES

5A-Mariam Zein, Fort Bend Dulles

4A-Brittany Brewster, Austin Lake Travis

3A-Delaney Schroeder, Abilene Wylie

2A-Tristen Brunson, Florence

1A-Macie Morris, Seymour

DOUBLES

5A-Liza Fieldsend, Kelli Hine, New Braunfels

4A-Courtney Schulte, Ryan Brown, Austin Lake Travis

3A-Maddie Schorlemmer, Lacy Blake, Argyle

2A-Carrie Casey, Kayla Casey, Franklin

1A-Traci Jordan, Margaret Lemke, Mason

MIXED DOUBLES

5A-Casey Sutton Ryan Meek, Austin Westlake

4A-Margo Taylor, Connor LaFavre, Dallas Highland Park

3A-Amanda Potts, Miller Davis, Abilene Wylie

2A-Ali Sherriff, Tyler Moore, Ingram Moore

1A-Riley Rambo, Taylor Lyckman, Menard



Alex Henry/Audrey Tompkins - Katy Taylor

## 2011

SINGLES

5A-Mariana Rong, Northside O'Connor

4A-Kenna Kilgo, Waco Midway

3A-Paige Bahnsen, Wharton

2A-Emily Lobnitz, Sunnyvale

1A-Mackenzie Mitchell, Mason

DOUBLES

5A-Annat Rabinovich, Crystal Leung, Katy Taylor



4A-Sarah Cannon, Alin Piranian, Dallas Highland Park  
3A-Delaney Schroeder, Kelsey Wolfe, Abilene Wylie  
2A-Kayla Casey, Carrie Casey, Franklin  
1A-Traci Jordan, Margaret Lemke, Mason

### MIXED DOUBLES

5A-Katie Davis, Michael Riechmann, Houston Memorial  
4A-Julianne Jackson, Yuji Soda, Richardson Pearce  
3A-Abbie Madden, Josh Madden, Borger  
2A-Kelsey Schwind, Austin Carrola, Blanco  
1A-Taylor Lyckman, Riley Rambo, Menard

## 2010

### SINGLES

5A-Lilly Kimball, New Braunfels  
4A-Lauren Quisenberry, Gregory-Portland  
3A-Katya Salas, Northwest Nelson  
2A-Kayla Casey, Franklin  
1A-Makenzie Mitchell, Mason

### DOUBLES

5A-Allison Burckhardt, Mellisa Burckhardt, Klein Oak  
4A-Abby Stainback, Kristin Adams, Dallas Highland Park  
3A-Caitlin Cramer, Courtney Cramer, Abilene Wylie  
2A-Ashee Brunson, Kasey Button, Florence  
1A-Elle Blair, Margaret Lemke, Mason

### MIXED DOUBLES

5A-Samantha Adams, Harrison Adams, New Braunfels  
4A-Kenna Kilgo, Kolby Kilgo, Waco Midway  
3A-Delaney Schroeder, Nick Fischer, Abilene Wylie  
2A-Emily Talley, Bryce Pfingsten, Wall  
1A-Tabitha Bryant, Kody Keeney, Paint Rock

## 2009

### SINGLES

5A-Lilly Kimbell, New Braunfels  
4A-Millie Nichols, Austin Lake Travis  
3A-Brooke Dennis, Abilene Wylie  
2A-Kayla Casey, Franklin  
1A-MaKenzie Mitchell, Mason

### DOUBLES

5A-Micah Hermsdorf, Ariel Morton, Klein  
4A-Kellye McDade, Abby Stainback, Dallas Highland Park  
3A-Caitlin Cramer, Courtney Cramer, Abilene Wylie  
2A-Maritza Sosa, Victoria Marquez, Big Lake Reagan County  
1A-Denay Baxter, Brittany Estes, Mason

### MIXED DOUBLES

5A-Hidako Tachibana, Scott Keeton, New Braunfels  
4A-Hannah Kelley, Jonny Kelley, Richardson Pearce  
3A-Natalie Hand, Josh Wilgus, Van  
2A-Kendra Casey, Jake Russ, Franklin  
1A-Laci Lyckman, Zach Rambo, Menard

## 2008

### SINGLES

5A-Heather Steinbauer, Woodlands College Park  
4A-Lilly Kimbell, New Braunfels  
3A-Nicole Long, Liberty

2A-Molly Welsh, Peaster

1A-Johanna Lange, Miles

### DOUBLES

5A-Audrey Tompkins, Alex Henry, Katy Taylor  
4A-Natalie Leitch, Abby Stainback, Dallas Highland Park  
3A-Caitlin Cramer, Courtney Cramer, Abilene Wylie  
2A-Denay Baxter, Samantha Lange, Mason  
1A-Laci Lyckman, Channing Dippel, Menard

### MIXED DOUBLES

5A-Lauren Santacroce, Jonathan Alexander, Klein  
4A-Ashley Turpin, Mathew Dooley, New Braunfels  
3A-Lindsey Bloomer, Doug Kierstead, Abilene Wylie  
2A-Kendra Casey, Jake Russ, Franklin  
1A-Ericka Medina, Guillermo Medina, Lenorah Grady

## 2007

### SINGLES

5A-Rosalia Alda, Round Rock Westwood  
4A-Lilly Kimbell, New Braunfels  
3A-Brooke Dennis, Abilene Wylie  
2A-Brittni Fausett, Winona  
1A-Linsey Chavez, Lenorah Grady

### DOUBLES

5A-Whitney Wofford, Kelsy Garland, Lubbock Coronado  
4A-Taylor Schreimann, Abby Stainback, Dallas Highland Park  
3A-Ashely Collier, Melanie Prince, Longview Spring Hill  
2A-Diane Crouch, Kate Radtke, Mason  
1A-Lacey Acker, Kami Rundell, Nazareth

### MIXED DOUBLES

5A-Lauren Sanacroce, Jonathan Alexander, Klein  
4A-Ashley Turpin, Rusty Turpin, New Braunfels  
3A-Lindsey Bloomer, Todd Hennington, Abilene Wylie  
2A-Kendra Casey, Jake Russ, Franklin  
1A-Tiffany Fisher, Kyle Kaspar, Shiner

## 2006

### SINGLES

5A-Pavi Francis, Lewisville Marcus  
4A-Ashley Turpin, New Braunfels  
3A-Marrissa Briggs, Abilene Wylie  
2A-Brittni Fausett, Winona  
1A-Laci Fitzgearld, Gruver

### DOUBLES

5A-Natalie Day, Kelsy Garland, Lubbock Coronado  
4A-Natalie Leitch, Anna Stainback, Dallas Highland Park  
3A-Sadie McClarty, Nichole Williams, Abilene Wylie  
2A-Salah Smith, Diane Crouch, Mason  
1A-Holly Kleman, Lacey Acker, Nazareth

### MIXED DOUBLES

5A-Carla Cooper, Jason Lateko, Arlington Bowie  
4A-Katelyn McKenzie, Charlie Dunn, Dallas Highland Park  
3A-Kelly Clifton, Brad Fenter, Vernon  
2A-Bailey Blair, Jake Maenius, Mason  
1A-Kami Rundell, Charlie Rundell, Nazareth



**2005**

SINGLES

- 5A-Pavi Francis, Lewisville Marcus
- 4A-Jessica Wentz, Whitehouse
- 3A-Marissa Briggs, Abilene Wylie
- 2A-Cally Woerner, Comfort
- 1A-Isa Marie Perez, San Antonio Stacey

DOUBLES

- 5A-Chrissie Cooper, Carla Cooper, Arlington Bowie
- 4A-Amy Bedell, Katelyn McKenzie, Dallas Highland Park
- 3A-Sadie McClarty, Nichole Williams, Abilene Wylie
- 2A-Kristi Drennan, Salah Smith, Mason
- 1A-Lacey Acker, Holly Kleman, Nazareth

**2004**

SINGLES

- 5A-Pavi Francis, Lewisville Marcus
- 4A-Lauren Osborne, Dallas Highland Park
- 3A-Stephanie Wooten, Crandall
- 2A-Cally Woerner, Comfort
- 1A-Isamarie Perez, San Antonio Stacey

DOUBLES

- 5A-Carla Cooper, Chrissie Cooper, Arlington Bowie
- 4A-Jennifer Flack, Brenna Jackson, Wichita Falls Rider
- 3A-Tracy Hennington, Sadie McClarty, Abilene Wylie
- 2A-Kristi Drennan, Salah Smith, Mason
- 1A-Amina Abdullah, Uthala Abdullah, Clarendon

**2003**

SINGLES

- 5A-Alyssa Rodriguez, Jersey Village
- 4A-Jessica Leitch, Dallas Highland Park
- 3A-Stephanie Wooten, Crandall
- 2A-Lindsey Short, Spearman
- 1A-Isa Marie Perez, San Antonio Stacey

DOUBLES

- 5A-Nicole Fintell, Megan Schumulbach, El Paso Coronado
- 4A-Amy Bedell, Lauren Osborne, Dallas Highland Park
- 3A-Tabitha Jackson, Lauren Carter, Lindale
- 2A-Jena Maenius, Jasmine Martinez, Mason
- 1A-Amina Abdullah, Uthala Abdullah, Clarendon

**2002**

SINGLES

- 5A-Alyssa Rodriguez, Houston Jersey Village
- 4A-Nicki Mechem, Fredericksburg
- 3A-Stephanie Wooten, Crandall
- 2A-Alicia Cummings, San Saba
- 1A-Isamarie Perez, San Antonio Stacey

DOUBLES

- 5A-Lauren Bazilla, Brooke Mills, College Station A&M Consolidated
- 4A-Paige Evans, Jessica Leitch, Dallas Highland Park
- 3A-Jenafer Parramore, Tracy Hennington, Abilene Wylie
- 2A-Gentry Newman, Christina Redish, El Dorado
- 1A-Jamie Mathis, Kayla Spence, Sabin

**2001**

SINGLES

- 5A-Erin Murphy, Houston Memorial
- 4A-Lauren Walker, New Braunfels
- 3A-Stephanie Wooten, Crandall
- 2A-Jill Klauck, San Antonio Cole
- 1A-Rosa Diaz, Gruver

DOUBLES

- 5A-Nicole Fintell, Megan Schmulback, El Paso Coronado
- 4A-Anna Lubinsky, Zana Masnic, Richardson Pearce
- 3A-Kayla Bowden, Lucy Flores, Gladewater
- 2A-Kayla McCravey, Gentry Newman, Eldorado
- 1A-Cassie Petty, Suni Jo Petty, White Deer

**2000**

SINGLES

- 5A-Saber Pierce, Duncanville
- 4A-Nicki Mechem, Fredericksburg
- 3A-Pam Gerik, West
- 2A-Julie Klauck, San Antonio Cole
- 1A-Crystal Blazek, Leakey

DOUBLES

- 5A-Courtney Steinbock, Kristen Steinbock, Lubbock Coronado
- 4A-Sarah Bolin, Danielle Bolin, Wichita Falls
- 3A-Leigh Ann McCleny, Jenna Rust, Lindale
- 2A-Kim Jordon, Jayme Holmstrom, Thrall
- 1A-Whitney Harris, Heather Chenault, Anton

**1999**

SINGLES

- 5A-Lauren Walker, New Braunfels
- 4A-Kendall Cline, Dallas Highland Park
- 3A-Kristen Wooten, Crandall
- 2A-Julie Klauck, San Antonio Cole
- 1A-Bobbie Kay Smithson, Knippa

DOUBLES

- 5A-Ashley Hedberg, Lindsey Hedberg, Round Rock Westwood
- 4A-Sarah Bolin, Danielle Bolin, Wichita Falls
- 3A-Ashley Harryman, Lauren Longbotham, Groesbeck
- 2A-Kristin Beedy, Leslie Holton, Spearman
- 1A-Courtney Chapman, Marla Goodson, Sabin

**1998**

SINGLES

- 5A-Kaysie Smashey, El Paso Franklin
- 4A-Kendall Cline, Dallas Highland Park
- 3A-Sharla Whitaker, Texarkana-Pleasant Grove
- 2A-Whitney Nebgen, Mason
- 1A-Sandra Schuth, Ben Bolt

DOUBLES

- 5A-Ashley Hedberg, Lindsey Hedberg, Round Rock Westwood
- 4A-Alison Bradley, Elly Motloch, Dallas Highland Park
- 3A-Lauren Longbotham, Ashley Harryman, Groesbeck
- 2A-Piper Boies, Kassie Talent, Mason
- 1A-Kami Williamson, Darby Stovall, Menard





## 1997

### SINGLES

- 5A-Sara Walker, El Paso Franklin
- 4A-Dee Dee Herring, Fort Worth Arlington Heights
- 3A-Sharla Whitaker, Texarkana-Pleasant Grove
- 2A-Makenzie McCravey, Eldorado
- 1A-Kami Williamson, Menard

### DOUBLES

- 5A-Miranda Carvalho, Kaysie Smashey, El Paso Franklin
- 4A-Vanesa Gomez, Jessica Gomez, Colleyville Heritage
- 3A-Robyn Pullio, Lauren Longbotham, Groesbeck
- 2A-Chel Bearden, Kylie Kaderka, Mason
- 1A-Vanessa Castillo, Mel Gonzales, Rocksprings

## 1996

### SINGLES

- 5A-Sara Walker, El Paso Franklin
- 4A-Rebekah Forney, New Braunfels
- 3A-Sarah Everett, Breckenridge
- 2A-Kristin Beedy, Spearman
- 1A-Marci Matthews, Anton

### DOUBLES

- 5A-Kaysie Smashey, Miranda Carvalho, El Paso Franklin
- 4A-Tamarra Jenkin, Andrea Giesick, New Braunfels
- 3A-Amy Bannert, Mary Margaret Ward, Sweeny
- 2A-Chel Bearden, Kayelynee Schmidt, Mason
- 1A-Jami Riggs, Crystal Frame, Booker

## 1995

### SINGLES

- 5A-Elizabeth Schmidt, Austin Westlake
- 4A-Lindsay Woodworth, Fort Worth Arlington Heights
- 3A-Jennifer Goodwin, Royse City
- 2A-Jennifer Craig, Malakoff Cross Roads
- 1A-Lauren Spears, Chillicothe

### DOUBLES

- 5A-Jill Liberman, Julie Behr, Richardson Pearce
- 4A-Valerie Brummal, Lacey Brooks, Texarkana Texas
- 3A-Sara Schreffler, Kelli Kay, Wills Point
- 2A-Courtney Grote, Kaye Lynne Schmidt, Mason
- 1A-Felisha Reyes, Maggie Davis, Sabinal

## 1994

### SINGLES

- 5A-Julie Scott, Austin High
- 4A-Elizabeth Schmidt, Austin Westlake
- 3A-Kori Sosnowy, Cameron Yoe
- 2A-Jennifer Craig, Malakoff Cross Roads
- 1A-Lauren Spears, Chillicothe

### DOUBLES

- 5A-Jennifer Embry, Christie Schweer, Houston Memorial
- 4A-Sarah Bolle, Andrea Giesick, New Braunfels
- 3A-Sonya Immel, Cornelia Sawatsy, Fredericksburg
- 2A-Courtney Grote, Kaye, Lynne Schmidt, Mason
- 1A-Stephanie Miller, Johanna Rodriguez, Fort Hancock

## 1993

### SINGLES

- 5A-Christina Cararis, El Paso Coronado
- 4A-Elizabeth Schmidt, Austin Westlake
- 3A-Kori Sosnowy, Cameron Yoe
- 2A-Jennifer Craig, Malakoff Cross Roads
- 1A-Lauren Spears, Chillicothe

### DOUBLES

- 5A-Lisa Dingwall, Nancy Dingwall, Houston Stratford
- 4A-Sharon Sundarsan, Suzanne Singleton, Wichita Falls
- 3A-Kris Rosas, Heather Henderson, Groesbeck
- 2A-Courtney Grote, Shelly Spiller, Mason
- 1A-April Bennett, Shea Bennett, Hart

## 1992

### SINGLES

- 5A-Julie Scott, Austin
- 4A-Correne Stout, Austin Anderson
- 3A-Kori Sosnowy, Cameron Yoe
- 2A-Jennifer Craig, Malakoff Cross Roads
- 1A-Jodie Gledhill, Axtell

### DOUBLES

- 5A-Wilson Pate, Katherine O'Brien, Amarillo Tascosa
- 4A-Julie Mavity, Kendall Kohleffell, Katy Taylor
- 3A-Mandy Slayton, Lori Beall, Van
- 2A-Tamri Townsen, Kimbre Townsen, Spearman
- 1A-Jodi Johnson, Natalie Schmucker, Nazareth

## 1991

### SINGLES

- 5A-Tomoko Tsurutani, Plano East
- 4A-Kelly Hay, West Columbia Columbia
- 3A-Kori Sosnowy, Cameron Yoe
- 2A-Tara Vandiver, Aubrey
- 1A-Jodie Gledhill, Axtell

### DOUBLES

- 5A-Julie Scott, Lisa Kimmel, Austin
- 4A-Amanda Barnett, Kristi Benson, Wichita Falls
- 3A-Carrie Childers, Lana Colley, Canyon
- 2A-Serena Kaderka, Shelley Spiller, Mason
- 1A-Tamara Gillis, Carol Cordero, Fort Hancock

## 1990

### SINGLES

- 5A-Melinda Mones, Houston Bellaire
- 4A-Lu Chagas, New Braunfels
- 3A-Janna Byrd, Carrizo Springs
- 2A-Serena Kaderka, Mason
- 1A-Crystal Farley, Whitewright

### DOUBLES

- 5A-Laura Simmons, Sarah Chester, Klein
- 4A-Shelly Terry, Shay Evans, Dallas Highland Park
- 3A-Kim McManigal, Rachel Scott, Vernon
- 2A-Aimee Young, Joy Reichenau, Mason
- 1A-Susie Britton, Crystal Strain, Gary



**1989**

SINGLES

- 5A-Laura Ritchey, Houston Lamar
- 4A-Ann Flannery, San Antonio Alamo Heights
- 3A-Kim Randolph, Aransas Pass
- 2A-Serena Kaderka, Mason
- 1A-Stephanie Brockman, Nazareth

DOUBLES

- 5A-Sarah Chester, Laura Simmons, Klein
- 4A-Holly Hensey, Sara McCamish, San Antonio Alamo Heights
- 3A-Stacy Soto, Brandi Rosalez, Vernon
- 2A-Aimee Young, Joy Reichenau, Mason
- 1A-Jamie Collins, Kristi Collins, Barksdale Nueces Canyon

**1988**

SINGLES

- 5A-Claire Sessions, Dallas Highland Park
- 4A-Leigh Ann Forney, New Braunfels
- 3A-Nancy Terrell, Marble Falls
- 2A-Britta Fischer, Rogers
- 1A-Stacy Shanks, Baird

DOUBLES

- 5A-Abbie Daniels, Teresa Grates, Fort Bend Dulles
- 4A-Manda Lopez, Janda Lopez, San Angelo Lakeview
- 3A-Angie Boykin, Mary McKinney, Falfurrias
- 2A-Aimee Young, Joy Reichenau, Mason
- 1A-Jamie Collins, Mona Friday, Barksdale Nueces Canyon

**1987**

SINGLES

- 5A-Cindy Churchwell, Galena Park North Shore
- 4A-Traci Nix, Athens
- 3A-Amy Ryan, Springtown
- 2A-Dena Hohn, Mason
- 1A-Stacy Shanks, Baird

DOUBLES

- 5A-Tanya Hamilton, Lara Mahaney, Lubbock Coronado
- 4A-Jennifer Browning, Ann Flannery, San Antonio Alamo Heights
- 3A-Paige Secrest, Kimmy O'Connor, Marble Falls
- 2A-Kristy Hey, Melany Brannies, Mason
- 1A-Traci Hill, Stephanie Brockman, Nazareth

**1986**

SINGLES

- 5A-Cindy Crawford, Corpus Christi King
- 4A-Traci Nix, Athens
- 3A-Amy Ryan, Springtown
- 2A-Carla Martin, Mason
- 1A-Kelli Williams, Gail Borden County

DOUBLES

- 5A-Lisa Madry, Julie Cass, Corpus Christi King
- 4A-Leigh Ann Forney, Rachel Forney, New Braunfels
- 3A-Ginger McGill, Paige Secrest, Marble Falls
- 2A-Dena Hohn, Melany Brannies, Mason
- 1A-Mona Heiman, Traci Hill, Nazareth

**1985**

SINGLES

- 5A-Jennifer Sandtrock, Plano
- 4A-Traci Nix, Athens
- 3A-Amy Ryan, Springtown
- 2A-Carla Martin, Mason
- 1A-Johanna Thompson, Hartley

DOUBLES

- 5A-Susan Mainz, Jenny Mainz, San Antonio Churchill
- 4A-Mindy Kniffen, Martha Barrero, Andrews
- 3A-Tammy Lusinger, Kimmy O'Connor, Marble Falls
- 2A-Dena Hohn, Staci Lehmborg, Mason
- 1A-Leona Gerber, Mona Heiman, Nazareth

**1984**

SINGLES

- 5A-Cynthia Bibb, Wichita Falls
- 4A-Shannon Cizek, Friendswood
- 3A-Cindy Tallent, Gladewater
- 2A-Shelly Spiller, Junction
- 1A-Shana Mora, Port Aransas

DOUBLES

- 5A-Lisa Madra, Chris Cone, Corpus Christi King
- 4A-Shanna Gilliam, Martha Barrera, Andrews
- 3A-Marilyn Raymond, Lori Thompson, Cameron Yoe
- 2A-C.J. Tallent, Carla Martin, Mason
- 1A-Leona Gerber, Ramona Heiman, Nazareth

**1983**

SINGLES

- 5A-Diana Dopson, Austin
- 4A-Elizabeth Burres, Friendswood
- 3A-Angie Falls, Springtown
- 2A-Shelly Spiller, Junction
- 1A-Teresa Morris, Venus

DOUBLES

- 5A-Annette Shelby, Julie Vaighn, Amarillo
- 4A-Laura Parker, Amy Ware, San Antonio Alamo Heights
- 3A-Julie Stice, Kathy Schreiber, Marble Falls
- 2A-Debbie Boyd, Mary Jane Mayer, Sabin
- 1A-Revis Ward, Irene Reinberg, Fort Davis

**1982**

SINGLES

- 5A-Kay Tittle, Irving MacArthur
- 4A-Lisa Brollier, Austin Westlake
- 3A-Kelly Kniffen, Whitehouse
- 2A-Nancy Metcalfe, Franklin
- 1A-Andrea Pierce, Port Aransas

DOUBLES

- 5A-Leanne Hill, Stephanie Burnam, Abilene Cooper
- 4A-Donna Kaspar, Cindy Jansky, Taylor
- 3A-Julie Stice, Kathy Schreiber, Marble Falls
- 2A-Kelly Peterson, C.J. Tallent, Mason
- 1A-Roxanne Birkenfeld, Brenda Hoelting, Nazareth



## 1981

### SINGLES

5A-Kay Tittle, Irving MacArthur  
 4A-Lisa Brollier, Austin Westlake  
 3A-Ramona Irlbeck, Abernathy  
 2A-Tracy Tatum, Big Lake Reagan County  
 1A-Gene Faught, Gail Borden County

### DOUBLES

5A-Lisa Tamborello, Renee Tamborello, Houston Wisdom  
 4A-Rauann Shudde, Rebecca Beasley, Uvalde  
 3A-Julie Stince, Kathy Schreiber, Marble Falls  
 2A-Lou Zane Gardner, Shelly Spiller, Junction  
 1A-Betty Malish, Ann Gensler, Thrall

## 1980

### SINGLES

4A-Ann Hulbert, Houston Memorial  
 3A-Sally Bowman, Austin Westlake  
 2A-Ramona Irlbeck, Abernathy  
 1A-Sonja Hutcherson, Memphis  
 B-Brenda Niemeyer, Knippa

### DOUBLES

4A-Renee Tamborello, Lisa Tamborello, Houston Wisdom  
 3A-Sylvia Layfield, Connie Weber, Sweetwater  
 2A-Amber McBeth, Traci Smith, Seminole  
 1A-Connie Rodriguez, Elda Salinas, Sabinas  
 B-Betty Mikulencak, Ann Gensler, Thrall

## 1979

### SINGLES

4A-Kirsten McKeen, Richardson  
 3A-Elsa Hinojosa, Falfurrias  
 2A-Ramona Irlbeck, Abernathy  
 1A-Sonja Hutcherson, Memphis  
 B-Brenda Neimeyer, Knippa

### DOUBLES

4A-Ellen Hopkins, Mary O'Rourke, Houston Stratford  
 3A-Sherre Reynolds, Julie Smith, Wharton  
 2A-Suzanne Mills, Kellie Mull, Denver City  
 1A-Sharon Geistweidt, Kerry Graham, Mason  
 B-Glenda Gerber, Doretta Rameaeker, Nazareth

## 1978

### SINGLES

4A-Tracey Blumentritt, League City Clear Creek  
 3A-Pam Hill, Beaumont South Park  
 2A-Anne Koehl, Columbus  
 1A-Sonja Hutcherson, Memphis  
 B-Brenda Niemeyer, Knippa

### DOUBLES

4A-Janet Kniffen, Lelia Wallender, Tyler Lee  
 3A-Elsa Hinojosa, Zeldia Hinojosa, Falfurrias  
 2A-Jane Leyendecker, Kathy Neuendorff, Columbus  
 1A-Kathy Robinson, Deborah Bishop, Marfa  
 B-Karlene Klamen, Doretta Rameaker, Nazareth

## 1977

### SINGLES

4A-Angela Bartzen, Fort Worth Paschal  
 3A-Pam Hill, Beaumont South Park  
 2A-Susan Jungman, Premont  
 1A-Sonja Hutcherson, Memphis  
 B-Johanna Barton, Higgins

### DOUBLES

4A-Susie Low, Jan Johansen, Dallas Highland Park  
 3A-Elsa Hinojosa, Diana Hinojosa, Falfurrias  
 2A-Darlene Taff, Diane Senterfitt, San Saba  
 1A-Debbie Fuchs, Alice Mikulencak, Thrall  
 B-Rosemary Schulte, Rachelle Pohlmeir, Nazareth

## 1976

### SINGLES

4A-Jana Hanks, Abilene Cooper  
 3A-Pam Hill, Beaumont South Park  
 2A-Teal Carroll, Austin Westlake  
 1A-Tresea Williams, Canadian  
 B-Susie Farias, Austwell, Tivoli

### DOUBLES

4A-Susie Ingram, Julie Jones, Abilene Cooper  
 3A-Vickie Simcik, Janis West, Taylor  
 2A-Merry Heiser, Marcella Carrizales, Pearsall  
 1A-Nancy Eckert, Debbie McDonald, Mason  
 B-Cheryl Kramer, Mary Berry, Barksdale Nueces Canyon

## 1975

### SINGLES

4A-Jana Hanks, Abilene Cooper  
 3A-Pam Hill, Beaumont South Park  
 2A-Teal Carroll, Austin Westlake  
 1A-Tresea Williams, Canadian  
 B-Elizabeth Ward, Barksdale Nueces Canyon

### DOUBLES

4A-Mary Pierce, Cindy Breegle, Wichita Falls  
 3A-Debra Hill, Patty Starkey, Seminole  
 2A-Dennette Marble, Debby Johnson, Floydada  
 1A-Nancy Eckert, Debbie McDonald, Mason  
 B-Patti Hochstein, Delphine Wethington, Nazareth

## 1974

### SINGLES

4A-Susie Smith, Odessa  
 3A-Nerissa Riley, Seminole  
 2A-Toni Gardner, Littlefield  
 1A-Paula Lehmborg, Mason  
 B-Kim King, Nazareth

### DOUBLES

4A-Linda Marks, Ann Ellis, Houston Memorial  
 3A-Margie Cortez, Janice Hill, Seminole  
 2A-Maria Ragle, Sue Strum, Universal City Randolph  
 1A-Cora Pope, Carroll McAllister, Sonora  
 B-Debbie Abernathy, Debbie Statzer, Celeste





Judy Tenery - Mission

**1973**

SINGLES

- 4A-Susie Smith, Odessa
- 3A-Nerissa Riley, Seminole
- 2A-Cheryl Carroll, Austin Westlake
- 1A-Brenda Lehmborg, Mason
- B-Kim King, Nazareth

DOUBLES

- 4A-Linda Marks, Ann Ellis, Houston Memorial
- 3A-Janice Hill, Joneen Cummings, Seminole
- 2A-Terri Anderegg, Lynette Lewis, Crane
- 1A-Paula Lehmborg, Susan Kimbriel, Mason
- B-Sharon Gray, Deborah Statzer, Celeste

**1972**

SINGLES

- 4A-Karen Mears, San Angelo Central
- 3A-Sharon Hill, Aransas Pass
- 2A-Jane Wright, Bastrop
- 1A-Brenda Lehmborg, Mason
- B-Sylvia Flores, Austwell-Tivoli

DOUBLES

- 4A-Susan Stolz, Terre Cowden, Midland
- 3A-Joneen Cummings, Nerissa Riley, Seminole
- 2A-Teresa Beck, Sheila Patterson, Spearman
- 1A-Martha Tallent, Debra Behrens, Mason

B-Sharon Kay Gray, Deborah Jean Statzer, Celeste

**1971**

SINGLES

- 4A-Daryl Gralka, Houston Spring Woods
- 3A-Cynthia Bramlett, Seminole
- 2A-Beth Galloway, Pearsall
- 1A-Brenda Lehmborg, Mason
- B-Regina Letz, Old Glory

DOUBLES

- 4A-Carol Andrews, Anne Anderson, Wichita Falls Rider
- 3A-Joneen Cummings, Nerissa Riley, Seminole
- 2A-Vanessa Valdez, Pam Foster, Pearsall
- 1A-Marta Tallent, Debra Behrens, Mason
- B-Brenda Smith, Susan Sams, Lakeview

**1970**

SINGLES

- 4A-Daryl Gralka, Houston Spring Woods
- 3A-Rudi Nelson, Andrews
- 2A-Beth Galloway, Pearsall
- 1A-Debra Lehmborg, Mason
- B-Brenda Durrett, Lakeview

DOUBLES

- 4A-Kay Kemp, Susan Mapes, Corpus Christi King
- 3A-Cynthia Bramlett, Joneen Cummings, Seminole
- 2A-Cindy Schorp, Connie Shoemaker, Pearsall
- 1A-Maggie Harrod, Lana Raben, Eden
- B-Ann Templeton, Karen Walker, La Pryor

**1969**

SINGLES

- 4A-Daryl Gralka, Houston Spring Woods
- 3A-Rudi Nelson, Andrews
- 2A-Beth Galloway, Pearsall
- 1A-Sherry McNutt, Junction
- B-Brenda Dorrett, Lakeview

DOUBLES

- 4A-Marilyn Watts, Debbie Graham, Midland Legacy
- 3A-Barbara Bramlett, Cynthia Bramlett, Seminole
- 2A-Lynn Reas, Connie Shoemaker, Pearsall
- 1A-Margaret Harrod, Lana Rabon, Eden
- B-Jan Rapp, Ann Rapp, Estelline

**1968**

SINGLES

- 4A-Susan Torrance, Corpus Christi King
- 3A-Margaret Riley, Richardson Lake Highlands
- 2A-Barbara Massey, Katy
- 1A-Jana Hooton, Menard
- B-Vickie Williams, Paris Delmar

DOUBLES

- 4A-Karen Wheeler, Royce Ann Marshall, Baytown Lee
- 3A-Barbara Bramlett, Cindy Bramlett, Seminole
- 2A-Lynn Reas, Barbara Duncan, Pearsall



1A-Andrea Dettle, Kathy Allen, Stratford  
 B-Sherry Rapp, Ann Rapp, Estelline

## 1967

### SINGLES

4A-Mary Lowdon, Fort Worth Arlington Heights  
 3A-Judy Tenery, Mission  
 2A-Melissa Galloway, Pearsall  
 1A-Beth Kothmann, Junction  
 B-Stephanie Letz, Old Glory

### DOUBLES

4A-Debra Darby, Ivonne Heras, El Paso Irvin  
 3A-Rebel Jenkins, Kathey Boziotitis, Richardson Lake Highlands  
 2A-Dianne Baker, Cindy Wells, Marfa  
 1A-Joy Bowers, Sherry McNutt, Junction  
 B-Christie Rapp, Ann Rapp, Estelline

## 1966

### SINGLES

4A-Betty Hagerman, Dallas Highland Park  
 3A-Barbara Bramlett, Seminole  
 2A-Beverly Thompson, Van  
 1A-Beth Kothmann, Junction  
 B-Stephanie Letz, Old Glory

### DOUBLES

4A-Debra Darby, Jackie Guadagnoli, El Paso Irvin  
 3A-Bonnie Legatt, Carolyn Wilson, Austin Navarro  
 2A-Lynn Reas, Melissa Galloway, Pearsall  
 1A-Dreu Lyckman, Buffy Moser, Menard  
 B-Ann Rapp, Cherri Rapp, Estelline

## 1965

### SINGLES

4A-Emilie Burrer, San Antonio Jefferson  
 3A-Lillian Billings, Mercedes  
 2A-Ramona Kyle, Pearsall  
 1A-Beth Kothmann, Junction  
 B-Stephanie Letz, Old Glory

### DOUBLES

4A-Cindy Burkett, Ruth Ann Ford, Wichita Falls  
 3A-Rachel Adams, Ruth Holdorff, Alvin  
 2A-Nancy Kidd, Elizabeth Howell, San Saba  
 1A-Helen Hejl, Nancy Meier, Rosebud  
 B-Barbara Bridges, Marilyn Rabon, Eden

## 1964

### SINGLES

4A-Patty Lowden, Fort Worth Arlington Heights  
 3A-Cecilia Henderson, Uvalde  
 2A-Claire Elkins, College Station A&M Consolidated  
 1A-Joyce Smith, White Oak  
 B-Stephanie Letz, Old Glory

### DOUBLES

4A-First Pam Reipen, Nancy Clark, Harlingen  
 3A-Jane Naiser, Diana Matulla, El Campo

2A-Barbara Darnell, Mary West, Cotulla  
 1A-Beth Kothmann, Lorna McDonald, Junction  
 B-Nancy Vohlenkamp, Beverly Garner, Old Glory

## 1963

### SINGLES

4A-Jill Philbrick, Lubbock  
 3A-Diana Dickson, Corsicana  
 2A-Sandy Redmond, Van  
 1A-Linda MacLean, Corpus Christi Calallen  
 B-Ann Espy, Fort Davis

### DOUBLES

4A-Diana Beechum, Rosie Ramos, Corpus Christi Carroll  
 3A-Linda Russell, Sandye Smith, West Orange-Stark  
 2A-Nancy Kidd, Liz Howell, San Saba  
 1A-Patsy McDonald, Lorna McDonald, Junction  
 B-Sharon Leverett, Beverly Garner, Old Glory

## 1962

### SINGLES

4A-Sheryl Yeary, Austin Travis  
 3A-Karen Wright, San Antonio Houston  
 2A-Betty Degan, Granbury  
 1A-Brenda Cook, Junction  
 B-Peggy Pringle, Old Glory

### DOUBLES

4A-Barbara Lain, Carol Nix, Midland Legacy  
 3A-Kay Butler, Karen Butler, Falfurrias  
 2A-Elizabeth Victory, Nell Darsey, Crockett  
 1A-Linda MacLean, Carol Reeb, Corpus Christi Calallen  
 B-Winnie Nabers, Karen Clements, Lakeview

## 1961

### SINGLES

4A-Lynn Haines, Dallas Hillcrest  
 3A-Charyl Moss, Odessa Ector  
 2A-Sharon Campbell, Wellington  
 1A-Brenda Cook, Junction  
 B-Paula Jackson, Pyote

### DOUBLES

4A-Betsy Worden, Barbara Lain, Midland  
 3A-Kay Butler, Karen Butler, Falfurrias  
 2A-Nell Darsey, Elizabeth Victory, Crockett  
 1A-Carol Reeb, Linda MacLean, Corpus Christi Calallen  
 B-Dorothy Ann Green, Mary Ann Lubke, Eden

## 1960

### SINGLES

4A-Nancy Richey, San Angelo  
 3A-Charlotte Zimmerman, Cuero  
 2A-Nony Rapp, Smithville  
 1A-Brenda Cook, Junction  
 B-Laura June Whitworth, Rocksprings

### DOUBLES

4A-Cecilia De Leon, Gayle Miller, Edinburg



3A-Martha Arnecke, Martha Fletcher, Kerrville Tivy  
2A-Kathleen Trcka, Linda Williams, League City Clear Creek  
1A-Bettye Gidden, Trilby Townsend, Memphis  
B-Mary Ann Lubke, Ann Green, Eden

**1959**

SINGLES

4A-Nancy Richey, San Angelo  
3A-Judy Jordan, Palestine  
2A-Nony Rapp, Smithville  
1A-Brenda Cook, Junction  
B-Sarah Beard, Paint Rock

DOUBLES

4A-Jean Johannes, Jean Van Tassel, Dallas Highland Park  
3A-Martha Arnecke, Gay Wiggins, Kerrville Tivy  
2A-Dian Fife, Ann Staton, Van  
1A-Eula Fay Ham, Dorothy Darden, Clyde  
B-Linda Laseter, Paula Jackson, Pyote

**1958**

SINGLES

2A-Nancy Richey, Houston Davis  
1A-Dora Alaniz, Falfurrias  
B-Rita Furrett, Lakeview

DOUBLES

2A-Jean Johannes, Jean Van Tassell, Dallas Highland Park  
1A-Imelda Gonzales, Merinda Martinez, Falfurrias  
B-Eula Ham, Dorothy Darden, Clyde

**1957**

SINGLES

2A-Nancy Pennies, El Paso  
1A-Jerry Nastroy, Freer  
B-Jerry Wright, Ingleside

DOUBLES

2A-Sue Zigenbein, Kay Watson, Dallas Wilson  
1A-Imelda Gonzales, Merida Martinez, Falfurrias  
B-Nona Roark, Grace McMulle, White Oak

**1956**

SINGLES

2A-Gail Murphy, Austin  
1A-Christine Albrecht, Robstown  
B-Judy Kothmann, Junction

DOUBLES

2A-Flo Marvin, Marilyn Goodwin, Odessa  
1A-Jerry Nestroy, Sherry Rothe, Freer  
B-Jimmye Loper, Patsy Griffin, White Oak

**1955**

SINGLES

2A-Carol Cummings, Wichita Falls  
1A-Christine Albrecht, Robstown  
B-Betsy Ross, Sonora

DOUBLES

2A-Carol Bell, Angie Zacour, El Paso  
1A-Jerry Nestroy, Sherry Rothe, Freer  
B-Ann Sittou, Mary Griffin, Pyote

**1954**

SINGLES

2A-Linda Livingston, El Paso  
1A-Geraldine Michie, Terrell  
B-Betsy Ross, Sonora

DOUBLES

2A-Janet Kolle, Rosemary Heller, Victoria  
1A-Margaret Michie, Cynthia Taffer, Terrell  
B-Della Collins, Carolyn Johnson, Clyde

**1953**

SINGLES

2A-Carolyn Owens, Dallas Wilson  
1A-B-Joyce Towery, Cuero

DOUBLES

2A-Kathy Campbell, Charlotte Karotkin, San Antonio Jefferson  
1A-B-Betty Jane Rogers, Harlene McGough, Clyde

**1952**

SINGLES

2A-Jackie Johannes, Dallas Highland Park  
1A-B-Pauline Bingaman, Asherton

DOUBLES

2A-Carolyn Owens, Patsy Armor, Dallas Wilson  
1A-B-Billie Shaley, Laura Richmond, Raymondville

**1951**

SINGLES

2A-Jackie Johannes, Dallas Highland Park  
1A-B-Mina Williams, Robstown

DOUBLES

2A-Thelma Kustoff, Mae Chew, El Paso  
1A-B-Jewell Fiebig, Grace Keller, Smithville

**1950**

SINGLES

CITY-Mary Schmitz, San Antonio Jefferson  
2A-Peggy Robertson, El Paso  
1A-B-Carolyn Owens, Garland

DOUBLES

CITY-Dorothy Taylor, Carol Choate, Houston San Jacinto  
2A-Nancy Quinn, Shirley Martin, Dallas Highland Park  
1A-B-Ima Keller, Genelle Fiebig, Smithville

**1949**

SINGLES

CITY-Betty Gray, Houston Lamar  
2A-Betty Seay, El Paso





1A-B-Mary Brand, West Columbia Columbia

DOUBLES

CITY-Joyce Wood, Virginia Wood, Fort Worth Paschal

2A-Rosemary Sone, Doris Casey, Corpus Christi Miller

1A-B-Martha Lawson, Marilyn Metcalfe, Franklin

**1948**

SINGLES

CITY-Nancy Armor, Dallas Wilson

2A-Norma Lawrence, Paris

1A-B-Doris Collins, Crane

DOUBLES

CITY-Doris O'Neal, Betty Burson, Dallas Sunset

2A-Lorraine Richards, Jane Holder, El Paso

1A-B-Martha Lawson, Marilyn Metcalfe, Franklin

**1947**

SINGLES

Nancy Armor, Dallas Wilson

DOUBLES

Joan Akin, Carol Clabaugh, Dallas Highland Park

**1946**

SINGLES

Barbara Walker, El Paso

DOUBLES

Agnes Amelung, June Knox, San Antonio Breckenridge

**1945**

SINGLES

Mary Cunningham, El Paso Austin

DOUBLES

Sylvia Lerner, Barbara Walker, El Paso

**1944**

SINGLES

Margaret Varner, El Paso Austin

DOUBLES

Laura Taylor, Elsie Millender, Corpus Christi

**1943**

SINGLES

Elizabeth Eby, Houston Lamar

DOUBLES

Marry Loomis, Marjorie Marsh, Houston San Jacinto

**1942**

SINGLES

Marteen Ronk, San Antonio Brackenridge

DOUBLES

Annie Maros, Mary Maros, Fabens

**1941**

SINGLES

Shelby Frizzell, Austin

DOUBLES

Alma Lee Sissom, Rosemary Walker, Corpus Christi

**1940**

SINGLES

Ethel Norton, San Antonio Jefferson

DOUBLES

Erleen Wehman, Addie Bell Lucas, Cuero

**1939**

SINGLES

Ethel Norton, San Antonio Jefferson

DOUBLES

Kathleen Bell, Betty Sue Mathias, Carrizo Springs

**1938**

SINGLES

Lula Burton, Houston San Jacinto

DOUBLES

Oleta Franklin, Jamie Ruth Dechard, Meadow

**1937**

SINGLES

Evelynne Schriewer, Seguin

DOUBLES

Ruby Wilkie, Ima Galyen, Fort Worth Masonic Home

**1936**

SINGLES

Mary McQuiston, North Dallas

DOUBLES

Bonnie Gabler, Jayne Johnson, Wichita Falls

**1935**

SINGLES

Willie Dell Houston, Paint Rock

DOUBLES

Cleo Cook, Ellen Nobles, Lone Grove

**1934**

SINGLES

Jimmie Gilreath, Lakeview

DOUBLES

Florence Boll, Mary McQuiston, North Dallas

**1933**

SINGLES

Alva Mae Craig, Fort Worth Masonic Home



DOUBLES

Hylda Vordenbaum, Ellen Werner, Cibolo

**1932**

SINGLES

Charlotte McQuiston, North Dallas

DOUBLES

LaVerne Stages, Alva Craig, Fort Worth Masonic Home

**1931**

SINGLES

Juanita Bills, Fort Worth Masonic Home

DOUBLES

LaVerne Stages, Alva Craig, Fort Worth Masonic Home

**1930**

SINGLES

Emily Reichert, San Antonio Main Avenue

DOUBLES

LaVerne Stages, Alva Craig, Fort Worth Masonic Home

**1929**

SINGLES

Charlotte McQuiston, North Dallas

DOUBLES

Josephine Martin, Virginia Martin, Eastland

**1928**

SINGLES

Kathleen Darnell, Sweetwater

DOUBLES

Hermansella Braden, Madeline Wallace, Columbus

**1927**

SINGLES

Anna May Richardt, San Antonio Main Avenue

DOUBLES

Eura Belle McBride, Louise Parrish, Calvert

**1926**

SINGLES

Mary Zita McHale, Dallas Oak Cliff

DOUBLES

Myrtie Mae McBride, Euna Belle McBride, Calvert

**1925**

SINGLES

Mary Zita McHale, Dallas Oak Cliff

DOUBLES

Willella Boykinn, Villa Mae Brittain, Taft

**1924**

SINGLES

Lucile Goodwin, Plainview

DOUBLES

Josie Probst, Kindois Riggs, George West

**1923**

SINGLES

Lucile Goodwin, Plainview

DOUBLES

Josie Probst, Kindois Riggs, George West

**1922**

SINGLES

Ida Hoghland, Abilene

DOUBLES

Josie Probst, Kindois Riggs, George West

**1921**

SINGLES

Dora Vickers, Seguin

DOUBLES

Ethel Campbell, Mary Stone, Jasper

**1920**

SINGLES

Maria Taylor, San Antonio Main Avenue

DOUBLES

Virginia Mantor, Beth Beck, Taylor

**FOUR-TIME STATE CHAMPIONS**

<u>Name, School</u>	<u>Titles</u>
Alva Craig, Fort Worth Masonic Home	ALL:1930-D, 31-D, 32-D, 33-S
Brenda Cook, Junction	1A:1959-S, 60-S, 61-S, 62-S
Beth Kothmann, Junction	1A:1964-D, 65-S, 66-S, 67-S
Stephanie Letz, Old Glory	B:1964-S, 65-S, 66-S, 67-S
Ann Rapp, Estelline	B:1966-D, 67-D, 68-D, 69-D
Cynthia Bramlett, Seminole	3A:1968-D, 69-D, 70-D, 71-S
Joneen Cummings, Seminole	3A:1970-D, 71-D, 72-D, 73-D
Nerissa Riley, Seminole	3A:1971-D, 72-D, 73-S, 74-S
Pam Hill, Beaumont South Park	3A:1975-S, 76-S, 77-S, 78-S
Sonja Hutcherson, Memphis	1A:1977-S, 78-S, 79-S, 80-S
Kori Sosnowy, Cameron Yoe	3A:1991-S, 92-S, 93-S, 94-S
Jennifer Craig, Malakoff Cross Roads	2A:1992-S, 93-S, 94-S, 95-S
Stephanie Wooten, Crandall	1A:2001-S, 02-S, 03-S, 04-S
Isamarie Perez, San Antonio Stacey	1A:2002-S, 03-S, 04-S, 05-S
Lilly Kimbell, New Braunfels	4A:2007-S, 08-S; 5A:2009-S, 10-S
Abby Stainbeck, Dallas Highland Park	4A:2007-D, 08-D, 09-D, 10-D
Kayla Casey, Franklin	2A:2009-S, 10-S, 11-D, 12-D
Margaret Lemke, Mason	1A:2010-D, 11-D, 12-D, 13-D
Delaney Schroeder, Abilene Wylie	3A:2010-MD, 11-D, 12-S, 13-S
Carrie Casey, Franklin	2A:2011-D, 12-D, 13-S, 14-S
Traci Jordan, Mason	1A:2011-D, 12-D, 13-D, 14-D
Taylor Lyckman, Menard	1A:2011-MD, 12-MD, 13-MD, 14-MD



Ryli Ruffin, Mason

2A:2015-D, 16-D, 17-S, 18-MD

### THREE-TIME STATE CHAMPIONS

Name, School	Titles
Josie Probst, George West	ALL:1922-D, 23-D, 24-D
Kindois Riggs, George West	ALL:1922-D, 23-D, 24-D
LaVerne Stages, Fort Worth Masonic Home	ALL:1930-D, 31-D, 32-D
Jerry Nestroy, Freer	1A:1955-D, 56-D, 57-S
Barbara Bramlett, Seminole	3A:1966-S, 68-D, 69-D
Lynn Reas, Pearsall	2A:1966-D, 68-D, 69-D
Beth Galloway, Pearsall	2A:1969-S, 70-S, 71-S
Daryl Gralka, Houston Spring Woods	4A:1969-S, 70-S, 71-S
Brenda Lehmborg, Mason	1A:1971-S, 72-S, 73-S
Brenda Niemeyer, Knippa	B:1978-S, 79-S, 80-S
Ramona Irlbeck, Abernathy	2A:1979-S, 80-S; 3A:1981-S
Kathy Schreiber, Marble Falls	3A:1981-D, 82-D, 83-D
Shelly Spiller, Junction	2A:1981-D, 83-S, 84-S
Julie Stice, Marble Falls	3A:1981-D, 82-D, 83-D
Dena Hohn, Mason	2A:1985-D, 86-D, 87-S
Traci Nix, Athens	4A:1985-S, 86-S, 87-S
Amy Ryan, Springtown	3A:1985-S, 86-S, 87-S
Aimee Young, Mason	2A:1988-D, 89-D, 90-D
Joy Reichenau, Mason	2A:1988-D, 89-D, 90-D
Serena Kaderka, Mason	2A:1989-S, 90-S, 91-D
Elizabeth Schmidt, Austin Westlake	4A:1993-S; 5A:1994-S, 95-S
Lauren Spears, Chillicothe	1A:1993-S, 94-S, 95-S
Kaysie Smashey, El Paso Franklin	5A:1996-D, 97-D, 98-S
Lauren Longbotham, Groesbeck	3A:1997-D, 98-D, 99-D
Carla Cooper, Arlington Bowie	5A:2004-D, 05-D, 06-MD
Pavi Francis, Lewisville Marcus	5A:2004-S, 05-S, 06-S
Ashley Turpin, New Braunfels	4A:2006-S, 07-MD, 08-MD
Kendra Casey, Franklin	2A:2007-MD, 08-MD, 09-MD
Caitlin Cramer, Abilene Wylie	3A:2008-D, 09-D, 10-D
Courtney Cramer, Abilene Wylie	3A:2008-D, 09-D, 10-D
Jessey Martinez, Junction	1A:2013-S, 14-S, 15-S
Hannah Boubel, Fredericksburg	3A:2014-S; 4A:2015-S, 16-S
Hana Folse, Brock	2A:2014-MD; 3A:2015-S, 16-S
Sara Humpal, Corpus Christi London	2A:2016-S; 3A:2017-S, 18-S
Fiona Crawley, San Antonio Alamo Heights	5A:2017-D, 18-D, 19-D
Meghna Arun Kumar, Argyle	5A:2022-S, 2023-S, 2024-S



Caitlin & Courtney Cramer - Abilene Wylie



Lilly Kimbell - New Braunfels





## First year of UIL competition: 1913-14

### State Tournament Structure

At the state tournament level, quarterfinals, semifinals and finals are played in boy's and girl's singles and doubles, along with mixed doubles. (Note: Mixed doubles was added in 2006.)


From 1920 until 1974, the top finisher/doubles team in each region qualified for the state playoffs. Starting in 1975, the top two finishers/doubles teams advanced to state.

### Evolution of UIL Boys Tennis State Tournament


Season	Conference(s)
1914-47	One Conference
1948-50	CITY, 2A, 1A-B
1951-53	2A, 1A-B
1954-58	2A, 1A, B
1959-80	4A, 3A, 2A, 1A, B
1981-2014	5A, 4A, 3A, 2A, 1A
2015-	6A, 5A, 4A, 3A, 2A, 1A

### Location History

The state tournament has been held in five locations during its history. The event started on streets surrounding the state capitol in downtown Austin before moving to The University of Texas at the Penick-Allison Tennis Center, UT Intramural Courts and Caswell Courts until 1998. The World of Tennis in Lakeway served as a co-host from 1999-2012. The tournament was also split between UT and Texas A&M University at the Mitchell Tennis Center in College Station in 2012 and 2013. From 2014-19, the tournament was held solely at Texas A&M University at the George E. Mitchell Tennis Center. In 2021, the tournament was moved to San Antonio and has been held at three locations: Blossom Tennis Center, Annemarie Tennis Center, and Northside Tennis Center.



Stuart Kepler & Nick Plum - Richardson Pearce - 2007 Conference 4A Boys Tennis Doubles Champion



Colton Chitsey & Shawn Labedelle - Wall

## 2024

### SINGLES

- 6A-Allan Xu, Katy Seven Lakes
- 5A-Noey Do, Fort Bend Kempner
- 4A-Emilio Rodriguez, Lindale
- 3A-Kell Castleberry, Vernon
- 2A-Mason Hatfield, Mason
- 1A-Colt Lawrence, Rising Star

### DOUBLES

- 6A-Danny Zhang, Leon Chen, Round Rock Westwood
- 5A-Eduardo Cruz, Akshay Kommineni, Frisco Centennial
- 4A-Caden Coker, Owen Ruiz, Burkburnett
- 3A-William Porchazka, Joseph Berger, Franklin
- 2A-Dwight DonJuan, Ahlai DonJuan, Quanah
- 1A-Luke Leavelle, Lawson Leavelle, Utopia

### MIXED DOUBLES

- 6A-Gopal Koduri, Cody Huang, Plano West
- 5A-Addison Rosser Aaditt Rishi, Frisco Lebanon Trail
- 4A-Scout Adams, Cooper Richardson, Canyon West Plains
- 3A-Kymbree Hirt, Bryson Hirt, Wall
- 2A-Lucy Rochat Jack Gillespie, Mason
- 1A-Gabriella Luce, Charlie Perez, Barksdale Nueces Canyon

## 2023

### SINGLES

- 6A-Lathan Skrobarcek, Northside Harlan
- 5A-Noey Do, Fort Bend Kempner
- 4A-Abdulraheem Isa, Anna
- 3A-Theodore Buchanan, Corpus Christi London
- 2A-Mason Hatfield, Mason
- 1A-Luke Leavelle, Utopia

### DOUBLES

- 6A-Jose Luis Perez Castillo, Emilio Lopez Del Olmo, Conroe The Woodlands
- 5A-Kelton Brown, Wade Bryant, Amarillo
- 4A-Sam Gonzales, Jess Gonzales, Boerne
- 3A-Dane Keischnick, Max Jones, Vernon
- 2A-Jack Gillespie, Robert Aguero, Mason
- 1A-Wyatt Terrell, Roy Brown, Menard

### MIXED DOUBLES

- 6A-Emma Thoms, Anirudh Reddy, Plano West
- 5A-Maya Diyasheva, Paxton O'Shea, College Station
- 4A-K'Linda Mason, Brandon Ysaguirre, Hereford
- 3A-Kinsey Weatherly, Kell Castleberry, Vernon
- 2A-Jakelin Zermeno, Jerry Zermeno, Mason

1A-Melanie Rainey, Tayte Cormier, Mertzon Irion County

## 2022

### SINGLES

- 6A-Kyle Totorica, San Antonio Reagan
- 5A-Noey Do, Fort Bend Kempner
- 4A-Justin Koth, Boerne
- 3A-Payne Smith, Wall
- 2A-Lando Winter, Maud
- 1A-Texas Ranger Schmidt, Barksdale Nueces Canyon

### DOUBLES

- 6A-Aadhi Raja, Aashish Dhanani, Round Rock Westwood
- 5A-Taylor Vigil, Wade Bryant, Amarillo
- 4A-Drew Gonzales, Tate Murphy, Wimberley
- 3A-Bryson Hirt, Jack Duncan, Wall
- 2A-Jack Gillespie, Robert Aguero, Mason
- 1A-Johnathon Monreal, Rowdy Ferguson, Sterling City

### MIXED DOUBLES

- 6A-Summer Shannon, Dmitri Goubin, Plano West
- 5A-Milla Dopson, Sanjheev Rao, Frisco Liberty
- 4A-K'Linda Mason, Nicolas Villalovos, Hereford
- 3A-Shyan Darr, Ethan Kuykendall, Big Lake Reagan County
- 2A-Kyleigh Ake, Mason Hatfield, Mason
- 1A-Cherish Dunlap, Will Leman, Utopia

## 2021

### SINGLES

- 6A-Tyler Stewart, Midland
- 5A-Nathan Tsemg, Frisco Lebanon Trail
- 4A-Bryce Ware, Canyon
- 3A-Payne Smith, Wall
- 2A-Travis Mistery, Sabine Pass
- 1A-Texas Ranger Schmidt, Barksdale Nueces Canyon

### DOUBLES

- 6A-Daniel Antov, Marko Mesarovic, Round Rock Westwood
- 5A-John Davis Watson, Henning Schade, College State A&M Consolidated
- 4A-Tate Murphy, Drew Gonzales, Wimberley
- 3A-Jonathan Golovin, Samuel Golovin, Little River Academy
- 2A-Matthew Kerr, Bailan Kerr, Mason
- 1A-Colby Carroll, Dylan Carne, Crowell

### MIXED DOUBLES

- 6A-Kinaa Graham, Sachchit Sivaram, Round Rock Westwood
- 5A-Elanor Archer, Jackson Harwell, Amarillo
- 4A-Victoria Betzen, Nicky Villalovos, Hereford
- 3A-Andrea Smith, Blane Sadler, Groesbeck
- 2A-Tyler Schmidt, Sterling Smith, Mason
- 1A-Makinzee Woods, Dain Copeland, Sterling City

## 2020

(Cancelled due to COVID-19 Pandemic)

## 2019

### SINGLES

- 6A-Carter Crookston, League City Clear Creek
- 5A-Brandon Do, Nederland
- 4A-Siddhartha Movva, Uplift North Hills Prep.
- 3A-Jack Marshall, Brady
- 2A-Matthew Kerr, Mason
- 1A-Texas Schmidt, Barksdale Nueces Canyon

### DOUBLES

- 6A-Jaycer Lyeons, David Peters, Fort Bend Clements



# BOYS TENNIS

STATE CHAMPIONS

- 5A-Henning Schade, Joey Tindall, College Station A&M Consolidated
  - 4A-Asher Melton, Bryce Ware, Canyon
  - 3A-Colton Chitsey, Shawn Labeledelle, Wall
  - 2A-Roman Coe, Ethan Powell, Mason
  - 1A-Jason Samarraipa, Vincent Zavala, Knippa
- MIXED DOUBLES
- 6A-Emma Gener, Caden Moortgat, Plano West
  - 5A-Katherine Petty, Cole Burnam, Dallas Highland Park
  - 4A-Sarah Castleberry, BT White, Vernon
  - 3A-Reyna Gonzalez, Devon Whitsel, Rockdale
  - 2A-Raegan Glentz, Rudy Rochat, Mason
  - 1A-Cambrie Heiman, Jake Gerber, Nazareth

## 2018

### SINGLES

- 6A-Anish Srinikeith, Katy Tompkins
- 5A-Rajiv Saralaya, Amarillo
- 4A-Ryan Koth, Boerne
- 3A-John Marshall, Brady
- 2A-Caleb Horne, Mason
- 1A-Dominic Gibson, Lenorah Grady

### DOUBLES

- 6A-Roger Chou, Cyrus Sabharwai, Austin Westlake
- 5A-Chaitanya Aduru, Vishwau Aduru, Austin Johnson
- 4A-Kash Adams, Chase Daniell, Wills Point
- 3A-Colton Chitsey, Shawn Labeledelle, Wall
- 2A-Roman Coe, Ethan Powell, Mason
- 1A-Diego Esquivel, Jason Samarripas, Nazareth

### MIXED DOUBLES

- 6A-Drew Morris, Andrew Esses, Houston Memorial
- 5A-Katherine Petty, Phillip Quinn, Prosper
- 4A-Claire Maxcey, Broque Constantine, Fredericksburg
- 3A-Reyna Gonzalez, Devon Whitsel, Rockdale
- 2A-Ryli Ruffin, Cason Dudney, Mason
- 1A-Ally Johnson, Colton Fowler, Iredell

## 2017

### SINGLES

- 6A-Roger Chou, Austin Westlake
- 5A-Campbell Erwin, San Antonio Alamo Heights
- 4A-Ryan Koth, Boerne
- 3A-Dillon Humpal, Corpus Christi London
- 2A-Robert Marshall, Olton
- 1A-Dominic Gibson, Lenorah Grady

### DOUBLES

- 6A-Andrew Esses, Artur Zigman, Houston Memorial
- 5A-Jason Loyd, Michael Loyd, Corpus Christi Veterans Memorial
- 4A-Nikhil Kalla, Davyn Williford, Abilene Wylie
- 3A-Jaxton Hoelting, Tanner Hooper, Tulia
- 2A-Roman Coe, James Schwertner, Mason
- 1A-Tristan Hayes, Skylar Hayes, Crowell

### MIXED DOUBLES

- 6A-Melissa LaMette, Varun Thachil, Cypress Ranch
- 5A-Madison McBride, Phillip Quinn, Dallas Highland Park
- 4A-Claire Maxcey, Broque Constantine, Fredericksburg
- 3A-Isabel Holland, Turner Stark, Big Lake Reagan County
- 2A-Ella Canfield, Ethan Powell, Mason
- 1A-Sofia Rodriguez, Hudson Springer, Leakey

## 2016

### SINGLES

- 6A-Arman Dave, Southlake Carroll

- 5A-Angel Palacios, Everman
- 4A-Maxwell Tadwick, Abilene Wylie
- 3A-Reese Cook, Tuscola Jim Ned
- 2A-Dillon Humpal, Corpus Christi London
- 1A-Dominic Gibson, Lenorah Grady

### DOUBLES

- 6A-Matt Landers, Alec Reusche, Southlake Carroll
- 5A-Rohen Sikkawala, Kyle Miller, College Station
- 4A-Parker Phillips, Sitman Wainwright, Fredericksburg
- 3A-Dylan Hester, Andy Perez, Big Lake Reagan County
- 2A-Caleb Horne, Pete Rochat, Mason
- 1A-Donovan Garcia, C.J. Mercer, Wink


### MIXED DOUBLES

- 6A-TJ Fumagalli, Dean Dulthummon, New Braunfels
- 5A-Emilia Ramos, Victor Arizola, Mission Sharyland
- 4A-Ashley Smyser, Spencer Lin, Abilene Wylie
- 3A-Maddi Chitsey, Colton Chitsey, Wall
- 2A-Lanie Schmidt, Truman Coe, Mason
- 1A-Lauren Rentch, Noah Esquivel, Knippa

## 2015

### SINGLES

- 6A-Nathan Brown, El Paso Coronado
- 5A-Josh Hollaway, Houston Stratford
- 4A-Dawson Penn, Longview Spring Hill
- 3A-Jesse Cook, Tuscola Jim Ned



Hunter Johnson/Yates Johnson - New Braunfels





2A-Dillon Humpal, Corpus Christi London  
1A-Ben Enriquez, Rocksprings

### DOUBLES

6A-Sam Giammalva, Max Palmer, Houston Memorial  
5A-Alex Joseph, Miha Valencic, Grapevine  
4A-Nital Patel, Maxwell Tadvick, Abilene Wylie  
3A-Jaxton Hoelting, Carlos Subealdea, Tulia  
2A-Jacob Harris, James Schwertner, Mason  
1A-Mitchell Parsley, Tristen Hayes, Crowell

### MIXED DOUBLES

6A-TJ Fumagalli, Henry Gordon, New Braunfels  
5A-Octavia Malin, Keenan Rico, Grapevine  
4A-Ashleigh Davis, Hunter Foster, Kaufman  
3A-Madison Hoelting, Tanner Hooper, Tulia  
2A-Kenley Stockbridge, Slade Townsend, Mason  
1A-Sofia Rodriguez, Lorenzo Rodriguez, Leakey

## 2014

### SINGLES

5A-Peter Leung, Katy Taylor  
4A-Connor Curry, Wichita Falls Rider  
3A-Nick Bradham, College Station  
2A-Reese Cook, Tuscola Jim Ned  
1A-Dillon Humpal, Corpus Christi London

### DOUBLES

5A-Ciro Lampasas, Sam Giammalva, Houston Memorial  
4A-Connor LaFavre, Hunter Holman, Dallas Highland Park  
3A-Rayce Roberson, Brendan Thompson, Abilene Wylie  
2A-Drew Anderson, Landry Linn, Kountze  
1A-Price Ruffin, Coby Velez, Mason

### MIXED DOUBLES

5A-Fernanda Contreras, Charles Tan, Austin Westlake  
4A-Elizabeth Tedford, Mac McCullough, Dallas Highland Park  
3A-Brittany Smyser, Max Tadvick, Abilene Wylie  
2A-Hana Folse, Tyler Davis, Brock  
1A-Riley Rambo, Taylor Lyckman, Menard

## 2013

### SINGLES

5A-Miguel Alda, Round Rock Westwood  
4A-Jordan Hart, McKinney North  
3A-Rayce Roberson, Abilene Wylie  
2A-Reese Cook, Tuscola Jim Ned  
1A-Mario Garza, Ben Bolt

### DOUBLES

5A-Grant Reichmann, William Jou, Houston Memorial  
4A-Luke Stainback, Hunter Holman, Dallas Highland Park  
3A-Nital Patel, Rahil Patel, Abilene Wylie  
2A-Tyler Keel, Collin McMullen, White Oak  
1A-Price Ruffin, Rio Schmidt, Mason

### MIXED DOUBLES

5A-Casey Sutton, Clayton Niess, Austin Westlake  
4A-Margo Taylor, Connor LaFavre, Dallas Highland Park  
3A-Whitney Frazier, Weston Uekert, Abilene Wylie  
2A-Madison Hoelting, Carlos Subealdea, Tulia  
1A-Riley Rambo, Taylor Lyckman, Menard

## 2012

### SINGLES

5A-Tito Moreiras, San Antonio Churchill  
4A-Jordan Hart, McKinney North  
3A-Rayce Roberson, Abilene Wylie

2A-Karsen Kiefer, Ingram Moore  
1A-Matt Banner, Mason

### DOUBLES

5A-Hunter Johnson, Yates Johnson, New Braunfels  
4A-Oliver Seifert, Sam Laudon, Austin Lake Travis  
3A-Collin Bumann, Bryson Fowlkes, Abilene Wylie  
2A-Gabe Knight, Josh Jones, Millsap  
1A-Andy Duarte, Andrew Willis, Mason

### MIXED DOUBLES

5A-Casey Sutton Ryan Meek, Austin Westlake  
4A-Margo Taylor, Connor LaFavre, Dallas Highland Park  
3A-Amanda Potts, Miller Davis, Abilene Wylie  
2A-Ali Sherriff, Tyler Moore, Ingram Moore  
1A-Riley Rambo, Taylor Lyckman, Menard

## 2011

### SINGLES

5A-Andrew Korinek, Mansfield  
4A-Grant Adams, Texarkana Texas  
3A-Zack Santagate, Argyle  
2A-Jesse Guerra, Tornillo  
1A-Matt Banner, Mason

### DOUBLES

5A-Nate Lammons, Naveen Beasley, Woodlands College Park  
4A-Conor O'Rourke, Austin Mayo, Austin Lake Travis  
3A-Colin Bumann, Bryson Fowlkes, Abilene Wylie  
2A-JJ Cestero, Brice Conoly, Wall  
1A-Andy Duarte, Trey Schwertner, Mason

### MIXED DOUBLES

5A-Katie Davis, Michael Riechmann, Houston Memorial  
4A-Julianne Jackson, Yuji Soda, Richardson Pearce  
3A-Abbie Madden, Josh Madden, Borger  
2A-Kelsey Schwind, Austin Carrola, Blanco  
1A-Taylor Lyckman, Riley Rambo, Menard

## 2010

### SINGLES

5A-Russell Bader, Austin Westlake  
4A-Daniel Brown, Montgomery  
3A-Will Stein, Argyle  
2A-Alex Layfield, Kerens  
1A-Matt Banner, Mason

### DOUBLES

5A-James Martell, Mitchell Martell, Tyler Legacy  
4A-Jared Fellows, Mark Gorham, Boerne Champion  
3A-Colin Bumann, Bryson Fowlkes, Abilene Wylie  
2A-Caleb Holmes, Josh Smith, Bishop  
1A-Thach Martin, Michael Vargas, Mason

### MIXED DOUBLES

5A-Samantha Adams, Harrison Adams, New Braunfels  
4A-Kenna Kilgo, Kolby Kilgo, Waco Midway  
3A-Delaney Schroeder, Nick Fischer, Abilene Wylie  
2A-Emily Talley, Bryce Pfingsten, Wall  
1A-Tabitha Bryant, Kody Keeney, Paint Rock

## 2009

### SINGLES

5A-Ben Chen, Klein Collins  
4A-Grant Adams, Texarkana Texas  
3A-Will Stein, Argyle  
2A-Hunter Loyd, Tuscola Jim Ned  
1A-Matt Banner, Mason



# BOYS TENNIS


## STATE CHAMPIONS

### DOUBLES

- 5A-Matt Andrus, Ben Guthrie, Plano West
- 4A-Tam Trihn, Kyle Plum, Richardson Pearce
- 3A-Josh Marshall, Steven Stanley, Vernon
- 2A-Levi Joy, Ryan Burden, Brock
- 1A-Bobby Buist, Michael Vargas, Mason

### MIXED DOUBLES

- 5A-Hidako Tachibana, Scott Keeton, New Braunfels
- 4A-Hannah Kelley, Jonny Kelley, Richardson Pearce
- 3A-Natalie Hand, Josh Wilgus, Van
- 2A-Kendra Casey, Jake Russ, Franklin
- 1A-Laci Lyckman, Zach Rambo, Menard



Zach Nichols - Austin Lake Travis

### **2008**

#### SINGLES

- 5A-Bryan Welnetz, Laredo United
- 4A-Jake Hendrie, New Braunfels
- 3A-Nick Lehman, Vernon
- 2A-Austin Klores, Franklin
- 1A-Matt Orberger, Avery

#### DOUBLES

- 5A-Sergio Antognelli, Chris Bell, Plano West
- 4A-Cameron Davis, Grant Gandy, Boerne
- 3A-Tucker Mueck, Daniel Traylor, Robinson
- 2A-Ben Spencer, Julian Bexley, Lexington
- 1A-Josh Hill, James Kothmann, Menard

#### MIXED DOUBLES

- 5A-Lauren Santacroce, Jonathan Alexander, Klein
- 4A-Ashley Turpin, Mathew Dooley, New Braunfels

3A-Lindsey Bloomer, Doug Kierstead, Abilene Wylie

2A-Kendra Casey, Jake Russ, Franklin

1A-Ericka Medina, Guillermo Medina, Lenorah Grady

### **2007**

#### SINGLES

- 5A-Colin Hoover, Victoria Memorial
- 4A-Zach Nichols, Austin Lake Travis
- 3A-Austin Klores, Franklin
- 2A-Andy Cariens, Levelland
- 1A-Eric Henderickson, Bronte

#### DOUBLES

- 5A-Calon Alpar, Drew Petersen, Austin Westlake
- 4A-Stuart Keplar, Nick Plum, Richardson Pearce
- 3A-Tyler Patterson, Arjun Atholi, Center
- 2A-Hunter Carter, Kyle Kaiser, Comfort
- 1A-Alex Halfmann, Taylor Niehues, Garden City

#### MIXED DOUBLES

- 5A-Lauren Sanacroce, Jonathan Alexander, Klein
- 4A-Ashley Turpin, Rusty Turpin, New Braunfels
- 3A-Lindsey Bloomer, Todd Hennington, Abilene Wylie
- 2A-Kendra Casey, Jake Russ, Franklin
- 1A-Tiffany Fisher, Kyle Kaspar, Shiner

### **2006**

#### SINGLES

- 5A-Josh Zavala, Amarillo Tascosa
- 4A-Hunter Mills, San Antonio Alamo Heights
- 3A-Luke Hawk, Clyde
- 2A-Austin Klores, Franklin
- 1A-Jake Hoelting, Nazareth

#### DOUBLES

- 5A-Stuart Keplar, Nick Plum, Richardson Pearce
- 4A-Casey Powers, Max Stevens, Dallas Highland Park
- 3A-Andy Cariens, Stratton Paxton, Levelland
- 2A-Ross Lehmborg, Joe Vargas, Mason
- 1A-Alex Halfmann, Taylor Niehues, Garden City

#### MIXED DOUBLES

- 5A-Carla Cooper, Jason Lateko, Arlington Bowie
- 4A-Katelyn McKenzie, Charlie Dunn, Dallas Highland Park
- 3A-Kelly Clifton, Brad Fenter, Vernon
- 2A-Bailey Blair, Jake Maenius, Mason
- 1A-Kami Rundell, Charlie Rundell, Nazareth

### **2005**

#### SINGLES

- 5A-Josh Zavala, Amarillo Tascosa
- 4A-Hunter Mills, San Antonio Alamo Heights
- 3A-Luke Hawk, Clyde
- 2A-Austin Klores, Franklin
- 1A-Jake Hoelting, Nazareth

#### DOUBLES

- 5A-Stuart Keplar, Nick Plum, Richardson Pearce
- 4A-Clayton Cotton, Travis Stegner, Wichita Falls
- 3A-Stratton Paxton, Andy Cariens, Levelland
- 2A-Derek Baxter, Michael McLeod, Mason
- 1A-Kris Roach, Kyler Roach, Miami



## 2004

### SINGLES

5A-Marcus Lunt, San Antonio Marshall  
4A-Mark Tate, Conroe Oak Ridge  
3A-Luke Hawk, Clyde  
2A-Rhett Heartsill, Wall  
1A-Colter Williams, Rotan

### DOUBLES

5A-Evan Bridges, Jacob Walley, Tomball  
4A-Randy Chang, Andrew Plum, Richardson Pearce  
3A-Seth Bridges, Jason Melton, Lindale  
2A-Michael Calderon, Tyler Hawkins, San Saba  
1A-Kris Roach, Kyler Roach, Miami

## 2003

### SINGLES

5A-Andy Mack, Plano West  
4A-George Venson, San Antonio Alamo Heights  
3A-Conner Smith, Kaufman  
2A-Rhett Heartsill, Wall  
1A-Colter Williams, Rotan

### DOUBLES

5A-Vince Knipp, Tyler Lyon, El Paso Coronado  
4A-Zach Prince, Matt Burton, San Antonio Alamo Heights  
3A-Scott Burge, Landon Lewis, Canyon  
2A-Kevin Beedy, Adam Cherry, Spearman  
1A-Brad Johnson, Landon Weiershausen, Knox City

## 2002

### SINGLES

5A-John Nallon, North Garland  
4A-Jason Gould, New Braunfels  
3A-David Wu, Abilene Wylie  
2A-Rhett Heartsill, Wall  
1A-Colter Williams, Rotan

### DOUBLES

5A-Raj Shrestha, Kendall Smashey, Katy Taylor  
4A-George Venson, Charles Hornberger, San Antonio Alamo Heights  
3A-Isaac Aders, Jeremy Hubbard, Lindale  
2A-Kevin Beedy, Adam Cherry, Spearman  
1A-Brad Johnson, Landon Weiershausen, Knox City

## 2001

### SINGLES

5A-Patrick Briaud, College Station A&M Consolidated  
4A-Reid Strand, Flour Bluff  
3A-Luke Epps, Fort Stockton  
2A-Kevin Beedy, Spearman  
1A-Colter Williams, Rotan

### DOUBLES

5A-Jaj Shrestha, Dash Connell, Katy Taylor  
4A-Brian Bogus, Jordan Taillon, Conroe Oak Ridge  
3A-Issac Anders, Jeremy Hubbard, Lindale  
2A-Jared Melde, Justin Schwarz, Thorndale  
1A-John Bailey, Jesse Levario, Mertzton Irion County

## 2000

### SINGLES

5A-Avery Ticer, Amarillo Tascosa  
4A-Jarrett Skrobarcek, New Braunfels Canyon  
3A-John Leavitt, Vernon

2A-Mike Matison, Port Aransas

1A-John Paul Dennison, Mertzton Irion County

### DOUBLES

5A-Bryan Wooten, Jim Sydney, Fort Bend Kempner  
4A-Kenneth Hines, J.D. McCain, Wichita Falls  
3A-David Wu, Travis Adams, Abilene Wylie  
2A-Jason McMillian, Cade Smith, Mason  
1A-James Williamson, Robert Halamicek, Menard

## 1999

### SINGLES

5A-Ryan Newport, Cy-Fair  
4A-Will Clinton, Dallas Highland Park  
3A-John Leavitt, Vernon  
2A-Mike Matisons, Port Aransas  
1A-Robert Brown, Overton

### DOUBLES

5A-Joe Morris, Avery Ticer, Amarillo Tascosa  
4A-Kirk O'Connor, Jason Tillery, Wichita Falls Rider  
3A-Kevin Moore, Brett Petross, Vernon  
2A-Jason McMillian, Cade Smith, Mason  
1A-Douglas Rainey, John Bailey, Mertzton Irion County

## 1998

### SINGLES

5A-Ryan Newport, Cy-Fair  
4A-Justin Hunter, Southlake Carroll  
3A-Ben Fortune, San Antonio Cole  
2A-J.T. Cope, Franklin  
1A-D.J. Rainey, Mertzton Irion County

### DOUBLES

5A-Scott Mayer, Mike Garcia, San Antonio Churchill  
4A-Wills Clinton, Hayden Hodges, Dallas Highland Park  
3A-Clark Arnold, Lloyd McGuire, Liberty  
2A-Luke Spencer, Chris Upston, Lexington  
1A-Colin Trulove, Lane Pepper, Sabinal

## 1997

### SINGLES

5A-Cody Hubble, College Station A&M Consolidated  
4A-Scott Eddins, Fort Worth Boswell  
3A-Ben Fortune, San Antonio Cole  
2A-Kareem Abdullah, Clarendon  
1A-Leo Lopez, Bruni

### DOUBLES

5A-Prakash Veinkataraman, Thomas Will, Fort Bend Clements  
4A-Stephen Perkins, Josiah Daniel, Dallas Highland Park  
3A-Trey Miller, Cayman Marshall, Van  
2A-Scott Kerr, Chase Smith, Mason  
1A-Colin Trulove, Lane Pepper, Sabinal

## 1996

### SINGLES

5A-Charlie Roberson, San Angelo Central  
4A-Doug Fike, Southlake Carroll  
3A-Jason Kirkland, Shallowater  
2A-Ben Fortune, San Antonio Cole  
1A-Chance Morgan, Port Aransas

### DOUBLES

5A-Prakash Veinkataraman, Thomas Will, Fort Bend Clements  
4A-Grant Carona, Locic LeMener, Dallas Highland Park





3A-Lee Livingston, Parker Briley, Abilene Wylie  
2A-Justin McMillan, Trey Nesloney, Mason  
1A-Leo Lopez, Mark Herrera, Bruni

**1995**

SINGLES

5A-Ryan Hughes, Abilene Cooper  
4A-Brady Wells, Corpus Christi Flour Bluff  
3A-Dustin Hawk, Clyde  
2A-Ben Fortune, San Antonio Cole  
1A-Johnny Gill, Knippa

DOUBLES

5A-Cade Lutz, Tony Starkey, Klein  
4A-Tyler Lee, Travis Lee, San Antonio Alamo Heights  
3A-Brad Whittlesey, Wood Clements, Austin Lake Travis  
2A-Trey Nesloney, Justin McMillian, Mason  
1A-Brian Davidson, Clint Davidson, Priddy

**1994**

SINGLES

5A-Cade Lutz, Klein Forest  
4A-Jim Willerson, San Antonio Alamo Heights  
3A-Dustin Hawk, Clyde  
2A-Jason Kirkland, Shallowater  
1A-Mauricio Lopez, Bruni

DOUBLES

5A-Kevin Bankowitz, Eric Canaday, Plano  
4A-Jimmy Holbert, Brad Staats, Austin Westlake  
3A-Prietesh Patel, and Brigham Rindlisbacker, Canyon  
2A-Justin McMillian, Trey Nesloney, Mason  
1A-Scott Brockman, Alston Farris, Nazareth

**1993**

SINGLES

5A-Clayton Stanley, Tyler Legacy  
4A-Tim Oosterhous, Texarkana Texas  
3A-Satyen Patel, Canyon  
2A-Jason Kirkland, Shallowater  
1A-Adrian Farris, Nazareth

DOUBLES

5A-David Behr, Tyler Jimenez, Richardson Pearce  
4A-Clay Evans, Ben Pritchett, Dallas Highland Park  
3A-Satyen Patel, Lane Cannon, Canyon  
2A-Mark Mutschink, Mac Reichenau, Mason  
1A-Jose Balderas, Carlos Balderas, Paint Rock

**1992**

SINGLES

5A-James Rey, El Paso Coronado  
4A-Bryan Harris, Waco Midway  
3A-Jason Catchings, Hardin  
2A-Nick Hiemstra, Canadian  
1A-Lance Betak, Thorndale

DOUBLES

5A-Clayton Stanley, Tim Hurst, Tyler Legacy  
4A-Ben Pritchett, Clay Evans, Dallas Highland Park  
3A-Thieu Brown, Jack Parker, Port Isabel  
2A-Micah Lowe, Blake Sherbert, Grand Saline  
1A-Jason Hughs, Martin Torres, Memphis

**1991**

SINGLES

5A-Mark Schecter, El Paso Coronado  
4A-Trey Phillips, Austin Westlake  
3A-Cory Home, Marble Falls  
2A-Wes Sheffy, Wall  
1A-Adrian Farris, Nazareth

DOUBLES

5A-Antonio Garza, Mark Villanueva, San Antonio LEE  
4A-Tim Oosterhous, Murrey Wanstrath, Texarkana Texas  
3A-Joe Browder, Satyen Patel, Canyon  
2A-Bart Mahnken, Daniel Reinhard, Mason  
1A-Jeff Faglie, Joey Goode, Knippa

**1990**

SINGLES

5A-Chad Clark, Longview  
4A-Andrew Menter, Dallas Highland Park  
3A-Burke Banda, Austin Lake Travis  
2A-Wes Sheffy, Wall  
1A-Rodney Chant, Eden

DOUBLES

5A-David Flanary, Trey Phillips, Austin Westlake  
4A-Chris Rodriguez, Todd Berquist, New Braunfels  
3A-Guy Clayton, John Adrian, Austin Lake Travis  
2A-Bart Mahnken, Daniel Reinhard, Mason  
1A-Jeffrey Ortiz, Chad Jones, Knippa

**1989**

SINGLES

5A-Dan Oosterhous, Texarkana Texas  
4A-Sean Cobb, Crowley  
3A-Johnny Tallent, Gladewater  
2A-Will Green, Anson  
1A-Wes Sheffy, Mertzton Irion County

DOUBLES

5A-Luke Morrow, Harper Essex, Midland  
4A-Brian Maebius, Brad Worrell, San Antonio Alamo Heights  
3A-Shane Brewer, Stanton Foster, Canyon  
2A-Scott Phillips, Joe Phillips, Franklin  
1A-Johnny Hernandez, Rodney Chant, Eden

**1988**

SINGLES

5A-Alex O'Brien, Amarillo Tascosa  
4A-Hernando Ledezina, West Mesquite  
3A-Glen Turow, Hardin-Jefferson  
2A-Will Green, Anson  
1A-Chris Womack, Lohn

DOUBLES

5A-Doug Peterson, Jeff Lim, Corpus Christi King  
4A-John Nelson, Edward Bator, Corsicana  
3A-Tim Tividad, Jason Clemens, Gilmer  
2A-Clint Reichenau, Bill Fritz Lehmsberg, Mason  
1A-Bryan Lacina, Chris Cox, Chilton

**1987**

SINGLES

5A-Mitch Michulka, Richardson  
4A-Hernando Ledezma, West Mesquite  
3A-Juan Sandoval, Austin Lake Travis



2A-Scott Phillips, Franklin  
1A-Cody Crouch, O'Donnell

DOUBLES

5A-Stephen Dye, Alex O'Brien, Amarillo Tascosa  
4A-Chris Lewis, Steven Connor, Waco Midway  
3A-Kevin Graf, Charles Beever, Pearsall  
2A-Jimmy Dockal, Bill Fritz Lehmborg, Mason  
1A-Todd Hill, Kenny Kern, Nazareth

**1986**

SINGLES

5A-Barry Richards, Klein  
4A-Jon Hochberg, Austin Westlake  
3A-Monte Horne, Marble Falls  
2A-James Schmidt, Mason  
1A-Swint Friday, Barksdale Nueces Canyon

DOUBLES

5A-Todd Elias, Doug Peterson, Corpus Christi King  
4A-Trent Harkrader, Mike Malakoff, San Antonio Alamo Heights  
3A-Brad McCasland, Stacy Rudd, Marble Falls  
2A-Clint Reichenau, Bill Dan Lehmborg, Mason  
1A-Todd Hill, Kenny Kern, Nazareth

**1985**

SINGLES

5A-Barry Richards, Klein



Mark Smith - Austin

4A-Clark Woodson, West Columbia Columbia  
3A-Chris Tibbetts, Whitehouse  
2A-James Schmidt, Mason  
1A-Swint Friday, Barksdale Nueces Canyon

DOUBLES

5A-Brad Rice, Tim Lootens, Klein  
4A-Matt Angell, Lee Burton, Kerrville Tivy  
3A-Ken Cook, Kevin Cook, Rockdale  
2A-Bill Lehmborg, Clint Reichenau, Mason  
1A-Ricky Sifuentes, Jose Chavez, Barksdale Nueces Canyon

**1984**

SINGLES

5A-Chuck Bratka, Alief Elsik  
4A-Tim Juarez, Bastrop  
3A-David Tibbetts, Whitehouse  
2A-Kelly McAfee, Wall  
1A-Swint Friday, Barksdale Nueces Canyon

DOUBLES

5A-Darren Blume, Robert Rutledge, Lubbock Coronado  
4A-Jaime Bond, Doug Roberts, Katy Taylor  
3A-Daniel Cantu, Kevin Graff, Pearsall  
2A-Kyle Hollowell, Ollison Hobbs, Grand Saline  
1A-Joe Chavez, Ricky Sifuentes, Barksdale Nueces Canyon

**1983**

SINGLES

5A-Mark Smith, Austin  
4A-Paul Pearce, Brownwood  
3A-Judd Sanderson, Wills Point  
2A-Kyle Humphrey, Grand Saline  
1A-Swint Friday, Barksdale Nueces Canyon

DOUBLES

5A-Taylor Fyfe, Blake O'Brien, Amarillo Tascosa  
4A-Chris Barton, Scott Nabers, Brownwood  
3A-Greg Martin, McCord Wilson, Coleman  
2A-Bill Johnston, Trey Bradshaw, Junction  
1A-Tommy De Leon, Paul Vasquez, Santa Anna

**1982**

SINGLES

5A-Den Bishop, Wichita Falls  
4A-John Baker, Crowley  
3A-Wade Petty, Pearsall  
2A-Trey Dyer, Baird  
1A-Stuart Burleson, Midland Greenwood

DOUBLES

5A-Scott Meyers, David Meyers, Abilene Cooper  
4A-Chuck Lewis, Joey Fugitt, Waco Midway  
3A-Chris Tibbetts, David Tibbetts, Whitehouse  
2A-Kenneth Langston, Keith Langston, Bullard  
1A-Tommy De Leon, Junior Salazar, Santa Anna

**1981**

SINGLES

5A-Den Bishop, Wichita Falls  
4A-Wesley Munlin, Bridge City  
3A-Steve Moore, Commerce  
2A-Trey Dyer, Baird  
1A-Brett Maxfield, Booker



DOUBLES

5A-Henry Temkin, Kevin Kelley, McAllen  
4A-Paul Pearce, Steve Lyle, Brownwood  
3A-Kim Humphrey, Brent O'Bannon, Grand Saline  
2A-David Holloway, Garvin Hassell, Kerens  
1A-Calvin Shulte, Perry Brockman, Nazareth

**1980**

SINGLES

4A-Tom Weber, League City Clear Creek  
3A-Steve Riza, Cleburne  
2A-David Petty, Pearsall  
1A-Trey Dyer, Baird  
B-Danny Guerrero, Santa Anna

DOUBLES

4A-Hal Morrison, Dave Marks, Corpus Christi King  
3A-Oscar Villareal, Gerry Lewis, Monahans  
2A-Scott Haggard, Todd Mitchell, Kermit  
1A-Ward Broyles, Trini Gonzales, Junction  
B-Norman Gerber, Perry Brockman, Nazareth

**1979**

SINGLES

4A-Sammy Giammalva, Houston Memorial  
3A-Doug Snyder, Austin Westlake  
2A-Daniel Cocanougher, Decatur  
1A-Gary Gardner, Junction  
B-Johnny Cain, Thrall

DOUBLES

4A-David Marks, James Eugenio, Corpus Christi King  
3A-Brad Frazier, Terry Wilkins, Taylor  
2A-Robert Alvarez, David Chavez, Hebbronville  
1A-Trini Gonzales, David Ramos, Junction  
B-Don Eubank, Dick Smith, Santa Anna

**1978**

SINGLES

4A-David Dowlen, Houston Lee  
3A-Joe Lagner, West Columbia Columbia  
2A-Mike Claiborne, Bastrop  
1A-Tim Lehmborg, Mason  
B-Jeffrey Alan Moffet, Colmesneil

DOUBLES

4A-Chris Doan, Talbot Davis, Dallas Highland Park  
3A-David Hays, Dick Suh, Georgetown  
2A-Scott Haggard, Casey Karlik, Kermit  
1A-Kip Welch, Ed Welch, Goldthwaite  
B-Philip Palacios, Keith Edwards, Rocksprings

**1977**

SINGLES

4A-Reed Freeman, Dallas Highland Park  
3A-Bart Bernstein, Wharton  
2A-Robert Cocanougher, Decatur  
1A-Gary Gardner, Junction  
B-Martin Lechuga, Tornillo

DOUBLES

4A-Martin Saldana, Victor Longoria, Corpus Christi Miller  
3A-David Webb, Rusty Conway, Seminole  
2A-Ivan Solis, David Fleuret, La Feria

1A-Scott Siegmund, John Taylor, Aledo  
B-Amaro Villareal, Phillip Palacio, Rocksprings

**1976**

SINGLES

4A-Ricky Meyers, Abilene Cooper  
3A-Van Manning, West Columbia Columbia  
2A-Rex Elmore, Huffman Hargrave  
1A-Rusty Shudde, Sabinal  
B-Leslie Kramer, Barksdale Nueces Canyon

DOUBLES

4A-Rick Perry, Scott Jones, Wichita Falls  
3A-Buck Bernstein, Bart Bernstein, Wharton  
2A-James Luedecke, Daryl Fitzgerald, Columbus  
1A-Dennis Bruington, Mark Hegi, Petersburg  
B-Randy Ward, David Sweeten, Barksdale Nueces Canyon

**1975**

SINGLES

4A-Jim Edwards, El Paso Austin  
3A-Steve Denton, Bishop  
2A-Rex Elmore, Huffman Hargrave  
1A-Rusty Shudde, Sabinal  
B-Dickie Faught, Brownfield Union

DOUBLES

4A-Doug Davis, Charles Key, Lubbock Coronado  
3A-Buck Bernstein, Bart Bernstein, Wharton  
2A-David Houy, Wayne Spiekerman, Burnet  
1A-Mark Hegi, Dennis Bruington, Petersburg  
B-Leslie Kramer, Randy Ward, Barksdale Nueces Canyon

**1974**

SINGLES

4A-Randy Crawford, Fort Worth Southwest  
3A-Steve Denton, Bishop  
2A-Brian Lewis, Austin Westlake  
1A-Tim Brown, Mason  
B-Kyle Walker, La Pryor

DOUBLES

4A-Dan Valentincic, Tut Bartzen, Fort Worth Paschal  
3A-Bart Bernstein, Barney Bernstein, Wharton  
2A-Gary Pyland, Les Slaughter, Hughes Springs  
1A-Keith Taylor, Rusty Shudde, Sabinal  
B-Mike Armstrong, Bobby Nix, Celeste

**1973**

SINGLES

4A-Jon Brotherton, Wichita Falls Rider  
3A-Steve Denton, Bishop  
2A-Ricky Harold, Katy  
1A-Jim Young, Petersburg  
B-James Ward, Barksdale Nueces Canyon

DOUBLES

4A-Bryan Crozier, Tony Eugenio, Corpus Christi King  
3A-Scotty Hoyer, Ray Villareal, Monahans  
2A-Don Adams, John Johnson, Crane  
1A-Carlton Eckert, Hal McMillan, Mason  
B-Michael Armstrong, Bobby Nix, Celeste



**1972**SINGLES

4A-Graham Whaling, Wichita Falls

3A-Steve Denton, Bishop

2A-John Johnson, Crane

1A-Bruce Lehmborg, Mason

B-Russell Letz, Old Glory

DOUBLES

4A-Blake Avera, John Brotherton, Wichita Falls Rider

3A-Fred Scott, Mike Boles, Sweetwater

2A-Jay Box, Don Adams, Crane

1A-Carlton Eckert, Hal McMillan, Mason

B-James Ward, Dennis Ward, Barksdale Nueces Canyon

**1971**SINGLES

4A-Dale Ogden, Hurst Bell

3A-Max Falls, Snyder

2A-Randall Treadwell, Eastland

1A-Chuck Willingham, Sabinal

B-Gerald Anthon, Rocksprings

DOUBLES

4A-Jim Timmins, Mark Nabers, San Antonio Alamo Heights

3A-Billy Hoover, Jerry Mills, College Station A&amp;M Consolidated

2A-Don Adams, Jay Box, Crane

1A-Don Hillis, Earl Kreig, Plains

B-Dennis Ward, James Ward, Barksdale Nueces Canyon

**1970**SINGLES

4A-Howard Butt, Corpus Christi Ray

3A-John Phillips, Snyder

2A-Danny Hubbard, Pearsall

1A-Chuck Willingham, Sabinal

B-Terry Wansley, San Angelo Lakeview

DOUBLES

4A-Dale Corbin, Mark Floye, Wichita Falls

3A-Max Falls, Ronnie Maddux, Snyder

2A-Steven Anderson, David Schroeder, Columbus

1A-Rex Hofman, Bruce Lehmborg, Mason

B-Rod Adamson, Rod Setliff, Turkey

**1969**SINGLES

4A-Ron Touchon, Amarillo Caprock

3A-Mike Mills, College Station A&amp;M Consolidated

2A-Danny Hubbard, Pearsall

1A-Adrian Lanier, Hawkins

B-Terry Wansley, San Angelo Lakeview

DOUBLES

4A-Dan Courson, Jim Mitchell, El Paso Irvin

3A-John Adams, Bruce Mertz, Corsicana

2A-Stephen Anderson, David Schroeder, Columbus

1A-Glenn Brown, Leothus Amos, Hawkins

B-Rod Adamson, Rod Setliff, Turkey

**1968**SINGLES

4A-Frank Walthall, San Antonio Alamo Heights

3A-Mike Mills, College Station A&amp;M Consolidated

2A-Danny Hubbard, Pearsall

1A-Ed Matthews, Santa Rosa

B-David Majors, Turkey

DOUBLES

4A-Dickie Fikes, Ronnie Flores, Corpus Christi Miller

3A-Ronald Cofer, John Cook, Corpus Christi Flour Bluff

2A-Glenn Fletcher, Jackie Box, Crane

1A-Mike Friend, Buddy Stevens, Santa Rosa

B-Mike Craig, Billy Jacoby, Eden

**1967**SINGLES

4A-George Taylor, Houston Lamar

3A-Logan McNatt, Brownwood

2A-Dan Hubbard, Pearsall

1A-Eddie Matthews, Santa Rosa

B-David Majors, Turkey

DOUBLES

4A-Kenny McMillan, Johnny Williams, Fort Worth Arlington Heights

3A-David Griesenbeck, Gary Rauschuber, San Antonio East Central

2A-P.A. Lyon, Richard Booth, Spearman

1A-Mike Friend, Dean Shimek, Santa Rosa

B-Harvey Case, Alton Setliff, Turkey

**1966**SINGLES

4A-Joe Williams, San Angelo Central

3A-Bill Saunders, Brownwood

2A-Jimmy Jackson, Van

1A-Eddie Matthews, Santa Rosa

B-Dale Walker, La Pryor

DOUBLES

4A-Johnny Williams, Kenny McMillan, Fort Worth Arlington Heights

3A-Bobby Boldt, Jimmy Valentine, San Antonio Houston

2A-Billy Cofer, Jimmy Parker, Corpus Christi Flour Bluff

1A-Ken Milam, Dean Shimek, Santa Rosa

B-Harvey Case, Alton Setliff, Turkey

**1965**SINGLES

4A-Scotty Doty, Corpus Christi Ray

3A-Randy McDonald, Pharr-San Juan-Alamo

2A-John Verde, Hardin-Jefferson

1A-Dan O'Bryant, Sabinal

B-Moses Ruiz, Pyote

DOUBLES

4A-Mike Beene, Tommy Hill, Odessa Permian

3A-Joe Simpson, Chuck Brannon, Conroe

2A-Ronnie Sherbert, Jimmy Jackson, Van

1A-Rodney Matthews, Kenneth Milan, Santa Rosa

B-Harvey Case, Alton Setliff, Turkey

**1964**SINGLES

4A-John White, San Angelo Central

3A-Dan Clayton, La Marque

2A-Jimmy Jackson, Van

1A-Dan O'Bryant, Sabinal

B-Joe Tillerson, Celeste

DOUBLES

4A-John Phelps, Woods Matthews, Edinburg

3A-Russell Cook, Robert Faust, La Marque



2A-Tommy Keane, Ronnie Sherbert, Van  
1A-Rodney Matthews, Margarito Lazo, Santa Rosa  
B-Douglas Dodson, Kenneth Chrane, Pyote

**1963**

SINGLES

4A-Cliff Richey, Dallas Highland Park  
3A-Danny Clayton, La Marque  
2A-Eddie Elder, Corpus Christi Flour Bluff  
1A-Dan O'Bryant, Sabinal  
B-Ralph Sandell, Pyote

DOUBLES

4A-Bill Driscoll, David Nelson, Austin  
3A-George Averyt, Danny Pendleton, Andrews  
2A-Tommy Keane, Ronnie Sherbert, Van  
1A-Margarito Lazo, Rodney Matthews, Santa Rosa  
B-Moses Ruiz, Douglas Dodson, Pyote

**1962**

SINGLES

4A-Lamar Roemer, Houston Lamar  
3A-Walter Romine, Sweetwater  
2A-Robert Farmer, West Columbia Columbia  
1A-Kenny Neal, Junction  
B-Ralph Sandell, Pyote

DOUBLES

4A-Gordon Herbert, Frank Jones, Houston Lamar  
3A-Dan Clayton, Clifton Brashier, La Marque  
2A-Jerry Box, John Hoestenback, Crane  
1A-Robert Darden, Von McClure, Clyde  
B-Dan Keith, Dan O'Bryant, Sabinal

**1961**

SINGLES

4A-Edward Newman, SA Jefferson  
3A-Gene Pebbles, El Campo  
2A-Richard Barker, San Saba  
1A-Greer Kothmann, Junction  
B-Ralph Sandell, Pyote

DOUBLES

4A-Dale McCleary, Leslie Berkes, Houston Lamar  
3A-David Alcorta, Johnny Van Hoozer, Kerrville Tivy  
2A-Charles Williams, Larry Don Bourke, San Saba  
1A-Bob Neil, Jerry Dechert, Junction  
B-Charles Chrane, Alfonso Natividad, Pyote

**1960**

SINGLES

4A-Edward Newman, San Antonio Jefferson  
3A-Bob Rader, Corsicana  
2A-Richard Barber, San Saba  
1A-Greer Kothmann, Junction  
B-Ralph Sandell, Pyote

DOUBLES

4A-Robert Peterson, Jim Garlick, Wichita Falls  
3A-Beau Sutherland, Kelby Brown, Kerrville Tivy  
2A-Joe Deslette, Mike Jones, Van  
1A-Jerry Dechert, Bob Neil, Junction  
B-Charlie Chrane, Alfonso Natividad, Pyote

**1959**

SINGLES

4A-Jack Kamrath, Houston Lamar  
3A-Kenneth Uselton, Gladewater  
2A-John Heath, Deer Park  
1A-Greer Kothmann, Junction  
B-Charlie Chrane, Pyote

DOUBLES

4A-Paul Christian, Lilliard Jackson, Wichita Falls  
3A-John Simmons, Mark Latham, Greenville  
2A-Billy Jackson, Bill Lester, Freer  
1A-Johnny Paylor, Paul Kniffen, Clyde  
B-Alfonso Natividad, Eduardo Natividad, Pyote

**1958**

SINGLES

2A-Mac White, Corpus Christi Ray  
1A-John Heath, Deer Park  
B-Greer Kothmann, Junction

DOUBLES

2A-Tommy Howorth, Earl Van Zandt, Fort Worth Paschal  
1A-Frank Street, Eddie Chapen, Commerce  
B-James Vandergriff, Van Hubbard, Holliday

**1957**

SINGLES

2A-Paul Como, Baytown  
1A-Jimmy Hassman, San Antonio Houston  
B-Hugh Tucker, Clyde

DOUBLES

2A-Stan Ament, Doug Bashrum, Baytown  
1A-Bill Carpenter, H.O. Muecke, Kames City  
B-Van Hubbard, James Vandergriff, Holliday

**1956**

SINGLES

2A-Eddie Sledge, Dallas Highland Park  
1A-Jimmy Hassman, San Antonio Houston  
B-Eddie Strayhorn, Pyote

DOUBLES

2A-Paul Como, Doug Bashrum, Baytown  
1A-Gregorio Almarez, Raul Mireles, Falfurrias  
B-Ken Craven, Tom Porter, Junction

**1955**

SINGLES

2A-Richard Keeton, Austin  
1A-Bobby Atkins, Rosenberg Lamar Consolidated  
B-Kemp Pace, Overton

DOUBLES

2A-Doug Bashrum, Paul Como, Baytown  
1A-Billy Roye, Harvey Barber, Alvin  
B-Gene Cook, Johnny Kniffen, Clyde

**1954**

SINGLES

2A-Paul Wilkins, Baytown  
1A-Glen Hull, Freer  
B-Freddie Kniffen, Clyde

**DOUBLES**

2A-Laurence Becker, Richard Keeton, Austin  
1A-John Meddlin, Larry Patterson, Freer  
B-Eddie Strayhorn, Joe Smith, Pyote

**1953****SINGLES**

2A-James Schmidt, Galveston Ball  
1A-B-Buddy Walker, Garland

**DOUBLES**

2A-Rob Middleton, Tommy Roberts, Baytown Lee  
1A-B-Jerry Shelton, Barry Pelton, Garland

**1952****SINGLES**

2A-James Schmidt, Galveston Ball  
1A-B-Don Campbell, Brady

**DOUBLES**

2A-Rob Middleton, Rollin Russell, Baytown Lee  
1A-B-Buddy Walker, Barry Pelton, Garland

**1951****SINGLES**

2A-John Hernandez, San Antonio Jefferson  
1A-B-John Zimmerman, Cuero

**DOUBLES**

2A-Rob Middleton, Rollin Russell, Baytown Lee  
1A-B-Buddy Walker, Barry Pelton, Garland

**1950****SINGLES**

CITY-John Hernandez, San Antonio Jefferson  
2A-Walton Miller, Dallas Highland Park  
1A-B-Manuel Hinojosa, Benavides

**DOUBLES**

CITY-Ronnie Wolf, Dale Miller, San Antonio Jefferson  
2A-Tommy Springer, Teddy Pye, El Paso  
1A-B-Charles Gordon, Melvin O'Mealey, Pharr-San Juan-Alamo

**1949****SINGLES**

CITY-John Hernandez, San Antonio Jefferson  
2A-Bill Harris, Corpus Christi Miller

1A-B-Rod Williams, Garland

**DOUBLES**

CITY-Larry Goldbeck, Dan Waggoner, San Antonio Brackenridge  
2A-Wayne Bennett, Dan Stansberry, Dallas Highland Park  
1A-B-Earl Caldwell, Melvin O'Mealey, Pharr-San Juan-Alamo

**1948****SINGLES**

CITY-Aaron Cohen, San Antonio Jefferson  
2A-Julian Oates, Waco  
1A-B-Merwyn McCully, Crane

**DOUBLES**

CITY-Danny Perkins, Jack Emmert, San Antonio Brackenridge  
2A-Bill Harris, Royce Tate, Corpus Christi Miller  
1A-B-Hardy Loe, Gene St. John, Alice

**1947****SINGLES**

Dixon Osborne, Dallas Highland Park

**DOUBLES**

Bob Alexander, Julian Oates, Waco

**1946****SINGLES**

Jason Morton, Houston Lamar

**DOUBLES**

Bobby Harris, Alan Hardy, Corpus Christi Miller

**1945****SINGLES**

Dick Savitt, El Paso

**DOUBLES**

Ed Chew, F. Borger, El Paso

**1944****SINGLES**

Bernard Bartzen, San Angelo

**DOUBLES**

Bobby Goldfarb, Ed Chew, El Paso

**1943****SINGLES**

Bernard Bartzen, San Angelo

**DOUBLES**

Chick Harris, Winston Ellis, Corpus Christi Miller

**1942****SINGLES**

Clarence Mabry, Alice

**DOUBLES**

Jack Hight, Bernard Bartzen, San Angelo

**1941****SINGLES**

Dick Elliott, Trinity

**DOUBLES**

Frank Whaley, Gordon Best, Corpus Christi Miller

**1940****SINGLES**

Walter Driver, El Paso Austin

**DOUBLES**

Robert Lovelace, Frank Whaley, Corpus Christi Miller

**1939****SINGLES**

Glenn Hewitt, Houston Lamar

**DOUBLES**

Ben Weil, Robert Lovelace, Corpus Christi Miller





**1938**

SINGLES

Bobby Curtis, Houston Reagan

DOUBLES

Bruce Kellam, Ralph Eads, Robstown

**1937**

SINGLES

Bobby Curtis, Houston Heights

DOUBLES

Edward "Moe" Brown, Edward "Lefty" Brown, Waco

**1936**

SINGLES

Bobby Curtis, Houston Hrights

DOUBLES

Edward Brown, Charles Turner, Waco

**1935**

SINGLES

Steve Latham, Mason

DOUBLES

Maurice Fincher, Kendall Jones, Abilene

**1934**

SINGLES

Bobby Kamrath, Austin

DOUBLES

Bobby Kamrath, Edgar Weller, Austin

**1933**

SINGLES

Paschal Walthall, San Antonio Jefferson

DOUBLES

Bobby Kamrath, Edgar Weller, Austin

**1932**

SINGLES

Jack Taylor, Austin

DOUBLES

George Ball, Russell Ball, El Paso

**1931**

SINGLES

Leo Brady, Abilene

DOUBLES

Grady Gray, Bruce Baxter, Austin

**1930**

SINGLES

W. Hess, Fort Worth Paschal

DOUBLES

Leo Brady, Francis Moore, Abilene

**1929**

SINGLES

Doc Barr, Dallas Oak Cliff

DOUBLES

Doc Barr, Hugh Freasier, Dallas Oak Cliff

**1928**

SINGLES

Karl Kamrath, Austin

DOUBLES

George Cound, William Cound, El Paso

**1927**

SINGLES

Earl Taylor, Austin

DOUBLES

Earl Taylor, Karl Kamrath, Austin

**1926**

SINGLES

Lawrence Quick, Dallas Oak Cliff

DOUBLES

Bruce Barnes, Earl Taylor, Austin

**1925**

SINGLES

Lawrence Quick, Dallas Oak Cliff

DOUBLES

Charles Sloan, Mitchell Darby, Houston Central

**1924**

SINGLES

Lawrence Quick, Dallas Oak Cliff

DOUBLES

Berkeley Bell, Leon Ammann, Austin

**1923**

SINGLES

William Powers, Wichita Falls

DOUBLES

Tom Mayes, Fred Royer, Dallas Oak Cliff

**1922**

SINGLES

John Barr, Dallas Oak Cliff

DOUBLES

Douglas Bush, Allen Smith, Waco

**1921**

SINGLES

Louis Thalheimer, Dallas Oak Cliff

DOUBLES

Louis Thalheimer, John Barr, Dallas Oak Cliff



## 1920

### SINGLES

Lewis White, Austin

### DOUBLES

Charles Willis, Seth Birdwell, Tyler

## 1919

### SINGLES

Dewey Smalley, Cuero

### DOUBLES

Dewey Smalley, Albert Leissner, Cuero

## 1918

### DOUBLES

John Wilson, Charles Wilson, Hondo

## 1917

### DOUBLES

Spohn Welch, Leslie Coleman, Corpus Christi Miller

## 1916

### DOUBLES

Fritz Daniels, Charles Granger, Austin

## 1915

### DOUBLES

D. Childress, C. Triggs, Cameron

## 1914

### DOUBLES

Everett Rittenour, Curtis Walker, Beeville

## FOUR-TIME STATE CHAMPIONS

Name, School	Titles
Greer Kothmann, Junction	B:1958-S; 1A:1959-S, 60-S, 61-S
Ralph Sandell, Pyote	B:1960-S, 61-S, 62-S, 63-S
Dan O'Bryant, Sabinal	B:1962-D; 1A:63-S, 64-S, 65-S
Danny Hubbard, Pearsall	2A:1967-S, 68-S, 69-S, 70-S
Steve Denton, Bishop	3A:1972-S, 73-S, 74-S, 75-S
Bart Bernstein, Wharton	3A:1974-S, 75-S, 76-S, 77-D
Swint Friday, Barksdale Nueces Canyon	1A:1983-S, 84-S, 85-S, 86-S
Bill Lehmborg, Mason	2A: 1985-D, 86-D, 87-D, 88-D
Clint Reichenau, Mason	2A: 1985-D, 86-D, 87-D, 88-D
Ben Fortune, San Antonio Cole	2A:1995-S, 96-S; 3A:1997-S, 98-S
Colter Williams, Rotan	1A:2001-S, 02-S, 03-S, 04-S
Austin Klores, Franklin	2A:2005-S, 06-S, 07-S, 08-S
Matt Banner, Mason	1A:2009-S, 10-S, 11-S, 12-S
Riley Rambo, Menard	1A:2011-MD, 12-MD, 13-MD, 14-MD
Reese Cook, Tuscola Jim Ned	2A:2013-S, 14-S; 3A:2015-S, 16-S
Dillon Humpal, Corpus Christi London	2A:2014-S, 15-S, 16-S; 3A:2017-S

## THREE-TIME STATE CHAMPIONS

Name, School	Titles
Lawrence Quick, Dallas Oak Cliff	ALL: 1924-S, 25-S, 26-S
Bobby Kamrath, Austin	ALL: 1933-D, 34-S, 34-D
Bobby Curtis, Houston Heights	ALL: 1936-S, 37-S, 38-S

Rob Middleton, Baytown Lee	2A: 1951-D, 52-D, 53-D
Barry Pelton, Garland	1A-B: 1951-D, 52-D, 53-D
Buddy Walker, Garland	1A-B: 1951-D, 52-D, 53-D
Doug Bashrum, Baytown	2A: 1955-D, 56-D, 57-D
Paul Como, Baytown	2A: 1955-D, 56-D, 57-S
Don Adams, Crane	2A: 1971-D, 72-D, 73-D
Trent Dyer, Baird	1A: 1980-S, 81-S, 82-S
Satyen Patel, Canyon	3A: 1991-D, 93-S, 93-D
Luke Hawk, Clyde	3A: 2004-S, 05-S, 06-S
Andy Cariens, Levelland	3A: 2005-D, 06-D, 07-S
Jake Russ, Franklin	2A: 2007-MD, 08-MD, 09-MD
Colin Bumann, Abilene Wylie	3A: 2010-D, 11-D, 12-D
Bryson Fowlkes, Abilene Wylie	3A: 2010-D, 11-D, 12-D
Rayce Roberson, Abilene Wylie	3A: 2012-S, 13-S, 14-S
Dominic Gibson, Lenorah Grady	1A: 2016-S, 17-S, 18-S
Colton Chitsey, Wall	3A:2016-MD, 18-D, 19-D
Roman Coe, Mason	2A:2017-D, 18-D, 19-D
Ethan Powell, Mason	2A:2017-MD, 18-D, 19-D
Texas Ranger Schmidt, Barksdale Nueces Canyon	1A:2019-S, 2021-S, 2022-S
Noey Do, Fort Bend Kempner	5A:2022-S, 2023-S, 2024-S



Austin Klores - Franklin

### First year of UIL competition: 1993-94

#### State Tournament Structure

Softball was sanctioned in 1993 with Conference 5A. From 1994-95, Conference 3A was added. Conferences 2A-5A were played from 1996-2000. Conference 1A joined the schedule in 2001. With the addition of Conference 6A to the UIL in 2015, all conferences were elevated one level and Conference 1A was discontinued. In 2017 a conference 1A playoff bracket and state champion were added, with conferences 1A and 2A aligned together throughout district play.

#### Evolution of UIL Softball State Tournament

Season	# Playoff Teams advancing from each district
1993	2 teams 5A
1994-95	2 Teams 3A&5A
1996	3 teams 5A; 2 teams other conferences
1997-98	3 teams 4A-5A; 2 teams other conferences

1999-00	3 teams all conferences
2001-06	3 teams 2A-5A; 2 teams 1A
2007-08	4 teams 5A; 3 teams other conferences
2009-13	4 teams 4A-5A; 3 teams 1A-3A
2014	4 teams 2A-5A; 3 teams 1A
2015	4 teams 3A-6A; 3 teams 2A
2016	4 teams 2A-6A
2017-	4 teams 2A-6A; 2 teams 1A (Aligned w/ 2A Reg. Season)

#### Location History

The state tournament has been held in three locations during its history. The event started in Austin at the Pleasant Valley Sports Complex (1993-2000), before ending up at its current location in Austin on the campus of the University of Texas at McCombs Field (2001-). The Conference 1A Semifinals were played at Dee Dillon Field in Belton on the campus of Mary Hardin-Baylor from 2017-19. (Note: The championship games of some conferences were played at McCombs Field in 1998 and 2000.)



D'Hanis - 2019 Conference 1A Softball Champions





## TEAM CHAMPIONS

### 2024

6A-Weslaco (37-6)  
 5A-Melissa (38-2-1)  
 4A-Corpus Christi Calallen (34-2)  
 3A-Coahoma (32-0)  
 2A-Shiner (33-3)  
 1A-Jonesboro (23-7)

### 2023

6A-Pearland (41-3)  
 5A-Montgomery Lake Creek (40-0)  
 4A-Corpus Christi Calallen (30-6-2)  
 3A-Coahoma (36-3)  
 2A-Weimar (40-6-1)  
 1A-Hermleigh (22-6)

### 2022

6A-Northside O'Connor (32-1)  
 5A-Montgomery Lake Creek (44-1)  
 4A-Liberty (38-6)  
 3A-Hallettsville (35-3)  
 2A-Crawford (29-2)  
 1A-D'Hanis (24-7-1)

### 2021

6A-Deer Park (40-8)  
 5A-Mont Belvieu Barbers Hill (42-2)  
 4A-Liberty (33-7)  
 3A-Rains (39-1)  
 2A-Stamford (32-5)  
 1A-Dodd City (17-3)

### 2020

(Cancelled due to COVID-19 Pandemic)

### 2019

6A-Katy (37-2)  
 5A-Angleton (39-2)  
 4A-Huffman Hargrave (38-7-1)  
 3A-Rains (34-1)  
 2A-Crawford (36-3)  
 1A-D'Hanis (24-7-1)

### 2018

6A-Humble Atascocita (35-7)  
 5A-Forney (33-6)  
 4A-Liberty (31-13)  
 3A-Santa Gertrudis Academy (40-1)  
 2A-Bells (28-8)  
 1A-Slocum (19-3)

### 2017

6A-Keller (35-6-1)  
 5A-Lewisville The Colony (33-7)  
 4A-Krum (39-4)  
 3A-Little River-Academy (37-8)  
 2A-Bells (32-3)  
 1A-Slocum (19-14)

### 2016

6A-Keller (32-7)  
 5A-North Richland Hills Birdville (30-10)  
 4A-La Grange (40-2)  
 3A-West (36-7)  
 2A-Shiner (31-5)

### 2015

6A-Katy (36-6)  
 5A-Aledo (23-1)  
 4A-Huffman Hargrave (30-5)  
 3A-East Bernard (37-2)  
 2A-Shiner (30-5-1)

### 2014

5A-Deer Park (39-6)  
 4A-Aledo (33-4)  
 3A-La Grange (40-2)  
 2A-Crawford (35-1-1)  
 1A-Weimar (24-8-1)

### 2013

5A-Lewisville (31-13)  
 4A-Buda Hays (32-10)  
 3A-Hudson (38-7-1)  
 2A-Pilot Point (40-2-1)  
 1A-Weimar (35-3)

### 2012

5A-Deer Park (31-8)  
 4A-Comal Smithson Valley (30-6)  
 3A-Lufkin Hudson (36-5)  
 2A-Crawford (36-2)  
 1A-Flatonia (30-5)

### 2011

5A-Conroe The Woodlands (44-1)  
 4A-Santa Fe (37-6)  
 3A-Celina (36-6-3)  
 2A-Danbury (39-3)  
 1A-Shiner (32-4)

### 2010

5A-Pearland (37-6-1)  
 4A-Waco Midway (36-5-1)  
 3A-Paris North Lamar (35-5)  
 2A-George West (33-6)  
 1A-Forsan (28-4)

### 2009

5A-Comal Smithson Valley (30-5)  
 4A-New Braunfels Canyon (38-3)  
 3A-Needville (35-8)  
 2A-Brock (31-8)  
 1A-Forsan (26-9)

### 2008

5A-Alvin (35-9)  
 4A-Aledo (38-1-1)  
 3A-Huntington (30-3-1)  
 2A-East Bernard (30-4-1)  
 1A-Shiner (24-6)

### 2007

5A-Garland (38-9-2)  
 4A-Boerne (38-9)  
 3A-Castroville Medina Valley (34-11)  
 2A-Troy (35-3)  
 1A-Bosqueville (26-7)

### 2006

5A-Garland (35-2)  
 4A-Orange Little Cypress-Mauriceville (30-2)  
 3A-West Columbia Columbia (37-1)  
 2A-Weimar (27-9)  
 1A-Clyde Eula (27-5)

### 2005

5A-Keller (35-2)  
 4A-Brenham (38-5-1)  
 3A-La Grange (25-12)  
 2A-Elysian Fields (34-10-1)  
 1A-Windthorst (18-7)

### 2004

5A-Fort Bend Elkins (39-0)  
 4A-Crowley (27-6)  
 3A-Lindale (22-4-2)  
 2A-Danbury (26-5)  
 1A-Windthorst (19-3)



Lindale - 2004 Conference 3A Softball State Champions



Coppell - 2001 Conference 5A Softball Champions

**2003**

- 5A-Keller (31-5)
- 4A-Crowley (31-2)
- 3A-Kirbyville (29-2)
- 2A-Weimar (31-2)
- 1A-Flatonia (18-11)

**2002**

- 5A-Bryan (33-7)
- 4A-Frisco (36-1)
- 3A-Splendora (30-4)
- 2A-Weimar (32-1-1)
- 1A-Shiner (16-5)

**2001**

- 5A-Coppell (29-1)
- 4A-Comal Smithson Valley (31-5)
- 3A-Sanger (25-2-1)
- 2A-Archer City (23-3)
- 1A-Shiner (22-4)

**2000**

- 5A-Freepport Brazosport (37-0)
- 4A-Weatherford (34-0)
- 3A-Kennedale (26-6-1)
- 2A-Troy (21-8)

**1999**

- 5A-North Richland Hills Richland (33-10-1)
- 4A-Magnolia (35-3)
- 3A-Robinson (23-4)
- 2A-Alto (38-2)

**1998**

- 5A-Klein Oak (29-9)
- 4A-Waco Midway (31-3-2)
- 3A-Kennedale (26-5-2)
- 2A-Coahoma (24-7)

**1997**

- 5A-Pasadena Dobie (17-13)
- 4A-La Marque (25-8-1)
- 3A-Pollock Central (26-6)
- 2A-Hawley (32-1-1)

**1996**

- 5A-Pearland (30-6)
- 4A-Brenham (34-7-1)
- 3A-Sweeny (25-5)
- 2A-Blooming Grove (20-6)

**1995**

- 5A-Pasadena Dobie (33-0)
- 3A-Hawley (23-2)

**1994**

- 5A-Angleton (24-8)
- 3A-Mount Vernon (20-1)

**1993**

- 5A-Pasadena Dobie (24-3)

**MOST TITLES**

School	Titles
Shiner	7
Weimar	6
Crawford	4
Keller	4
Aledo	3
Coahoma	3
Comal Smithson Valley	3
Deer Park	3
La Grange	3
Liberty	3
Pasadena Dobie	3
Pearland	3

**MOST APPEARANCES**

School	Appearances
Coahoma	13
Shiner	13
Waco Midway	11
Weimar	10
Keller	9
Brock	8
Crawford	8
Aledo	7
Comal Smithson Valley	7
Pearland	7

Deer Park	6
D'Hanis	6
Dodd City	6
Northside O'Connor	6
Slocum	6
West	6

**MOST COACHING TITLES**

Coach	Titles
<b>School (Years)</b>	
Kirk Allen	4
Crawford (2A:2012,14,19,22)	
Roger Maupin	4
Weimar (2A:2006; 1A:2013-14; 2A:2023)	
Bryan Poehler	4
Aledo (4A:2014; 5A-2015), Keller (6A:2016-17)	
Kristina Stephens	4
Bells (2A:2017-18)	
Montgomery Lake Creek (5A: 2022-23)	
Karen Slack	3
Liberty (4A:2018,21-22)	
Carrie Austgen	2
Deer Park (5A:2012,14)	
Arthur Behrend	2
LaGrange (3A:2014; 4A:16)	
Steven Cerny	2
Shiner (2A:2015-16)	
Laneigh Clark	2
Pearland (5A: 2010; 6A:2023)	
Wayne Daigle	2
Comal Smithson Valley (4A:2001; 5A:09)	
Scott DeLozier	2
Rains (3A: 2019,21)	
Jimmy Eby	2
Hudson (3A:2012-13)	
Rhonda Foster	2
Pasadena Dobie (5A:1995,97)	
Moe Fritz	2
Keller (5A:2003,05)	
Aaron Fuller	2
Buda Hays (4A:2013), MB Barbers Hill (5A:2021)	
David Goetz	2
Shiner (1A:2001-02)	
Kalum Haack	2
Katy (6A:2015,19)	
Melissa Hansen	2
Danbury (2A:2004,11)	
Dorris Hattermann	2
Weimar (2A:2002-03)	
David Ives	2
Slocum (1A:2017-18)	
Rita Jordan	2
Hawley (3A:1995; 2A:97)	
Jeff Lemons	2
Aledo (4A:2014; 5A:15)	
Teresa Flores Lentz	2
CC Calallen (4A:2023-24)	
Jose Martinez	2
D'Hanis (1A: 2019, 22)	
Mark McCorkle	2
Windthorst (1A:2004-05)	
Laura Moore	2
Crowley (4A:2003-04)	
Cindy Mosteller	2
Garland (5A:2006-07)	
Alexander Orosco	2
Coahoma (3A: 2023-24)	
Shanna Roberts	2
Forsan (1A:2009-10)	





- Sherry Rogers 2  
*Waco Midway (4A:1998,2010)*
- Brandon Siegel 2  
*Shiner (1A:2008,11)*
- Rodney Stryk 2  
*Flatonia (1A:2003,12)*
- Amy Vidal-Bush 2  
*East Bernard (2A:2008), Deer Park (6A-2021)*

## RECORD BOOK

### 6A

#### INDIVIDUAL (BATTING)

- Runs Scored -- 3 --** Tori Whillock, Katy (vs. Klein Collins) 2019; Mia Cantu, Klein Collins (vs. Comal Canyon) 2019; Kylee Jacks, Klein Collins (vs. Comal Canyon) 2019; Lauren Bazan, Humble Atascocita (vs. Plano) 2018; Anna Olejniczak, Humble Kingwood (vs. Deer Park) 2013; Haley Harrison, Deer Park (vs. Northside O'Connor) 2012; Haley Harrison, Deer Park (vs. Klein Collins) 2012; Shay Rossow, Austin Bowie (vs. Tomball) 2010; Kirsten Shortridge, Keller (vs. Smithson Valley) 2006; Heather Martinez, Pasadena Dobie (vs. Humble) 1995; Crystal Conn, Tomball (vs. Marshall) 1994; Heather Martinez, Pasadena Dobie (vs. El Paso Bel Air) 1993
- Runs Scored (Tournament) -- 6 --** Haley Harrison, Deer Park, 2012
- Hits -- 4 --** Dayla Hinojosa, Weslaco (vs. Denton Guyer) 2024; Kaylynn Jones, Denton Guyer (vs. Weslaco) 2024; Briana Williams, Denton Guyer (vs. Weslaco) 2024; Tia Warsaw, Mansfield Lake Ridge (vs. Deer Park) 2022; Kenedy Hines, Klein Collins (vs. Comal Canyon) 2019; Angelica Gonzales, Klein Collins (vs. Plano East) 2012; Heather Martinez, Pasadena Dobie (vs. El Paso Bel Air) 1993; Stacy Chambers, Humble Kingwood (vs. El Paso Bel Air) 1993
- Hits (Tournament) -- 5 --** Dayla Hinojosa, Weslaco, 2024; Lauren Bazan, Humble Atascocita; Devann Hebert, Deer Park, 2014; Sidney Salmans, Conroe The Woodlands, 2014; Haley Harrison, Deer Park, 2012; Caitlin Plocheck, Deer Park, 2012; Kristen Davenport, Deer Park, 2012; Alana Tinker, Deer Park, 2012; Krystle Huey, Garland, 2006; Kirsten Shortridge, Keller, 2006; Heather Martinez, Pasadena Dobie, 1995
- Doubles (Tournament) -- 3 --** Leighann Goode, Northside O'Connor, 2022
- Triples (Tournament) -- 2 --** Jacqueline Ramos, Austin Bowie, 2017; Arianna Zernial, Humble Kingwood, 2013; Brianna Love, Garland, 2006
- Home Runs (Tournament) -- 2 --** Jayden Sadler, Waco Midway, 2024; DaNia Durr, Waco Midway, 2024; Jada Munoz, Northside O'Connor, 2022; Caitlin Plocheck, Deer Park, 2014
- Runs Batted In -- 5 --** Christa Williams, Pasadena Dobie (vs. Humble) 1995
- Runs Batted In (Tournament) -- 6 --** Kristen Davenport, Deer Park, 2012
- Walks -- 3 --** DaNia Durr, Waco Midway (vs. Humble Kingwood) 2024; Catarina Esteves, Austin Bowie (vs. Northside Brennan) 2017; Amber Jasso, San Benito (vs. Lewisville) 2013; Matte Haack, Katy (vs. Garland) 2007
- Walks (Tournament) -- 4 --** Kourtney Williams, Keller, 2016

#### INDIVIDUAL (PITCHING)

- Strikeouts -- 22 --** Kirsten Shortridge, Keller (vs. Garland) (15 innings), 2005

- Strikeouts (Tournament) -- 34 --** Kirsten Shortridge, Keller, 2005; Nicole Neuerburg, Freeport Brazosport, 2000
- Perfect Games --** Christa Williams, Pasadena Dobie (vs. Plano East) 1995 (6 Innings)
- No-Hitters --** Christa Williams, Pasadena Dobie (vs. Humble) 1995 (6 Innings); Melissa Coronado, Pearland (vs. Keller) 1996 (9 Innings)

#### INDIVIDUAL (BASERUNNING)

- Stolen Bases -- 4 --** Sidney Salmans, Conroe The Woodlands (vs. San Antonio Southwest) 2014
- Stolen Bases (Tournament) -- 5 --** Sidney Salmans, Conroe The Woodlands, 2014

#### TEAM (BATTING)

- Runs Scored -- 13 --** Deer Park (vs. Northside O'Connor) 2012; Angleton (vs. Tomball) 1994; Tomball (vs. Northside Marshall) 1994
- Runs Scored (Inning) -- 10 --** Deer Park (vs. Northside O'Connor) 2012
- Runs Scored (Tournament) -- 19 --** Deer Park, 2012
- Runs Scored (Combined-Game) -- 15 --** Deer Park vs. Northside O'Connor, 2012; Angleton, vs. Tomball, 1994
- Hits -- 17 --** Tomball (vs. Marshall) 1994; Pasadena Dobie (vs. El Paso Bel Air) 1993
- Hits (Tournament) -- 28 --** Deer Park, 2012
- Doubles -- 4 --** Northside O'Connor (vs. El Paso Americas) 2022; San Antonio Southwest (vs. Conroe The Woodlands) 2014
- Doubles (Tournament) -- 6 --** Northside O'Connor, 2022
- Triples -- 2 --** Denton Guyer (vs. Weslaco) 2024; Comal Canyon (vs. Conroe Oak Ridge) 2018; Conroe The Woodlands (vs. Pearland) 2011
- Triples (Tournament) -- 2 --** Denton Guyer, 2024; Comal Canyon, 2018; Austin Bowie, 2017; Humble Kingwood, 2013; Conroe The Woodlands, 2011
- Home Runs -- 4 --** Waco Midway (vs. Weslaco) 2024
- Home Runs (Tournament) -- 5 --** Waco Midway, 2024
- Runs Batted In -- 13 --** Deer Park (vs. Northside O'Connor) 2012; Angleton (vs. Tomball) 1994
- Runs Batted In (Tournament) -- 18 --** Deer Park, 2012
- Walks -- 10 --** Waco Midway (vs. Humble Kingwood) 2024
- Walks (Tournament) -- 13 --** Keller, 2016

#### TEAM (BASERUNNING)

- Stolen Bases -- 9 --** Conroe The Woodlands (vs. San Antonio Southwest) 2014
- Stolen Bases (Tournament) -- 13 --** Conroe The Woodlands, 2014

### 5A

#### INDIVIDUAL (BATTING)

- Runs Scored -- 4 --** Clarissa Gonzalez, Buda Hays (vs. Lucas Lovejoy) 2013
- Runs Scored (Tournament) -- 5 --** Madelyn Lopez, Montgomery Lake Creek, 2022; Carmen Uribe, Montgomery Lake Creek, 2022; Clarissa Gonzalez, Buda Hays, 2013; Megan Armistead, Montgomery, 2012; Megan Hill, Comal Smithson Valley, 2012
- Hits -- 4 --** Gianna Valforte, N. Richland Hills Birdville (vs. Frisco) 2016; Clarissa Gonzalez, Buda Hays (vs. Lucas Lovejoy) 2013; Sara Williamson, Weatherford (vs. Comal Smithson Valley) 1999; Angela Faust, Waco Midway (vs. Colleyville Heritage) 1998
- Hits (Tournament) -- 7 --** Gianna Valforte, North

- Richland Hills Birdville, 2016
- Doubles (Tournament) -- 3 --** Elena Garcia, North Richland Hills Birdville, 2016; Donna Ulrickson, Weatherford, 2000
- Triples (Tournament) -- 2 --** Riley Sartain, Aledo, 2014; Devon Tunning, Montgomery, 2012
- Home Runs (Tournament) -- 2 --** Caigan Crabtree, Melissa, 2024
- Runs Batted In -- 5 --** Nicole Ochotnicki, Cedar Park Vista Ridge (vs. Hallsville) 2015
- Runs Batted In (Tournament) -- 6 --** Caigan Crabtree, Melissa, 2024
- Walks -- 3 --** Jacee Hamlin, Lewisville The Colony (vs. Corpus Christi Calallen) 2019; Hannah Earls, Willis (vs. Dripping Springs) 2017; Macy Baker, Crowley (vs. Mesquite Poteet) 2003; Niki Olsen, Weatherford (vs. Comal Smithson Valley) 1999
- Walks (Tournament) -- 3 --** Lexi Sandoval, Harlingen South, 2024; Jacee Hamlin, Lewisville The Colony, 2019; Hannah Earls, Willis, 2017; McKaylee Pittman, Aledo, 2008; Cody Trahan, Little Cypress-Mauriceville, 2006; Macy Baker, Crowley, 2003; Niki Olsen, Weatherford, 1999; Kiamesha Rogers, La Marque, 1997

#### INDIVIDUAL (PITCHING)

- Strikeouts -- 22 --** Whitney Canion, Aledo (vs. Nederland) 2008
- Strikeouts (Tournament) -- 34 --** Cody Trahan, Little Cypress-Mauriceville, 2006; Meagan Denny, Crowley, 2004
- Perfect Games --** Jamie Kemper, Brenham (vs. Brownwood) 1996 (5 Innings)
- No-Hitters --** Demetria Douglas, La Marque (vs. Beeville Jones) 1997 (7 Innings); Kemetria Ward, Waco Midway (vs. Magnolia) 2010 (8 Innings)

#### INDIVIDUAL (BASERUNNING)

- Stolen Bases -- 3 --** Macy Graf, Aledo (vs. Mt. Belview Barbers Hill) 2021; Mia Scott, Angleton (vs. Forney) 2019; Jacee Hamlin, Lewisville The Colony (vs. Willis)



Christia Williams - Pasadena Dobie





2017

**Stolen Bases (Tournament) -- 4 --** Macy Graf, Aledo, 2021

**TEAM (BATTING)**

**Runs Scored -- 12 --** Cedar Park Vista Ridge (vs. Hallsville) 2015

**Runs Scored (Inning) -- 8 --** Comal Smithson Valley (vs. Waco Midway) 2012

**Runs Scored (Tournament) -- 20 --** Comal Smithson Valley, 2012

**Runs Scored (Combined-Game) -- 20 --** Comal Smithson Valley vs. Waco Midway, 2012

**Hits -- 17 --** Cedar Park Vista Ridge (vs. Hallsville) 2015

**Hits (Tournament) -- 30 --** Lucas Lovejoy, 2013

**Doubles -- 5 --** Richmond Foster (vs. Fort Worth Arlington Heights) 2018

**Doubles (Tournament) -- 7 --** North Richland Hills Birdville, 2016

**Triples -- 2 --** Georgetown (vs. Aledo) 2021; Aledo (vs. Buda Hays) 2014; Montgomery (vs. Forney) 2012; Brenham (vs. Comal Smithson Valley) 2002; Weatherford (vs. Brenham) 2000

**Triples (Tournament) -- 2 --** Georgetown, 2021; Aledo, 2014; Ennis, 2014; Montgomery, 2012; Brenham, 2002; Weatherford, 2000

**Home Runs -- 2 --** Melissa (vs. Harlingen South) 2024; Aledo (vs. Georgetown) 2021

**Home Runs (Tournament) -- 3 --** Melissa, 2024

**Runs Batted In -- 11 --** Cedar Park Vista Ridge (vs. Hallsville) 2015; Buda Hays (vs. Lucas Lovejoy) 2013; Montgomery (vs. Forney) 2012

**Runs Batted In (Tournament) -- 19 --** Montgomery, 2012

**Walks -- 6 --** Harlingen South (vs. Aledo) 2024; Aledo (vs. Georgetown) 2021; Lewisville The Colony (vs. Corpus Christi Calallen) 2019; Aledo (vs. Ennis) 2014

**Walks (Tournament) -- 9 --** Aledo, 2021; Lucas Lovejoy, 2013

**TEAM (BASERUNNING)**

**Stolen Bases -- 8 --** Brenham (vs. Northwest) 2005

**Stolen Bases (Tournament) -- 9 --** Montgomery Lake Creek, 2023

**4A**

**INDIVIDUAL (BATTING)**

**Runs Scored -- 5 --** Renee Wright, Sweeny (vs. Hudson) 1995

**Runs Scored (Tournament) -- 6 --** Monica Surratt, Mount Vernon, 1994

**Hits -- 4 --** Taylor Hinojosa, Snyder (vs. Van) 2014; Alyssa Pierce, Hudson (vs. Mineola) 2013; Shelby Miller, Sweeny (vs. West) 2011; Jessica Hudson, Sanger (vs. Sinton) 2001; Janetta Grovey, Sweeny (vs. Bellville) 1996; Rachel Wright, Sweeny (vs. Hudson) 1995

**Hits (Tournament) -- 5 --** Hollie Thomas, Liberty, 2023; Christin Haygood, Huffman Hargrave, 2019; Bryli Lee, Hudson, 2013; Manda Wilmoth, Mineola, 2013; Taylor Sullins, West, 2010; Rebecca Kwapich, Castroville Medina Valley, 2007; Natalie Rodriguez, Columbia, 2006; Jessica Hudson, Sanger, 2001; Janetta Grovey, Sweeny, 1996; Michelle Long, Mount Vernon, 1994

**Doubles (Tournament) -- 3 --** Audryna Almarez, Corpus Christi Calallen, 2023; Lorena Barnes, Burkburnett, 2007

**Triples (Tournament) -- 2 --** Mikaelah Burkland, Liberty, 2018; Briana Angel, La Grange, 2016; Carrie Arthur,

Malakoff Cross Roads, 1994

**Home Runs (Tournament) -- 1 --** 23 players tied

**Runs Batted In -- 5 --** Hollie Thomas, Liberty (vs. Decatur) 2023; Ali Galaz, Mineola (vs. La Grange) 2013; Alyssa Dotson, Hudson (vs. Mineola) 2013; Michelle Long, Mount Vernon (vs. Clyde) 1994

**Runs Batted In (Tournament) -- 8 --** Michelle Long, Mount Vernon, 1994

**Walks -- 4 --** Resia Minshew, Mount Vernon (vs. Farmersville) 1995

**Walks (Tournament) -- 4 --** Lauren Mata, Corpus Christi Calallen, 2021; Jennie Enfield, Hawley, 1995; Resia Minshew, Mount Vernon, 1995

**INDIVIDUAL (PITCHING)**

**Strikeouts -- 27 --** Melissa Collins, Splendora (vs. Decatur) 2002

**Strikeouts (Tournament) -- 41 --** Melissa Collins, Splendora, 2002

**No-Hitters --** Amanda Cobb, Hawley (vs. Grand Saline) 1995 (5 Innings)

**INDIVIDUAL (BASERUNNING)**

**Stolen Bases -- 5 --** Leo Terry, Rains (vs. Vernon) 2018

**Stolen Bases (Tournament) -- 5 --** Leo Terry, Rains, 2018

**TEAM (BATTING)**

**Runs Scored -- 23 --** Sweeny (vs. Hudson) 1995

**Runs Scored (Inning) -- 9 --** Sweeny (vs. Hudson) 1995; Clyde (vs. Robinson) 1994

**Runs Scored (Tournament) -- 21 --** Hudson, 2013

**Runs Scored (Combined-Game) -- 28 --** Van vs. Snyder, 2014

**Hits -- 17 --** Sweeny (vs. Hudson) 1995

**Hits (Tournament) -- 26 --** Hudson, 2012

**Doubles -- 5 --** Corpus Christi Calallen (vs. Aubrey) 2023; Hudson (vs. Henderson) 2012; West (vs. Sweeny) 2011

**Doubles (Tournament) -- 8 --** Corpus Christi Calallen, 2023

**Triples -- 2 --** Liberty (vs. Vernon) 2018; La Grange (vs. Paris North Lamar) 2016; Needville (vs. Texarkana Pleasant Grove) 2015; Paris North Lamar (vs. Waco Robinson) 2010; Celina (vs. Longview Spring Hill) 2009; Malakoff Cross Roads (vs. Mount Vernon) 1994; Devine (vs. Bellville) 1994

**Triples (Tournament) -- 3 --** Liberty, 2018; La Grange, 2016

**Home Runs -- 3 --** Corpus Christi Calallen (vs. Iowa Park) 2021

**Home Runs (Tournament) -- 4 --** Corpus Christi Calallen, 2021

**Runs Batted In -- 16 --** Sweeny (vs. Hudson) 1995

**Runs Batted In (Tournament) -- 18 --** Hudson, 2013

**Walks -- 9 --** Iowa Park, 2021; Hawley (vs. Grand Saline) 1995

**Walks (Tournament) -- 13 --** Sweeny, 2022; Corpus Christi Calallen, 2021

**TEAM (BASERUNNING)**

**Stolen Bases -- 6 --** Rains (vs. Vernon) 2018; Sweeny (vs. Wylie) 1996

**Stolen Bases (Tournament) -- 6 --** Huffman Hargrave, 2019; Rains, 2018; Sweeny, 1996; Mount Vernon, 1994

**3A**

**INDIVIDUAL (BATTING)**

**Runs Scored -- 4 --** Brittany Johnson, Nacogdoches Central Heights (vs. Danbury) 2011

**Runs Scored (Tournament) -- 5 --** Madison Rodgers, Coahoma, 2022; Hailey Fuentes, Diboll, 2021; Jessica Tomchesson, Crawford, 2014; Regan Kasperek, Weimar, 2003

**Hits -- 5 --** Hannah Wells, Coahoma (vs. Whitesboro) 2024

**Hits (Tournament) -- 8 --** Hailey Fuentes, Diboll, 2021

**Doubles (Tournament) -- 3 --** Hailey Fuentes, Diboll, 2021

**Triples (Tournament) -- 2 --** Morgan Groppe, Crawford, 2014; Brandy Hart, Coahoma, 1998

**Home Runs (Tournament) -- 2 --** Hannah Wells, Coahoma, 2022

**Runs Batted In -- 6 --** Hannah Wells, Coahoma (vs. Franklin) 2022

**Runs Batted In (Tournament) -- 8 --** Hannah Wells, Coahoma, 2022

**Walks -- 3 --** Miranda Gonzalez, Santa Gertrudis Academy (vs. Hawley) 2013; Salina Chapa, George West (vs. Early) 2010; Ami Martinez, Coahoma (vs. Elysian Fields) 2005; Cassie Tindol, Coahoma (vs. Blooming Grove) 1996

**Walks (Tournament) -- 3 --** Karleigh Burt, Coahoma, 2022; Leo Terry, Rains, 2019; Samantha Show, East Bernard, 2015; Miranda Gonzalez, Santa Gertrudis Academy, 2013; Salina Chapa, George West, 2010; Ami Martinez, Coahoma, 2005; Cassie Tindol, Coahoma, 1996

**INDIVIDUAL (PITCHING)**

**Strikeouts -- 18 --** Sam Show, East Bernard (vs. Comanche) 2015

**Strikeouts (Tournament) -- 31 --** Maggie Ham, George West, 2010; Courtney Repka, East Bernard, 2008

**Perfect Games --** Saidi Castillo, Santa Gertrudis



Courtney Repka - East Bernard



Academy (vs. Brock) 2018 (7 Innings)  
**No-Hitters** -- Amanda Cobb, Hawley (vs. Shiner) 1997 (7 Innings); Cherise Klekar, Hallettsville (vs. Early) 2009 (7 Innings)

### INDIVIDUAL (BASERUNNING)

**Stolen Bases** -- 2 -- Hanna Zachary, Hallettsville (vs. Mount Vernon) 2022; Evelyn Perkins, Holliday (vs. Diboll) 2021; Presley McAree, Rains (vs. Brock) 2019; Peyton Blythe, Hughes Springs (vs. Grandview) 2018; Camille Grahmann, Hallettsville (vs. Whitewright) 2015; Kelbi Fortenberry, East Bernard (vs. Hawley) 2014; Jenny Calhoun, Troy (vs. Aubrey) 2007; Bailey Reynolds, Clyde Eula (vs. Aubrey) 2004; Macy Mager, Danbury (vs. Aubrey) 2004; Kristi Tunnell, Blooming Grove (vs. Coahoma) 1996

**Stolen Bases (Tournament)** -- 3 -- Hanna Zachary, Hallettsville, 2022; Presley McAree, Rains, 2019

### TEAM (BATTING)

**Runs Scored** -- 17 -- Nacogdoches Central Heights (vs. Wall) 2011

**Runs Scored (Inning)** -- 10 -- Hallettsville (vs. Danbury) 2019

**Runs Scored (Tournament)** -- 19 -- Coahoma, 2022; Danbury, 2011

**Runs Scored (Combined-Game)** -- 24 -- Coahoma vs. Franklin, 2022

**Hits** -- 20 -- Blooming Grove (vs. Jarrell) 1998

**Hits (Tournament)** -- 27 -- Blooming Grove, 1998

**Doubles** -- 5 -- Diboll (vs. Holliday) 2021

**Doubles (Tournament)** -- 7 -- Diboll, 2021

**Triples** -- 2 -- Hallettsville (vs. Whitewright) 2015;

Crawford (vs. East Bernard) 2014; Crawford (vs. Danbury) 2012; Coahoma (vs. Blooming Grove) 1998

**Triples (Tournament)** -- 3 -- Crawford, 2012; Coahoma, 1998

**Home Runs** -- 2 -- Coahoma (vs. Whitesboro) 2024; Coahoma (vs. Franklin) 2022

**Home Runs (Tournament)** -- 2 -- Coahoma, 2024; Coahoma, 2022

**Runs Batted In** -- 15 -- Nacogdoches Central Heights (vs. Wall) 2011

**Runs Batted In (Tournament)** -- 17 -- Weimer, 2003

**Walks** -- 8 -- Grandview (vs. Hallettsville) 2024

**Walks (Tournament)** -- 10 -- Grandview, 2024; Crawford, 2014

### TEAM (BASERUNNING)

**Stolen Bases** -- 7 -- Blooming Grove (vs. Coahoma) 1996

**Stolen Bases (Tournament)** -- 13 -- Blooming Grove, 1996

## 2A

### INDIVIDUAL (BATTING)


**Runs Scored** -- 4 -- Mackinly Pilat, Shiner (vs. Windthorst) 2016

**Runs Scored (Tournament)** -- 6 -- Mackinly Pilat, Shiner, 2016

**Hits** -- 4 -- Paeden Vincik, Shiner (vs. Beckville) 2024; Bella Smith, Bells (vs. Albany) 2018; Holly Haas, Shiner (vs. Lindsay) 2011; Melissa Boedeker, Shiner (vs. Brock) 2001

**Hits (Tournament)** -- 6 -- Bella Smith, Bells, 2018; Ashlyn Teran, Normangee, 2018; Courtney Mica, Flatonia, 2012; Melissa Boedeker, Shiner, 2001

**Doubles (Tournament)** -- 2 -- Kailey Boedeker, Shiner, 2024; Mattison Buster, Como-Pickton, 2023; Taylor Smith, Weimar, 2023; Makey Dunbar, Crawford,



Bella Smith - Bells

2019; Bella Smith, Bells, 2018; Ashley Sloan, Bells, 2018; Ashlyn Teran, Normangee, 2018; Kailey Williams, Shiner, 2017; Cheyenne Floyd, Bells, 2017; Hannah Nevlud, Shiner, 2016; Cece Darilek, Shiner, 2016; Baylee Cochran, Harleton, 2014; Hunter Ervin, Weimar, 2014; Alicia Alvarez, Albany, 2013; Amanda Longorio, Forsan, 2010; Courtney Clark, Clyde Eula, 2006

**Triples (Tournament)** -- 2 -- Taylor Lindsay, Beckville, 2013

**Home Runs (Tournament)** -- 2 -- Bella Smith, Bells, 2017; Taylor Williams, Flatonia, 2012

**Runs Batted In** -- 5 -- Bella Smith, Bells (vs. Albany) 2018; Holly Haas, Shiner (vs. Lindsay) 2011

**Runs Batted In (Tournament)** -- 7 -- Bella Smith, Bells, 2018; Ashlyn Teran, Normangee, 2018

**Walks** -- 4 -- Haley Lowrance, Malakoff Cross Roads (vs. Forsan) 2010

**Walks (Tournament)** -- 4 -- Maddie Dow, Ivanhoe Rayburn, 2013; Haley Lowrance, Malakoff Cross Roads, 2010

### INDIVIDUAL (PITCHING)

**Strikeouts** -- 18 -- Macall Salmon, Elkhart Slocum (vs. Burton), 2004

**Strikeouts (Tournament)** -- 26 -- Macall Salmon, Elkhart Slocum, 2004

**Perfect Games** -- Randi Carol Phillips, Harleton (vs. Hubbard) 2014 (7 Innings); Cece Darilek, Shiner (vs. Windthorst) 2016 (5 Innings)

**No-Hitters** -- Ashley Jones, Joaquin (vs. Collinsville) 2001 (9 Innings); Amber Wolf, Windthorst (vs. Elkhart Slocum) 2003 (7 Innings)

### INDIVIDUAL (BASERUNNING)

**Stolen Bases** -- 3 -- Mihyia Davis, Lovelady (vs. Stamford) 2022; Macy Sanders, Normangee (vs. Woden) 2018; Tatum Veitenheimer, Windthorst (vs. Crawford) 2016; Kalen Cox, Dallardsville Big Sandy (vs. Collinsville) 2006

**Stolen Bases (Tournament)** -- 4 -- Macy Sanders, Normangee, 2018

### TEAM (BATTING)

**Runs Scored** -- 16 -- Shiner (vs. Lindsay), 2011

**Runs Scored (Inning)** -- 8 -- Thorndale (vs. Windthorst) 2019; Shiner (vs. Maud) 2008

**Runs Scored (Tournament)** -- 26 -- Shiner, 2016

**Runs Scored (Combined-Game)** -- 20 -- Shiner vs. Lindsay, 2011

**Hits** -- 17 -- Shiner (vs. Beckville) 2024

**Hits (Tournament)** -- 26 -- Shiner, 2016

**Doubles** -- 6 -- Shiner (vs. Harleton) 2016

**Doubles (Tournament)** -- 8 -- Shiner, 2016

**Triples** -- 2 -- Shiner (vs. Beckville) 2024; Crawford (vs. Pineland West Sabine) 2021; Beckville (vs. Weimar) 2013; Alto (vs. Lindsay) 2009

**Triples (Tournament)** -- 2 -- Shiner, 2024; Shiner, 2016; Shiner, 2015; Beckville, 2013; Ivanhoe Rayburn, 2012; Alto, 2009

**Home Runs** -- 2 -- Shiner (vs. Beckville) 2024; Bells (vs. Albany) 2018

**Home Runs (Tournament)** -- 2 -- Shiner, 2024; Bells, 2018; Bells, 2017; Flatonia, 2012

**Runs Batted In** -- 13 -- Shiner (vs. Lindsay) 2011

**Runs Batted In (Tournament)** -- 23 -- Shiner, 2016

**Walks** -- 8 -- Normangee (vs. Woden) 2018; Shiner (vs. Bells) 2017

**Walks (Tournament)** -- 11 -- Shiner, 2017

### TEAM (BASERUNNING)

**Stolen Bases** -- 8 -- Shiner (vs. Joaquin) 2001

**Stolen Bases (Tournament)** -- 9 -- Shiner, 2001

## 1A

### INDIVIDUAL (BATTING)

**Runs Scored** -- 4 -- Chloe Cowan, D'Hanis (vs. Chireno) 2019; Madelyn Underwood, Dodd City (vs. Hermleigh) 2017

**Runs Scored (Tournament)** -- 5 -- Chloe Cowan, D'Hanis, 2019 Jalyn Fletcher, Slocum, 2017

**Hits** -- 3 -- Emily Turner, Jonesboro (vs. Neches) 2024; Lexi Greenwood, Hermleigh (vs. D'Hanis) 2023; Summer Smith, Hermleigh (vs. D'Hanis) 2023; Summer Smith, Hermleigh (vs. Dodd City) 2023; Jaleigh Johnson, Chireno (vs. Gail Borden County) 2019; Jessica Durrett, Chireno (vs. Gail Borden County) 2019; Jalyn Fletcher, Slocum (vs. Ector) 2018; Lillyan Digby, Hermleigh (vs. Dodd City) 2017;



Amanda Long, Hermleigh (vs. Dodd City) 2017; Kami Smith, Hermleigh (vs. Dodd City) 2017

**Hits (Tournament) -- 6 --** Summer Smith, Hermleigh, 2023

**Doubles (Tournament) -- 2 --** Mabry Herrmann, D'Hanis, 2022; Marissa Santos, D'Hanis, 2021; Lillyan Digby, Hermleigh, 2017

**Triples (Tournament) -- 2 --** Emily Turner, Jonesboro, 2024; Taylor Clark, Slocum, 2017; Kara Cumby, Slocum, 2017

**Home Runs (Tournament) -- 1 --** Tori Dotson, Dodd City, 2021; Kayla Durrett, Chireno, 2019

**Runs Batted In -- 8 --** Lillyan Digby, Hermleigh (vs. Dodd City) 2017

**Runs Batted In (Tournament) -- 8 --** Lillyan Digby, Hermleigh, 2017

**Walks -- 3 --** Sydney Hancock, Hermleigh (vs. D'Hanis) 2023; Kayla Durrett, Chireno (vs. Gail Borden County) 2019; Kelsey Digby, Hermleigh (vs. Dodd City) 2017; Morgan Kariainen, Hermleigh (vs. Dodd City) 2017

**Walks (Tournament) -- 5 --** Kayla Durrett, Chireno, 2019

### INDIVIDUAL (PITCHING)

**Strikeouts -- 14 --** Jessi Sumpter, Neches (vs. Jonesboro); Jessi Sumpter, Neches (vs. Hermleigh) 2024

**Strikeouts (Tournament) -- 28 --** Jessi Sumpter, Neches, 2024

### INDIVIDUAL (BASERUNNING)

**Stolen Bases -- 3 --** Lunlee Deats, Jonesboro (vs. Neches) 2024; Chloe Cowan, D'Hanis (vs. Chireno) 2019; Madi Rhodes, D'Hanis (vs. Chireno) 2019

**Stolen Bases (Tournament) -- 5 --** Chloe Cowan, D'Hanis, 2019

### TEAM (BATting)

**Runs Scored -- 20 --** Hermleigh (vs. Dodd City) 2017

**Runs Scored (Inning) -- 9 --** Chireno (vs. Gail Borden County) 2019

**Runs Scored (Tournament) -- 21 --** Chireno, 2019



Morgan Collier - Chireno



Marissa Santos - D'Hanis

**Runs Scored (Combined-Game) -- 39 --** Hermleigh vs. Dodd City, 2017

**Hits -- 15 --** Hermleigh (vs. Dodd City) 2017

**Hits (Tournament) -- 22 --** Chireno, 2019

**Doubles -- 5 --** Hermleigh (vs. Dodd City) 2017

**Doubles (Tournament) -- 6 --** Hermleigh, 2017

**Triples -- 2 --** Gail Borden County (vs. Chireno) 2019; Slocum (vs. Bartlett) 2017

**Triples (Tournament) -- 2 --** Jonesboro, 2024; Slocum, 2017

**Home Runs -- 1 --** Dodd City, 2021; Chireno, 2019

**Home Runs (Tournament) -- 1 --** Chireno, 2019

**Runs Batted In -- 17 --** Dodd City (vs. Hermleigh) 2017

**Runs Batted In (Tournament) -- 17 --** Dodd City, 2017

**Walks -- 11 --** Hermleigh (vs. Dodd City) 2017

**Walks (Tournament) -- 12 --** Jonesboro, 2024

### TEAM (BASERUNNING)

**Stolen Bases -- 9 --** D'Hanis (vs. Chireno) 2019

**Stolen Bases (Tournament) -- 12 --** D'Hanis, 2019

## WALK-OFF WINS

**DATE TEAM (OPP.) SCORE (INNINGS) (ROUND)**

### 6A

6-1-24 Weslaco (vs. Waco Midway) 11-9 (7) (F)  
 6-4-22 Northside O'Connor (vs. Mansfield Lake Ridge) 7-6 (7) (F)  
 6-2-17 Austin Bowie (vs. Northside Brennan) 2-1 (7) (SF)  
 6-5-15 Katy (vs. Conroe The Woodlands) 3-2 (8) (SF)  
 6-5-15 Lewisville (vs. San Benito) 3-2 (7) (SF)  
 6-6-15 Katy (vs. Lewisville) 3-2 (7) (F)  
 6-5-09 Comal Smithson Valley (vs. Plano East) 1-0 (10) (SF)  
 6-4-04 FB Elkins (vs. Fort Worth Paschal) 1-0 (7) (SF)  
 6-2-02 Coppell (vs. Katy Taylor) 1-0 (9) (F)  
 5-20-00 Freeport Brazosport (vs. Bryan) 1-0 (15) (F)  
 5-23-98 Klein Oak (vs. GP North Shore) 1-0 (10) (F)  
 5-17-96 Pearland (vs. Keller) 1-0 (9) (SF)  
 5-18-96 Pearland (vs. San Marcos) 2-1 (7) (F)  
 5-19-95 Waco Midway (vs. Keller) 6-5 (7) (QF)  
 5-21-93 El Paso Bel Air (vs. Humble Kingwood) 1-0 (7) (QF)

### 5A

5-31-19 Angleton (vs. Fomey) 7-6 (11) (SF)  
 6-5-09 Angleton (vs. Azle) 1-0 (9) (SF)  
 6-2-06 Dripping Springs (vs. Northwest) 1-0 (8) (SF)  
 6-2-06 Little Cypress-Mauriceville (vs. Cleburne) 3-2 (12) (SF)

5-31-02 Frisco (vs. Southlake Carroll) 1-0 (10) (SF)  
 6-1-02 Frisco (vs. Comal Smithson Valley) 1-0 (7) (F)  
 6-1-01 Comal Smithson Valley (vs. WF Rider) 4-3 (7) (SF)

### 4A

6-1-22 Hallettsville (vs. Mount Vernon) 4-3 (8) (SF)  
 6-2-16 Paris North Lamar (vs. Needville) 7-6 (8) (SF)  
 6-3-11 Celina (vs. Huntington) 4-3 (11) (SF)  
 6-3-10 Needville (vs. West) 1-0 (11) (SF)  
 5-30-02 Splendora (vs. Decatur) 1-0 (12) (SF)  
 5-20-00 Kennedale (vs. La Grange) 1-0 (7) (SF)  
 5-17-97 Pollock Central (vs. Bellville) 2-1 (10) (SF)

### 3A

5-29-24 Coahoma (vs. Whitesboro) 10-9 (11) SF  
 6-2-21 Rains (vs. Bishop) 2-1 (7) (SF)  
 5-29-13 Santa Gertrudis Academy (vs. Hawley) 7-6 (7) (SF)  
 6-5-10 George West (vs. Brock) 1-0 (8) (F)  
 6-4-09 Brock (vs. Elysian Fields) 1-0 (7) (SF)  
 5-29-08 East Bernard (vs. Big Sandy Harmony) 2-1 (7) (SF)  
 5-31-07 Aubrey (vs. Pattonville Prairie) 4-3 (7) (SF)  
 6-2-05 Troy (vs. Weimar) 5-4 (7) (SF)  
 6-5-04 Danbury (vs. Aubrey) 1-0 (8) (F)  
 5-30-02 Alto (vs. Coahoma) 1-0 (11) (SF)  
 5-16-97 Hawley (vs. Shiner) 2-1 (7) (SF)

### 2A

5-28-24 Shiner (vs. Crawford) 4-3 (7) (SF)  
 5-31-23 Weimar (vs. Como-Pickton) 4-3 (7) (F)  
 5-30-19 Crawford (vs. Thorndale) 8-7 (8) (F)  
 5-30-18 Normangee (vs. Woden) 8-7 (7) (SF)  
 5-29-14 Weimar (vs. Harleton) 4-3 (7) (F)  
 6-3-04 Elkhart Slocum (vs. Burton) 2-1 (12) (SF)  
 5-31-01 Shiner (vs. Brock) 2-1 (11) (SF)

### 1A

6-1-21 Dodd City (vs. Bloomburg) 4-3 (8) (SF)  
 6-2-17 Hermleigh (vs. Dodd City) 20-19 (8) (SF)





### EXTRA INNING GAMES

DATE TEAM (OPP.) SCORE (INNINGS) (ROUND)

#### 6A

- 6-1-24 Weslaco def. Denton Guyer, 5-3 (13 Innings) (SF)
- 6-3-16 Keller def. Humble Atascocita, 5-4 (8 Innings) (SF)
- 6-5-15 Katy def. Conroe The Woodlands, 3-2 (8 Innings) (SF)
- 6-5-09 Comal Smithson Valley def. Plano East, 1-0 (10 Innings) (SF)
- 6-3-06 Garland def. Keller, 4-1 (13 Innings) (F)
- 6-4-05 Keller def. Garland, 4-0 (15 Innings) (F)
- 5-31-02 Bryan def. Fort Bend Elkins, 1-0 (10 Innings) (SF)
- 6-2-01 Coppell def. Katy Taylor, 1-0 (9 Innings) (F)
- 5-20-00 Freeport Brazosport def. Bryan, 1-0 (15 Innings) (F)
- 5-21-99 Katy Taylor def. Northside Taft, 1-0 (11 Innings) (SF)
- 5-23-98 Klein Oak def. Galena Park North Shore, 1-0 (10 Innings) (F)
- 5-17-96 Pearland def. Keller, 1-0 (9 Innings) (SF)



Angleton vs. Forney - 2019 Conference 5A Softball Semifinal

#### 5A

- 6-3-22 Georgetown def. Aledo, 3-2 (8 Innings) (SF)
- 5-31-19 Angleton def. Forney, 7-6 (11 Innings) (SF)
- 6-2-17 Lewisville The Colony def. Canyon, 3-0 (8 Innings) (SF)
- 5-31-13 Lucas Lovejoy def. Richmond Foster, 10-5 (12 Innings) (SF)
- 6-5-10 Waco Midway def. Magnolia, 1-0 (8 Innings) (F)
- 6-4-10 Magnolia def. Comal Canyon, 2-0 (10 Innings) (SF)
- 6-5-09 Angleton def. Azle, 1-0 (9 Innings) (SF)
- 5-31-08 Aledo def. Nederland, 4-0 (15 Innings) (F)
- 6-3-06 Little Cypress-Mauriceville def. Dripping Springs, 3-0 (11 Innings) (F)
- 6-2-06 Little Cypress-Mauriceville def. Cleburne, 3-2 (12 Innings) (SF)
- 6-4-05 Brenham def. Northwest, 2-1 (11 Innings) (F)
- 5-31-02 Frisco def. Southlake Carroll, 1-0 (10 Innings) (SF)
- 5-19-00 Brenham def. Gregory-Portland, 2-1 (8 Innings) (SF)
- 5-21-99 Magnolia def. Waco Midway, 2-1 (10 Innings) (SF)
- 5-21-99 Weatherford def. Comal Smithson Valley, 4-3 (9 Innings) (SF)

#### 4A

- 5-31-18 Vernon def. Rains, 6-2 (11 Innings) (SF)
- 6-2-16 Paris North Lamar def. Needville, 7-6 (8 Innings) (SF)
- 6-3-11 Celina def. Huntington, 4-3 (11 Innings) (SF)
- 6-5-10 Paris North Lamar def. West, 1-0 (12 Innings) (F)
- 6-3-10 West def. Needville, 1-0 (11 Innings) (SF)
- 6-2-05 La Grange def. Van, 1-0 (13 Innings) (SF)
- 6-3-04 Wharton def. Caldwell, 4-1 (8 Innings) (SF)
- 6-1-02 Splendora def. Lindale, 1-0 (10 Innings) (F)
- 5-30-02 Splendora def. Decatur, 1-0 (12 Innings) (SF)
- 6-2-01 Sanger def. Midland Greenwood, 2-0 (17 Innings) (F)
- 5-31-01 Midland Greenwood def. Splendora, 1-0 (9 Innings) (SF)
- 5-16-97 Pollok Central def. Bellville, 2-1 (10 Innings) (SF)

#### 3A

- 5-30-24 Coahoma def. Grandview, 3-2 (8 Innings) (F)
- 5-29-24 Coahoma def. Whitesboro, 10-9 (11 Innings) (SF)
- 6-1-22 Coahoma def. Franklin, 14-10 (9 Innings) (SF)
- 6-1-22 Hallettsville def. Mount Vernon, 4-3 (8 Innings) (SF)
- 5-30-18 Hughes Springs def. Grandview, 5-2 (8 Innings) (SF)
- 5-30-12 Alpine def. Mineola, 4-3 (8 Innings) (SF)
- 6-5-10 George West def. Brock, 1-0 (8 Innings) (F)
- 6-3-10 George West def. Early, 1-0 (11 Innings) (SF)
- 6-3-10 Brock def. Harleton, 2-0 (10 Innings) (SF)
- 6-5-04 Danbury def. Aubrey, 1-0 (8 Innings) (F)
- 5-30-02 Alto def. Coahoma, 1-0 (11 Innings) (SF)
- 5-19-00 Troy def. Coahoma, 3-2 (9 Innings) (SF)
- 5-22-98 Coahoma def. Grand Saline, 7-4 (8 Innings) (SF)



Crawford vs. Thorndale - 2019 Conference 2A Softball Championship

#### 2A

- 5-30-19 Crawford def. Thorndale, 8-7 (8 Innings) (F)
- 5-31-12 Flatonia def. Ivanhoe Rayburn, 6-4 (9 Innings) (F)
- 6-3-04 Slocum def. Burton, 2-1 (12 Innings) (SF)
- 5-31-01 Joaquin def. Collinsville, 2-0 (9 Innings) (SF)
- 5-31-01 Shiner def. Brock, 2-1 (11 Innings)

#### 1A

- 6-1-21 Dodd City def. Bloomburg, 4-3 (8 Innings) (SF)
- 6-2-17 Hermleigh def. Dodd City, 20-19 (8 Innings) (SF)

### 2024 (May 28-June 1) McCombs Field (UT), Austin

6A

Semifinals

Weslaco 5, Denton Guyer 3 (13)  
Waco Midway 9, Humble Kingwood 3

Championship

Weslaco 11, Waco Midway 9

All-Tournament

MVP-Andrea Ortiz, Weslaco, So.  
P-Madelynn Cantu, Weslaco, So.  
C-Mia Gagliardi, Humble Kingwood, Jr.  
1B-Jayden Sadler, Waco Midway, Jr.  
2B-Mia Rodriguez, Weslaco, Sr.  
3B-DaNia Durr, Waco Midway, Sr.  
SS-Erin Peterson, Denton Guyer, Sr.  
OF-Kelsey Mathis, Waco Midway, Sr.  
OF-Dayla Hinojosa, Weslaco, So.  
OF-Briana Williams, Denton Guyer, Jr.  
UTIL-Lanee Brown, Waco Midway, Jr.

5A

Semifinals

Melissa 4, Lake Belton 0  
Harlingen South 1, Aledo 0

Championship

Melissa 8, Harlingen South 0

All-Tournament

MVP-Caigan Crabtree, Melissa, Jr.  
P-Alexandra Starr, Melissa, Jr.  
C-Haley Vasquez, Harlingen South, Sr.  
1B-Marina Taveras, Aledo, Jr.  
2B-Amariee Bradford, Melissa, Fr.  
3B-Kennedy Bradley, Melissa, So.  
SS-Casey Schultz, Lake Belton, Sr.  
OF-Emily Johnson, Melissa, Sr.  
OF-Kara Jensen, Harlingen South, So.  
OF-Jordyn Edington, Aledo, So.  
UTIL-Lexi Sandoval, Harlingen South, Jr.

4A

Semifinals

Corpus Christi Calallen 8, Sanger 1  
Liberty 10, Canton 0 (6)

Championship

Corpus Christi Calallen 2, Liberty 1

All-Tournament

MVP-Jordyn Thibodeau, Corpus Christi Calallen, So.  
P-Brookelyn Taylor, Liberty, Jr.  
C-Brookelynn Meador, Corpus Christi Calallen, Jr.  
1B-Braelyn Bailey, Corpus Christi Calallen, So.  
2B-Marina Bourgeois, Liberty, Jr.  
3B-Alaunah Amarez, Corpus Christi Calallen, Sr.  
SS-Megan Geyer, Corpus Christi Calallen, Sr.  
OF-Bailee Slack, Liberty, Sr.  
OF-Abby Vickers, Liberty, Jr.  
OF-Mia Flores, Corpus Christi Calallen, Sr.  
UTIL-Kylee Bishop, Liberty, So.

3A

Semifinals


Grandview 11, Hallettsville 2  
Coahoma 10, Whitesboro 9 (11)

Championship

Coahoma 3, Grandview 2 (8)

All-Tournament

MVP-Brynn Rodgers, Coahoma, Sr.  
P-Hannah Wells, Coahoma, Jr.  
C-Olivia Hildebrand, Whitesboro, Sr.  
1B-Bella Jeter, Grandview, Sr.  
2B-Maci Graves, Whitesboro, Sr.  
3B-Karleigh Burt, Coahoma, Sr.  
SS-Bradi Gallaway, Whitesboro, Jr.  
OF-Baylor Wright, Coahoma, Jr.



Weslaco - 2024 Conference 6A Softball Champions

OF-Jamie Snider, Grandview, Jr.  
OF-Sydney Mann, Grandview, So.  
UTIL-Madi Doty, Grandview, So.

2A

Semifinals

Beckville 4, Forsan 3  
Shiner 4, Crawford 3

Championship

Shiner 10, Beckville 4

All-Tournament

MVP-Paeden Vincik, Shiner, Sr.  
P-Lauren Springfield, Shiner, So.  
C-Emily Grandgeorge, Beckville, So.  
1B-Rylee Vancura, Shiner, Sr.  
2B-K'Dynce Speck, Forsan, So.  
3B-Sidney Hamilton, Crawford, Jr.  
SS-Addy Siegel, Shiner, So.  
OF-London Minnix, Crawford, Sr.  
OF-Brinley Ramirez, Shiner, Jr.  
OF-Jo Caka, Shiner, Jr.  
UTIL-Bethany Grandgeorge, Beckville, Sr.

1A

Semifinals

Jonesboro 10, Slocum 0 (6)  
Neches 7, Hermleigh 2

Championship

Jonesboro 3, Neches 1

All-Tournament

MVP-Emily Turner, Jonesboro, Jr.  
P-Adalyna Andrade, Jonesboro, So.  
C-Sydney Hancock, Hermleigh, Sr.  
1B-Kacie Trimble, Neches, Jr.  
2B-Lynlee Deats, Jonesboro, Fr.  
3B-Ella Gustin, Jonesboro, Fr.  
SS-Joely Jenkins, Neches, Jr.  
OF-Janet Guess, Slocum, So.  
OF-Leighla Hernandez, Jonesboro, Sr.  
OF-Madi Gordon, Neches, Jr.  
UTIL-Jessi Sumpter, Neches, Sr.

### 2023 (May 30-June 3) McCombs Field (UT), Austin

6A

Semifinals

Pearland 3, San Benito 2  
Denton Guyer 6, Bridgeland 3

Championship

Pearland 4, Denton Guyer 2

All-Tournament

P-Abigail Gutierrez, Pearland, Sr.  
C-Trinity Perry, Pearland, Jr.  
1B-Lydia Njus, Pearland, Sr.  
2B-Kennedy Drafton, Pearland, Sr.  
3B-Trinity Allen, Bridgeland, Jr.  
SS-Erin Peterson, Denton Guyer, Jr.  
OF-Hailey Golden, Pearland, Sr.\*  
OF-Lauryn Jones, Denton Guyer, Jr.  
OF-Tehya Pitts, Denton Guyer, Sr.  
UTIL-Erin Love, Denton Guyer, Sr.

5A

Semifinals

Montgomery Lake Creek 9, Frisco Heritage 0  
Comal Canyon 2, Colleyville Heritage 0

Championship

Montgomery Lake Creek 8, Comal Canyon 0

All-Tournament

P-Ava Brown, Montgomery Lake Creek, Sr.\*  
C-Dee Dee Baldwin, Comal Canyon, Jr.  
1B-Alyson Higginbotham, Montgomery Lake Creek Jr.  
2B-Madelyn Davis, Montgomery Lake Creek Fr.  
3B-Samantha Riley, Frisco Heritage, Fr.  
SS-Maddie McKee, Montgomery Lake Creek Sr.  
OF-Carmen Uribe, Montgomery Lake Creek, Jr.  
OF-Harley Vestal, Comal Canyon, Jr.  
OF-Piper White, Montgomery Lake Creek Jr.  
UTIL-Payton Bauer, Montgomery Lake Creek, Sr.

4A

Semifinals

Liberty 9, Decatur 1





Corpus Christi Calallen 5, Aubrey 1  
Championship  
 Corpus Christi Calallen 9, Liberty 7  
All-Tournament  
 P-Jordyn Thibodeaux, Corpus Christi Calallen, Fr.  
 C-Hollie Thomas, Liberty, Jr.  
 1B-Alex Wiley, Liberty, Sr.  
 2B-Makenzie Mounts, Corpus Christi Calallen, Jr.\*  
 3B-Alaunah Almaraz, Corpus Christi Calallen, Jr.  
 SS-Megan Geyer, Corpus Christi Calallen, Jr.  
 OF-Mia Flores, Corpus Christi Calallen, Jr.  
 OF-Bailee Slack, Liberty, Jr.  
 OF-Abby Vickers, Liberty, So.  
 UTIL-Reese Evans, Liberty, Sr.

### 3A

Semifinals  
 Santa Gertrudis Academy 6, Grandview 3  
 Coahoma 1, Rains 0  
Championship  
 Coahoma 4, Santa Gertrudis Academy 2  
All-Tournament  
 P-Hannah Wells, Coahoma, So.\*  
 C-Mia Clemmer, Coahoma, Fr.  
 1B-Izzy De Los Santos, Santa Gertrudis Academy, So.  
 2B-Taylor Reyes, Santa Gertrudis Academy, Jr.  
 3B-Karleigh Burt, Coahoma, Jr.  
 SS-Adi Mireles, Santa Gertrudis Academy, Jr.  
 OF-Shae Lang, Coahoma, Sr.  
 OF-Baylor Wright, Coahoma, So.  
 OF-Alexis Moreno, Santa Gertrudis Academy, Jr.  
 UTIL-Madi Doty, Grandview, Fr.

### 2A

Semifinals  
 Weimar 3, Crawford 0  
 Como-Pickton 7, Stamford 1  
Championship  
 Weimar 4, Como-Pickton 3  
All-Tournament  
 P-Reagan Wick, Weimar, Sr.  
 C-Paige Pavlu, Weimar, Sr.  
 1B-Taylor Smith, Weimar, So.\*  
 2B-Hannah Fisbeck, Weimar, Jr.  
 3B-Gracie Thompson, Como-Pickton, Fr.  
 SS-Bella Romero, Como-Pickton, So.  
 OF-Paisley Watkins, Como-Pickton, Fr.  
 OF-Maggie Brown, Como-Pickton, So.  
 OF-Izzy Reeves, Weimar, Jr.  
 UTIL-Mattison Buster, Como-Pickton, Sr.

### 1A

Semifinals  
 D'Hanis 3, Neches 2  
 Hermleigh 9, Dodd City 3  
Championship  
 Hermleigh 9, D'Hanis 0  
All-Tournament  
 P-Summer Smith, Hermleigh, Jr.\*  
 C-Sydney Hancock, Hermleigh, Jr.  
 1B-Brighton Beard, D'Hanis, Sr.  
 2B-Juli Munoz, Hermleigh, Sr.  
 3B-Peyton Burrell, D'Hanis, Jr.  
 SS-Syrea Callaway, Hermleigh, Fr.  
 OF-Lexi Greenwood, Hermleigh, So.  
 OF-Jessa Frosch, D'Hanis, So.  
 OF-Destiney Hopkins, Hermleigh, Jr.  
 UTIL-Kayla Looper, D'Hanis, Jr.

## 2022 (May 31-June 4) McCombs Field (UT), Austin

**6A**  
Semifinals  
 Northside O'Connor 7, El Paso Americas 5  
 Mansfield Lake Ridge 8, Deer Park 4  
Championship  
 Northside O'Connor 7, Mansfield Lake Ridge 6  
All-Tournament  
 P-Sammie Portillo, Northside O'Connor, Sr.  
 C-Meiko Dominguez, Northside O'Connor, Fr.  
 1B-Ella Gonzales, Northside O'Connor, Sr.  
 2B-Jada Munoz, Northside O'Connor, Sr.\*  
 3B-Haley Carder, Northside O'Connor, So.  
 SS-Leighann Goode, Northside O'Connor, Sr.  
 OF-Tia Warsop, Mansfield Lake Ridge, Jr.  
 OF-Paris Johnson, Mansfield Lake Ridge, Jr.  
 OF-Maritza Arellano, Mansfield Lake Ridge, Sr.  
 UTIL-Kassidy Chance, Mansfield Lake Ridge, So.

### 5A

Semifinals  
 Montgomery Lake Creek 8, Prosper Rock Hill 2  
 Georgetown 3, Aledo 2 (8)  
Championship  
 Montgomery Lake Creek 7, Georgetown 0  
All-Tournament  
 P-Ava Brown, Montgomery Lake Creek, Jr.\*  
 C-Kalee Rochinski, Montgomery Lake Creek, Jr.  
 1B-Texas Ray, Aledo, Jr.  
 2B-Caelee Clark, Montgomery Lake Creek, Sr.  
 3B-Madelyn Lopez, Montgomery Lake Creek, Sr.  
 SS-Isabella Torres, Georgetown, Jr.  
 OF-Piper White, Montgomery Lake Creek, So.  
 OF-Carmen Uribe, Montgomery Lake Creek, So.  
 OF-Shelby Winn, Montgomery Lake Creek, Jr.  
 UTIL-Madison Hartley, Georgetown, So.

### 4A

Semifinals  
 Sweeny 8, Bullard 1  
 Liberty 5, Iowa Park 3  
Championship  
 Liberty 5, Sweeny 0  
All-Tournament  
 P-Kamdyn Chandler, Liberty, So.  
 C-Hollie Thomas, Liberty, So.  
 1B-Alyssa Boozy, Sweeny, Sr.  
 2B-Reese Evans, Liberty, Jr.  
 3B-Kylie Bishop, Liberty, Sr.\*  
 SS-Bryana Pantalion, Liberty, Fr.  
 OF-Cierra Turner, Sweeny, So.  
 OF-Bailee Slack, Liberty, So.  
 OF-Alayna York, Iowa Park, Jr.  
 UTIL-Corie Byrd, Sweeny, Sr.

### 3A

Semifinals  
 Hallettsville 4, Mount Vernon 3 (8)  
 Coahoma 14, Franklin 10 (9)  
Championship  
 Hallettsville 6, Coahoma 5  
All-Tournament  
 P-Kaylie Olivarez, Hallettsville, So.  
 C-Macie Jansky, Hallettsville, So.  
 1B-Karaline Smitherman, Franklin, Fr.  
 2B-Ky Lange, Hallettsville, Jr.  
 3B-Carson Jansky, Hallettsville, Fr.\*  
 SS-Madison Rodgers, Coahoma, Sr.  
 OF-Courtney Woytek, Hallettsville, Sr.  
 OF-Shae Lang, Coahoma, Jr.  
 OF-Nevaeh Kerby, Coahoma, Fr.  
 UTIL-Hannah Wells, Coahoma, Fr.

### 2A

Semifinals  
 Crawford 1, Weimar 0  
 Lovelady 1, Stamford 0  
Championship  
 Crawford 3, Lovelady 0  
All-Tournament  
 P-Kenzie Jones, Crawford, Jr.\*  
 C-Haley Holmes, Crawford, Jr.  
 1B-Kylie Ray, Crawford, Sr.  
 2B-Bailee Albinus, Lovelady, Sr.  
 3B-Taylor Gohlke, Crawford, Jr.  
 SS-Scout Lovell, Lovelady, Jr.  
 OF-London Minnix, Crawford, So.  
 OF-Mihya Davis, Lovelady, Sr.  
 OF-Jacelyn Bell, Stamford, Sr.  
 UTIL-Citaly Gutierrez, Stamford, Sr.

### 1A

Semifinals  
 Hermleigh 2, Chireno 1  
 D'Hanis 2, Dodd City 0  
Championship  
 D'Hanis 6, Hermleigh 2  
All-Tournament  
 P-Marissa Santos, D'Hanis, Sr.  
 C-Kayla Looper, D'Hanis, So.  
 1B-Reece Redden, D'Hanis, Sr.  
 2B-Jolie Frosch, D'Hanis, Jr.  
 3B-Hannah Burney, Dodd City, So.  
 SS-Mabry Herrmann, D'Hanis, Jr.\*  
 OF-Destiney Hopkins, Hermleigh, So.  
 OF-Lexi Greenwood, Hermleigh, Fr.  
 OF-Jessa Frosch, D'Hanis, Fr.  
 UTIL-Morgan Collier, Chireno, Sr.

## 2021 (June 1-5) McCombs Field (UT), Austin

**6A**  
Semifinals  
 Converse Judson 6, Rockwall 2  
 Deer Park 2, Lewisville Flower Mound 0  
Championship  
 Deer Park 1, Converse Judson 0  
All-Tournament  
 P-Hannah Benavides, Deer Park, Sr.\*  
 C-Erin Perez, Deer Park, So.  
 1B-Samara Sanchez, Converse Judson, Sr.  
 2B-Mimi Thornton, Converse Judson, Jr.  
 3B-Destiny Rodriguez, Converse Judson, Jr.  
 SS-Lauryn Ramos, Converse Judson, Sr.  
 OF-Carter Smith, Rockwall, Sr.  
 OF-Tabby Bailey, Deer Park, Sr.  
 OF-Emma Overla, Deer Park, Jr.  
 UTIL-Haidyn Hardcastle, Deer Park, Sr.

### 5A

Semifinals  
 Mont Belvieu Barbers Hill 6, Hallsville 0  
 Aledo 8, Georgetown 5  
Championship  
 Mont Belvieu Barbers Hill 4, Aledo 1  
All-Tournament  
 P-Sophia Simpson, Mont Belvieu Barbers Hill, Sr.\*  
 C-Estela Garza, Mont Belvieu Barbers Hill, Jr.  
 1B-Faith Guidry, Mont Belvieu Barbers Hill, Sr.  
 2B-Reagan Duty, Mont Belvieu Barbers Hill, So.  
 3B-Madison Hartley, Georgetown, Fr.  
 SS-Macy Graf, Aledo, Jr.  
 OF-Marissa Powell, Aledo, Jr.  
 OF-Audrey Pearce, Aledo, Sr.  
 OF-Delaney Dunham, Mont Belvieu Barbers Hill, Jr.  
 UTIL-Samantha Landry, Mont Belvieu Barbers Hill, Sr.





Dodd City - 2021 Conference 1A Softball Champions

### 4A

#### Semifinals

Corpus Christi Calallen 10, Iowa Park 9

Liberty 4, Bullard 3

#### Championship

Liberty 10, Corpus Christi Calallen 3

#### All-Tournament

P-Kaci West, Liberty, Sr.\*

C-Hollie Thomas, Liberty, Fr.

1B-Rylee Goins, Iowa Park, Jr.

2B-Jasmine Pena, Corpus Christi Calallen, Sr.

3B-Jaylen Prichard, Liberty, Sr.

SS-Reese Evans, Liberty, So.

OF-Kennedy Koenig, Corpus Christi Calallen, Sr.

OF-Bailee Slack, Liberty, Fr.

OF-Maddy Flores, Corpus Christi Calallen, Sr.

UTIL-Alaunah Almaraz, Corpus Christi Calallen, Fr.

UTIL-Kamdyn Chandler, Liberty, Fr.

### 3A

#### Semifinals

Rains 2, Bishop 1

Diboll 9, Holliday 3

#### Championship

Rains 11, Diboll 5

#### All-Tournament

P-Sage Hoover, Rains, Sr.

C-Skylar Martin, Diboll, Jr.

1B-Chanlee Oakes, Rains, Sr.\*

2B-Avery Songer, Rains, So.

3B-Mia Caison, Rains, So.

SS-Hailey Fuentes, Diboll, Sr.

OF-Kaylee Chagolia, Diboll, Fr.

OF-Madi Reed, Rains, Jr.

OF-Lynzee Hague, Rains, Fr.

UTIL-Kayla Palomino, Diboll, Jr.

### 2A

#### Semifinals

Crawford 1, Pineland West Sabine 0

Stamford 1, Weimar 0

#### Championship

Stamford 5, Crawford 4

#### All-Tournament

P-Citlaly Gutierrez, Stamford, Jr.\*

C-Grace Powell, Crawford, Sr.

1B-Kylie Ray, Crawford, Jr.

2B-Addi Goldenberg, Crawford, So.

3B-Shandlee Mueller, Stamford, Jr.

SS-Laylonna Applin, Stamford, So.

OF-Savana Gonzales, Stamford, Jr.

OF-Jacelyn Bell, Stamford, Jr.

OF-Hannah Fisbeck, Weimar, Fr.

UTIL-Kenzie Jones, Crawford, So.

### 1A

#### Semifinals

Dodd City 4, Bloomburg 3 (8)

D'Hanis 4, Gail Borden County 1

#### Championship

Dodd City 8, D'Hanis 4

#### All-Tournament

P-Lindsey Mauppin, Dodd City, So.

C-Kayla Looper, D'Hanis, Fr.

1B-Journie Hillard, Dodd City, Sr.

2B-Dulaney Chapman, Dodd City, Sr.

3B-Skyler Newell, Bloomburg, Jr.

SS-Tori Dotson, Dodd City, Jr.\*

OF-Dani Baccus, Dodd City, Sr.

OF-Sonora Wild, Dodd City, Jr.

OF-Peyton Burrell, D'Hanis, Fr.

UTIL-Marissa Santos, D'Hanis, Sr.

### 2020

(Cancelled due to COVID-19 Pandemic)

### 2019 (May 29-June 1)

McCombs Field (UT), Austin (2A-6A)

Dee Dillon Field (UMHB), Belton (1A)

#### 6A

##### Semifinals

Klein Collins 11, Comal Canyon 1 (5)

Katy 1, Keller 0

##### Championship

Katy 8, Klein Collins 2

##### All-Tournament

P-Alyssa LeBlanc, Katy, Sr.\*

C-Cait Calland, Katy, Sr.

1B-Mia Cantu, Klein Collins, Jr.

2B-Amy Hitt, Katy, Sr.

3B-Arwin Callaway, Klein Collins, Fr.

SS-Alexa Langeliers, Keller, So.

OF-Caley McGuff, Klein Collins, Jr.

OF-Tori Whillock, Katy, Sr.

OF-Kailey Wycoff, Katy, Fr.

UTIL-Sydney Blevin, Comal Canyon, Sr.

#### 5A

##### Semifinals

Corpus Christi Calallen 5, Lewisville The Colony 1

Angleton 7, Forney 6 (11)

##### Championship

Angleton 8, Corpus Christi Calallen 1

##### All-Tournament

P-Aaliyah Garcia, Angleton, Sr.\*

C-Mika Hinojosa, Angleton, Jr.

1B-Haylie Savage, Angleton, So.

2B-Avianna Gonzalez, Corpus Christi Calallen, So.

3B-Mia Scott, Angleton, So.

SS-Danieca Coffey, Angleton, Jr.

OF-Ellie Grill, Angleton, Sr.

OF-Reagan Tennill, Corpus Christi Calallen, Fr.

OF-Teagan Whitley, Angleton, Jr.

UTIL-Trinity Cannon, Forney, Jr.

#### 4A

##### Semifinals

Anna 6, Decatur 4

Huffman Hargrave 4, Fredericksburg 0

##### Championship

Huffman Hargrave 12, Anna 0 (6)

##### All-Tournament

P-Katy Janes, Huffman Hargrave, Jr.\*

C-Jordyn Smith, Decatur, Jr.

1B-Christin Haygood, Huffman Hargrave, So.

2B-Andrea Hortsch, Huffman Hargrave, Jr.

3B-Madison Gaston, Anna, So.

SS-Alli Humphries, Huffman Hargrave, Sr.

OF-Dez Cardenas, Huffman Hargrave, Sr.

OF-Kenzie Gates, Huffman Hargrave, Jr.

OF-Hannah Morland, Anna, Jr.

UTIL-Ashlyn Weinheimer, Fredericksburg, So.

#### 3A

##### Semifinals

Hallettsville 12, Danbury 2 (5)

Rains 4, Brock 2

##### Championship

Rains 6, Hallettsville 2

##### All-Tournament

P-Chanlee Oakes, Rains, So.\*

C-Catrin Hoffman, Rains, Jr.

1B-Graci Shimek, Hallettsville, So.

2B-Kenzi Lange, Hallettsville, Jr.

3B-Jasmine Mott, Rains, Jr.

SS-Leo Terry, Rains, So.

OF-Presley McAree, Rains, Jr.

OF-Kelsi Tonips, Brock, Jr.

OF-Courtney Woytek, Hallettsville, Fr.

UTIL-Rylee Tricek, Hallettsville, Sr.



### 2A

**Semifinals**  
Crawford 6, Pineland West Sabine 5  
Thorndale 10, Windthorst 0 (5)  
**Championship**  
Crawford 8, Thorndale 7 (8)  
**All-Tournament**  
P-Makey Dunbar, Crawford, Jr.\*  
C-Madison Kelm, Thorndale, Sr.  
1B-Avery Ward, Crawford, Sr.  
2B-Kyla Mach, Crawford, Jr.  
3B-Kelsey Kovar, Thorndale, Fr.  
SS-Jayci Martinka, Thorndale, Jr.  
OF-Emilee Baker, Thorndale, Fr.  
OF-Susan Muncrief, Pineland West Sabine, So.  
OF-Addi Weaver, Crawford, Jr.  
UTIL-Cambree Aguirre, Crawford, Sr.

### 1A

**Semifinals**  
D'Hanis 2, Dodd City 1  
Chireno 14, Gail Borden County 8  
**Championship**  
D'Hanis 9, Chireno 7  
**All-Tournament**  
P-Marissa Santos, D'Hanis, Fr.\*  
C-Madi Rhodes, D'Hanis, So.  
1B-Emma Bennett, Chireno, Jr.  
2B-Alana Caskey, Chireno, So.  
3B-Natalie McFadin, D'Hanis, So.  
SS-Cassandra Zerr, D'Hanis, Sr.  
OF-Chloe Cowan, D'Hanis, Sr.  
OF-Rayme Jones, Gail Borden County, Sr.  
OF-Nelly Vargas, Chireno, So.  
UTIL-Kayla Durrett, Chireno, Sr.

### 2018 (May 30-June 2)

#### McCombs Field (UT), Austin (2A-6A)

#### Dee Dillon Field (UMHB), Belton (1A)

### 6A

**Semifinals**  
Comal Canyon 8, Conroe Oak Ridge 1



Aaliyah Garcia - Angleton

Humble Atascocita 4, Plano 2  
**Championship**  
Humble Atascocita 5, Comal Canyon 3  
**All-Tournament**  
P-Brooke Vestal, Comal Canyon, Sr.  
C-London Marder, Humble Atascocita, Jr.  
1B-Natalie O'Brien, Plano, So.  
2B-Katie Cumusz, Humble Atascocita, Fr.  
3B-Skyler Wilabay, Humble Atascocita, So.  
SS-Sydney Belvin, Comal Canyon, Jr.  
OF-Lauren Bazan, Humble Atascocita, Sr.\*  
OF-Lillie Grotenhuis, Humble Atascocita, Sr.  
OF-Mia Macchia, Comal Canyon, So.  
UTIL-Aliyah Pritchett, Comal Canyon, Jr.

### 5A

**Semifinals**  
Richmond Foster 8, Fort Worth Arlington Heights 1  
Forney 3, Mont Belvieu Barbers Hill 0  
**Championship**  
Forney 4, Richmond Foster 1  
**All-Tournament**  
P-Savanna DesRochers, Forney, So.\*  
C-Samantha Coker, Forney, Sr.  
1B-Amanda Allen, Richmond Foster, Fr.  
2B-Trinity Cannon, Forney, So.  
3B-Kylie Neel, Richmond Foster, Jr.  
SS-Caleigh Cross, Forney, Jr.  
OF-Caroline Tedder, Forney, Sr.  
OF-Hannah Holdbrook, Forney, Jr.  
OF-Leea Dempsey, Richmond Foster, Jr.  
UTIL-Kacie Pryor, Richmond Foster, Sr.

### 4A

**Semifinals**  
Liberty 1, Beeville Jones 0  
Vernon 6, Rains 2 (11)  
**Championship**  
Liberty 3, Vernon 1  
**All-Tournament**  
P-Kaci West, Liberty, Fr.\*  
C-Lauren Hager, Vernon, Jr.  
1B-Olivia Lusk, Rains, Sr.  
2B-Jaylen Prichard, Liberty, Fr.  
3B-Mikaelah Burkland, Liberty, Fr.  
SS-Baylee Chandler, Liberty, So.  
OF-Avery Kinney, Vernon, Jr.  
OF-Abby Phillips, Liberty, So.  
OF-Saleen Flores, Beeville Jones, Sr.  
UTIL-Leo Terry, Rains, Fr.

### 3A

**Semifinals**  
Hughes Springs 5, Grandview 2 (8)  
Santa Gertrudis Academy 5, Brock 0  
**Championship**  
Santa Gertrudis Academy 8, Hughes Springs 3  
**All-Tournament**  
P-Saidi Castillo, Santa Gertrudis Academy, Sr.\*  
C-Kennedi Northam, Hughes Springs, Sr.  
1B-Kennedy Silva, Santa Gertrudis Academy, Sr.  
2B-Ali Salinas, Santa Gertrudis Academy, Jr.  
3B-Yadira Lopez, Santa Gertrudis Academy, So.  
SS-Alyssa Gonzalez, Santa Gertrudis Academy, Sr.  
OF-Peyton Blythe, Hughes Springs, Sr.  
OF-Pearl Perry, Hughes Springs, Jr.  
OF-Breanna Carr, Santa Gertrudis Academy, So.  
UTIL-Carissa De Los Santos, Santa Gertrudis Academy, Fr.

### 2A

**Semifinals**  
Normangee 8, Woden 7  
Bells 13, Albany 0 (5)  
**Championship**  
Bells 9, Normangee 5

### All-Tournament

P-Cheyenne Floyd, Bells, So.  
C-Ashley Sloan, Bells, Sr.  
1B-Lexi Harris, Normangee, Sr.  
2B-Sloane Swearingen, Normangee, Jr.  
3B-Mia Moore, Bells, Fr.  
SS-Gabby Smith, Bells, Fr.  
OF-Bella Smith, Bells, So.\*  
OF-Briley Watkins, Woden, Fr.  
OF-Mikayla Merkel, Normangee, Jr.  
UTIL-Maci Sanders, Normangee, Jr.

### 1A

**Semifinals**  
Ector 5, Gail Borden County 1  
Slocum 3, D'Hanis 0  
**Championship**  
Slocum 3, Ector 0  
**All-Tournament**  
P-Jalyn Fletcher, Slocum, Jr.\*  
C-Briley Evers, Slocum, Sr.  
1B-Kara Cumby, Slocum, Sr.  
2B-Courtney January, Slocum, Jr.  
3B-Montana Johnson, Ector, Sr.  
SS-Jessi Ives, Slocum, Sr.  
OF-Sunnie Bingham, Ector, Sr.  
OF-Laney Lasiter, Slocum, Jr.  
OF-Natalie McFadin, D'Hanis, Fr.  
UTIL-Destiny Whitburn, Ector, Jr.

### 2017 (May 31-June 3)

#### McCombs Field (UT), Austin (2A-6A)

#### Dee Dillon Field (UMHB), Belton (1A)

### 6A

**Semifinals**  
Keller 5, Deer Park 2  
Austin Bowie 2, Northside Brennan 1  
**Championship**  
Keller 5, Austin Bowie 1  
**All-Tournament**  
P-Dylann Kaderka, Keller, So.  
C-Courtney Cagle, Keller, Jr.  
1B-Sierra Schottler, Northside Brennan, Fr.  
2B-Nikki Gil, Austin Bowie, Sr.  
3B-Meagan Ramos, Austin Bowie, Sr.  
SS-Kasey Simpson, Keller, Jr.  
OF-Amanda Desario, Keller, So.  
OF-Jacqueline Ramos, Austin Bowie, Sr.  
OF-Caroline Woodall, Keller, So.  
UTIL-Camryn Woodall, Keller, Sr.\*

### 5A

**Semifinals**  
Lewisville The Colony 3, Canyon 0 (8)  
Willis 5, Dripping Springs 0  
**Championship**  
Lewisville The Colony 5, Willis 2  
**All-Tournament**  
P-Karlie Charles, Lewisville The Colony, So.\*  
C-Jacee Hamlin, Lewisville The Colony, Fr.  
1B-Suzu Lopez, Willis, Jr.  
2B-Camille Corona, Dripping Springs, So.  
3B-Samara Lagway, Willis, Jr.  
SS-Jayda Coleman, Lewisville The Colony, Fr.  
OF-Haley Ramsey, Willis, Fr.  
OF-Morgan Olson, Lewisville The Colony, Sr.  
OF-Emma Ortiz, Lewisville The Colony, Sr.  
UTIL-Casey Dixon, Willis, Sr.

### 4A

**Semifinals**  
Krum 9, Beeville Jones 0





Bells - 2017 Conference 2A Softball Champions

Liberty Hill 6, Vernon 2  
**Championship**  
 Krum 4, Liberty Hill 3  
**All-Tournament**  
 P-Tristan Bridges, Krum, Jr.\*  
 C-Morgan Sebastian, Krum, Jr.  
 1B-Samantha Barnett, Liberty Hill, Sr.  
 2B-Jessalyn Burkett, Beeville Jones, So.  
 3B-Regan Smith, Krum, Jr.  
 SS-Joely Williamson, Liberty Hill, Sr.  
 OF-McKenna Bruce, Krum, Sr.  
 OF-Carissa Garza, Liberty Hill, So.  
 OF-Maddie Goin, Krum, Jr.  
 UTIL-Avery Williams, Krum, Sr.

**3A**  
**Semifinals**  
 Santa Gertrudis Academy 8, Brock 2  
 Little River Academy 3, Hughes Springs 2  
**Championship**  
 Little River Academy 5, Santa Gertrudis Academy 3  
**All-Tournament**  
 P-Gaby Hay, Little River Academy, Sr.\*  
 C-Destini Hulsey, Little River Academy, Sr.  
 1B-Bailey Wagner, Brock, Jr.  
 2B-Ali Salinas, Santa Gertrudis Academy, So.  
 3B-Jackie De Los Santos, Santa Gertrudis Academy, Jr.  
 SS-Alyssa Gonzalez, Santa Gertrudis Academy, Jr.  
 OF-Makayla Henry, Little River Academy, Jr.  
 OF-Kylah Hulsey, Little River Academy, So.  
 OF-Lenzi Stewart, Little River Academy, Sr.  
 UTIL-Saidi Castillo, Santa Gertrudis Academy, Jr.

**2A**  
**Semifinals**  
 Shiner 5, Woden 1  
 Bells 3, Archer City 1  
**Championship**  
 Bells 7, Shiner 6  
**All-Tournament**  
 P-Cheyenne Floyd, Bells, Fr.\*  
 C-Ashley Sloan, Bells, Jr.  
 1B-Claire Patek, Shiner, Sr.  
 2B-Lauren Schuette, Shiner, Sr.  
 3B-C.J. Crane, Bells, Sr.  
 SS-Kailey Williams, Shiner, Jr.  
 OF-Kassidy Bishop, Shiner, Sr.  
 OF-Mackinly Pilat, Shiner, Sr.  
 OF-Bella Smith, Bells, Fr.

UTIL-Kylie Stubbs, Bells, Sr.

**1A**  
**Semifinals**  
 Hermleigh 20, Dodd City 19 (8)  
 Slocum 10, Bartlett 5  
**Championship**  
 Slocum 10, Hermleigh 0 (5)  
**All-Tournament**  
 P-Jalyn Fletcher, Slocum, So.\*  
 C-Briley Evers, Slocum, Jr.  
 1B-Kara Cumby, Slocum, Jr.  
 2B-Courtney January, Slocum, Sr.  
 3B-De'lijah Pope, Bartlett, Sr.  
 SS-Lillyan Digby, Hermleigh, So.  
 OF-Sandra Carr, Slocum, So.  
 OF-Shelby Bowman, Hermleigh, Jr.  
 OF-Taylor Clark, Slocum, So.  
 UTIL-Madelyn Underwood, Dodd City, Jr.

### 2016 (June 1-4) McCombs Field (UT), Austin

**6A**  
**Semifinals**  
 Keller 5, Humble Atascocita 4 (8)  
 Pearland 4, Weslaco 0  
**Championship**  
 Keller 5, Pearland 0  
**All-Tournament**  
 P-Kaylee Rogers, Keller, Sr.\*  
 C-Shelby Henderson, Keller, Sr.  
 1B-Kandace Johnson, Humble Atascocita, Sr.  
 2B-Camryn Woodall, Keller, Jr.  
 3B-Natalie Romero, Pearland, Sr.  
 SS-Jamaiya Miller, Humble Atascocita, Sr.  
 OF-Amanda Desario, Keller, Fr.  
 OF-Madison Clements, Pearland, Sr.  
 OF-Lindsey Stewart, Pearland, Sr.  
 UTIL-Alyssa Denham, Pearland, Sr.

**5A**  
**Semifinals**  
 Gregory-Portland 4, Angleton 1  
 North Richland Hills Birdville 10, Frisco 1  
**Championship**  
 North Richland Hills Birdville 8, Gregory-Portland 7

### All-Tournament

P-Grace Greene, North Richland Hills Birdville, Fr.  
 C-Kylea Nix, Gregory-Portland, Sr.  
 1B-Calie Burris, North Richland Hills Birdville, Jr.  
 2B-Gianna Valforte, North Richland Hills Birdville, Jr.  
 3B-Elena Garcia, North Richland Hills Birdville, Jr.\*  
 SS-Cassandra Roche, Gregory-Portland, Sr.  
 OF-Maygan Paul, North Richland Hills Birdville, So.  
 OF-Skyilar Ouellette, Gregory-Portland, Jr.  
 OF-Emma Ortiz, Frisco, Jr.  
 UTIL-Sydney Ouellette, Gregory-Portland, Fr.

### 4A

#### Semifinals

La Grange 7, Brownwood 1  
 Paris North Lamar 7, Needville 6 (8)

#### Championship

La Grange 8, Paris North Lamar 1

#### All-Tournament

P-Missy Zoch, La Grange, Sr.  
 C-Megan Crosby, Needville, Sr.  
 1B-Amber Loehr, La Grange, Sr.  
 2B-Briana Angel, La Grange, Sr.\*  
 3B-Riley Fisbeck, La Grange, Sr.  
 SS-Blake Ann Fritsch, La Grange, Sr.  
 OF-Summer Andrews, Paris North Lamar, So.  
 OF-Anna Gadway, Needville, Fr.  
 OF-Shelby Dixon, La Grange, Jr.  
 UTIL-Reagan Richardson, Paris North Lamar, So.

### 3A

#### Semifinals

West 2, Santa Gertrudis Academy 0  
 Colorado City Colorado 5, Brock 2

#### Championship

West 11, Colorado City Colorado 0 (5)

#### All-Tournament

P-Daniell Nors, West, Jr.\*  
 C-Casie Pavlas, West, Jr.  
 1B-Carigan Suggs, West, Sr.  
 2B-Emeri Eubanks, West, Jr.  
 3B-Sierra Reese, West, Sr.  
 SS-Maddison Kettler, West, Sr.  
 OF-Mia Pokluda, West, So.  
 OF-Julia Wernet, West, Jr.  
 OF-Baylie Lindsey, Colorado City Colorado, Jr.  
 UTIL-Saidi Castillo, Santa Gertrudis Academy, So.

### 2A

#### Semifinals

Windthorst 11, Crawford 1 (5)  
 Shiner 13, Harleton 2 (5)

#### Championship

Shiner 13, Windthorst 0 (5)

#### All-Tournament

P-CeCe Darilek, Shiner, Sr.\*  
 C-Madison Jalufka, Shiner, Jr.  
 1B-Kori Landman, Shiner, Sr.  
 2B-Lauren Schuette, Shiner, Jr.  
 3B-Bethany Nevlud, Shiner, So.  
 SS-Kailey Williams, Shiner, So.  
 OF-Mackinly Pilat, Shiner, Jr.  
 OF-Hannah Nevlud, Shiner, Sr.  
 OF-Taylor Wenske, Shiner, Fr.  
 UTIL-Breann Schreiber, Windthorst, Sr.

### 2015 (June 3-6) McCombs Field (UT), Austin

#### 6A

##### Semifinals

Katy 3, Conroe The Woodlands 2 (8)  
 Lewisville 3, San Benito 2

##### Championship

Katy 3, Lewisville 2





### All-Tournament

P-Kylie Redding, Katy, So.  
 C-Gaby Vasquez, Lewisville, Sr.  
 1B-Kourtney Coveney, Katy, So.  
 2B-Tommi Goodman, Lewisville, Jr.  
 3B-Kayla Garcia, Katy, Fr.\*  
 SS-Aubrey Leach, Conroe The Woodlands, Sr.  
 OF-Katie Clark, Katy, Jr.  
 OF-McKay Bloxham, Katy, So.  
 OF-Lindsay French, Lewisville, Jr.  
 UTIL-Maribeth Gorsuch, Lewisville, Jr.

### 5A

#### Semifinals

Aledo 8, Fort Bend Ridge Point 7  
 Cedar Park Vista Ridge 12, Hallsville 5

#### Championship

Aledo 3, Cedar Park Vista Ridge 2

#### All-Tournament

P-Lauren Craine, Aledo, Sr.\*  
 C-Alli Ramsey, Aledo, Sr.  
 1B-Lauren McCown, Cedar Park Vista Ridge, So.  
 2B-Maddey Collins, Cedar Park Vista Ridge, So.  
 3B-Riley Sartain, Aledo, Sr.  
 SS-Allie Ameson, Aledo, Sr.  
 OF-Kadyn Kirkpatrick, Aledo, Jr.  
 OF-Lauren Pick, Cedar Park Vista Ridge, Sr.  
 OF-Julie Ann Rawls, Hallsville, Jr.  
 UTIL-Makinzy Herzog, Fort Bend Ridge Point, Fr.

### 4A

#### Semifinals

Huffman Hargrave 2, Snyder 0  
 Needville 9, Texarkana Pleasant Grove 6

#### Championship

Huffman Hargrave 6, Needville 4

#### All-Tournament

P-Megan Unroe, Huffman Hargrave, Sr.\*  
 C-Loren Dempsey, Huffman Hargrave, Sr.  
 1B-Naudia Gonzalez, Snyder, Sr.  
 2B-Kylie Matula, Needville, So.  
 3B-Faith Lipham, Texarkana Pleasant Grove, Jr.  
 SS-Mari Cranek, Needville, Sr.  
 OF-Caroline Brisco, Needville, Jr.  
 OF-Maggie McCloskey, Huffman Hargrave, Jr.  
 OF-Madi O'Neal, Huffman Hargrave, Jr.  
 UTIL-Kylie George, Huffman Hargrave, So.

### 3A

#### Semifinals

Hallettsville 12, Whitewright 5  
 East Bernard 1, Comanche 0

#### Championship

East Bernard 8, Hallettsville 1

#### All-Tournament

P-Samantha Show, East Bernard, Sr.\*  
 C-Alyssa Reyes, East Bernard, Jr.  
 1B-Kendra Gillam, Comanche, Sr.  
 2B-Camille Grahmann, Hallettsville, Jr.  
 3B-Kelbi Fortenberry, East Bernard, Jr.  
 SS-Kendyle Lange, Hallettsville, So.  
 OF-Tucker Caraway, Whitewright, Sr.  
 OF-Maycie Atterberry, East Bernard, Fr.  
 OF-Kenna Lange, Hallettsville, Fr.  
 UTIL-Paiden Pruet, Hallettsville, Sr.

### 2A

#### Semifinals

Harleton 8, Bosqueville 0  
 Shiner 5, Hawley 4

#### Championship

Shiner 3, Harleton 0

#### All-Tournament

P-CeCe Darilek, Shiner, Jr.  
 C-Haley Pyland, Harleton, Fr.

1B-Ali Modisett, Harleton, Sr.  
 2B-Lauren Schuette, Shiner, So.  
 3B-Bethany Nevlud, Shiner, Fr.\*  
 SS-Kailey Williams, Shiner, Fr.  
 OF-Kassidy Bishop, Shiner, So.  
 OF-Morgan Bullock, Harleton, Jr.  
 OF-Dakotah Hawk, Harleton, Jr.  
 UTIL-Randi Carol Phillips, Harleton, So.

## 2014 (May 28-31) McCombs Field (UT), Austin

### 5A

#### Semifinals

Deer Park 6, Lubbock Coronado 1  
 Conroe The Woodlands 12, San Antonio Southwest 2 (6)

#### Championship

Deer Park 8, Conroe The Woodlands 2

#### All-Tournament

P-Payton McBride, Deer Park, So.\*  
 C-Kelcy Leach, Conroe The Woodlands, Fr.  
 1B-Caitlin Plocheck, Deer Park, Sr.  
 2B-Tyler Galena, Deer Park, Jr.  
 3B-Rhonda Jarvis, Deer Park, Jr.  
 SS-Aubrey Leach, Conroe The Woodlands, Sr.  
 OF-Haley Harrison, Deer Park, Sr.  
 OF-Devann Hebert, Deer Park, Sr.  
 OF-Brittany Mann, Conroe The Woodlands, Sr.  
 UTIL-Sidney Salmans, Conroe The Woodlands, Sr.

### 4A

#### Semifinals

Ennis 8, Mont Belvieu Barbers Hill 7  
 Aledo 6, Buda Hays 5

#### Championship

Aledo 10, Ennis 3

#### All-Tournament

P-Lauren Craine, Aledo, Jr.  
 C-Allie Ramsey, Aledo, Jr.  
 1B-Kayla Prachyl, Ennis, Sr.  
 2B-Rhyllie Makawe, Aledo, Jr.\*  
 3B-Riley Sartain, Aledo, Jr.  
 SS-Allie Ameson, Aledo, Jr.  
 OF-Julia Hollingsworth, Ennis, Jr.  
 OF-Kadyn Kirkpatrick, Aledo, So.  
 OF-Haylee Bowen, Aledo, Sr.  
 UTIL-Michaela Cochran, Ennis, So.

### 3A

#### Semifinals

Van 15, Snyder 13  
 La Grange 4, Huffman Hargrave 1

#### Championship

La Grange 7, Van 3

#### All-Tournament

P-Marissa Zoch, La Grange, So.  
 C-Hatti Moore, La Grange, Fr.  
 1B-Naudia Gonzales, Snyder, Jr.  
 2B-Priscilla Guzman, Snyder, Jr.  
 3B-Kristy Bertsch, La Grange, Jr.  
 S-Alyssa Angel, La Grange, Sr.  
 OF-Hallee Carter, Van, Jr.  
 OF-Blake-Ann Fritsch, La Grange, So.  
 OF-Jordain Castillo, Van, Jr.  
 UTIL-Kylee Moore, Van, Jr.

### 2A

#### Semifinals

East Bernard 7, Hawley 0  
 Crawford 9, Lone Oak 2

#### Championship

Crawford 5, East Bernard 3

#### All-Tournament

P-Carrigan Chambers, Crawford, Sr.

C-Sydney Christensen, Crawford, Sr.  
 1B-Cheyenne Lynch, Crawford, Sr.  
 2B-Tori Phillips, Crawford, Sr.  
 3B-Kelbi Fortenberry, East Bernard, So.  
 SS-Morgan Gropp, Crawford, Sr.\*  
 OF-Jessica TomcheSon, Crawford, Sr.  
 OF-Angelica Lopez, East Bernard, Sr.  
 OF-Haley Clark, East Bernard, So.  
 UTIL-Samantha Show, East Bernard, Sr.

### 1A

#### Semifinals

Harleton 5, Hubbard 0  
 Weimar 6, Petrolia 0

#### Championship

Weimar 4, Harleton 3

#### All-Tournament

P-Kendall Marak, Weimar, Jr.\*  
 C-Hunter Ervin, Ivanhoe Rayburn, So.  
 1B-Ali Modisett, Harleton, Jr.  
 2B-Taylor Pryland, Harleton, Jr.  
 3B-Bailey Cernosek, Weimar, Jr.  
 SS-Emma Holland, Weimar, Fr.  
 OF-McKenna Munsch, Weimar, Sr.  
 OF-Avery Underwood, Harleton, Fr.  
 OF-Macy Ridinger, Petrolia, Jr.  
 UTIL-Baylee Cochran, Harleton, Sr.

## 2013 (May 31-June 3) McCombs Field (UT), Austin

### 5A

#### Semifinals

Humble Kingwood 9, Deer Park 3  
 Lewisville 5, San Benito 2

#### Championship

Lewisville 3, Humble Kingwood 2

#### All-Tournament

P-Maribeth Gorsuch, Lewisville, Fr.\*  
 C-Emily Lasky, Lewisville, Sr.  
 1B-Becca Scott, Lewisville, Sr.  
 2B-Krista Frontino, Humble Kingwood, Jr.  
 3B-Megan Haggard, Lewisville, Jr.  
 SS-Lindsay Gregory, Humble Kingwood, Fr.  
 OF-Miranda Worthington, Lewisville, Jr.  
 OF-Kacie Saucedo, Lewisville, Jr.  
 OF-Arianna Zerial, Humble Kingwood, So.  
 UTIL-Allie Gonzalez, Humble Kingwood, So.

### 4A

#### Semifinals

Lucas Lovejoy 10, Richmond Foster 5 (12)  
 Buda Hays 8, Aledo 1

#### Championship

Buda Hays 11, Lucas Lovejoy 8

#### All-Tournament

P-Sarah Leal, Buda Hays, Jr.  
 C-Amanda Gray, Lucas Lovejoy, Jr.  
 1B-Clarissa Gonzalez, Buda Hays, Sr.  
 2B-Katie Curry, Lucas Lovejoy, So.  
 3B-Jaclyn Willis, Lucas Lovejoy, Fr.  
 SS-Maddy Shannon, Buda Hays, Jr.  
 OF-Hannah Ramsey, Buda Hays, Sr.\*  
 OF-Brayden Pinckard, Buda Hays, Sr.  
 OF-Ginger Hervey, Lucas Lovejoy, Sr.  
 UTIL-Danielle Brochu, Lucas Lovejoy, So.

### 3A

#### Semifinals

Hudson 9, Burkburnett 5  
 Mineola 7, La Grange 1

#### Championship

Hudson 12, Mineola 9



All-Tournament

P-Kelsee Selman, Hudson, Sr.\*  
C-Morgan Catron, Mineola, Sr.  
1B-Alyssa Dotson, Hudson, Sr.  
2B-Cassidy Brasuell, Hudson, Sr.  
3B-Breanna Homer, La Grange, Sr.  
SS-Bryli Lee, Lufkin Hudson, Sr.  
OF-Ali Galaz, Mineola, Sr.  
OF-KK Parker, Hudson, Jr.  
OF-Alyssa Pierce, Hudson, Sr.  
UTIL-Madison Jeffrey, Hudson, Sr.

**2A**

Semifinals

Pilot Point 5, Garrison 2  
Santa Gertrudis Academy 7, Hawley 6

Championship

Pilot Point 1, Santa Gertrudis Academy 0

All-Tournament

P-Skylar Cagle, Pilot Point, Sr.\*  
C-Danielle Gonzalez, Santa Gertrudis Academy, Sr.  
1B-Amanda Verette, Hawley, Sr.  
2B-Lori Campbell, Pilot Point, Sr.  
3B-Kimberly Ruiz, Santa Gertrudis Academy, Jr.  
SS-Celeste Castillo, Santa Gertrudis Academy, So.  
OF-Miranda Gonzalez, Santa Gertrudis Academy, Sr.  
OF-Sierra Brooks, Pilot Point, Sr.  
OF-Mallory Ramsey, Pilot Point, So.  
UTIL-Allison Strittmatter, Pilot Point, Jr.

UTIL-Alaina Kissinger, Ivanhoe Rayburn, Sr.

**2012 (May 30-June 2)**  
**McCombs Field (UT), Austin**  
**5A**

Semifinals

Klein Collins 6, Plano East 3  
Deer Park 13, Northside O'Connor 2 (5)

Championship

Deer Park 6, Klein Collins 0

All-Tournament

P-Kristen Davenport, Deer Park, Sr.\*  
C-Jo Rivera, Deer Park, Fr.  
1B-Caitlin Plocheck, Deer Park, So.  
2B-Lexi Fryar, Deer Park, Jr.  
3B-Angelica Gonzales, Klein Collins, Sr.  
SS-Alexis Garcia, Deer Park, Jr.  
OF-Haley Harrison, Deer Park, So.  
OF-Alana Tinker, Deer Park, So.  
OF-Chandler Cink, Plano East, Sr.  
UTIL-Laura Lopez, Klein Collins, Sr.

**4A**

Semifinals

Montgomery 11, Fomey 3  
Comal Smithson Valley 11, Waco Midway 9

Championship

Comal Smithson Valley 9, Montgomery 8

Championship

Hudson 8, Henderson 4

All-Tournament

P-Kelsee Selman, Hudson, Jr.\*  
C-Lauren Gilcrease, Hudson, Sr.  
1B-AlySa Dotson, Hudson, Jr.  
2B-Cassidy Brasuell, Hudson, Jr.  
3B-Jade Havard, Hudson, Sr.  
SS-Allison Waggoner, Henderson, Sr.  
OF-Jenna Toon, Henderson, Sr.  
OF-Madison Selman, Hudson, So.  
OF-Marlee Guidry, Hudson, Sr.  
UTIL-Tessa Thomas, Henderson, Sr.

**2A**

Semifinals

Alpine 4, Mineola 3 (8)  
Crawford 4, Danbury 3

Championship

Crawford 5, Alpine 1

All-Tournament

P-Carrigan Chambers, Crawford, So.\*  
C-Sydney Christensen, Crawford, So.  
1B-Kirsten Goodwin, Crawford, Sr.  
2B-Morgan Grope, Crawford, So.  
3B-Leah Brown, Crawford, Jr.  
SS-Taylor Vrazel, Danbury, So.  
OF-Ali Galaz, Mineola, Jr.  
OF-Tori Phillips, Crawford, So.  
OF-Christina Graham, Alpine, Sr.  
UTIL-Mary Catherine Saenz, Alpine, Sr.

**1A**

Semifinals

Ivanhoe Rayburn 5, Petrolia 3  
Flatonia 4, Garrison 1

Championship

Flatonia 6, Ivanhoe Rayburn 4 (9)

All-Tournament

P-Katherine Steinhauer, Flatonia, So.  
C-Jamie Kowalick, Petrolia, Sr.  
1B-Avery Cranford, Ivanhoe Rayburn, Sr.  
2B-Alexandra Burns, Flatonia, Sr.  
3B-Taylor Williams, Flatonia, Jr.\*  
SS-Courtney Mica, Flatonia, Sr.  
OF-McKenna Lopez, Flatonia, So.  
OF-Ali Wiechermanm, Ivanhoe Rayburn, Jr.  
OF-Sydney Davis, Ivanhoe Rayburn, Sr.  
UTIL-Kylie Mica, Flatonia, Fr.

**2011 (June 2-4)**  
**McCombs Field (UT), Austin**  
**5A**

Semifinals

Northside O'Connor 3, Plano 2  
Conroe The Woodlands 6, Pearland 0

Championship

Conroe The Woodlands 7, Northside O'Connor 5


All-Tournament

P-Paige McDuffe, Conroe The Woodlands, Jr.\*  
C-Chelsea Bennett, Pearland, Sr.  
1B-Jessica Snyder, Conroe The Woodlands, Jr.  
2B-Alyssa Jorgensen, Conroe The Woodlands, So.  
3B-Brooke Riemann, Conroe The Woodlands, Sr.  
SS-Faith Bohack, Conroe The Woodlands, Jr.  
OF-Kelsey Jolly, Conroe The Woodlands, Sr.  
OF-Kristen Miles, Plano, Jr.  
OF-Leandra Maly, Pearland, Sr.  
UTIL-Maegan Ramirez, Northside O'Connor, Sr.

**4A**

Semifinals

Santa Fe 3, Dripping Springs 2



Deer Park - 2012 Conference 5A Softball Champions

**1A**

Semifinals

Ivanhoe Rayburn 8, Albany 6  
Weimar 13, Beckville 3 (5)

Championship

Weimar 2, Ivanhoe Rayburn 0

All-Tournament

P-Kendall Marak, Weimar, Jr.\*  
C-Ali Weichman, Ivanhoe Rayburn, Sr.  
1B-Allison Williams, Weimar, Fr.  
2B-Allison Srubar, Weimar, Sr.  
3B-Maddie Dow, Ivanhoe Rayburn, Sr.  
SS-Taylor Lindsay, Beckville, Jr.  
OF-Shelby Vacek, Weimar, So.  
OF-Keegan Hill, Albany, Sr.  
OF-Jaiden Pelton, Ivanhoe Rayburn, Sr.

All-Tournament

P-Regan Mergele, Comal Smithson Valley, Fr.  
C-Celena Massey, Comal Smithson Valley, Jr.  
1B-Taylor Darilek, Comal Smithson Valley, Jr.  
2B-Megan Hill, Comal Smithson Valley, Sr.  
3B-Carly Holder, Montgomery, Fr.  
SS-Monique Miller, Waco Midway, Sr.  
OF-Bailey Watson, Montgomery, Fr.  
OF-Kellen Robles, Comal Smithson Valley, Jr.\*  
OF-Rylie Chappell, Fomey, Sr.  
UTIL-Devon Tunning, Montgomery, Jr.

**3A**

Semifinals

Hudson 5, West 2  
Henderson 3, Liberty Hill 0



Forney 9, Waco Midway 6  
Championship  
 Santa Fe 10, Forney 3  
All-Tournament  
 P-Micaela Bouvier, Santa Fe, So.  
 C-Krista Williams, Forney, So.  
 1B-Ciara Sunseri, Santa Fe, So.\*  
 2B-Alexia Rowe, Waco Midway, Fr.  
 3B-Tina Cisneros, Dripping Springs, Sr.  
 SS-Jennifer Hamil, Santa Fe, Sr.  
 OF-Jordan Garza, Santa Fe, Sr.  
 OF-Laura Mabary, Forney, Jr.  
 OF-Lindsay Campbell, Santa Fe, Jr.  
 UTIL-Janice Burke, Dripping Springs, Fr.

**3A**  
Semifinals  
 West 9, Sweeny 7  
 Celina 4, Huntington 3 (11)  
Championship  
 Celina 5, West 1  
All-Tournament

P-Katelyn Drummond, Celina, Jr.  
 C-Paige Mongillo, Celina, Jr.  
 1B-Megan Alred, West, Sr.  
 2B-Taylor Sullins, West, Sr.  
 3B-Janie Knowles, Celina, Fr.  
 SS-Shelby Carter, Celina, Jr.\*  
 OF-Claudia Cantu, Celina, Jr.  
 OF-Shelby Miller, Sweeny, So.  
 OF-Mackenzie Wemet, West, So.  
 UTIL-Erica Wright, Huntington, Fr.

**2A**  
Semifinals  
 Danbury 10, Callisburg 1  
 Nacogdoches Central Heights 17, Wall 3 (5)  
Championship  
 Danbury 9, Nacogdoches Central Heights 1  
All-Tournament  
 P-Kaylee Garner, Danbury, So.\*  
 C-Ashley Noak, Danbury, Sr.  
 1B-Macy Peltier, Danbury, Sr.  
 2B-Kristin Yeager, Danbury, Sr.  
 3B-Leslie Penick, Nacogdoches Central Heights, Sr.  
 SS-Savannah Martin, Nacogdoches Central Heights, So.  
 OF-Shelby Scott, Danbury, Jr.  
 OF-Brittany Bailey, Danbury, Sr.  
 OF-Brittany Johnson, Nacogdoches Central Heights, So.  
 UTIL-Chandler McCarty, Nacogdoches Central Heights, Jr.

**1A**  
Semifinals  
 Shiner 16, Lindsay 4 (5)  
 Grapeland 8, Albany 3  
Championship  
 Shiner 1, Grapeland 0  
All-Tournament  
 P-Ashley Shimek, Shiner, Sr.\*  
 C-Holly Haas, Shiner, Sr.  
 1B-Jordan Pietsch, Shiner, Jr.  
 2B-Ryah Michalec, Shiner, Jr.  
 3B-Juliana Rankin, Shiner, Fr.  
 SS-Jayde Westbrook, Grapeland, So.  
 OF-Jalesia Walker, Grapeland, Jr.  
 OF-Stacey Perez, Shiner, Jr.  
 OF-Hailey Owen, Albany, Sr.  
 UTIL-Summer Groholski, Grapeland, Sr.

### 2010 (June 3-5) McCombs Field (UT), Austin

**5A**  
Semifinals  
 Pearland 1, Lewisville Hebron 0  
 Austin Bowie 9, Tomball 1  
Championship  
 Pearland 4, Austin Bowie 0  
All-Tournament  
 P-Jessica Bowden, Pearland, Jr.  
 C-Chelsea Bennett, Pearland, Jr.  
 1B-Megan Coronado, Pearland, Sr.  
 2B-Maddie Lionberger, Austin Bowie, So.  
 3B-Alli Akina, Austin Bowie, Jr.  
 SS-Jaclyn Bechtle, Pearland, Sr.\*  
 OF-Leandra Maly, Pearland, Jr.  
 OF-Sloan Walker, Tomball, So.  
 OF-Rachel Chavana, Austin Bowie, Jr.  
 UTIL-Shay Rossow, Austin Bowie, Jr.

**4A**  
Semifinals  
 Waco Midway 7, Denton Guyer 0  
 Magnolia 2, Comal Canyon 0 (10)  
Championship  
 Waco Midway 1, Magnolia 0 (8)  
All-Tournament  
 P-Kemitria Ward, Waco Midway, Sr.\*  
 C-Kelley Schaefer, Waco Midway, Jr.  
 1B-Aubrey Fredlund, Waco Midway, Sr.  
 2B-Makenzie Robertson, Waco Midway, Sr.  
 3B-Valerie Ramirez, Waco Midway, Sr.  
 SS-Monique Miller, Waco Midway, So.  
 OF-Victoria Birdwell, Magnolia, So.  
 OF-Kailee Vrana, Comal Canyon, Sr.  
 OF-Kendra Sancet, Magnolia, Jr.  
 UTIL-Katy Adair, Magnolia, Sr.

**3A**  
Semifinals  
 West 1, Needville 0 (11)  
 Paris North Lamar 8, Robinson 1  
Championship  
 Paris North Lamar 1, West 0 (12)  
All-Tournament  
 P-Rayn House, Paris North Lamar, Sr.\*  
 C-Carley Conley, Paris North Lamar, Jr.  
 1B-Julie Stack, Needville, Jr.  
 2B-Cobi Barker, Paris North Lamar, Jr.  
 3B-Brooke Morrison, West, Jr.  
 SS-Lindsey Cargill, Robinson, Fr.  
 OF-Kristyn Kolacek, West, Sr.  
 OF-Chancy Williams, Paris North Lamar, So.  
 OF-Taylor Sullins, West, Jr.  
 UTIL-Ashley Anz, West, Sr.

**2A**  
Semifinals  
 George West 1, Early 0 (11)  
 Brock 2, Harleton 0 (10)  
Championship  
 George West 1, Brock 0 (8)  
All-Tournament  
 P-Maggie Ham, George West, Jr.\*  
 C-Cheyenne DeLaGarza, Brock, Sr.  
 1B-Kayla Krietsch, George West, Sr.  
 2B-Daniela Castillo, Early, So.  
 3B-Kourtney Lowe, Brock, Sr.  
 SS-Salina Chapa, George West, Jr.  
 OF-Kate Jimerson, George West, Fr.  
 OF-Meghan Bailey, Brock, Sr.  
 OF-Kayla Wallek, George West, Sr.  
 UTIL-Linsey Hays, Brock, Jr.

**1A**  
Semifinals  
 Forsan 7, Malakoff Cross Roads 4  
 Blue Ridge 4, Mart 3  
Championship  
 Forsan 5, Blue Ridge 0  
All-Tournament  
 P-Amanda Longorio, Forsan, Sr.\*  
 C-Kelsey Jones, Forsan, Sr.  
 1B-Ashley Buzbee, Forsan, So.  
 2B-Shelby Jones, Forsan, Sr.  
 3B-Miranda Park, Forsan, Jr.  
 SS-Ambra Hill, Forsan, So.  
 OF-Kevy O'Brien, Forsan, Sr.  
 OF-TeSa Littrell, Blue Ridge, Jr.  
 OF-Kaymee Gooden, Mart, Fr.  
 UTIL-Haley Lowrance, Malakoff Cross Roads, Sr.

### 2009 (June 4-6) McCombs Field (UT), Austin

**5A**  
Semifinals  
 Pearland 3, Cedar Park Vista Ridge 0  
 Comal Smithson Valley 1, Plano East 0 (10)  
Championship  
 Comal Smithson Valley 1, Pearland 0  
All-Tournament  
 P-Bailey Watts, Comal Smithson Valley, Sr.\*  
 C-Brittany Marcet, Pearland, Jr.  
 1B-Kayla Booker, Comal Smithson Valley, Sr.  
 2B-Lauren Langner, Pearland, So.  
 3B-Maris Medina, Comal Smithson Valley, Jr.  
 SS-Ashley Freeman, Comal Smithson Valley, Jr.  
 OF-Kayt-Lyn Johnson, Cedar Park Vista Ridge, Jr.  
 OF-Jensen Tydelski, Pearland, Sr.  
 OF-Cassie Tysarczyk, Comal Smithson Valley, Jr.  
 UTIL-Taylor Jones, Plano East, Sr.

**4A**  
Semifinals  
 Angleton 1, Azle 0 (9)  
 Comal Canyon 1, Mesquite Poteet 0  
Championship  
 Comal Canyon 4, Angleton 2  
All-Tournament  
 P-Sarah Mendez, Azle, Sr.  
 C-Mandy Ogle, Comal Canyon, Jr.\*  
 1B-Aby Kester, Comal Canyon, Jr.  
 2B-Brittany Gomez, Comal Canyon, Fr.  
 3B-Becca Wall, Comal Canyon, Jr.  
 SS-Gabby Banda, Angleton, Sr.  
 OF-Stephanie Peace, Comal Canyon, Jr.  
 OF-Kim Damian, Angleton, Sr.  
 OF-Jessie Reyes, Angleton, Sr.  
 UTIL-Meagan McKinney, Comal Canyon, Sr.

**3A**  
Semifinals  
 Needville 2, Gatesville 1  
 Celina 4, Longview Spring Hill 1  
Championship  
 Needville 3, Celina 1  
All-Tournament  
 P-Cally Falls, Needville, Jr.\*  
 C-Jasmine San Miguel, Celina, Sr.  
 1B-Lizzie Autrey, Longview Spring Hill, So.  
 2B-Shelby Carter, Celina, Fr.  
 3B-Jenny Stack, Needville, So.  
 SS-Kylie Nichols, Gatesville, Sr.  
 OF-Lindsie Knowles, Celina, Fr.  
 OF-Becca Radenmacher, Needville, Jr.  
 OF-Cierra Wiegat, Needville, Sr.  
 UTIL-Shauni Pihoda, Needville, So.





# SOFTBALL

## YEAR-BY-YEAR RESULTS

### 2A

#### Semifinals

Brock 1, Elysian Fields 0  
Hallettsville 3, Early 0  
Championship  
Brock 3, Hallettsville 0  
All-Tournament  
P-Linsey Hays, Brock, So.\*  
C-Cheyenne DeLaGarza, Brock, Jr.  
1B-Miranda Ingram, Brock, Sr.  
2B-Dayla Jones, Brock, Sr.  
3B-Lacy Liles, Elysian Fields, Jr.  
SS-Callie Herrington, Hallettsville, Sr.  
OF-Kellen Werner, Hallettsville, Jr.  
OF-Timisha North, Hallettsville, Jr.  
OF-Dana Jones, Brock, Sr.  
UTIL-Megan Busselman, Hallettsville, So.

### 1A

#### Semifinals

Alto 3, Lindsay 2  
Forsan 2, Iola 1  
Championship  
Forsan 2, Alto 1  
All-Tournament  
P-Amanda Longorio, Forsan, Jr.  
C-Abbey Scott, Alto, Jr.  
1B-Kevy O'Brien, Forsan, So.  
2B-Shelby Jones, Forsan, Jr.  
3B-Brianna Williamson, Alto, Jr.  
SS-Ambra Hill, Forsan, Fr.\*  
OF-Erin Compian, Iola, Sr.  
OF-Rose Hermes, Lindsay, Sr.  
OF-Lacey Huddleston, Alto, Jr.  
UTIL-Heaven Liles, Alto, Jr.

## 2008 (May 29-31) McCombs Field (UT), Austin

### 5A

#### Semifinals

Alvin 5, Odessa 0  
Austin Bowie 1, Garland 0  
Championship  
Alvin 4, Austin Bowie 0  
All-Tournament  
P-Amber Anderson, Alvin, Sr.\*  
C-Meghan Gomez, Alvin, Sr.  
1B-Kelsi Kettler, Alvin, Jr.  
2B-Jessica Savage, Alvin, Jr.  
3B-Erin Burford, Austin Bowie, Sr.  
SS-Alexis Joseph, Alvin, Sr.  
OF-Meagan Potts, Alvin, Sr.  
OF-Kelsey Nichols, Alvin, Jr.  
OF-Andrea Porter, Austin Bowie, Jr.  
UTIL-Blaira Luna, Austin Bowie, Jr.

### 4A

#### Semifinals

Aledo 6, Waco Midway 0  
Nederland 1, Dripping Springs 0  
Championship  
Aledo 4, Nederland 0 (15)  
All-Tournament  
P-Whitney Canion, Aledo, Sr.\*  
C-Easton Cook, Aledo, So.  
1B-Alyssa Lewis, Waco Midway, Jr.  
2B-McKaylee Pittman, Aledo, Jr.  
3B-Haylee Bell, Aledo, Sr.  
SS-Lyndi Samuelson, Aledo, Sr.  
OF-Briana Miles, Dripping Springs, So.  
OF-Jennifer Swinney, Aledo, Sr.  
OF-Andi Shahan, Aledo, Jr.  
UTIL-Caitlin Austin, Nederland, Sr.

### 3A

#### Semifinals

Huntington 2, Burkburnett 1  
Texarkana Liberty-Eylau 2, Castroville Medina Valley 1  
Championship  
Huntington 1, Texarkana Liberty-Eylau 0  
All-Tournament  
P-Carlie Thomas, Huntington, So.\*  
C-Brittney Batten, Huntington, Sr.  
1B-Mallory Brandenburg, Huntington, Sr.  
2B-Becca Kwapich, Castroville Medina Valley, Jr.  
3B-Destiny Lovett, Huntington, Sr.  
SS-Caitlyn Ivy, Huntington, Sr.  
OF-Katie Mills, Huntington, Sr.  
OF-Kalea Correll, Burkburnett, Jr.  
OF-Megan Shelby, Texarkana Liberty-Eylau, Sr.  
UTIL-Crystal Keller, Castroville Medina Valley, Jr.

### 2A

#### Semifinals

Coahoma 1, Sadler S&S Consolidated 0  
East Bernard 2, Big Sandy Harmony 1  
Championship  
East Bernard 1, Coahoma 0  
All-Tournament  
P-Courtney Repka, East Bernard, Jr.\*  
C-Nikki Jones, Sadler S&S Consolidated, Jr.  
1B-Brittney Wilcox, East Bernard, So.  
2B-Laura Kubes, East Bernard, Sr.  
3B-Samantha Wasek, East Bernard, Sr.  
SS-Haley Dawson, East Bernard, Sr.  
OF-Krista Kerby, Coahoma, Sr.  
OF-Cameron Kieler, East Bernard, So.  
OF-Anna Giannetti, East Bernard, So.  
UTIL-Heather Newton, Coahoma, So.

### 1A

#### Semifinals

Bosqueville 5, Clyde Eula 3  
Shiner 11, Maud 1 (5)  
Championship  
Shiner 11, Bosqueville 1 (6)  
All-Tournament  
P-Heather Haas, Shiner, Jr.\*  
C-Holly Haas, Shiner, Fr.  
1B-Loren McCormick, Bosqueville, Jr.  
2B-Alyssa Strauss, Shiner, Jr.  
3B-Amber Shimek, Shiner, Jr.  
SS-Paige Michalec, Shiner, Jr.

OF-Lauren Michalec, Shiner, Jr.  
OF-Aleisha Flowers, Shiner, Jr.  
OF-Michelle Miller, Bosqueville, Jr.  
UTIL-Hannah Bales, Clyde Eula, Fr.

## 2007 (May 31-June 2) McCombs Field (UT), Austin

### 5A

#### Semifinals

Garland 5, Austin Bowie 0  
Katy 4, Lewisville Marcus 1  
Championship  
Garland 1, Katy 0  
All-Tournament  
P-Tomi Garrison, Garland, Jr.\*  
C-Holly Holl, Katy, So.  
1B-Katie Updyke, Garland, Fr.  
2B-Whitney Wilson, Garland, Sr.  
3B-Taran Tyler, Katy, Fr.  
SS-Krystle Huey, Garland, Sr.  
OF-Fra'Shokia Knight, Garland, Jr.  
OF-Kasey Henderson, Katy, Sr.  
OF-Maureen Chunta, Lewisville Marcus, Jr.  
UTIL-Matte Haack, Katy, So.

### 4A

#### Semifinals

Denton Ryan 2, McKinney North 1  
Boerne 3, Brenham 0  
Championship  
Boerne 7, Denton Ryan 3  
All-Tournament  
P-Victoria Beltran, Boerne, Sr.\*  
C-Kaitlin Southerland, Boerne, Sr.  
1B-Shelbey Veselka, Boerne, Sr.  
2B-Chelsea Muskopf, Boerne, Jr.  
3B-Ryanne Chapman, Boerne, Sr.  
SS-Sara Corcoran, Boerne, Sr.  
OF-Jeana Keyes, Denton Ryan, Sr.  
OF-Kim LeComte, Boerne, Jr.  
OF-Robyn Gorton, Denton Ryan, Jr.  
UTIL-Kristen Adkins, McKinney North, Sr.

### 3A

#### Semifinals

Castroville Medina Valley 1, Huntington 0  
Burkburnett 4, West 0



Shiner - 2008 Conference 1A Softball Champions



### Championship

Castroville Medina Valley 7, Burkburnett 2

### All-Tournament

P-Crystal Keller, Castroville Medina Valley, So.\*  
 C-Brittney Batten, Huntington, Jr.  
 1B-Amanda Hilbig, Castroville Medina Valley, Jr.  
 2B-Brooke Keel, West, Fr.  
 3B-Mysia Proctor, Castroville Medina Valley, So.  
 SS-Allison Stein, Castroville Medina Valley, Sr.  
 OF-Jenna Haby, Castroville Medina Valley, Jr.  
 OF-Rebecca Kwaplch, Castroville Medina Valley, So.  
 OF-Carrie Harvey, Burkburnett, Jr.  
 UTIL-Lorena Barnes, Burkburnett, Sr.

### 2A

#### Semifinals

Aubrey 4, Pattonville Prairieland 3  
 Troy 11, Coahoma 1 (6)

#### Championship

Troy 6, Aubrey 3

#### All-Tournament

P-Michelle Ege, Troy, Sr.\*  
 C-Shelby Shepperd, Troy, Sr.  
 1B-Kasey Carlock, Aubrey, So.  
 2B-Bailee Berry, Pattonville Prairieland, Sr.  
 3B-Catherine Snow, Troy, Sr.  
 SS-McKenzie Sickler, Troy, Sr.  
 OF-Cat Hernandez, Troy, So.  
 OF-Jenny Calhoun, Troy, So.  
 OF-Jackie Martinez, Troy, Sr.  
 UTIL-Kylie Roos, Aubrey, So.

### 1A

#### Semifinals

Shiner 3, McLeod 0  
 Bosqueville 6, Seymour 0

#### Championship

Bosqueville 4, Shiner 1

#### All-Tournament

P-Ashley Barnes, Bosqueville, Jr.  
 C-Grace Cetman, Bosqueville, So.  
 1B-Jennifer Latham, Seymour, Sr.  
 2B-Alyssa Strauss, Shiner, So.  
 3B-Haley Feight, Bosqueville, So.  
 SS-Raygan Feight, Bosqueville, Sr.\*  
 OF-Morgan Elkins, Bosqueville, So.  
 OF-Aleisha Flowers, Shiner, So.  
 OF-Whitney Idom, McLeod, Sr.  
 UTIL-Heather Haas, Shiner, So.

### 2006 (June 1-3)

## McCombs Field (UT), Austin

### 5A

#### Semifinals

Garland 3, Clute Brazoswood 0  
 Keller 5, Comal Smithson Valley 1

#### Championship

Garland 4, Keller 1 (13)

#### All-Tournament

P-Tomi Garrison, Garland, So.\*  
 C-Dominique Salazar, Comal Smithson Valley, Jr.  
 1B-Aly Presswood, Keller, Sr.  
 2B-Whitney Wilson, Garland, Jr.  
 3B-Brianna Love, Garland, Jr.  
 SS-Krystle Huey, Garland, Jr.  
 OF-Fra'Shekia Knight, Garland, So.  
 OF-Michelle Huffman, Keller, Sr.  
 OF-Kylie King, Keller, Sr.  
 UTIL-Kirsten Shortridge, Keller, Sr.

### 4A

#### Semifinals

Little Cypress-Mauriceville 3, Cleburne 2 (12)



Castroville Medina Valley - 2007 Conference 3A Softball Champions

Dripping Springs 1, Northwest 0 (8)

#### Championship

Little Cypress-Mauriceville 3, Dripping Springs 0 (11)

#### All-Tournament

P-Cody Trahan, Little Cypress-Mauriceville, Sr.\*  
 C-Miriam Richards, Little Cypress-Mauriceville, Sr.  
 1B-Kartie Harrell, Little Cypress-Mauriceville, Sr.  
 2B-Katie Harrell, Little Cypress-Mauriceville, Fr.  
 3B-Kyndall Freer, Dripping Springs, Sr.  
 SS-Janaye Richardson, Cleburne, Sr.  
 OF-Kristen Sumner, Dripping Springs, Sr.  
 OF-Kady Simmons, Dripping Springs, Sr.  
 OF-Amber Bryan, Little Cypress-Mauriceville, Sr.  
 UTIL-Nikki Brown, Dripping Springs, Jr.

### 3A

#### Semifinals

West Columbia Columbia 4, Mont Belvieu Barbers Hill 0  
 Van 2, Clyde 1

#### Championship

West Columbia Columbia 5, Van 2

#### All-Tournament

P-Cami Newsome, West Columbia Columbia, So.\*  
 C-Shelby Harris, Van, Fr.  
 1B-Bailey Watts, West Columbia Columbia, Fr.  
 2B-Jessica Garcia, West Columbia Columbia, Jr.  
 3B-Destiny Corley, West Columbia Columbia, So.  
 SS-Natalie Rodriguez, West Columbia Columbia, Fr.  
 OF-Catherine Rodriguez, West Columbia Columbia, Sr.  
 OF-Chasity Smith, Van, Fr.  
 OF-Kristin Brey, Van, Sr.  
 UTIL-Chandler Hall, Mont Belvieu Barbers Hill, So.

### 2A

#### Semifinals

Elysian Fields 7, Coahoma 1  
 Weimar 3, Celina 2

#### Championship

Weimar 1, Elysian Fields 0

#### All-Tournament

P-Kailey Kubesch, Weimar, Jr.\*  
 C-Tracy Rosenauer, Weimar, Jr.  
 1B-Renee Grohmann, Weimar, Jr.  
 2B-Karli Sembera, Weimar, Fr.  
 3B-Amanda Busby, Elysian Fields, Sr.  
 SS-Chelsea Farris, Elysian Fields, Sr.  
 OF-Kristi Kelley, Elysian Fields, Sr.  
 OF-Stacy Scardino, Weimar, Sr.

OF-Kelli Berger, Weimar, Jr.

UTIL-Baylee Hickey, Elysian Fields, Jr.

### 1A

#### Semifinals

Clyde Eula 6, Shiner 2  
 Collinsville 9, Dallardsville Big Sandy 2

#### Championship

Clyde Eula 5, Collinsville 0

#### All-Tournament

P-Ashley Hillin, Clyde Eula, Sr.\*  
 C-Amber Farr, Collinsville, Sr.  
 1B-Sammi Russell, Collinsville, Jr.  
 2B-Whitney Faircloth, Clyde Eula, Sr.  
 3B-Amelia Corbett, Collinsville, Sr.  
 SS-Courtney Clark, Clyde Eula, Sr.  
 OF-Bailey Reynolds, Clyde Eula, Sr.  
 OF-Katie Moseley, Dallardsville Big Sandy, Sr.  
 OF-Paige Michalec, Shiner, Fr.  
 UTIL-Alix Dean, Collinsville, Jr.

### 2005 (June 2-4)

## McCombs Field (UT), Austin

### 5A

#### Semifinals

Keller 1, Tomball 0  
 Garland 3, Northside O'Connor 0

#### Championship

Keller 4, Garland 0 (15)

#### All-Tournament

P-Kirsten Shortridge, Keller, Jr.\*  
 C-Amber Tramp, Keller, Jr.  
 1B-Vanessa Vice, Garland, Jr.  
 2B-Brittany Reno, Northside O'Connor, Jr.  
 3B-Erin Hinojosa, Keller, Jr.  
 SS-Sadie Pitzenberger, Tomball, So.  
 OF-Tiffanie Boone, Keller, Sr.  
 OF-Becca Byers, Keller, Sr.  
 OF-Kristie Richmond, Northside O'Connor, Jr.  
 UTIL-Tomi Garrison, Garland, Fr.

### 4A

#### Semifinals

Brenham 4, Andrews 1  
 Justin Northwest 2, Elgin 0





Championship

Brenham 2, Justin Northwest 1 (11)

All-Tournament

P-Megan Winkelmann, Brenham, Sr.\*  
C-Tiffany Dahlquist, Brenham, Sr.  
1B-Lindsay Freeman, Justin Northwest, Sr.  
2B-Katie Bush, Brenham, Sr.  
3B-Kayla Albus, Brenham, So.  
SS-Holly Long, Brenham, Sr.  
OF-Haley Long, Brenham, Sr.  
OF-Christin Robertson, Justin Northwest, Fr.  
OF-Charli Mitchell, Andrews, Jr.  
UTIL-Brittany Barnhill, Justin Northwest, So.

**3A**

Semifinals

La Grange 1, Van 0 (13)  
West Columbia Columbia 10, Pilot Point 3

Championship

La Grange 7, West Columbia Columbia 1

All-Tournament

P-Kimmy Lee, La Grange, So.  
C-Jenna Cernoch, La Grange, Sr.\*  
1B-Elizabeth Schramm, La Grange, Sr.  
2B-Bethany Smith, Van, Sr.  
3B-Heather Roberts, Pilot Point, Sr.  
SS-Mandi Bertsch, La Grange, Jr.  
OF-Hannah Sulik, La Grange, Sr.  
OF-Catherine Rodriguez, West Columbia Columbia, Jr.  
OF-Robyn Kovar, La Grange, So.  
UTIL-Cami Newsome, West Columbia Columbia, Fr.

**2A**

Semifinals

Elysian Fields 4, Coahoma 2  
Troy 5, Weimar 4

Championship

Elysian Fields 2, Troy 0

All-Tournament

P-Brooke Hickey, Elysian Fields, Sr.\*  
C-Shelby Shepperd, Troy, So.  
1B-Baylee Hickey, Elysian Fields, So.  
2B-Desi Rauch, Troy, So.  
3B-Nicole Hall, Elysian Fields, Sr.  
SS-Miranda Soto, Weimar, So.  
OF-Kristi Kelley, Elysian Fields, Jr.  
OF-Genella Turknnett, Troy, Sr.  
OF-Kastady Rich, Troy, Jr.  
UTIL-Kailey Kubesch, Weimar, So.

**1A**

Semifinals

Dallardsville Big Sandy 8, McLeod 5  
Windthorst 5, D'Hanis 2

Championship

Windthorst 11, Dallardsville Big Sandy 0 (5)

All-Tournament

P-Chelsie Steinberger, Windthorst, Jr.  
C-Andrea Dunn, McLeod, Sr.  
1B-Haley Fitzgerald, McLeod, Jr.  
2B-Brittany Rothe, D'Hanis, Jr.  
3B-Sabrina Johnston, Windthorst, Sr.\*  
SS-Megan Teichman, Windthorst, Sr.  
OF-Allison Schreiber, Windthorst, Sr.  
OF-Tessa Sales, Windthorst, Sr.  
OF-Emily Shipman, D'Hanis, Fr.  
UTIL-Casey Barrett, Dallardsville Big Sandy, Sr.

**2004 (June 3-5)**

**McCombs Field (UT), Austin**

**5A**

Semifinals

Tomball 3, Northside Marshall 0

Fort Bend Elkins 1, Fort Worth Paschal 0

Championship

Fort Bend Elkins 3, Tomball 1

All-Tournament

P-Ragan Blake, Fort Bend Elkins, Sr.\*  
C-Sadie Pitzenger, Tomball, Fr.  
1B-Alex Reynolds, Tomball, So.  
2B-Courtney Cornett, Tomball, Jr.  
3B-Brette Reagan, Tomball, Jr.  
SS-Roxy Meadows, Tomball, Sr.  
OF-Shallan Watson, Fort Bend Elkins, Jr.  
OF-Erin Tresselt, Fort Bend Elkins, So.  
OF-Allison Britt, Northside Marshall, Sr.  
UTIL-Amanda Pitzenger, Tomball, So.

**4A**

Semifinals

Port Neches Groves 1, Nacogdoches 0  
Crowley 4, New Braunfels 0

Championship

Crowley 1, Port Neches Groves 0

All-Tournament

P-Megan Denny, Crowley, Sr.\*  
C-Macy Baker, Crowley, Jr.  
1B-Isabel Rodriguez, Crowley, Jr.  
2B-Shawna McNeel, Crowley, So.  
3B-Kristi Hannan, Port Neches Groves, Jr.  
SS-Brittany Terry, Crowley, So.  
OF-Lecia Bradshaw, New Braunfels, Jr.  
OF-Kindall Martin, Crowley, Fr.  
OF-Christine Murphy, Port Neches Groves, Sr.  
UTIL-Shalayne Blythe, Port Neches Groves, Sr.

**3A**

Semifinals

Wharton 4, Caldwell 1 (8)  
Lindale 4, Monahans 2

Championship

Lindale 5, Wharton 0

All-Tournament

P-Randi Warren, Lindale, Sr.\*  
C-Kylie Packard, Lindale, Fr.  
1B-Melanie Carlson, Wharton, Fr.  
2B-Kayla Parker, Lindale, Jr.  
3B-Staci Paul, Wharton, Sr.  
SS-Jami Lobbpries, Wharton, Sr.  
OF-Kelsey Spittler, Caldwell, Fr.  
OF-Hali Boyette, Lindale, Jr.  
OF-Hayley Miller, Wharton, Jr.  
UTIL-Misti Cosby, Lindale, Fr.

**2A**

Semifinals

Aubrey 5, Clyde Eula 0  
Danbury 8, Franklin 0

Championship

Danbury 1, Aubrey 0 (8)

All-Tournament

P-Mindy Mager, Danbury, Sr.  
C-Lynsae McNabb, Aubrey, So.  
1B-Michelle Zacek, Danbury, Jr.  
2B-Stephanie Vrazel, Danbury, So.  
3B-Candace Vrazel, Danbury, Fr.  
SS-Kelsie Glidden, Danbury, Sr.\*  
OF-Alyssa Lukasheay, Danbury, Fr.  
OF-Mary Strebeck, Danbury, Fr.  
OF-Taris Lege, Danbury, Jr.  
UTIL-Sarah Looper, Aubrey, Sr.

**1A**

Semifinals

Windthorst 6, McLeod 2  
Slocum 2, Burton (12)

Championship

Windthorst 3, Slocum 0

All-Tournament

P-Amber Wolf, Windthorst, Sr.\*  
C-Sabrina Johnston, Windthorst, Jr.  
1B-Kayla Hemmi, Windthorst, So.  
2B-Kenda Schroeder, Windthorst, Jr.  
3B-Whitney Veitenheimer, Windthorst, So.  
SS-Megan Teichman, Windthorst, Jr.  
OF-Chelsie Steinberger, Windthorst, So.  
OF-Elizabeth Johnson, Slocum, Sr.  
OF-Jessica Mahone, McLeod, So.  
UTIL-McCall Salmon, Slocum, Jr.

**2003 (May 29-31)**

**McCombs Field (UT), Austin**

**5A**

Semifinals

Keller 3, Fort Bend Elkins 2  
Bryan 5, Comal Smithson Valley 1

Championship

Keller 6, Bryan 1

All-Tournament

P-Christina Gwyn, Keller, Sr.\*  
C-Kristi Sykes, Bryan, Sr.  
1B-Chelsi Lake, Keller, Sr.  
2B-Lyndsee Speakmon, Bryan, So.  
3B-Kimi Johnson, Bryan, Sr.  
SS-Rachel Johnson, Keller, Jr.  
OF-Kelli Kenne, Fort Bend Elkins, Sr.  
OF-Diana Davis, Bryan, Sr.  
OF-Ashley Marshall, Bryan, Sr.  
UTIL-Lisa Gorzycki, Bryan, Sr.

**4A**

Semifinals

Crowley 4, Mesquite Poteet 0  
Castroville Medina Valley 1, Vidor 0

Championship

Crowley 3, Castroville Medina Valley 1

All-Tournament

P-Megan Denny, Crowley, Jr.\*  
C-Macy Baker, Crowley, So.  
1B-Megan Whitley, Crowley, Sr.  
2B-Stephanie Petty, Crowley, Sr.  
3B-Megan Hoog, Castroville Medina Valley, Sr.  
SS-Katie Pennington, Crowley, So.  
OF-Jessica Crosby, Castroville Medina Valley, Fr.  
OF-Kerri Kempf, Castroville Medina Valley, Sr.  
OF-Kerry Courts, Vidor, Jr.  
UTIL-Mary Lagleder, Castroville Medina Valley, Sr.

**3A**

Semifinals

Kennedale 3, Wharton 0  
Kirbyville 5, Lindale 4

Championship

Kirbyville 8, Kennedale 1

All-Tournament

P-Holly Tankersley, Kirbyville, Sr.\*  
C-Stacy Jordan, Kirbyville, So.  
1B-Macie Myers, Kirbyville, Jr.  
2B-Amanda Barker, Wharton, Sr.  
3B-Kayce Zielinski, Kennedale, So.  
SS-Ashley Goodwin, Kirbyville, Sr.  
OF-Tatum Woods, Kirbyville, Jr.  
OF-Marquita Adams, Lindale, Sr.  
OF-Lindsay Logos, Kennedale, Sr.  
UTIL-Jamie Thompson, Kennedale, Jr.

**2A**

Semifinals

Coahoma 2, Prosper 0  
Weimar 11, Redwater 1 (5)





### Championship

Weimar 6, Coahoma 0

### All-Tournament

P-Jenna Kubesch, Weimar, Sr.\*  
 C-Amanda Rosenauer, Weimar, Jr.  
 1B-Myra Ulrich, Weimar, Sr.  
 2B-Laura Villa, Prosper, Jr.  
 3B-Jennifer Oncken, Weimar, Sr.  
 SS-Jill Kloesel, Weimar, Jr.  
 OF-Reagan Kasperek, Weimar, Jr.  
 OF-Jenne Dixon, Prosper, So.  
 OF-Andrea Amaro, Coahoma, Jr.  
 UTIL-Sarah Dunn, Coahoma, Fr.

### 1A

#### Semifinals

Windthorst 1, Slocum 0  
 Flatonia 9, Dodd City 1

#### Championship

Flatonia 3, Windthorst 0

#### All-Tournament

P-Kassi Mikulik, Flatonia, Sr.\*  
 C-Raven Beck, Flatonia, Jr.  
 1B-Misty Akers, Dodd City, Jr.  
 2B-Kalynne Meurer, Windthorst, Sr.  
 3B-Mandi McDaniel, Flatonia, So.  
 SS-Sabrina Johnston, Windthorst, So.  
 OF-Rebekah Benton, Flatonia, Jr.  
 OF-Amy Gonzales, Flatonia, Jr.  
 OF-Lauren Renfro, Dodd City, Jr.  
 UTIL-Amber Wolf, Windthorst, Jr.

## 2002 (May 30-June 1)

### McCombs Field (UT), Austin

#### 5A

##### Semifinals

Bryan 1, Fort Bend Elkins 0 (10)  
 Northside O'Connor 1, North Richland Hills Richland 0

##### Championship

Bryan 1, Northside O'Connor 0

##### All-Tournament

P-Lisa Gorzycki, Bryan, Jr.\*  
 C-Layne Nelson, Bryan, Sr.  
 1B-Kristen Hennessey, North Richland Hills Richland, Jr.  
 2B-Lisa Garcia, San Antonio O'Connor, Sr.  
 3B-Brynn Kamenicky, North Richland Hills Richland, Sr.  
 SS-Melissa Crouse, Bryan, Sr.  
 OF-Stephanie Richmond, San Antonio O'Connor, Jr.  
 OF-Jamie Hinshaw, Fort Bend Elkins, So.  
 OF-LaNeshia Hawkins, Bryan, Sr.  
 UTIL-Diana Davis, Bryan, Jr.

#### 4A

##### Semifinals

Frisco 1, Southlake Carroll 0 (10)  
 Comal Smithson Valley 4, Brenham 2

##### Championship

Frisco 1, Comal Smithson Valley 0

##### All-Tournament

P-Jill Weynand, Frisco, Sr.\*  
 C-Amanda Escalante, Comal Smithson Valley, So.  
 1B-Samantha Bass, Frisco, Sr.  
 2B-Shelley Pearson, Frisco, Sr.  
 3B-Jennifer Boynton, Frisco, Sr.  
 SS-Harmony Schwethelm, Comal Smithson Valley, Sr.  
 OF-Brooke LaRue, Comal Smithson Valley, Fr.  
 OF-Katherine Lehmann, Brenham, Sr.  
 OF-Jennifer Buhler, Frisco, Sr.  
 UTIL-Whitney Riley, Southlake Carroll, So.

#### 3A

##### Semifinals

Splendora 1, Decatur 0 (12)

Lindale 2, Bandera 0

### Championship

Splendora 1, Lindale 0 (10)

### All-Tournament

P-Melissa Collins, Splendora, Jr.\*  
 C-Krystal Vice, Splendora, Sr.  
 1B-Chasity Keen, Lindale, Jr.  
 2B-Sidney Crews, Lindale, Jr.  
 3B-Brittany Crowell, Lindale, So.  
 SS-Megan Earhart, Splendora, Jr.  
 OF-Samantha Martin, Splendora, Sr.  
 OF-Marquita Adams, Lindale, Jr.  
 OF-Brandi Chambers, Decatur, Jr.  
 UTIL-Randi Warren, Lindale, So.

#### 2A

##### Semifinals

Alto 1, Coahoma 0 (11)  
 Weimar 7, Aubrey 0

##### Championship

Weimar 1, Alto 0

##### All-Tournament

P-Jenna Kubesch, Weimar, Jr.\*  
 C-Amanda Rosenauer, Weimar, So.  
 1B-Myra Ulrich, Weimar, Jr.  
 2B-Megan Srubar, Weimar, So.  
 3B-Brittany Thacker, Alto, Sr.  
 SS-Ronda Williams, Alto, Sr.  
 OF-Jo Lynn Levinski, Weimar, Jr.  
 OF-Shekeyva Whitaker, Alto, Sr.  
 OF-Reagan Kasperek, Weimar, So.  
 UTIL-Ruby Garcia, Coahoma, Fr.

#### 1A

##### Semifinals

Bosqueville 3, Brock 0  
 Shiner 10, Collinsville 0 (5)

##### Championship

Shiner 11, Bosqueville 1 (5)

##### All-Tournament

P-Courtney Pietsch, Shiner, Sr.\*  
 C-DeAnna Cowart, Bosqueville, Jr.  
 1B-Hailey Michalec, Shiner, So.  
 2B-Chelsea Malina, Shiner, So.  
 3B-Melissa Boedeker, Shiner, Jr.  
 SS-Cherise Kasper, Shiner, Jr.  
 OF-Julie Lawhon, Bosqueville, Jr.  
 OF-Chelsea Lauer, Shiner, So.  
 OF-Amanda Mayberry, Shiner, So.  
 UTIL-Calei Tekubie, Bosqueville, So.

## 2001 (May 31-June 2)

### McCombs Field (UT), Austin

#### 5A

##### Semifinals

Coppell 3, Garland Lakeview 0  
 Katy Taylor 6, Northside Holmes 0

##### Championship

Coppell 1, Katy Taylor 0 (9)

##### All-Tournament

P-Nicole Denes, Coppell, Jr.  
 C-Pam Brown, Coppell, Jr.  
 1B-Vanessa Aldana, Northside Holmes, Sr.  
 2B-Callye Williams, Katy Taylor, Jr.  
 3B-Courtney Anderson, Coppell, So.  
 SS-Keleah Dunn, Katy Taylor, Sr.  
 OF-Tina Boutelle, Katy Taylor, Jr.  
 OF-Raquel Spencer, Katy Taylor, Jr.  
 OF-Kelly Rhyme, Coppell, Sr.  
 UTIL-Cristin Vitel, Katy Taylor, Sr.

#### 4A

##### Semifinals

Hallsville 5, Port Neches-Groves 1  
 Comal Smithson Valley 4, Wichita Falls Rider 3

##### Championship

Comal Smithson Valley 5, Hallsville 1

##### All-Tournament

P-Jill Garro, Comal Smithson Valley, Jr.  
 C-Jenilee Skender, Hallsville, Sr.  
 1B-Loren Munoz, Comal Smithson Valley, Jr.  
 2B-Allison Strickland, Hallsville, Jr.  
 3B-Stephanie Beason, Hallsville, So.  
 SS-Harmony Schwethelm, Comal Smithson Valley, Jr.  
 OF-Kristy Knudsen, Comal Smithson Valley, Sr.  
 OF-Heather Polhamus, Comal Smithson Valley, Sr.  
 OF-Sara Suggs, Hallsville, Jr.  
 UTIL-Loni Rasberry, Hallsville, Sr.

#### 3A

##### Semifinals

Sanger 5, Sinton 0  
 Midland Greenwood 1, Splendora 0 (9)

##### Championship

Sanger 2, Midland Greenwood 0 (17)

##### All-Tournament

P-Amber Woods, Sanger, Sr.  
 C-Alexis Vigil, Midland Greenwood, So.  
 1B-Miceala Minner, Sanger, So.  
 2B-Ashley Awalt, Midland Greenwood, Jr.  
 3B-Audrey Kelly, Sanger, Sr.  
 SS-Amy Hughes, Sanger, Sr.  
 OF-Holly Miller, Sanger, Sr.  
 OF-Jessica Hudson, Sanger, Sr.  
 OF-Stephanie Adams, Midland Greenwood, So.  
 UTIL-Erin Smith, Midland Greenwood, Jr.

#### 2A

##### Semifinals

Archer City 2, Rogers 0  
 Weimar 4, DeKalb 0

##### Championship

Archer City 2, Weimar 1

##### All-Tournament

P-Kayla Jones, Archer City, Sr.  
 C-Amanda Rosenauer, Weimar, Fr.  
 1B-Renea Shelton, Archer City, Sr.  
 2B-Colby Delgado, Weimar, Sr.  
 3B-Jennifer Oncken, Weimar, So.  
 SS-Courtney Veal, Archer City, Sr.  
 OF-Reagan Kasperek, Weimar, Fr.  
 OF-Anna Campbell, Archer City, Sr.  
 OF-Danielle Goodwin, DeKalb, So.  
 UTIL-Megan Srubar, Weimar, Fr.

#### 1A

##### Semifinals

Joaquin 2, Collinsville 0 (9)  
 Shiner 2, Brock 1 (11)

##### Championship

Shiner 10, Joaquin 4

##### All-Tournament

P-Lindsey Michalec, Shiner, Sr.  
 C-Heather Stratman, Shiner, Sr.  
 1B-Amy Downey, Shiner, Jr.  
 2B-Lindsey Maxey, Shiner, Sr.  
 3B-Melissa Boedeker, Shiner, So.  
 SS-Cherise Kasper, Shiner, So.  
 OF-Kimberly Cook, Joaquin, Jr.  
 OF-Hailey Michalec, Shiner, Fr.  
 OF-Chelsea Malina, Shiner, Fr.  
 UTIL-Ashley Jones, Joaquin, Sr.



Robinson - 1999 Conference 3A Softball Champions

**2000 (May 31-June 2)**  
**McCombs Field (UT), Austin**  
**Pleasant Valley Sports Complex, Austin**

**5A**

Semifinals

Bryan 3, South Grand Prairie 1  
 Freeport Brazosport 4, Northside O'Connor 0

Championship

Freeport Brazosport 1, Bryan 0 (15)

All-Tournament

P-Nicole Neuerberg, Freeport Brazoswood, Sr.  
 C-Morgan Anderson, Freeport Brazoswood, Sr.  
 1B-Kathryn Haschke, Freeport Brazoswood, Sr.  
 2B-April Luce, Freeport Brazoswood, Jr.  
 3B-Erin Lindsey, Freeport Brazoswood, Jr.  
 SS-Lyndsey Bond, Bryan, Sr.  
 OF-Beth Lebow, Bryan, Sr.  
 OF-Candace Damian, Freeport Brazoswood, Sr.  
 OF-Lynne Tousek, Freeport Brazoswood, Jr.  
 UTIL-Rachel Werner, Bryan, Jr.

**4A**

Semifinals

Weatherford 6, Texarkana Texas 0  
 Brenham 2, Gregory-Portland 1 (8)

Championship

Weatherford 8, Brenham 3

All-Tournament

P-Carrie Walker, Weatherford, Sr.  
 C-Kristin Gunter, Brenham, So.  
 1B-Lauren Eckermann, Brenham, Fr.  
 2B-Lanessa Glover, Weatherford, Jr.  
 3B-Lacie Newson, Weatherford, Sr.  
 SS-Lyndee Davis, Texarkana Texas, Jr.  
 OF-Courtney Francis, Weatherford, Sr.  
 OF-Christy Cortez, Gregory-Portland, Jr.  
 OF-Kelly Majewski, Brenham, Jr.  
 UTIL-Robin Landau, Brenham, Sr.

**3A**

Semifinals

Devine 1, Bowie 0  
 Kennedale 1, LaGrange 0

Championship

Kennedale 1, Devine 0

All-Tournament

P-Joy Davis, Devine, Fr.  
 C-Krista Baade, Kennedale, Fr.  
 1B-Jessie Beard, Kennedale, Jr.  
 2B-Joni Greenfield, Kennedale, Sr.  
 3B-D'Anna Logos, Kennedale, Fr.  
 SS-Dee Dee Kirkpatrick, Kennedale, Sr.  
 OF-Susie Waddell, Devine, Jr.  
 OF-Ashley Taylor, Kennedale, So.  
 OF-Megan Munsch, LaGrange, So.  
 UTIL-Jenna Deweber, Bowie, So.

**2A**

Semifinals

Alto 6, Collinsville 4  
 Troy 3, Coahoma 2 (9)

Championship

Troy 2, Alto 1

All-Tournament

P-Megan Brown, Troy, So.  
 C-Stefani Easter, Troy, Jr.  
 1B-Hannah Show, Troy, So.  
 2B-LareSa King, Alto, Sr.  
 3B-Brittany Thacker, Alto, So.  
 SS-Lauren Arthur, Troy, Jr.  
 OF-Lori Wolf, Troy, Sr.  
 OF-Kati Sturrock, Alto, So.  
 OF-Brandi Hart, Coahoma, Jr.  
 UTIL-Katy Pearman, Alto, So.

**1999 (May 21-22)**  
**Pleasant Valley Sports Complex, Austin**

**5A**

Semifinals

North Richland Hills Richland 1, Nacogdoches 0

Katy Taylor 1, Northside Taft 0 (11)

Championship

North Richland Hills Richland 2, Katy Taylor 0

All-Tournament

P-Lindsay Wilhelmson, North Richland Hills Richland, Jr.  
 C-Christy Conner, Katy Taylor, Sr.  
 1B-Jamie Braswell, Katy Taylor, Sr.

2B-Kristin Williams, Rich North Richland Hills Richland, So.  
 3B-Reagan Rutherford, North Richland Hills Richland, So.  
 SS-Haley King, North Richland Hills Richland, Jr.  
 OF-Lamia Scott, North Richland Hills Richland, Sr.  
 OF-Raquel Spencer, Katy Taylor, Fr.  
 OF-Tina Boutelle, Katy Taylor, Fr.  
 UTIL-Lauren Wygant, Katy Taylor, Jr.

**4A**

Semifinals

Magnolia 2, Hewitt Midway 1 (10)

Weatherford 4, Comal Smithson Valley 3 (9)

Championship

Magnolia 3, Weatherford 1

All-Tournament

P-Mendy Hartman, Magnolia, Sr.  
 C-Terroni Collins, Hewitt Midway, Sr.  
 1B-Angela Gonzales, Magnolia, Jr.  
 2B-Brandy Sanders, Magnolia, Sr.  
 3B-Michelle Harwell, Comal Smithson Valley, Jr.  
 SS-Sara Williamson, Weatherford, Jr.  
 OF-Summer Beesley, Weatherford, Sr.  
 OF-Loren Munoz, Comal Smithson Valley, Fr.  
 OF-Heather Polhamus, Comal Smithson Valley, So.  
 UTIL-Jennifer Nelson, Weatherford, Sr.

**3A**

Semifinals

Graham 11, Sinton 0

Robinson 2, Fomey 0

Championship

Robinson 3, Graham 0

All-Tournament

P-Melissa Roach, Robinson, Sr.  
 C-Lisa Hendrix, Robinson, Jr.  
 1B-Jacquilyn Kingery, Robinson, So.  
 2B-Carmen Chavez, Robinson, Jr.  
 3B-Tara Larmour, Graham, Sr.  
 SS-Dana Lauderdale, Robinson, So.  
 OF-Leska Lewallen, Robinson, So.  
 OF-Megan Kastner, Sinton, Fr.  
 OF-Melissa Martin, Graham, Sr.  
 UTIL-Dawn England, Graham, Jr.

**2A**

Semifinals

Coahoma 5, Como-Pickton 3

Alto 3, Shiner 0

Championship

Alto 5, Coahoma 3

All-Tournament

P-Alison Giles, Alto, Fr.  
 C-Rhegan Penn, Alto, Sr.  
 1B-Ashley Tarrant, Como-Pickton, So.  
 2B-Kenni Kay Buchanan, Coahoma, So.  
 3B-Brittany Thacker, Alto, Fr.  
 SS-Ronda Williams, Alto, Fr.  
 OF-Kati Sturrock, Alto, Fr.  
 OF-Brandi Hart, Coahoma, So.  
 OF-Kelli Buchanan, Coahoma, Jr.  
 UTIL-Kortney Kemper, Coahoma, So.

**1998 (May 22-23)**  
**McCombs Field (UT), Austin**  
**Pleasant Valley Sports Complex, Austin**

**5A**

Semifinals

Klein Oak 4, Irving Nimitz 3

Galena Park North Shore 3, Northside Taft 1

Championship

Klein Oak 1, Galena Park North Shore 0 (10)

All-Tournament

P-Shelley Laird, Klein Oak, Sr.





C-Brandi Noles, Klein Oak, So.  
 1B-Michael Parrot, Galena Park North Shore, Jr.  
 2B-Randi Billings, Galena Park North Shore, Jr.  
 3B-Holly Mehninger, Galena Park North Shore, Sr.  
 SS-Kayla Schultz, Klein Oak, Sr.  
 OF-Selina Serrano, Galena Park North Shore, Jr.  
 OF-Stacey White, Irving Nimitz, Sr.  
 OF-Katy Boyd, Klein Oak, Jr.  
 UTIL-Kristin Schmidt, Galena Park North Shore, So.

### 4A

Semifinals  
 Waco Midway 7, Colleyville Heritage 0  
 Keller Fossil Ridge 4, Nederland 2

Championship  
 Waco Midway 2, Keller Fossil Ridge 0

All-Tournament  
 P-Rebecca Brophy, Waco Midway, Fr.  
 C-Terroni Collins, Waco Midway, Jr.  
 1B-Sarah Rogers, Waco Midway, Sr.  
 2B-Julia Brophy, Waco Midway, Sr.  
 3B-Jenna Kovalchick, Grapevine Colleyville Heritage, Sr.  
 SS-Stephanie Smith, Waco Midway, Jr.  
 OF-Angela Faust, Waco Midway, Jr.  
 OF-Becca Mellina, Waco Midway, Sr.  
 OF-Brandi Castillo, Keller Fossil Ridge, So.  
 UTIL-Kristi Mead, Keller Fossil Ridge, So.

### 3A

Semifinals  
 Kennedale 2, Woodville 1  
 West 2, Castroville Medina Valley 1

Championship  
 Kennedale 1, West 0

All-Tournament  
 P-Miranda Mayse, Kennedale, Sr.  
 C-Amie Kirkpatrick, Kennedale, Jr.  
 1B-Rebecca Wynalda, Kennedale, Jr.  
 2B-Gennifer Eskew, West, Jr.  
 3B-Sam Symank, West, So.  
 SS-Dee Dee Kirkpatrick, Kennedale, So.  
 OF-Terri Schroeder, West, Jr.  
 OF-Kelley Bussone, West, Jr.  
 OF-Ashley Bullard, Kennedale, Jr.  
 UTIL-Kassi Strickland, Woodville, Jr.

### 2A

Semifinals  
 Coahoma 7, Grand Saline 4 (8)

Blooming Grove 10, Jarrell 6  
Championship  
 Coahoma 4, Blooming Grove 2  
All-Tournament  
 P-Tara Sterling, Coahoma, Sr.  
 C-Laura Ellis, Blooming Grove, Sr.  
 1B-Shana Earnest, Coahoma, Sr.  
 2B-Melissa Cantrell, Blooming Grove, Sr.  
 3B-Laura Barham, Blooming Grove, Sr.  
 SS-Amanda Smith, Blooming Grove, Jr.  
 OF-Kori Patterson, Blooming Grove, So.  
 OF-Brandi Hart, Coahoma, Fr.  
 OF-Cassie Tindol, Coahoma, Jr.  
 UTIL-Amber Sladeczek, Jarrell, Sr.

## 1997 (May 16-17) Pleasant Valley Sports Complex, Austin

### 5A

Semifinals  
 Pasadena Dobie 4, Richardson Berkner 3  
 Keller 10, Northside Holmes 1

Championship  
 Pasadena Dobie 5, Keller 3

All-Tournament  
 P-Maria Gutierrez, Pasadena Dobie, Jr.  
 C-Erin Renfro, Keller, Sr.  
 1B-Devine Cobb, Pasadena Dobie, So.  
 2B-Leslie Seay, Keller, Jr.  
 3B-Cheyne Haskins, Pasadena Dobie, Jr.  
 SS-Carmela Ortiz, Pasadena Dobie, Jr.  
 OF-Mindy Molinar, Keller, Jr.  
 OF-Alicia Ortiz, Pasadena Dobie, Sr.  
 OF-Roni Garza, San Antonio Holmes, Sr.  
 DH-Lynette Leudders, Keller, Sr.  
 UTIL-Tracey Dean, Keller, Sr.

### 4A

Semifinals  
 La Marque 6, Beeville Jones 0  
 Cedar Hill 5, Andrews 2

Championship  
 La Marque 8, Cedar Hill 0

All-Tournament  
 P-Demetria Douglas, La Marque, Sr.  
 C-Julie Saddler, Cedar Hill, Jr.  
 1B-Danielle Ellis, La Marque, Sr.  
 2B-Rasheedah Hameed, La Marque, So.

3B-Laurie Porter, Cedar Hill, Jr.  
 SS-Kiamesha Rogers, La Marque, Sr.  
 OF-Nikki Gonsoulin, La Marque, So.  
 OF-Heather Parris, Cedar Hill, So.  
 OF-Laura Tax, La Marque, Sr.  
 DH-Suzanne Moore, La Marque, Jr.  
 UTIL-Jacquelyn Ortega, Andrews, Sr.

### 3A

Semifinals  
 Breckenridge 3, Mount Vernon 0  
 Pollok Central 2, Bellville 1 (10)

Championship  
 Pollok Central 2, Breckenridge 0

All-Tournament  
 P-Jenna Patton, Pollok Central, Jr.  
 C-Tyree Wylie, Breckenridge, Sr.  
 1B-Kylene Latham, Breckenridge, Jr.  
 2B-Randi Lyn Thurman, Breckenridge, So.  
 3B-Donna Scogin, Pollok Central, Sr.  
 SS-Cassey Cox, Pollok Central, Jr.  
 OF-Karen Mewis, Bellville, Sr.  
 OF-Haley Frank, Bellville, So.  
 OF-Kelli Clawson, Mount Vernon, Sr.  
 DH-Beverly Hatcher, Pollok Central, Sr.  
 UTIL-Courtney Myers, Pollok Central, Jr.

### 2A

Semifinals  
 Blooming Grove 5, Grand Saline 1  
 Hawley 2, Shiner 1

Championship  
 Hawley 5, Blooming Grove 0

All-Tournament  
 P-Amanda Cobb, Hawley, Sr.  
 C-Robyn Vinson, Hawley, Sr.  
 1B-Tiffany McCarthy, Hawley, Sr.  
 2B-Brenna Guthrie, Blooming Grove, Sr.  
 3B-Erica Abney, Hawley, Sr.  
 SS-Jennifer Parker, Grand Saline, Sr.  
 OF-Julie Murphy, Hawley, Sr.  
 OF-Leigh Knight, Hawley, Sr.  
 OF-Melissa Cantrell, Blooming Grove, Jr.

## 1996 (May 17-18) Pleasant Valley Sports Complex, Austin

### 5A

Semifinals  
 Pearland 1, Keller 0 (9)  
 San Marcos 3, Bryan 2

Championship  
 Pearland 2, San Marcos 1

All-Tournament  
 P-Melissa Coronado, Pearland, So.  
 C-Carrie Tullis, Pearland, So.  
 1B-Maggie Sherred, San Marcos, Sr.  
 2B-Ashley Oswald, Pearland, Jr.  
 3B-Jennifer Davis, Pearland, Fr.  
 SS-Lea Mishlan, Pearland, Sr.  
 OF-Danya Serrano, Pearland, Sr.  
 OF-Stephanie Ramirez, San Marcos, Fr.  
 OF-Adria McKeon, Pearland, Sr.  
 DH-Ida Hawkins, Bryan, Jr.  
 UTIL-Karen McBride, San Marcos, Sr.

### 4A

Semifinals  
 Brenham 10, Brownwood 0 (5)  
 Waco Midway 1, Azle 0

Championship  
 Brenham 1, Waco Midway 0

All-Tournament  
 P-Jamie Kemper, Brenham, Sr.



Angleton - 1994 Conference 5A Softball Champions





C-Kathy Spies, Brenham, Sr.  
 1B-Jenny Dean, Brenham, Jr.  
 2B-Ashley Reaves, Waco Midway, Jr.  
 3B-Amy Rust, Brenham, Sr.  
 SS-Sarah Kmiec, Brenham, Jr.  
 OF-Kyree Koehne, Brenham, Sr.  
 OF-Julie Brophy, Waco Midway, So.  
 OF-Shawna Hartsell, Brenham, Jr.  
 DH-Kristen Rash, Waco Midway, Fr.  
 UTIL-Meredith Walker, Waco Midway, Sr.

### 3A

Semifinals  
 Sweeny 11, Abilene Wylie 1 (6)  
 Bellville 2, Hooks 0

Championship  
 Sweeny 7, Bellville 6

All-Tournament  
 P-Amanda Pilcik, Bellville, Jr.  
 C-Lorie Lane, Bellville, Sr.  
 1B-Janette Grovey, Sweeny, Fr.  
 2B-Chris Melton, Hooks, Fr.  
 3B-Ashley Moffett, Sweeny, So.  
 SS-Mesilla Holland, Sweeny, So.  
 OF-Tawanna Caldwell, Sweeny, Sr.  
 OF-Jaime Schimara, Bellville, Sr.  
 OF-Janelle Grovey, Sweeny, Sr.  
 DH-Lori Russell, Sweeny, Sr.  
 UTIL-Stacy Schmidt, Bellville, So.

### 2A

Semifinals  
 Blooming Grove 8, Shiner 7  
 Coahoma 1, Slocum 0

Championship  
 Blooming Grove 6, Coahoma 4

All-Tournament  
 P-Audra Bingham, Coahoma, Sr.  
 C-Laura Ellis, Blooming Grove, So.  
 1B-Stephanie Stone, Coahoma, Jr.  
 2B-Kristi Tunnell, Blooming Grove, Sr.  
 3B-Tori Elmore, Coahoma, Jr.  
 SS-Joanna Ellis, Blooming Grove, Jr.  
 OF-Cassie Tindol, Coahoma, Fr.  
 OF-Rebecca Wiggins, Slocum, Fr.  
 OF-Melissa Cantrell, Blooming Grove, So.

DH-Amanda Smith, Blooming Grove, Fr.  
 UTIL-Jodie Patterson, Blooming Grove, Jr.

### 1995 (May 19-20) Pleasant Valley Sports Complex, Austin

**5A**  
Quarterfinals  
 Midland Lee 2, Pearland 1  
 Plano East 1, San Antonio Marshall 0  
 Waco Midway 6, Keller 5  
 Pasadena Dobie 4, Humble Kingwood 0

Semifinals  
 Plano East 4, Midland Lee 0  
 Pasadena Dobie 4, Waco Midway 0

Championship  
 Pasadena Dobie 11, Plano East 0 (6)  
All-Tournament  
 P-Christa Williams, Pasadena Dobie, Jr.  
 C-Erica Guajardo, Pasadena Dobie, Sr.  
 1B-Bree Whisenhunt, Keller, So.  
 2B-Joanna Berg, Waco Midway, Jr.  
 3B-Nicole Myers, Pasadena Dobie, Sr.  
 SS-Heather Martinez, Pasadena Dobie, Jr.  
 OF-Courtney Rash, Waco Midway, So.  
 OF-Teffani Tyler, Waco Midway, Jr.  
 OF-April Cook, Pasadena Dobie, Sr.  
 DH-Michelle Heitter, Plano East, Sr.  
 UTIL-Jessica Miller, Plano East, Jr.

### 3A

Quarterfinals  
 Mount Vernon 15, Farmersville 5 (5)  
 Sweeny 23, Hudson 3 (5)  
 Hawley 4, Blooming Grove 1  
 Grand Saline 5, Dripping Springs 2

Semifinals  
 Mount Vernon 3, Sweeny 0  
 Hawley 11, Grand Saline 1 (5)

Championship  
 Hawley 2, Mount Vernon 0  
All-Tournament  
 P-Amanda Cobb, Hawley, So.  
 C-Chelsea Burns, Mount Vernon, Sr.  
 1B-Renee Wright, Sweeny, Sr.

2B-Meredith Weisiger, Mount Vernon, Sr.  
 3B-Molly Miller, Dripping Springs, Fr.  
 SS-Casie Wallace, Farmersville, Jr.  
 OF-Joanie Greenwood, Hawley, Jr.  
 OF-Krishna Koonce, Grand Saline, Jr.  
 OF-Julie McCullough, Dripping Springs, Sr.  
 DH-Kristi Burrow, Hawley, So.  
 UTIL-Cheree Bolin, Mount Vernon, Sr.

### 1994 (May 20-21) Pleasant Valley Sports Complex, Austin

**5A**  
Quarterfinals  
 Tomball 13, Northside Marshall 0 (5)  
 Angleton 4, Houston Bellaire 1  
 El Paso Bel Air 3, Texas City 2  
 Waco Midway 5, Irving Nimitz 2

Semifinals  
 Angleton 13, Tomball 2 (5)  
 El Paso Bel Air 3, Waco Midway 2

Championship  
 Angleton 5, El Paso Bel Air 0  
All-Tournament  
 P-Krystal Bryant, Angleton, So.  
 C-Tiffany West, Angleton, Sr.  
 1B-Kelly Walcik, Angleton, So.  
 2B-Natalee Hancock, Angleton, So.  
 3B-Janelle Carrington, Angleton, So.  
 SS-Julie Kilgo, Waco Midway, Sr.  
 OF-Bonnie Contreras, El Paso Bel Air, Jr.  
 OF-April Williamson, Angleton, So.  
 OF-Teffani Tyler, Waco Midway, So.  
 DH-Leslie Mata, El Paso Bel Air, Jr.  
 UTIL-Bernice Juarez, El Paso Bel Air, So.

### 3A

Quarterfinals  
 Mount Vernon 7, Malakoff Cross Roads 5  
 Clyde 12, Robinson 2 (5)  
 Bellville 4, Ponder 1  
 Devine 10, Splendora 9

Semifinals  
 Mount Vernon 10, Clyde 5  
 Devine 9, Bellville 8

Championship  
 Mount Vernon 9, Devine 2  
All-Tournament  
 P-Cheree Bolin, Mount Vernon, Jr.  
 C-Amanda Cozart, Clyde, Fr.  
 1B-Michelle Long, Mount Vernon, Sr.  
 2B-Terrie Pepper, Devine, Sr.  
 3B-Brandi Brokemeyer, Bellville, Sr.  
 SS-Leah Lorraine, Devine, Fr.  
 OF-Lori Mikeska, Bellville, Sr.  
 OF-Kelli Clawson, Mount Vernon, Fr.  
 OF-Krissy Nigar, Clyde, Fr.  
 DH-Melanie Mikeska, Bellville, So.  
 UTIL-Patty Jimenez, Devine, Jr.

### 1993 (May 21-22) Pleasant Valley Sports Complex, Austin

**5A**  
Quarterfinals  
 Tomball 3, Mount Pleasant 0  
 Waco Midway 7, Ponder 1  
 El Paso Bel Air 1, Humble Kingwood 0  
 Pasadena Dobie 5, San Marcos 1

Semifinals  
 Pasadena Dobie 10, El Paso Bel Air 2  
 Tomball 2, Waco Midway 0

Championship  
 Pasadena Dobie 1, Tomball 0



Pasadena Dobie - 1993 Conference 5A Softball Champions



School	Tournament Appearances	W	L	Games	Win Pct.	Tourn. App.	Championships
Abilene Wylie	3A:1996	0	1	1	0.000	1	0
Albany	1A:2011,13; 2A:2018	0	3	3	0.000	3	0
Aledo	4A:2008*,13,14*; 5A:2015*,21,22,24	7	4	11	0.636	7	3
Alpine	2A:2012	1	1	2	0.500	1	0
Alto	2A:1999*,2000,02; 1A:2009	5	3	8	0.625	4	1
Alvin	5A:2008*	2	0	2	1.000	1	1
Andrews	4A:1997,2005	0	2	2	0.000	2	0
Angleton	5A:1994*; 4A:2009; 5A:16,19*	6	2	8	0.750	4	2
Anna	4A:2019	1	1	2	0.500	1	0
Archer City	2A:2001*,17	2	1	3	0.667	2	1
Aubrey	2A:2002,04,07; 4A:2023	2	4	6	0.333	4	0
Austin Bowie	5A:2007,08,10; 6A:2017	2	4	6	0.333	4	0
Azle	4A:1996,2009	0	2	2	0.000	2	0
Bandera	3A:2002	0	1	1	0.000	1	0
Bartlett	1A:2017	0	1	1	0.000	1	0
Beckville	1A:2013; 2A:2024	1	2	3	0.333	2	0
Beeville Jones	4A:1997,2017,18	0	3	3	0.000	3	0
Bells	2A:2017*,18*	4	0	4	1.000	2	2
Bellville	3A:1994,96,97	2	3	5	0.400	3	0
Big Sandy Harmony	2A:2008	0	1	1	0.000	1	0
Bishop	3A:2021	0	1	1	0.000	1	0
Bloomburg	1A:2021	0	1	1	0.000	1	0
Blooming Grove	3A:1995; 2A:1996*,97,98	4	3	7	0.571	4	1
Blue Ridge	1A:2010	1	1	2	0.500	1	0
Boerne	4A:2007*	2	0	2	1.000	1	1
Bosqueville	1A:2002,07*,08; 2A:2015	4	3	7	0.571	4	1
Bowie	3A:2000	0	1	1	0.000	1	0
Breckenridge	3A:1997	1	1	2	0.500	1	0
Brenham	4A:1996*,2000,02,05*,07	5	3	8	0.625	5	2
Bridgeland	6A:2023	0	1	1	0.000	1	0
Brock	1A:2001,02; 2A:2009*,10; 3A:2016,17,18,19	3	7	10	0.300	8	1
Brownwood	4A:1996,2016	0	2	2	0.000	2	0
Bryan	5A:1996,2000,02*,03	4	3	7	0.571	4	1
Buda Hays	4A:2013*,14	2	1	3	0.667	2	1
Bullard	4A:2021,22	0	2	2	0.000	2	0
Burkburnett	3A:2007,08,13	1	3	4	0.250	3	0
Burton	1A:2004	0	1	1	0.000	1	0
Caldwell	3A:2004	0	1	1	0.000	1	0
Callisburg	2A:2011	0	1	1	0.000	1	0
Canton	4A:2024	0	1	1	0.000	1	0
Canyon	5A:2017	0	1	1	0.000	1	0
Castroville Medina Valley	3A:1998,2007*,08	2	2	4	0.500	3	1
Cedar Hill	4A:1997	1	1	2	0.500	1	0




# SOFTBALL

## ALL-TIME STATE TOURNAMENT APPEARANCES

\* - State Champion



Comal Smithson Valley - 2009 Conference 5A Softball Champions



Deer Park - 2012 Conference 5A Softball Champions

School	Tournament Appearances	W	L	Games	Win Pct.	Tourn. App.	Championships
Cedar Park Vista Ridge	5A:2009,15	1	2	3	0.333	2	0
Celina	2A:2006; 3A:2009,11*	3	2	5	0.600	3	1
Chireno	1A:2019,22	1	2	3	0.333	2	0
Cleburne	4A:2006	0	1	1	0.000	1	0
Clute Brazoswood	5A:2006	0	1	1	0.000	1	0
Clyde	3A:2006	0	1	1	0.000	1	0
Clyde Eula	3A:1994,2004; 1A:2006*,08	3	3	6	0.500	4	1
Coahoma	2A:1996,98*,99,2000,02,03,05,06,07,08; 3A:2022,23*,24*	11	10	21	0.524	13	3
Colleyville Heritage	4A:1998; 5A:2023	0	2	2	0.000	2	0
Collinsville	2A:2000; 1A:2001,02,06	1	4	5	0.200	4	0
Colorado City Colorado	3A:2016	1	1	2	0.500	1	0
Comal Canyon	4A:2009*,10; 6A:2018,19; 5A:2023	3	4	7	0.429	5	1
Comal Smithson Valley	4A:1999,2001*,02; 5A:2006,09*; 5A:2012*	7	4	11	0.636	7	3
Comanche	3A:2015	0	1	1	0.000	1	0
Como-Pickton	2A:1999,2023	1	2	3	0.333	2	0
Conroe Oak Ridge	6A:2018	0	1	1	0.000	1	0
Conroe The Woodlands	5A:2011*,14; 6A:2015	3	2	5	0.600	3	1
Converse Judson	6A:2021	1	1	2	0.500	1	0
Coppell	5A:2001*	2	0	2	1.000	1	1
Corpus Christi Calallen	5A:2019; 4A:2021,23*,24*	6	2	8	0.750	4	2
Crawford	2A:2012*,14*,16,19*,21,22*,23,24	9	4	13	0.692	8	4
Crowley	4A:2003*,04*	4	0	4	1.000	2	2
D'Hanis	1A:2005,18,19*,21,22*,23	6	4	10	0.600	6	2
Dallardsville Big Sandy	1A:2005,06	1	2	3	0.333	2	0
Danbury	2A:2004*,11*,12; 3A:2019	4	2	6	0.667	4	2
Decatur	3A:2002; 4A:2019,23	0	3	3	0.000	3	0
Deer Park	5A:2012*,13,14*; 6A:2017,21*,22	6	3	9	0.667	6	3
DeKalb	2A:2001	0	1	1	0.000	1	0
Denton Guyer	4A:2010; 6A:2023,24	1	3	4	0.250	3	0





School	Tournament Appearances	W	L	Games	Win Pct.	Tourn. App.	Championships
Denton Ryan	4A:2007	1	1	2	0.500	1	0
Devine	3A:1994,2000	3	2	5	0.600	2	0
Diboll	3A:2021	1	1	2	0.500	1	0
Dodd City	1A:2003,17,19,21*,22,23	2	5	7	0.286	6	1
Dripping Springs	3A:1995; 4A:2006,08,11; 5A:2017	1	5	6	0.167	5	0
Early	2A:2009,10	0	2	2	0.000	2	0
East Bernard	2A:2008*,14; 3A:2015*	5	1	6	0.833	3	2
Ector	1A:2018	1	1	2	0.500	1	0
El Paso Americas	6A:2022	0	1	1	0.000	1	0
El Paso Bel Air	5A:1993,94	3	2	5	0.600	2	0
Elgin	4A:2005	0	1	1	0.000	1	0
Elysian Fields	2A:2005*,06,09	3	2	5	0.600	3	1
Ennis	4A:2014	1	1	2	0.500	1	0
Farmersville	3A:1995	0	1	1	0.000	1	0
Flatonia	1A:2003*,12*	4	0	4	1.000	2	2
Forney	3A:1999; 4A:2011,12; 5A:2018*,19	3	4	7	0.429	5	1
Forsan	1A:2009*,10*; 2A:2024	4	1	5	0.800	3	2
Fort Bend Elkins	5A:2002,03,04*	2	2	4	0.500	3	1
Fort Bend Ridge Point	5A:2015	0	1	1	0.000	1	0
Fort Worth Arlington Heights	5A:2018	0	1	1	0.000	1	0
Fort Worth Paschal	5A:2004	0	1	1	0.000	1	0
Franklin	2A:2004; 3A:2022	0	2	2	0.000	2	0
Fredericksburg	4A:2019	0	1	1	0.000	1	0
Freeport Brazosport	5A:2000*	2	0	2	1.000	1	1
Frisco	4A:2002*; 5A:2016	2	1	3	0.667	2	1
Frisco Heritage	5A:2023	0	1	1	0.000	1	0
Gail Borden County	1A:2018,19,21	0	3	3	0.000	3	0
Galena Park North Shore	5A:1998	1	1	2	0.500	1	0
Garland	5A:2005,06*,07*,08	6	1	7	0.857	4	2
Garland Lakeview Centennial	5A:2001	0	1	1	0.000	1	0
Garrison	1A:2012; 2A:2013	0	2	2	0.000	2	0
Gatesville	3A:2009	0	1	1	0.000	1	0
Georgetown	5A:2021,22	1	2	3	0.333	2	0
George West	2A:2010*	2	0	2	1.000	1	1
Graham	3A:1999	1	1	2	0.500	1	0
Grand Saline	5A:1995; 2A:1997,98	1	3	4	0.250	3	0
Grandview	3A:2018,23,24	1	3	4	0.250	3	0
Grapeland	1A:2011	1	1	2	0.500	1	0
Gregory-Portland	4A:2000; 5A:2016	1	2	3	0.333	2	0
Hallettsville	2A:2009; 3A:2015,19,22*,24	5	4	9	0.556	5	1
Hallsville	4A:2001; 5A:2015,21	1	3	4	0.250	3	0
Harleton	2A:2010; 1A:2014; 2A:2015,16	2	4	6	0.333	4	0
Harlingen South	5A:2024	0	1	1	0.000	1	0



# SOFTBALL

## ALL-TIME STATE TOURNAMENT APPEARANCES

\* - State Champion

School	Tournament Appearances	W	L	Games	Win Pct.	Tourn. App.	Championships
Hawley	5A:1995*; 2A:1997*,2013,14,15	5	3	8	0.625	5	2
Henderson	3A:2012	1	1	2	0.500	1	0
Hermleigh	1A:2017,22,23*,24	4	3	7	0.571	4	1
Holiday	3A:2021	0	1	1	0.000	1	0
Hooks	3A:1996	0	1	1	0.000	1	0
Houston Bellaire	5A:1994	0	1	1	0.000	1	0
Hubbard	1A:2014	0	1	1	0.000	1	0
Hudson	3A:1995,2012*,13*	4	1	5	0.800	3	2
Huffman Hargrave	3A:2014; 4A:2015*,19*	4	1	5	0.800	3	2
Hughes Springs	3A:2017,18	1	2	3	0.333	2	0
Humble Atascocita	6A:2016,18*	2	1	3	0.667	2	1
Humble Kingwood	5A:1993,95,2013; 6A:2024	1	4	5	0.200	4	0
Huntington	3A:2007,08*11	2	2	4	0.500	3	1
Iola	1A:2009	0	1	1	0.000	1	0
Iowa Park	4A:2021,22	0	2	2	0.000	2	0
Irving Nimitz	5A:1994,98	0	2	2	0.000	2	0
Ivanhoe Rayburn	1A:2012,13	2	2	4	0.500	2	0
Jarrell	2A:1998	0	1	1	0.000	1	0
Joaquin	1A:2001	1	1	2	0.500	1	0
Jonesboro	1A:2024*	2	0	2	1.000	1	1
Katy	5A:2007; 6A:2015*,19*	5	1	6	0.833	3	2
Katy Taylor	5A:1999,2001	2	2	4	0.500	2	0
Keller	5A:1995,96,97,2003*,05*,06; 6A:2016*,17*,19	10	5	15	0.667	9	4
Keller Fossil Ridge	4A:1998	1	1	2	0.500	1	0
Kennedale	3A:1998*,2000*,03	5	1	6	0.833	3	2
Kirbyville	3A:2003*	2	0	2	1.000	1	1
Klein Collins	5A:2012; 6A:2019	2	2	4	0.500	2	0
Klein Oak	5A:1998*	2	0	2	1.000	1	1
Krum	4A:2017*	2	0	2	1.000	1	1



Katy - 2019 Conference 6A Softball Champions



Keller - 2017 Conference 6A Softball Champions



School	Tournament Appearances	W	L	Games	Win Pct.	Tourn. App.	Championships
La Grange	3A:2000,05*,13,14*; 4A:2016*	6	2	8	0.750	5	3
Lake Belton	5A:2024	0	1	1	0.000	1	0
La Marque	4A:1997*	2	0	2	1.000	1	1
Lewisville	5A:2013*; 6A:2015	3	1	4	0.750	2	1
Lewisville Flower Mound	6A:2021	0	1	1	0.500	1	0
Lewisville Hebron	5A:2010	0	1	1	0.000	1	0
Lewisville Marcus	5A:2007	0	1	1	0.000	1	0
Lewisville The Colony	5A:2017*,19	2	1	3	0.667	2	1
Liberty	4A:2018*,21*,22,23,24	8	2	10	0.800	5	3
Liberty Hill	3A:2012; 4A:2017	1	2	3	0.333	2	0
Lindale	3A:2002,03,04*	3	2	5	0.600	3	1
Lindsay	1A:2009,11	0	2	2	0.000	2	0
Little Cypress-Mauriceville	4A:2006*	2	0	2	1.000	1	1
Little River Academy	3A:2017*	2	0	2	1.000	1	1
Lone Oak	2A:2014	0	1	1	0.000	1	0
Longview Spring Hill	3A:2009	0	1	1	0.000	1	0
Lovelady	2A:2022	1	1	2	0.500	1	0
Lubbock Coronado	5A:2014	0	1	1	0.000	1	0
Lucas Lovejoy	4A:2013	1	1	2	0.500	1	0
Magnolia	4A:1999*,2010	3	1	4	0.750	2	1
Malakoff Cross Roads	3A:1994; 1A:2010	0	2	2	0.000	2	0
Mansfield Lake Ridge	6A:2022	1	1	2	0.500	1	0
Mart	1A:2010	0	1	1	0.000	1	0
Maud	1A:2008	0	1	1	0.000	1	0
McKinney North	4A:2007	0	1	1	0.000	1	0
McLeod	1A:2004,05,07	0	3	3	0.000	3	0
Melissa	5A:2024*	2	0	2	1.000	1	1
Mesquite Poteet	4A:2003,09	0	2	2	0.000	2	0
Midland Greenwood	3A:2001	1	1	2	0.500	1	0
Midland Lee	5A:1995	1	1	2	0.500	1	0
Mineola	2A:2012; 3A:2013	1	2	3	0.333	2	0
Monahans	3A:2004	0	1	1	0.000	1	0
Mont Belvieu Barbers Hill	3A:2006; 4A:2014; 5A:2018,21*	2	3	5	0.400	4	1
Montgomery	4A:2012	1	1	2	0.500	1	0
Montgomery Lake Creek	5A:2022*,23*	4	0	4	1.000	2	2
Mount Pleasant	5A:1993	0	1	1	0.000	1	0
Mount Vernon	3A:1994*,95,97,22	5	3	8	0.625	4	1
Nacogdoches	5A:1999; 4A:2004	0	2	2	0.000	2	0
Nacogdoches Central Heights	2A:2011	1	1	2	0.500	1	0
Neches	1A:2023,24	0	2	2	0.000	2	0
Nederland	4A:1998,2008	1	2	3	0.333	2	0
Needville	3A:2009*,10; 4A:2015,16	3	3	6	0.500	4	1
New Braunfels	4A:2004	0	1	1	0.000	1	0







# SOFTBALL

## ALL-TIME STATE TOURNAMENT APPEARANCES

\* - State Champion



Rains - 2021 Conference 3A Softball Champions



Stamford - 2021 Conference 2A Softball Champions

School	Tournament Appearances	W	L	Games	Win Pct.	Tourn. App.	Championships
Normangee	2A:2018	1	1	2	0.500	1	0
North Richland Hills Birdville	5A:2016*	2	0	2	1.000	1	1
North Richland Hills Richland	5A:1999*,2002	2	1	3	0.667	2	1
Northside Brennan	6A:2017	0	1	1	0.000	1	0
Northside Holmes	5A:1997,2001	0	2	2	0.000	2	0
Northside Marshall	5A:1994,95,2004	0	3	3	0.000	3	0
Northside O'Connor	5A:2000,02,05,11,12; 6A:2022*	4	5	9	0.444	6	1
Northside Taft	5A:1998,99	0	2	2	0.000	2	0
Northwest	4A:2005,06	2	1	3	0.667	2	0
Odessa	5A:2008	0	1	1	0.000	1	0
Paris North Lamar	3A:2010*; 4A:2016	3	1	4	0.750	2	1
Pasadena Dobie	5A:1993*,95*,97*	8	0	8	1.000	3	3
Pattonville Prairiland	2A:2007	0	1	1	0.000	1	0
Pearland	5A:1995,96*,2009,10*,11; 6A:2016,23*	8	4	12	0.667	7	3
Petrolia	1A:2012,14	0	2	2	0.000	2	0
Pilot Point	3A:2005; 2A:2013*	2	1	3	0.667	2	1
Pineland West Sabine	2A:2019,21	0	2	2	0.000	2	0
Plano	5A:2011; 6A:2018	0	2	2	0.000	2	0
Plano East	5A:1995,2009,12	2	3	5	0.400	3	0
Pollok Central	3A:1997*	2	0	2	1.000	1	1
Ponder	5A:1993; 3A:1994	0	2	2	0.000	2	0
Port Neches-Groves	4A:2001,04	1	2	3	0.333	2	0
Prosper	2A:2003	0	1	1	0.000	1	0
Prosper Rock Hill	5A:2022	0	1	1	0.000	1	0
Rains	4A:2018; 3A:2019*,21*,23	4	2	6	0.667	4	2
Redwater	2A:2003	0	1	1	0.000	1	0
Richardson Berkner	5A:1997	0	1	1	0.000	1	0
Richmond Foster	4A:2013; 5A:2018	1	2	3	0.333	2	0
Robinson	3A:1994,99*,2010	2	2	4	0.500	3	1
Rockwall	6A:2021	0	1	1	0.500	1	0



\* - State Champion

School	Tournament Appearances	W	L	Games	Win Pct.	Tourn. App.	Championships
Rogers	2A:2001	0	1	1	0.000	1	0
Sadler S&S Consolidated	2A:2008	0	1	1	0.000	1	0
San Antonio Southwest	5A:2014	0	1	1	0.000	1	0
San Benito	5A:2013; 6A:2015,23	0	3	3	0.000	3	0
San Marcos	5A:1993,96	1	2	3	0.333	2	0
Sanger	3A:2001*; 4A:2024	2	1	3	0.667	2	1
Santa Fe	4A:2011*	2	0	2	1.000	1	1
Santa Gertrudis Academy	2A:2013; 3A:2016,17,18*,23	5	4	9	.556	5	1
Seymour	1A:2007	0	1	1	0.000	1	0
Shiner	2A:1996,97,99; 1A:2001*,02*,06,07,08*,11*; 2A:2015*,16*,17,24*	16	6	22	0.727	13	7
Sinton	3A:1999,2001	0	2	2	0.000	2	0
Slocum	2A:1996; 1A:2003,04,17*,18*,24	5	5	9	0.556	6	2
Snyder	3A:2014; 4A:2015	0	2	2	0.000	2	0
South Grand Prairie	5A:2000	0	1	1	0.000	1	0
Southlake Carroll	4A:2002	0	1	1	0.000	1	0
Splendora	3A:1994,2001,02*	2	2	4	0.500	3	1
Stamford	2A:2021*,22,23	2	2	4	0.500	3	1
Sweeny	5A:1995; 3A:1996*,2011; 4A:2022	4	3	7	0.571	4	1
Texarkana Liberty-Eylau	3A:2008	1	1	2	0.500	1	0
Texarkana Pleasant Grove	4A:2015	0	1	1	0.000	1	0
Texarkana Texas	4A:2000	0	1	1	0.000	1	0
Texas City	5A:1994	0	1	1	0.000	1	0
Thorndale	2A:2019	1	1	1	0.500	1	0
Tomball	5A:1993,94,2004,05,10	4	5	9	0.444	5	0
Troy	2A:2000*,05,07*	5	1	6	0.833	3	2
Van	3A:2005,06,14	2	3	5	0.400	3	0
Vernon	4A:2017,18	1	2	3	0.333	2	0
Vidor	4A:2003	0	1	1	0.000	1	0
Waco Midway	5A:1993,94,95; 4A:1996,98*,99,2008,10*,11,12; 6A:2024	9	9	18	0.500	11	2
Wall	2A:2011	0	1	1	0.000	1	0
Weatherford	4A:1999,2000*	3	1	4	0.750	2	1
Weimar	2A:2001,02*,03*,05,06*; 1A:2013*,14*,21; 2A:2022,23*	13	4	17	0.765	10	6
Weslaco	6A:2016,24*	2	1	3	0.667	2	1
West	3A:1998,2007,10,11,12,16*	5	5	10	0.500	6	1
West Columbia Columbia	3A:2005,06*	3	1	4	0.750	2	1
Wharton	3A:2003,04	1	2	3	0.333	2	0
Whitesboro	3A:2024	0	1	1	0.000	1	0
Whitewright	3A:2015	0	1	1	0.000	1	0
Wichita Falls Rider	4A:2001	0	1	1	0.000	1	0
Willis	5A:2017	1	1	2	0.500	1	0
Windthorst	1A:2003,04*,05*; 2A:2016,19	6	3	9	0.667	5	2
Woden	2A:2017,18	0	2	2	0.000	2	0
Woodville	3A:1998	0	1	1	0.000	1	0



## First year of UIL competition: 1948-49

### State Tournament Structure

Baseball began in 1949 with the City Conference and Conference 2A. In 1951, the City Conference was discontinued and 2A stood by itself until 1956. From 1957-78, Conferences 3A and 4A formed the structure. From 1979-80, Conferences 2A, 1A, and B were added. In 1981, Conference 5A was added and Conference B was discontinued. That structure held for almost 35 years. With the addition of Conference 6A to the UIL in 2015, all conferences were elevated one level and Conference 1A was discontinued. In 2017, a conference 1A playoff bracket and state champion were added, with conferences 1A and 2A aligned together throughout district play.


### Evolution of UIL Baseball State Tournament

Season	# Playoff Teams advancing from each district
1948-82	1 team
1983-92	2 teams all conferences

1992-96	3 teams 5A; 2 teams other conferences
1997-98	3 teams 4A-5A; 2 teams other conferences
1999-06	3 teams 2A-5A; 2 teams 1A
2007-08	4 teams 5A; 3 teams other conferences
2009-13	4 teams 4A-5A; 3 teams other conferences
2014	4 teams 2A-5A; 3 teams 1A
2015	4 teams 3A-6A; 3 teams 2A
2016	4 teams 2A-6A
2017-	4 teams 2A-6A; 2 teams 1A (Aligned w/ 2A Reg. Season)

### Location History

The state tournament has been held in four locations during its history. The event started in Austin at Disch Field (1949-67), then moved to Nelson Field in Austin (1968-74), followed by a move to the University of Texas at Disch-Falk Field (1975-78). From 1979-99, the tournament sites were split between Disch-Falk Field and high schools in the Greater Austin Area. In 2000, Dell Diamond (1A-3A, 5A-6A) in Round Rock became a site, and has shared hosting duties with Disch-Falk Field (4A).



Northwest Eaton - 2018 Conference 5A Baseball Champions





Wall - 2019 Conference 3A Baseball Champions

**TEAM CHAMPIONS**

**2024**

- 6A-Tomball (41-3)
- 5A-Grapevine (40-5)
- 4A-TeXarkana Liberty-Eylau (33-9-1)
- 3A-Franklin (35-5)
- 2A-Collinsville (40-3)
- 1A-Ira (24-0)

**2023**

- 6A-Lewisville Flower Mound (37-10-2)
- 5A-Magnolia West (36-5)
- 4A-China Spring (37-5-1)
- 3A-Boyd (40-5)
- 2A-Harleton (37-1)
- 1A-Abbott (23-4)

**2022**

- 6A-Southlake Carroll (34-8)
- 5A-Georgetown (35-7)
- 4A-Sinton (36-1)
- 3A-Corpus Christi London (26-13)
- 2A-Valley Mills (30-2-2)
- 1A-D'Hanis (28-3)

**2021**

- 6A-Rockwall Heath (38-11-1)
- 5A-Mont Belvieu Barbers Hill (37-8-1)
- 4A-TeXarkana Pleasant Grove (35-8)
- 3A-Malakoff (38-7)
- 2A-New Deal (29-4)
- 1A-Fayetteville (19-9)

**2020**

(Cancelled due to COVID-19 Pandemic)

**2019**

- 6A-Southlake Carroll (33-11)
- 5A-Colleyville Heritage (39-3)
- 4A-Argyle (40-1-1)
- 3A-Wall (39-1)

- 2A-Dallardsville Big Sandy (36-4)
- 1A-D'Hannis (25-4)

**2018**

- 6A-Southlake Carroll (35-6)
- 5A-Northwest Eaton (34-9-1)
- 4A-Argyle (37-0)
- 3A-Beckville (36-4)
- 2A-Dallardsville Big Sandy (34-4-1)
- 1A-Slocum (22-8)

**2017**

- 6A-Deer Park (35-8-1)
- 5A-Port Neches-Groves (34-8-2)
- 4A-Abilene Wylie (35-1)
- 3A-Nacogdoches Central Heights (37-2-1)
- 2A-Muenster (33-2)
- 1A-Abbott (29-3-1)

**2016**

- 6A-Dallas Jesuit (36-8-2)
- 5A-Grapevine (35-6-2)
- 4A-Abilene Wylie (32-3-1)
- 3A-West (33-5)
- 2A-Flatonia (29-5)

**2015**

- 6A-Cypress Ranch (31-6)
- 5A-Prosper (35-3)
- 4A-Argyle (30-7)
- 3A-West (31-2-1)
- 2A-Flatonia (25-6)

**2014**

- 5A-Lewisville Flower Mound (34-12-1)
- 4A-Aledo (34-6-2)
- 3A-College Station (35-6-1)
- 2A-Sunnyvale (30-7)
- 1A-Douglass (33-1)

**2013**

- 5A-Conroe The Woodlands (38-4)
- 4A-Tomball (35-4)

- 3A-La Grange (26-9)
- 2A-Hallettsville (35-3)
- 1A-Price Carlisle (29-1)

**2012**

- 5A-Cypress Ranch (32-8)
- 4A-Rockwall Heath (36-9)
- 3A-TeXarkana Pleasant Grove (35-5)
- 2A-Jarrell (27-4)
- 1A-Fayetteville (21-6)

**2011**

- 5A-Clute Brazoswood (34-8)
- 4A-Wichita Falls Rider (39-7)
- 3A-Kennedale (35-5-1)
- 2A-Cameron Yoe (35-7-1)
- 1A-Johnson City LBJ (33-6)

**2010**

- 5A-Corpus Christi Carroll (37-7)
- 4A-Brenham (37-5)
- 3A-TeXarkana Pleasant Grove (37-2)
- 2A-Rogers (32-9)
- 1A-Windthorst (36-6-1)

**2009**

- 5A-El Paso Socorro (35-4)
- 4A-TeXarkana Texas (30-7)
- 3A-Carthage (28-6-1)
- 2A-Danbury (32-5)
- 1A-Miles (19-9-1)

**2008**

- 5A-Plano West (40-2)
- 4A-Corpus Christi Calallen (42-1)
- 3A-Snyder (35-6)
- 2A-Salado (32-6)
- 1A-Bosqueville (21-6-1)

**2007**

- 5A-Cy-Fair (32-7)
- 4A-Corpus Christi Moody (39-3)
- 3A-Jasper (33-7)
- 2A-Rogers (36-2)
- 1A-Archer City (32-4)

**2006**

- 5A-Conroe The Woodlands (38-1)
- 4A-New Braunfels (31-5)
- 3A-TeXarkana Liberty-Eylau (26-14)
- 2A-Brock (34-1)
- 1A-Anderson-Shiro (28-6)

**2005**

- 5A-Humble Kingwood (35-6-1)
- 4A-Corpus Christi Calallen (37-4)
- 3A-Carthage (37-4)
- 2A-Woodville (35-6)
- 1A-Thorndale (33-5)

**2004**

- 5A-Corpus Christi Moody (42-1)
- 4A-Boerne (32-5)
- 3A-La Grange (33-1)
- 2A-Nacogdoches Central Heights (37-2)
- 1A-Shiner (23-9)

**2003**

- 5A-Fort Bend Elkins (31-8)
- 4A-Waco Midway (35-4-1)
- 3A-Lorena (31-0)
- 2A-Weimar (28-6-1)



1A-Colmesneil (26-4)

**2002**

5A-Fort Bend Elkins (35-1)  
4A-Southlake Carroll (31-10)  
3A-Sinton (34-5)  
2A-Celina (33-4-1)  
1A-Shiner (23-10)

**2001**

5A-Midland (34-7)  
4A-Fort Worth Western Hills (33-5)  
3A-La Grange (30-1)  
2A-Weimar (26-5)  
1A-Bremond (27-3)

**2000**

5A-Conroe The Woodlands (30-6)  
4A-Corpus Christi Calallen (38-3)  
3A-China Spring (26-6)  
2A-Weimar (32-3)  
1A-Evadale (26-4)

**1999**

5A-Houston Bellaire (38-2)  
4A-Andrews (35-3)  
3A-West (27-10)  
2A-Cooper (26-6-1)  
1A-Collinsville (25-6)

**1998**

5A-Klein (35-2)  
4A-Dallas Highland Park (28-8)  
3A-Atlanta (25-7)  
2A-Gunter (29-1)  
1A-Thrall (23-3)

**1997**

5A-Round Rock (32-6)  
4A-Fort Worth Boswell (26-11)  
3A-Hallettsville (30-4)  
2A-Weimar (22-8)  
1A-Fayetteville (21-6-1)

**1996**

5A-Lubbock Monterey (36-3)  
4A-Fort Worth Arlington Heights (30-11)  
3A-Crockett (27-6)  
2A-Weimar (25-8)  
1A-Thorndale (24-2)

**1995**

5A-Fort Bend Elkins (32-2)  
4A-Coppell (28-5)  
3A-Hallettsville (29-1)  
2A-East Bernard (23-3)  
1A-D'Hanis (25-4)

**1994**

5A-Houston Bellaire (26-3-1)  
4A-Belton (35-6)  
3A-Orange Grove (22-3)  
2A-East Bernard (26-2-1)  
1A-Gunter (24-2)

**1993**

5A-Arlington Martin (34-5)  
4A-Mount Pleasant (30-8)  
3A-Bellville (23-6-1)  
2A-China Spring (18-8)  
1A-Flatonia (14-7)

**1992**

5A-Freeport Brazoswood (30-3)  
4A-Robstown (29-6)  
3A-Queen City (24-4)  
2A-Shiner (21-8)  
1A-Valley Mills (20-2)

**1991**

5A-League City Clear Creek (28-6)  
4A-Robstown (27-6)  
3A-Falfurrias (28-2-1)  
2A-Van Horn (21-3)  
1A-Valley Mills (19-2-2)

**1990**

5A-Duncanville (33-4)  
4A-Carthage (30-5)  
3A-Freer (28-3)  
2A-Gilmer Harmony (23-4)  
1A-Colmesneil (25-2)

**1989**

5A-Fort Bend Dulles (30-4)  
4A-Paris (29-7)  
3A-Sinton (25-5)  
2A-China Spring (22-4)  
1A-Maud (30-1)

**1988**

5A-Abilene Cooper (30-7)  
4A-Brenham (31-3)  
3A-Sinton (28-4)  
2A-Shelbyville (25-7)  
1A-Apple Springs (18-2)

**1987**

5A-Abilene Cooper (33-3)  
4A-Brenham (28-2)  
3A-San Augustine (28-4)  
2A-China Spring (24-2)  
1A-Burton (26-2)

**1986**

5A-Houston Bellaire (29-4)  
4A-Brenham (30-3)  
3A-Pattonville Prairiland (30-1)  
2A-Riviera Kaufer (27-5)  
1A-Colmesneil (23-0)

**1985**

5A-Victoria Strohmman (29-7)  
4A-DeSoto (33-6)  
3A-Sweeny (22-4-1)  
2A-Riviera Kaufer (22-2)  
1A-Colmesneil (23-5)

**1984**

5A-Freeport Brazosport (33-5)  
4A-Austin Westlake (28-8)  
3A-Odem (24-6)  
2A-Ore City (24-4-1)  
1A-Prosper (25-4)

**1983**


5A-Port Arthur Jefferson (34-3)  
4A-Snyder (27-6)  
3A-Kenedy (26-4)  
2A-Pollok Central (25-6)  
1A-Valley Mills (19-2)

**1982**

5A-Houston Sharpstown (32-4)  
4A-El Campo (27-7)  
3A-Crockett (20-11)  
2A-Southlake Carroll (22-5)  
1A-Palmer (21-2)

**1981**

5A-Lubbock Monterey (38-4)  
4A-South San Antonio West (30-2)  
3A-Somerset (26-5-1)  
2A-Shiner (19-4)  
1A-Bremond (19-3)



Deer Park - 2017 Conference 6A Baseball Champions





### 1980

4A-Pearland (26-3-1)  
 3A-Austin Westlake (30-6)  
 2A-Linden-Kildare (25-4)  
 1A-Waskom (20-4)  
 B-Colmesneil (21-4)

### 1979

4A-Spring (28-6)  
 3A-DeSoto (28-6)  
 2A-Kermit (21-10)  
 1A-Riviera Kaufer (21-4-1)  
 B-Palmer (17-3)

### 1978

4A-Houston Bellaire (36-8)  
 3A-Mount Pleasant (22-2)

### 1977

4A-Houston Sharpstown (35-5)  
 3A-Uvalde (36-6)

### 1976

4A-Duncanville (28-8)  
 3A-Brenham (28-5)

### 1975

4A-Duncanville (32-5)  
 3A-Brenham (29-7)

### 1974

4A-Lubbock Monterey (36-4)  
 3A-South Grand Prairie (29-6)

### 1973

4A-Midland (27-9)  
 3A-LaGrange (21-4)

### 1972

4A-Lubbock Monterey (30-6)  
 3A-Taylor (27-5)

### 1971

4A-Houston Bellaire (35-6)  
 3A-Dumas (27-3)

### 1970

4A-Houston Aldine (25-5)  
 3A-Brenham (25-3)

### 1969

4A-Houston Lamar (30-5-1)  
 3A-Taylor (24-6)

### 1968

4A-San Antonio Highlands (20-2)  
 3A-El Campo (19-3)

### 1967

4A-Corpus Christi King (28-3)  
 3A-South San Antonio (35-0)

### 1966

4A-Freeport Brazosport (28-8)  
 3A-South San Antonio (32-4)

### 1965

4A-Dallas Samuell (21-6)  
 3A-Waxahachie (16-5)

### 1964

4A-Freeport Brazosport (18-8)

3A-South San Antonio (26-6)

### 1963

4A-Lufkin (18-3)  
 3A-South San Antonio (25-7)

### 1962

4A-Houston Bellaire (20-9)  
 3A-El Campo (16-4)

### 1961

4A-Baytown Lee (26-6)  
 3A-South San Antonio (28-8)

### 1960

4A-Houston Bellaire (36-4)  
 3A-Seguin (22-3)

### 1959

4A-Beaumont (19-7)  
 3A-South San Antonio (22-5-1)

### 1958

4A-Austin High (27-4)  
 3A-South San Antonio (17-8-2)

### 1957

4A-Abilene (23-4)  
 3A-Bryan (18-4)

### 1956

2A-Abilene (26-3)

### 1955

2A-Paris (14-1)

### 1954

2A-Austin Travis (17-4)

### 1953

2A-Fort Worth Poly (22-4)



Cade Manning - Southlake Carroll

### 1952

2A-Houston Heights (23-9)

### 1951

2A-Beaumont South Park (21-1)

### 1950

CITY-Fort Worth Paschal  
 2A-Odessa (17-3)

### 1949

CITY-Dallas Adamson  
 2A-El Paso Bowie

### MOST TITLES

School	Titles
Brenham	7
South San Antonio	7
Houston Bellaire	6
China Spring	5
Colemsneil	5
Southlake Carroll	5
Weimar	5
Freeport Brazosport	4
La Grange	4
Lubbock Monterey	4
Shiner	4
Sinton	4
Valley Mills	4
Conroe The Woodlands	3
Corpus Christi Calallen	3
D'Hanis	3
Duncanville	3
El Campo	3
Fayetteville	3
Flatonia	3
Fort Worth Arlington Heights	3
Riveria Kaufer	3
West	3

### MOST APPEARANCES

School	Appearances
Brenham	16
Lubbock Monterey	14
Corpus Christi Calallen	12
Sinton	12
South San Antonio	12
Corpus Christi Moody	11
Holliday	11
Houston Bellaire	11
Austin Westlake	10
Duncanville	10
Fayetteville	10
Gunter	10
China Spring	9
Lufkin	9
Southlake Carroll	9
Texarkana Pleasant Grove	9
Abilene Wylie	8
Colemsneil	8
Fort Worth Arlington Heights	8
La Grange	8
Snyder	8

### RECORD BOOK

#### 6A

#### INDIVIDUAL (BATTING)

**Runs Scored -- 4 --** Cade Manning, Southlake Carroll (vs. FB Ridge Point) 2019; Robert McAdams, Abilene Cooper (vs. San Antonio MacArthur) 1987; Scott Reid, Lubbock Monterey (vs. Nacogdoches) 1981; Jimmy



Carpenter, Abilene (vs. Edinburg) 1956  
**Runs Scored (Tournament) -- 5** -- Connor Wanhanen, Lewisville Flower Mound, 2014; Harrison Holmes, Plano West, 2008; Enrique Cruz, Houston Bellaire, 1999; Robert McAdams, Abilene Cooper, 1987; Scott Reid, Lubbock Monterey, 1981; Jimmy Carpenter, Abilene, 1956  
**Hits -- 4** -- Clark Springs, Southlake Carroll (vs. San Antonio Reagan) 2022; Spencer Jackson, Fort Bend Elkins (vs. Round Rock) 2003; Wardell Starling, Fort Bend Elkins (vs. Austin Bowie) 2002; Glen Hill, Dallas Samuell (vs. Brownsville) 1965  
**Hits (Tournament) -- 6** -- Jessi Ray Navarrette, El Paso Socorro, 2009; Spencer Jackson, Fort Bend Elkins, 2003; Wardell Starling, Fort Bend Elkins, 2002; Craig Smajstrla, Pearland, 1980  
**Doubles (Tournament) -- 3** -- Ethan Mendoza, Southlake Carroll, 2022; Blake Bass, Lubbock Coronado, 2011; Jessi Ray Navarrette, El Paso Socorro, 2009; Spencer Jackson, Fort Bend Elkins, 2003; Wardell Starling, Fort Bend Elkins, 2002  
**Triples (Tournament) -- 3** -- Ryan Langerhans, Round Rock, 1997  
**Home Runs (Tournament) -- 3** -- Cory Falvey, El Paso Socorro, 2009  
**Runs Batted In -- 6** -- Blake Bass, Lubbock Coronado (vs. Corpus Christi Carroll) 2011; Cory Falvey, El Paso Socorro (vs. Lufkin) 2009  
**Runs Batted In (Tournament) -- 9** -- Cory Falvey, El Paso Socorro, 2009  
**Walks -- 3** -- Clay Koelzer, Amarillo (vs. San Antonio Johnson) 2016; Travis Schlichting, Round Rock (vs. Fort Bend Elkins) 2003; Matt Colerick, Klein Oak (vs. Lubbock Monterey) 1996; Adolph Hernandez, South San Antonio (vs. Brazoswood) 1992; Steve Gibraltar, Duncanville (vs. Deer Park) 1990; Mike Gonzalez, Fort Worth Southwest (vs. Fort Bend Dulles) 1989; Bill Hatfield, Houston Bellaire (vs. Victoria Strohmman) 1986  
**Walks (Tournament) -- 5** -- Bill Hatfield, Houston Bellaire, 1986

### INDIVIDUAL (PITCHING)

**Strikeouts -- 21** -- Doyle Stout, Dallas Crozier Tech (vs. Amarillo) 1952  
**Strikeouts (Tournament) -- 21** -- Gene Flores, Corpus Christi Moody, 2000; Doyle Stout, Dallas Crozier Tech, 1952  
**No-Hitters** -- Justin Bowles-Jason Ferguson-Mark Senterfitt, Freeport Brazoswood (vs. South San Antonio) 1992 (7 Innings); Mark Senterfitt, Freeport Brazosport (vs. El Paso Coronado) 1992 (6 Innings); Glenn Bryant-Stan Shockley, Aldine (vs. Houston Bellaire) 1970 (7 Innings); Richard Guerra, San Antonio Highlands (vs. Arlington) 1968 (7 Innings); Burt Hooten, Corpus Christi King (vs. Houston Wisdom) 1967 (7 Innings); Larry Volkening-Max Thomas, Freeport Brazosport (vs. San Antonio MacArthur) 1966 (7 Innings); Mike Collins, Dallas Highland Park (vs. Amarillo) 1956 (7 Innings); Riley Verdine, Austin (vs. Denison) 1949 (5 Innings); Bob Leach, Denison (vs. Marshall) 1949 (10 Innings)

### INDIVIDUAL (BASERUNNING)

**Stolen Bases -- 3** -- Anthony Avalos, Pearland (vs. Austin Westlake) 2023; Stephen Ripper, Houston Bellaire (vs. Austin Westlake) 1999; Enrique Cruz, Houston Bellaire (vs. Austin Westlake) 1999; Tommy Ledbetter, Houston Lamar (vs. Lufkin) 1958  
**Stolen Bases (Tournament) -- 4** -- Chad Paris, Lewisville Flower Mound, 2014; Enrique Cruz, Houston Bellaire, 1999; Vito Marchese, Houston Heights, 1952

### TEAM (BATTING)

**Runs Scored -- 17** -- Southlake Carroll (vs. Fort Bend Ridge Point) 2019  
**Runs Scored (Inning) -- 11** -- Southlake Carroll (vs. Fort Bend Ridge Point) 2019  
**Runs Scored (Tournament) -- 27** -- Houston Bellaire, 1999  
**Runs Scored (Combined-Game) -- 23** -- Houston Bellaire vs. Austin Westlake, 1999  
**Hits -- 15** -- Corpus Christi Moody (vs. Lubbock Monterey) 1994  
**Hits (Tournament) -- 24** -- Pearland, 1980  
**Doubles -- 5** -- Austin Bowie (vs. Duncanville) 2002  
**Doubles (Tournament) -- 7** -- Fort Bend Elkins, 2003  
**Triples -- 4** -- Round Rock (vs. Corpus Christi Moody) 1997; Fort Bend Elkins (vs. Corpus Christi Moody) 1995  
**Triples (Tournament) -- 5** -- Round Rock, 1997  
**Home Runs -- 3** -- Plano West (vs. Laredo United) 2008  
**Home Runs (Tournament) -- 5** -- Plano West, 2008  
**Runs Batted In -- 13** -- Fort Bend Elkins (vs. Lewisville Flower Mound) 2003  
**Runs Batted In (Tournament) -- 22** -- Houston Bellaire, 1999  
**Walks -- 15** -- Houston Bellaire (vs. Houston Westchester) 1972  
**Walks (Tournament) -- 21** -- Abilene, 1956

### TEAM (BASERUNNING)

**Stolen Bases -- 9** -- League City Clear Creek (vs. Northside Clark) 1991; Lubbock Monterey (vs. Nacogdoches) 1981  
**Stolen Bases (Tournament) -- 13** -- Lubbock Monterey, 1981

## 5A

### INDIVIDUAL (BATTING)

**Runs Scored -- 4** -- Nathan Sorenson, Texarkana Texas (vs. Brenham) 2009; Thomas Field, Waco Midway (vs. Montgomery) 2005; Alberto Lopez, Waco Midway (vs. Montgomery) 2005; Jim Arrington, Austin Westlake (vs. Snyder) 1980  
**Runs Scored (Tournament) -- 6** -- John Finke, Brenham, 1987  
**Hits -- 4** -- Simon Larranaga, Mont Belvieu Barbers Hill (vs. Amarillo) 2021; Tim Hartland, Waco Midway (vs. Montgomery) 2005; Brent Smith, Coppell (vs. Lamesa) 1995; David Crowson, Brenham (vs. Snyder) 1986; Bret Cappleman, Comal Canyon (vs. Jasper) 1985; Jim Arrington, Austin Westlake (vs. Snyder) 1980; Mark Erskine, Freeport Brazosport (vs. South Grand Prairie) 1976; Aaron Jones, Freeport Brazosport (vs. South Grand Prairie) 1976; Phil Hale, South Grand Prairie (vs. Mercedes) 1974  
**Hits (Tournament) -- 6** -- Tim Hartland, Waco Midway, 2005; James Garner, Corpus Christi Calallen, 1998; Brent Smith, Coppell, 1995; David Crowson, Brenham, 1986; David Gruber, Austin Westlake, 1984  
**Doubles (Tournament) -- 3** -- Luke McCall, Corpus Christi Calallen, 2005; Brandon Wittner, Corpus Christi Calallen, 2000  
**Triples (Tournament) -- 2** -- Slade Heathcott, Texarkana Texas, 2009; Erik Brown, Denison, 1992; Terrance Goree, Carthage, 1990; Michael Watts, Brenham, 1987; Kevin Smith, DeSoto, 1980; Billy Bishop, DeSoto, 1977; Gary Wiess, Brenham, 1973; Dickie Respass, Kilgore, 1960  
**Home Runs (Tournament) -- 2** -- Jason Regan, Belton, 1994  
**Runs Batted In -- 8** -- Tim Hartland, Waco Midway (vs. Montgomery) 2005  
**Runs Batted In (Tournament) -- 10** -- Tim Hartland,



Simon Larranaga - Mont Belvieu Barbers Hill

Waco Midway, 2005

**Walks -- 4** -- Nathan Bennett, Carthage (vs. Cedar Park) 2001

**Walks (Tournament) -- 5** -- Nathan Bennett, Carthage, 2001; Michael Gutierrez, Robstown, 1990

### INDIVIDUAL (PITCHING)

**Strikeouts -- 21** -- Bob Leach, Denison (vs. Marshall) 1949  
**Strikeouts (Tournament) -- 23** -- Frankie Rouse, Corsicana, 1958  
**No-Hitters** -- Michael Gutierrez, Robstown (vs. Bridge City) 1992 (7 Innings); John Langerhans, South San Antonio (vs. Beaumont Forest Park) 1967 (7 Innings); Phillip Hennigan, Jasper (vs. Dumas) 1963 (7 Innings); Charles Hartenstein, Seguin (vs. Snyder) 1960 (7 Innings); John Payne, South San Antonio (vs. Snyder) 1958 (7 Innings)

### INDIVIDUAL (BASERUNNING)

**Stolen Bases -- 3** -- Clayton Mott, New Braunfels (vs. Channelview) 2006; Tommy Lange, Brenham (vs. Burleson) 1969; Harvey Kutac, Seguin (vs. Kilgore) 1960; Lloyd Sheffield, Bryan (vs. Garland) 1957; Frank Gee, Odessa (vs. Laredo) 1950  
**Stolen Bases (Tournament) -- 5** -- Tommy Lange, Brenham, 1969

### TEAM (BATTING)

**Runs Scored -- 17** -- South San Antonio (vs. Brownfield) 1964  
**Runs Scored (Inning) -- 10** -- South San Antonio (vs. Brownfield) 1964  
**Runs Scored (Tournament) -- 22** -- Corpus Christi Calallen, 2005  
**Runs Scored (Combined-Game) -- 24** -- Texarkana Texas vs. Brenham, 2009  
**Hits -- 18** -- Colleyville Heritage (vs. Georgetown) 2019  
**Hits (Tournament) -- 26** -- Fort Worth Western Hills, 2001  
**Doubles -- 8** -- Corpus Christi Calallen (vs. Waco Midway) 2005  
**Doubles (Tournament) -- 9** -- Corpus Christi Calallen,



2005

**Triples -- 4 --** Texarkana Texas (vs. Brenham) 2009  
**Triples (Tournament) -- 5 --** Texarkana Texas, 2009  
**Home Runs -- 3 --** Corpus Christi Moody (vs. Mesquite Poteet) 2007  
**Home Runs (Tournament) -- 3 --** Corpus Christi Calallen, 2008; Corpus Christi Moody, 2007  
**Runs Batted In -- 16 --** South San Antonio (vs. Brownfield) 1964  
**Runs Batted In (Tournament) -- 21 --** Corpus Christi Calallen, 2005  
**Walks -- 11 --** South San Antonio (vs. Brownfield) 1964; South San Antonio (vs. Fort Worth Castleberry) 1963; South San Antonio (vs. Corsicana) 1958  
**Walks (Tournament) -- 20 --** South San Antonio, 1958

**TEAM (BASERUNNING)**

**Stolen Bases -- 8 --** Bryan (vs. Garland) 1957  
**Stolen Bases (Tournament) -- 11 --** Bryan, 1957

**4A**

**INDIVIDUAL (BATTING)**

**Runs Scored -- 4 --** Chantz Pryor, Jasper (vs. Texarkana Liberty-Eylau) 2007; Ronald Mask, Crockett (vs. Midlothian) 1982  
**Runs Scored (Tournament) -- 5 --** Taylor Hart, Jasper, 2007; Chantz Pryor, Jasper, 2007  
**Hits -- 4 --** Mason Kirk, China Spring (vs. Sinton) 2023; Mack Mueller, Abilene Wylie (vs. Texarkana Pleasant Grove) 2016; Jordan Salas, Lubbock Cooper (vs. College Station) 2014; Freddie Gonzales, Waco La Vega (vs. Bellville) 1988; David Garcia, Odem (vs. Lake Worth) 1984  
**Hits (Tournament) -- 6 --** Mason Kirk, China Spring, 2023  
**Doubles (Tournament) -- 2 --** 13 players tied  
**Triples (Tournament) -- 2 --** JM Long, Texarkana Pleasant Grove, 2021  
**Home Runs (Tournament) -- 1 --** 26 times  
**Runs Batted In -- 5 --** Stanton Keane, Lubbock Cooper (vs. College Station) 2014  
**Runs Batted In (Tournament) -- 5 --** Alex Gonzales, Argyle, 2018; Drew Dobbins, Salado, 2016; Cutter McDonald, Argyle, 2015; Stanton Keane, Lubbock Cooper, 2014  
**Walks -- 4 --** Kaden McCoy, Sinton (vs. China Spring) 2023  
**Walks (Tournament) -- 5 --** Matthew Bennett, College Station, 2014; Trey Jeans, Pleasant Grove, 2013; Keith Whatley, Atlanta, 1998; Jeremy Carter, Luling, 1995; Brian Fincher, Queen City, 1992

**INDIVIDUAL (PITCHING)**

**Strikeouts -- 16 --** Junior Espinosa, Freer (vs. Abilene Wylie) 1990; Arthur Rhodes, Waco La Vega (vs. Bellville) 1988  
**Strikeouts (Tournament) -- 19 --** J.R. Pickens, Liberty, 1999  
**Perfect Games --** Ricky Sandate, Orange Grove (vs. Hooks) 1994 (5 Innings)  
**No-Hitters --** Junior Espinosa, Freer (vs. Abilene Wylie) 1990 (7 Innings)

**INDIVIDUAL (BASERUNNING)**

**Stolen Bases -- 4 --** Chantz Pryor, Jasper (vs. Texarkana Liberty-Eylau) 2007; Brad Ficke, West (vs. Liberty) 1999  
**Stolen Bases (Tournament) -- 5 --** Marty Pate, Linden-Kildare, 1985

**TEAM (BATTING)**

**Runs Scored -- 16 --** Argyle (vs. La Vernia) 2019  
**Runs Scored (Inning) -- 13 --** Argyle (vs. La Vernia) 2019  
**Runs Scored (Tournament) -- 25 --** Jasper, 2007  
**Runs Scored (Combined-Game) -- 24 --** Freer vs. Southlake Carroll, 1990  
**Hits -- 16 --** Jasper (vs. Texarkana Liberty-Eylau) 2007  
**Hits (Tournament) -- 28 --** Jasper, 2007  
**Doubles -- 4 --** Sweeny (vs. Argyle) 2019; Argyle (vs. Abilene Wylie) 2015; Jasper (vs. Abilene Wylie) 2007  
**Doubles (Tournament) -- 7 --** Jasper, 2007  
**Triples -- 2 --** Texarkana Pleasant Grove (vs. Stephenville) 2021; Abilene Wylie (vs. Waco Robinson) 2017; Crockett (vs. Graham) 1996; Sinton (vs. Abilene Wylie) 1988; Bellville (vs. Waco La Vega) 1988; Kenedy (vs. La Grange) 1983  
**Triples (Tournament) -- 3 --** Abilene Wylie, 2017  
**Home Runs -- 2 --** La Grange (vs. Silsbee) 2013; Bellville (vs. Queen City) 1992  
**Home Runs (Tournament) -- 3 --** Bellville, 1992  
**Runs Batted In -- 14 --** Argyle (vs. La Vernia) 2019  
**Runs Batted In (Tournament) -- 20 --** Jasper, 2007  
**Walks -- 14 --** Sinton (vs. China Spring) 2023  
**Walks (Tournament) -- 22 --** College Station, 2014

**TEAM (BASERUNNING)**

**Stolen Bases -- 16 --** West (vs. Liberty) 1999  
**Stolen Bases (Tournament) -- 22 --** West, 1999

**3A**

**INDIVIDUAL (BATTING)**

**Runs Scored -- 4 --** Mason Jacob, Corpus Christi London (vs. Brock) 2022; Carson Schindler, Hallettsville (vs. Salado) 2013; Shaun Shows, China Spring (vs. Boiling) 1993  
**Runs Scored (Tournament) -- 6 --** Jared Barton, Weimar, 1997  
**Hits -- 4 --** Tyson Brooks, Maypearl (vs. Boyd) 2023; Jayden Martinez, Corpus Christi London (vs. Brock) 2022; Bryson Adair, Malakoff (vs. Corpus Christi London) 2021; Eddie Calzoncit, Blanco (vs. Van Alstyne) 2019; Griffin Paxton, West (vs. Van Alstyne) 2016; Jared Barton, Weimar (vs. Gunter) 1997; Milton Conwright, Ore City (vs. Elkhart) 1979  
**Hits (Tournament) -- 6 --** Jayden Martinez, Corpus Christi London, 2022; Eddie Calzoncit, Blanco, 2019; Griffin Paxton, West, 2016; Jared Barton, Weimar, 1997  
**Doubles (Tournament) -- 3 --** Jesse Rusinek, Brock, 2024  
**Triples (Tournament) -- 2 --** Sawyer Strosnider, Brock, 2022; Griffin Paxton, West, 2015; James Tindell, China Spring, 1993; Patrick Schrum, Gilmer Harmony, 1990; Herbert Johnson, Waskom, 1980  
**Home Runs (Tournament) -- 1 --** 18 players tied  
**Runs Batted In -- 7 --** Herb Johnson, Waskom (vs. Falls City) 1980  
**Runs Batted In (Tournament) -- 8 --** Herb Johnson, Waskom, 1980  
**Walks -- 3 --** 12 players tied  
**Walks (Tournament) -- 4 --** 12 players tied

**INDIVIDUAL (PITCHING)**

**Strikeouts -- 17 --** Joe Daw, Shelbyville (vs. Hamilton) 1989  
**Strikeouts (Tournament) -- 28 --** Todd Hotz, Riviera Kauffer, 1986  
**Perfect Games --** Russ Horton, Pilot Point (vs. Grand Saline) 1995 (7 Innings)  
**No-Hitters --** Kevin Jackson, Salado (vs. San Angelo Grape Creek) 2008 (5 Innings)

**INDIVIDUAL (BASERUNNING)**

**Stolen Bases -- 3 --** Jaxon Gleaton, Brock (vs. Corpus Christi London) 2021; Hunter Haley, Nacogdoches Central Heights (vs. Cameron Yoe) 2011; Seth Collins, Salado (vs. Corsicana Mildred) 2008; Jacob Jordan, Brock (vs. Hughes Springs) 2006; Jason Syrinek, Weimar (vs. Big Sandy Harmony) 2003; Luke Gilliam, China Spring (vs. Boling) 1993; Michael Noster, Yorktown (vs. China Spring) 1989; Chris Mayfield, Frisco (vs. Ore City) 1984; David Wesley, Pollock Central (vs. Gladewater Union Grove) 1983  
**Stolen Bases (Tournament) -- 5 --** Jared Barton (Weimar), 1997

**TEAM (BATTING)**

**Runs Scored -- 16 --** Corpus Christi London (vs. Brock) 2022; Hallettsville (vs. Salado) 2013  
**Runs Scored (Inning) -- 8 --** Hallettsville (vs. Salado) 2013  
**Runs Scored (Tournament) -- 24 --** East Bernard, 1995; Waskom, 1980  
**Runs Scored (Combined-Game) -- 29 --** Corpus Christi London vs. Brock, 2022  
**Hits -- 15 --** Danbury (vs. Ponder) 2009; Salado (vs. San Angelo Grape Creek) 2008  
**Hits (Tournament) -- 26 --** Danbury, 2009  
**Doubles -- 4 --** Corpus Christi London (vs. Brock) 2022; Jarrell (vs. Bushland) 2012; Holliday (vs. White Oak) 2009; Salado (vs. San Angelo Grape Creek) 2008  
**Doubles (Tournament) -- 6 --** Holliday, 2009; Salado, 2008  
**Triples -- 4 --** China Spring (vs. Boiling) 1993  
**Triples (Tournament) -- 5 --** China Spring, 1993  
**Home Runs -- 2 --** Holliday (vs. Danbury) 2009  
**Home Runs (Tournament) -- 2 --** Holliday, 2009  
**Runs Batted In -- 14 --** Corpus Christi London (vs. Brock) 2022  
**Runs Batted In (Tournament) -- 20 --** Waskom, 1980  
**Walks -- 11 --** Shiner (vs. Gladewater Union Grove) 1981  
**Walks (Tournament) -- 16 --** Corpus Christi London, 2022; Shiner, 1981



Eddie Calzoncit - Blanco





Bode Stewart - New Home (2019)

### TEAM (BASERUNNING)

**Stolen Bases -- 9 --** Weimar (vs. Big Sandy Harmony) 2003  
**Stolen Bases (Tournament) -- 14 --** Weimar, 2003

## 2A

### INDIVIDUAL (BATTING)

**Runs Scored -- 4 --** T.J. Samford, Bosqueville (vs. Pine-land West Sabine) 2008; Scott Pasket, Anderson-Shiro (vs. Thorndale) 2006; Justin Endsley, McLeod (vs. Valley Mills) 2002; Evan Alford, Fayetteville (vs. Collinsville) 1999; Barry Peden, Archer City (vs. Salado) 1986; Tim Janes, Prosper (vs. Runge) 1984; Shane Guelker, Burton (vs. Prosper) 1982

**Runs Scored (Tournament) -- 7 --** Scott Pasket, Anderson-Shiro, 2006

**Hits -- 5 --** Denny Webb, Prosper (vs. Runge) 1984

**Hits (Tournament) -- 7 --** Andy Sadler, Valley Mills, 1991; Derek Stansell, Prosper, 1984

**Doubles (Tournament) -- 3 --** Arric Mares, New Deal, 2021; Tim Harris, Anderson-Shiro, 2006; Michael Sexton, Valley Mills, 1991; Derek Stansell, Prosper, 1984

**Triples (Tournament) -- 3 --** Todd Kahla, High Island, 1987

**Home Runs (Tournament) -- 2 --** Twone Simmons, Thorndale, 1996

**Runs Batted In -- 6 --** Jason Beasley, McLeod (vs. Valley Mills) 2002

**Runs Batted In (Tournament) -- 7 --** Tim Harris, Anderson-Shiro, 2006; Jason Beasley, McLeod, 2002; Paul James, Palmer, 1979

**Walks -- 5 --** Jimmy Wilt, Palmer (vs. Windthorst) 1979

**Walks (Tournament) -- 5 --** Brandon Hendrix, Dallardsville Big Sandy, 2018; Jimmy Wilt, Palmer, 1979

### INDIVIDUAL (PITCHING)

**Strikeouts -- 15 --** Josh Vitek, Fayetteville (vs. Collinsville) 1999; Joey Missildine, Maud (vs. Follett) 1988

**Strikeouts (Tournament) -- 24 --** Alex Davis, Colmesneil, 1990

**No-Hitters --** Rodney Williams-Aaron Masek, Flatonia (vs. Baird) 1992 (7 Innings); Dewayne Mathis, Burton (vs. Lefors) 1987 (7 Innings); Augie Rodriguez, Runge (vs. Apple Springs) 1984 (7 Innings)

### INDIVIDUAL (BASERUNNING)

**Stolen Bases -- 3 --** Bryce Westbrook, Douglass (vs. Dawson) 2014; Cody Smith, Johnson City (vs. Stamford) 2011; Colin Schreiber, Windthorst (vs. Evadale) 2010; Evan Alford, Fayetteville (vs. Claude) 1997; Coray Bruton, Palmer (vs. Windthorst) 1979

**Stolen Bases (Tournament) -- 4 --** Colin Schreiber, Windthorst, 2010; Matt Yanowski, Bremond, 2001; Kenny Bienski, Bremond, 1981

### TEAM (BATTING)

**Runs Scored -- 24 --** Palmer (vs. Windthorst) 1979

**Runs Scored (Inning) -- 13 --** Palmer (vs. Windthorst) 1979

**Runs Scored (Tournament) -- 30 --** Prosper, 1984; Palmer, 1979

**Runs Scored (Combined-Game) -- 26 --** Palmer vs. Windthorst, 1979

**Hits -- 21 --** Prosper (vs. Runge) 1984

**Hits (Tournament) -- 34 --** Prosper, 1984

**Doubles -- 6 --** Johnson City (vs. Stamford) 2011

**Doubles (Tournament) -- 9 --** New Deal, 2021

**Triples -- 3 --** Flatonia (vs. Beckville) 2016; Douglass (vs. Flatonia) 2014; Colmesneil (vs. Archer City) 1986; Palmer (vs. Harleton) 1981

**Triples (Tournament) -- 5 --** Douglass, 2014

**Home Runs -- 2 --** Bosqueville (vs. Flatonia) 2008; Thorndale (vs. Spurger) 1996

**Home Runs (Tournament) -- 3 --** Thorndale, 1996

**Runs Batted In -- 15 --** Prosper (vs. Runge) 1984; Palmer (vs. Windthorst) 1979

**Runs Batted In (Tournament) -- 22 --** Windthorst, 2010; Colmesneil, 1985

**Walks -- 17 --** Palmer (vs. Windthorst) 1979

**Walks (Tournament) -- 21 --** Palmer, 1979

### TEAM (BASERUNNING)

**Stolen Bases -- 9 --** Fayetteville (vs. Claude) 1997; Valley Mills (vs. Gunter) 1991

**Stolen Bases (Tournament) -- 12 --** Valley Mills, 1991

## 1A

### INDIVIDUAL (BATTING)

**Runs Scored -- 3 --** Lawson Fritsch, Fayetteville (vs. Abbott) 2024; Kole Schmitt, Fayetteville (vs. Abbott) 2024; Luke Langfeld, D'Hanis (vs. Abbott) 2022; Damon Gerick, Fayetteville (vs. Abbott) 2018; Weston Cantrell, Abbott (vs. Gilmer Union Hill) 2017; Weston Cantrell, Abbott (vs. Fayetteville) 2017; Brent Mynar, Abbott (vs. Gilmer Union Hill) 2017; Damon Gerik, Fayetteville (vs. Abbott) 2017

**Runs Scored (Tournament) -- 6 --** Weston Cantrell, Abbott, 2017

**Hits -- 4 --** Jeren Pena, Ira (vs. Fayetteville) 2024

**Hits (Tournament) -- 6 --** Brent Mynar, Abbott, 2017

**Doubles (Tournament) -- 2 --** Alex Magers, D'Hanis, 2019

**Triples (Tournament) -- 2 --** Logan Fritsch, Fayetteville, 2021; Damon Gerick, Fayetteville, 2017; Braden Rohde, Fayetteville, 2017

**Home Runs (Tournament) -- None**

**Runs Batted In -- 4 --** Bode Stewart, New Home (vs. Wells) 2019; Hunter Pope, Abbott (vs. Fayetteville) 2018; Brent Mynar, Abbott (vs. Gilmer Union Hill) 2017; Hunter Pope, Abbott (vs. Gilmer Union Hill) 2017

**Runs Batted In (Tournament) -- 7 --** Brent Mynar, Abbott, 2017

**Walks -- 3 --** Lawson Fritsch, Fayetteville (vs. Abbott) 2024; Reid Gross, Fayetteville (vs. Kennard) 2021

**Walks (Tournament) -- 4 --** Lawson Fritsch, Fayetteville, 2024; Mason Fenhaus, Fayetteville; Reid Gross,

Fayetteville, 2021

### INDIVIDUAL (PITCHING)

**Strikeouts -- 10 --** Trent Gerber, Nazareth (vs. Kennard) 2022; Shelby Noppney, Hubbard (vs. Kennard) 2021; Bode Stewart, New Home (vs. Wells) 2019

**Strikeouts (Tournament) -- 10 --** Shelby Noppney, Hubbard, 2021; Bode Stewart, New Home, 2019; Hunter Pope, Abbott, 2017

### INDIVIDUAL (BASERUNNING)

**Stolen Bases -- 3 --** Jerrette Brown, Fayetteville (vs. Abbott) 2018

**Stolen Bases (Tournament) -- 4 --** Brent Mynar, Abbott, 2017

### TEAM (BATTING)

**Runs Scored -- 19 --** Fayetteville (vs. Abbott) 2024

**Runs Scored (Inning) -- 10 --** Fayetteville (vs. Abbott) 2024; Abbott (vs. Gilmer Union Hill) 2017

**Runs Scored (Tournament) -- 25 --** Fayetteville, 2024

**Runs Scored (Combined-Game) -- 25 --** Fayetteville vs. Abbott, 2024

**Hits -- 15 --** D'Hanis (vs. Abbott) 2022

**Hits (Tournament) -- 22 --** D'Hanis, 2022

**Doubles -- 3 --** D'Hanis (vs. Abbott) 2022

**Doubles (Tournament) -- 5 --** D'Hanis, 2022

**Triples -- 3 --** Fayetteville (vs. Nazareth) 2021; Fayetteville (vs. Abbott) 2017

**Triples (Tournament) -- 4 --** Fayetteville, 2017

**Home Runs -- None**

**Home Runs (Tournament) -- None**

**Runs Batted In -- 16 --** Fayetteville (vs. Abbott) 2024

**Runs Batted In (Tournament) -- 20 --** Fayetteville, 2024; Abbott, 2017

**Walks -- 14 --** Fayetteville (vs. Abbott) 2024

**Walks (Tournament) -- 22 --** Fayetteville, 2024

### TEAM (BASERUNNING)

**Stolen Bases -- 6 --** Fayetteville (vs. Kennard) 2021

**Stolen Bases (Tournament) -- 10 --** Fayetteville, 2021



Trent Gerber - Nazareth (2022)





### WALK-OFF WINS

#### DATE TEAM (OPP.) SCORE (INNINGS) (ROUND)

- 6A**
- 6-7-13 Conroe The Woodlands (vs. Northside O'Connor) 2-1 (7 Innings) (SF)
  - 6-11-10 Klein (vs. Plano West) 4-3 (7 Innings) (SF)
  - 6-11-10 Corpus Christi Carroll (vs. Fort Bend Clements) 4-3 (7 Innings) (SF)
  - 6-12-09 Lufkin (vs. Pearland) 4-2 (11 Innings) (SF)
  - 6-3-93 Abilene Cooper (vs. Alvin) 4-3 (7 Innings) (SF)
  - 6-7-90 Duncanville (vs. Arlington Martin) 1-0 (7 Innings) (SF)
  - 6-8-90 Duncanville (vs. Deer Park) 6-5 (7 Innings) (F)
  - 6-11-70 Houston Bellaire (vs. Alice) 1-0 (7 Innings) (SF)
  - 6-12-69 Midland Lee (vs. San Antonio Houston) 2-1 (8 Innings) (SF)
  - 6-7-68 Tyler (vs. Arlington) 4-3 (7 Innings) (C)
  - 6-11-66 Odessa Permian (vs. Fort Worth Arlington Heights) 1-0 (11 Innings) (C)
  - 6-16-65 El Paso Austin (vs. Galena Park) 4-3 (7 Innings) (C)
  - 6-5-62 Odessa (vs. Lufkin) 4-2 (7 Innings) (SF)
  - 6-3-59 Beaumont (vs. Odessa) 4-3 (8 Innings) (SF)
  - 6-5-58 Lufkin (vs. Houston Lamar) 9-8 (7 Innings) (SF)
  - 6-6-56 Fort Worth Paschal (vs. Lufkin) 5-4 (8 Innings) (1st)
  - 6-1-55 Abilene (vs. Dallas Adamson) 2-1 (7 Innings) (1st)
  - 6-3-53 Amarillo (vs. Austin) 5-4 (7 Innings) (1st)
  - 6-2-52 Dallas Crozier Tech (vs. Amarillo) (9 Innings) (1st)
  - 6-5-50 Sherman (vs. Amarillo) (8 Innings) (QF)
  - 6-7-50 Sherman (vs. Marshall) (7 Innings) (F)
  - 6-7-49 El Paso Bowie (vs. Waco) (12 Innings) (SF)

#### 5A

- 6-8-24 Grapevine (vs. Lucas Lovejoy) 6-5 (7 Innings) (F)
- 6-6-24 Grapevine (vs. Leander Rouse) 2-1 (7 Innings) (SF)
- 6-7-18 Northwest Eaton (vs. Humble Kingwood Park) 3-2 (8 Innings) (SF)
- 6-9-11 Corpus Christi Calallen (vs. Mesquite Poteet) 6-5 (10 Innings) (SF)
- 6-9-10 Brenham (vs. Wichita Falls Rider) 3-2 (8 Innings) (SF)
- 6-10-04 Denton Ryan (vs. Cleburne) 5-4 (7 Innings) (SF)
- 6-10-99 Andrews (vs. Brenham) 4-3 (7 Innings) (SF)
- 6-11-99 Andrews (vs. Corpus Christi Calallen) 4-3 (8 Innings) (F)
- 6-3-94 Big Spring (vs. Brenham) 3-2 (9 Innings) (SF)
- 6-3-94 Belton (vs. Carthage) 9-5 (8 Innings) (SF)
- 6-3-93 Wolfforth Frenship (vs. Corpus Christi Calallen) 6-5 (7 Innings) (SF)
- 6-11-92 Bridge City (vs. Denison) 6-5 (7 Innings) (SF)
- 6-7-90 Robstown (vs. College Station A&M Consolidated) 7-6 (7 Innings) (SF)
- 6-8-89 Paris (vs. Leander) 5-4 (8 Innings) (SF)
- 6-12-86 Mercedes (vs. Austin Westlake) 2-1 (8 Innings) (SF)
- 6-6-80 Austin Westlake (vs. DeSoto) 11-10 (8 Innings) (F)
- 6-7-79 DeSoto (vs. South San Antonio) 3-2 (7 Innings) (SF)
- 6-8-78 Burkburnett (vs. Jasper) 3-2 (7 Innings) (SF)
- 6-8-72 Taylor (vs. Jasper) 3-2 (10 Innings) (SF)
- 6-11-70 Dumas (vs. Fort Worth Carter-Riverside) 2-1 (8 Innings) (SF)
- 6-10-66 Dumas (vs. Waxahachie) 1-0 (8 Innings) (SF)
- 6-3-60 Nederland (vs. Kilgore) 8-7 (7 Innings) (C)
- 6-6-57 Bryan (vs. Garland) 5-4 (8 Innings) (SF)
- 6-7-57 Snyder (vs. Garland) 1-0 (7 Innings) (C)

#### 4A

- 6-5-24 CC Calallen (vs. Longview Spring Hill) 3-2 (8 Innings) (SF)
- 6-8-23 China Spring (vs. Texarkana Liberty-Eylau) 3-2 (12 Innings) (F)

- 6-4-14 College Station (vs. Lubbock Cooper) 9-8 (8 Innings) (SF)
- 6-8-11 Kennedale (vs. Robstown) 4-3 (7 Innings) (SF)
- 6-4-03 Sinton (vs. Canyon) 4-3 (10 Innings) (SF)
- 6-5-02 Forney (vs. Lorena) 3-2 (9 Innings) (SF)
- 6-8-00 China Spring (vs. Forney) 2-1 (7 Innings) (SF)
- 6-11-98 Dripping Springs (vs. Iowa Park) 5-4 (8 Innings) (SF)
- 6-9-88 Waco La Vega (vs. Bellville) 5-4 (7 Innings) (SF)
- 6-12-86 Brownfield (vs. Sealy) 7-6 (7 Innings) (SF)
- 6-9-83 Kenedy (vs. Alvarado) 5-4 (8 Innings) (SF)

#### 3A

- 6-9-23 Boyd (vs. Maypearl) 8-7 (7 Innings) (SF)
- 6-10-22 Brock (vs. Diboll) 7-6 (7 Innings) (SF)
- 6-12-21 Malakoff (vs. Corpus Christi London) 8-7 (7 Innings) (F)
- 6-11-21 Malakoff (vs. Gunter) 4-3 (7 Innings) (SF)
- 6-9-18 Beckville (vs. Clifton) 5-4 (10 Innings) (F)
- 6-8-16 Van Alstyne (vs. Banquete) 8-7 (8 Innings) (SF)
- 6-8-11 Nacogdoches Central Heights (vs. Palmer) 4-3 (7 Innings) (SF)
- 6-11-09 Holliday (vs. White Oak) 6-5 (8 Innings) (SF)
- 6-6-02 Celina (vs. Weimar) 6-5 (7 Innings) (SF)
- 6-16-81 Shiner (vs. Waskom) 3-2 (8 Innings) (F)



Van Alstyne vs. Banquete - 2016 Conference 3A Baseball Semifinal

#### 2A

- 6-7-23 Harleton (vs. Collinsville) 4-3 (7 Innings) (SF)
- 6-7-17 Muenster (vs. Albany) 1-0 (8 Innings) (SF)
- 6-11-15 Flatonia (vs. Crawford) 4-3 (7 Innings) (F)
- 6-5-13 Price Carlisle (vs. Weimar) 7-6 (8 Innings) (SF)
- 6-11-09 Miles (vs. Windthorst) 4-3 (7 Innings) (F)
- 6-8-05 Harleton (vs. Valley Mills) 7-6 (11 Innings) (SF)
- 6-10-99 Cross Plains (vs. High Island) 5-4 (7 Innings) (SF)

#### 1A

- 6-7-23 Abbott (vs. Kennard) 5-4 (7 Innings) (SF)
- 6-6-18 Slocum (vs. New Home) 8-7 (7 Innings) (SF)

#### CITY

- 6-9-49 Fort Worth Paschal (vs. Dallas Sunset) 3-2 (7 Innings) (SF)


### EXTRA INNING GAMES

#### 6A

- 6-12-09 Lufkin def. Pearland, 4-2 (11 Innings) (SF)
- 6-11-04 Lewisville Flower Mound def. Spring, 4-2 (9 Innings) (SF)
- 6-12-69 Midland Legacy def. San Antonio Houston, 2-1 (8 Innings) (SF)
- 6-11-66 Odessa Permian def. Fort Worth Arlington Heights, 1-0 (11 Innings) (C)
- 6-15-65 Dallas Samuel def. El Paso Austin, 2-0 (8 Innings) (SF)
- 6-5-63 Lufkin def. Houston Bellaire, 6-4 (8 Innings) (F)
- 6-6-62 Lufkin def. Corpus Christi Carroll, 2-1 (8 Innings) (C)
- 6-3-59 Beaumont def. Odessa, 4-3 (8 Innings) (SF)
- 6-6-56 Fort Worth Paschal def. Lufkin, 5-4 (8 Innings) (1st)
- 6-6-56 Abilene def. Edinburg, 7-5 (8 Innings) (1st)
- 6-3-55 Paris def. Abilene, 2-1 (8 Innings) (F)
- 6-2-52 Dallas Crozier Tech def. Amarillo, 6-5 (9 Innings) (1st)
- 6-6-50 Sherman def. Amarillo, 1-0 (8 Innings) (QF)
- 6-6-49 Denison def. Marshall, 1-0 (10 Innings) (QF)
- 6-7-49 El Paso Bowie def. Waco, 4-3 (12 Innings) (SF)
- 6-8-49 Dennison def. Waco, 6-5 (9 Innings) (C)

#### 5A

- 6-7-18 Northwest Eaton def. Humble Kingwood Park, 3-2 (8 Innings) (SF)
- 6-7-12 Cleburne def. Austin Lake Travis, 9-7 (8 Innings) (SF)
- 6-9-11 Corpus Christi Calallen def. Mesquite Poteet, 6-5 (10 Innings) (SF)
- 6-9-10 Brenham def. Wichita Falls Rider, 3-2 (8 Innings) (SF)
- 6-5-97 Fort Worth Boswell def. Nederland, 7-3 (8 Innings) (SF)
- 6-3-94 Big Spring def. Brenham, 3-2 (9 Innings) (SF)
- 6-3-94 Belton def. Carthage, 9-5 (8 Innings) (SF)
- 6-6-91 Robstown def. Crowley, 4-3 (8 Innings) (SF)
- 6-8-89 Paris def. Leander, 5-4 (8 Innings) (SF)
- 6-8-89 Austin Anderson def. Brenham, 6-4 (8 Innings) (SF)
- 6-9-88 Brenham def. Canyon, 6-4 (8 Innings) (SF)
- 6-20-86 Mercedes def. Austin Westlake, 2-1 (8 Innings) (SF)
- 6-6-80 Austin Westlake def. DeSoto, 11-10 (8 Innings) (F)
- 6-7-74 Mercedes def. West Orange-Stark, 3-2 (8 Innings) (SF)
- 6-11-70 Dumas def. Fort Worth Carter-Riverside, 2-1 (8 Innings) (SF)
- 6-12-69 Andrews def. Brenham, 5-4 (9 Innings) (SF)



Flatonia vs. Crawford - 2015 Conference 2A Baseball Championship

- 6-6-68 El Campo def. Waco La Vega, 4-2 (8 Innings) (SF)
- 6-9-67 Waco La Vega def. Odessa Ector, 6-4 (8 Innings) (C)
- 6-10-66 Dumas def. Waxahachie, 1-0 (8 Innings) (SF)
- 6-5-62 Seminole def. San Antonio Lee, 2-1 (8 Innings) (SF)
- 6-6-57 Bryan def. Garland, 5-4 (8 Innings) (SF)

#### 4A

- 6-5-24 Corpus Christi Calallen def. Longview Spring Hill, 3-2 (8 Innings) (SF)
- 6-8-23 China Spring def. Texarkana Liberty-Eylau, 3-2 (12 Innings) (F)
- 6-7-23 China Spring def. Sinton, 8-4 (12 Innings) (SF)
- 6-4-14 College Station def. Lubbock Cooper, 9-8 (8 Innings) (SF)
- 6-5-14 College Station def. Argyle, 5-2 (8 Innings) (F)
- 6-10-10 Texarkana Pleasant Grove def. Giddings, 2-0 (9 Innings) (F)
- 6-5-08 Snyder def. Texarkana Pleasant Grove, 3-2 (8 Innings) (F)
- 6-4-03 Sinton def. Canyon, 4-3 (10 Innings) (SF)
- 6-5-03 Lorena def. Sinton, 3-2 (8 Innings) (F)
- 6-5-02 Forney def. Lorena, 3-2 (9 Innings) (SF)
- 6-10-99 West def. Forney, 9-6 (8 Innings) (SF)
- 6-11-98 Dripping Springs def. Iowa Park, 5-4 (8 Innings) (SF)
- 6-9-83 Kenedy def. Alvarado, 5-4 (8 Innings) (SF)
- 6-15-81 Somerset def. Pflugerville, 6-4 (8 Innings) (SF)

#### 3A

- 6-7-19 Wall def. Kirbyville, 5-4 (9 Innings) (SF)
- 6-8-16 Van Alstyne def. Banquete, 8-7 (8 Innings) (SF)
- 6-6-12 Bushland def. Brock, 1-0 (8 Innings) (SF)
- 6-6-12 Jarrell def. Elkhart, 3-2 (13 Innings) (SF)
- 6-11-09 Holliday def. White Oak, 6-5 (8 Innings) (SF)
- 6-5-96 Gilmer Harmony def. De Leon, 6-5 (8 Innings) (SF)
- 6-9-88 Shelbyville def. Pottsboro, 4-1 (8 Innings) (SF)
- 6-9-88 Blanco def. Holliday, 6-4 (8 Innings) (SF)
- 6-12-86 Frankston def. Coppell, 6-5 (8 Innings) (SF)
- 6-16-81 Shiner def. Waskom, 3-2 (8 Innings) (F)

#### 2A

- 6-5-24 Hawley def. Flatonia, 4-3 (8 Innings) (SF)
- 6-6-18 Dallardsville Big Sandy def. New Deal, 3-2 (8 Innings) (SF)
- 6-7-17 Muenster def. Albany, 1-0 (8 Innings) (SF)
- 6-5-13 Price Carlisle def. Weimar, 7-6 (8 Innings) (SF)
- 6-9-05 Thorndale def. Harleton, 10-5 (8 Innings) (F)
- 6-8-05 Harleton def. Valley Mills, 7-6 (11 Innings) (SF)
- 6-5-03 Colmesneil def. D'Hanis, 5-0 (8 Innings) (F)
- 6-10-99 Collinsville def. Fayetteville, 6-3 (10 Innings) (SF)
- 6-6-97 Fayetteville def. Spurger, 6-2 (9 Innings) (F)
- 6-3-94 Trinidad def. Gorman, 7-6 (9 Innings) (SF)
- 6-6-91 Gunter def. D'Hanis, 6-4 (9 Innings) (SF)

#### 1A

- 6-6-24 Ira def. Fayetteville, 7-6 (8 Innings) (F)

#### CITY

None





**2024 (June 5-8)**  
**Dell Diamond, Round Rock (1A-3A, 5A-6A)**  
**Disch-Faulk Field (UT), Austin (4A)**

**6A**  
Semifinals  
 Pearland 2, Lewisville Flower Mound 1  
 Tomball 2, San Antonio Johnson 0  
Championship  
 Tomball 4, Pearland 1  
All-Tournament  
 MVP-Karson Reeder, Tomball, So.  
 P-Nico Partida, Pearland, Jr.  
 C-Cade Arrambide, Tomball, Sr.  
 1B-CJ Sampson, Tomball, So.  
 2B-Blaine Lucas, Tomball, Sr.  
 3B-Ryan Maples, San Antonio Johnson, Fr.  
 SS-Adrian Rodriguez, Lewisville Flower Mound, Sr.  
 OF-John Moya, Pearland, Sr.  
 OF-Walker Hurst, Pearland, Jr.  
 OF-Catcher Hopkins, Tomball, So.  
 UTIL-Josh Olivo, Tomball, Sr.

**5A**  
Semifinals  
 Lucas Lovejoy 4, Magnolia West 0  
 Grapevine 2, Leander Rouse 1  
Championship  
 Grapevine 6, Lucas Lovejoy 5  
All-Tournament  
 MVP-Jarrett Boswell, Grapevine, Jr.  
 P-Dasan Hill, Grapevine, Sr.  
 C-Gianni Corral, Grapevine, So.  
 1B-Garrett Hutchins, Lucas Lovejoy, Jr.  
 2B-Aarren Marshall, Lucas Lovejoy, Sr.  
 3B-Nathan Miller, Leander Rouse, Sr.  
 SS-Kyle Branch, Lucas Lovejoy, Sr.  
 OF-Sammy Kelley, Grapevine, Sr.  
 OF-Logan Corley, Lucas Lovejoy, So.  
 OF-Zackary Goldstein, Grapevine, So.  
 UTIL-Trey Jeanes, Magnolia West, Sr.

**4A**  
Semifinals  
 Corpus Christi Calallen 3, Longview Spring Hill 2 (8)  
 Texarkana Liberty-Eylau 3, Canyon 1  
Championship  
 Texarkana Liberty-Eylau 3, Corpus Christi Calallen 1  
All-Tournament  
 MVP-WT Jones, Texarkana Liberty-Eylau, Sr.  
 P-Drayton Mitchell, Corpus Christi Calallen, So.  
 C-Dylan Nabors, Texarkana Liberty-Eylau, Jr.  
 1B-Grant Burton, Longview Spring Hill, Jr.  
 2B-Triston Haugh, Texarkana Liberty-Eylau, Jr.  
 3B-Britain Pipes, Texarkana Liberty-Eylau, Jr.  
 SS-Maddax Moore, Texarkana Liberty-Eylau, So.  
 OF-Chase Lynch, Corpus Christi Calallen, Jr.  
 OF-Tress Vasquez, Corpus Christi Calallen, Sr.  
 OF-Jacob Burris, Canyon, Jr.  
 UTIL-Blake Quinn, Corpus Christi Calallen, So.

**3A**  
Semifinals  
 Brock 5, Corpus Christi London 2  
 Franklin 5, Gunter 4  
Championship  
 Franklin 7, Brock 4  
All-Tournament  
 MVP-Josh Atomanczyk, Franklin, Sr.  
 P-Evan O'Connor, Brock, So.  
 C-Christian Olivares, Corpus Christi London, So.  
 1B-AJ Phillips, Franklin, Fr.  
 2B-Noah Tart, Franklin, Jr.  
 3B-Eric Gomez, Franklin, Sr.  
 SS-Cade Dodson, Gunter, Sr.  
 OF-Jesse Rusinek, Brock, Jr.  
 OF-Sawyer Strosnider, Brock, Sr.  
 OF-Dylan Stallones, Franklin, Fr.  
 UTIL-Cort Lowry, Franklin, Sr.

**2A**  
Semifinals  
 Collinsville 10, Centerville 0 (6)

Hawley 4, Flatonia 3 (8)  
Championship  
 Collinsville 9, Hawley 0  
All-Tournament  
 MVP-Cash Morgan, Collinsville, Jr.  
 P-Ryan Newman, Collinsville, Sr.  
 C-Keagan Ables, Hawley, Jr.  
 1B-Zantayl Holley, Centerville, Sr.  
 2B-Jaxon Jenkins, Collinsville, Fr.  
 3B-Reed Patterson, Collinsville, Sr.  
 SS-Logan Jenkins, Collinsville, Sr.  
 OF-Garrett Trevino, Collinsville, Jr.  
 OF-Titan Targac, Flatonia, Jr.  
 OF-Westyn Balch, Hawley, Sr.  
 UTIL-Creed Ernst, Hawley, Sr.

**1A**  
Semifinals  
 Fayetteville 19, Abbott 6 (5)  
 Ira 10, Chester 5  
Championship  
 Ira 7, Fayetteville 6 (8)  
All-Tournament  
 MVP-CJ Collier, Ira, So.  
 P-Jeren Pena, Ira, Jr.  
 C-Kaden Castillo, Ira, Sr.  
 1B-Cutter Lowe, Chester, Jr.  
 2B-Raidon Hernandez, Ira, Jr.  
 3B-Connor Sullins, Abbott, Jr.  
 SS-Easton Jaeger, Fayetteville, Jr.  
 OF-Kole Schmitt, Fayetteville, So.  
 OF-Kaden Foree, Ira, Sr.  
 OF-Brody Dooley, Fayetteville, Jr.  
 UTIL-Jack Schley, Fayetteville, So.

**2023 (June 7-10)**  
**Dell Diamond, Round Rock (1A-3A, 5A-6A)**  
**Disch-Faulk Field (UT), Austin (4A)**

**6A**  
Semifinals  
 Lewisville Flower Mound 6, Cypress Woods 3  
 Pearland 11, Austin Westlake 1 (6)  
Championship  
 Lewisville Flower Mound 6, Pearland 4  
All-Tournament  
 MVP-Adrian Rodriguez, Lewisville Flower Mound, Jr.  
 P-Zack James, Lewisville Flower Mound, Jr.  
 C-Zane Becker, Lewisville Flower Mound, Jr.  
 1B-Caden Ferraro, Pearland, Sr.  
 2B-Braden Morse, Pearland, Sr.  
 3B-Josh Glaser, Lewisville Flower Mound, Jr.  
 SS-Anthony Avalos, Pearland, Sr.  
 OF-Braeden Babb, Austin Westlake, Jr.  
 OF-Brady Sullivan, Cypress Woods, Sr.  
 OF-Sam Erickson, Lewisville Flower Mound, Jr.  
 UTIL-Nico Partida, Pearland, So.

**5A**  
Semifinals  
 Magnolia West 3, Frisco Reedy 0  
 Argyle 5, Boerne Champion 2  
Championship  
 Magnolia West 3, Argyle 2  
All-Tournament  
 MVP-Jackson Blank, Magnolia West, Sr.  
 P-James Ellwanger, Magnolia West, Sr.



Franklin - 2024 Conference 3A Baseball Champions





C-Gage Goldberg, Boerne Champion, Jr.  
1B-Grady Emerson, Argyle, Fr.  
2B-Colton Roquemore, Argyle, Jr.  
3B-Caldwell McFaddin, Magnolia West, So.  
SS-Dawson Park, Magnolia West, Jr.  
OF-Brayden Rosckes, Argyle, Jr.  
OF-Cody Palacios, Magnolia West, So.  
OF-Alex D'Angelo, Argyle, Jr.  
UTIL-Caden Jones, Frisco Reedy, Sr.

**4A**

Semifinals  
Texarkana Liberty-Eylau 15, Canyon Randall 5  
China Spring 8, Sinton 4 (12)

Championship  
China Spring 3, Texarkana Liberty-Eylau 2 (12)

All-Tournament  
MVP-Miles Vaughn, China Spring, Fr.  
P-Cal Jones, Texarkana Liberty-Eylau, Sr.  
C-Jase Garrett, China Spring, Sr.  
1B-Kaden Juarez, Canyon Randall, Sr.  
2B-WT Jones, Texarkana Liberty-Eylau, Jr.  
3B-Jayden Honey, China Spring, Sr.  
SS-Mason Kirk, China Spring, Sr.  
OF-Aydan Easter, Texarkana Liberty-Eylau, Sr.  
OF-Collin Evans, Texarkana Liberty-Eylau, So.  
OF-Brenan Daniel, China Spring, Sr.  
UTIL-Blake Mitchell, Sinton, Sr.

**3A**

Semifinals  
Boyd 8, Maypearl 7  
Wall 5, Corpus Christi London 1

Championship  
Boyd 6, Wall 4

All-Tournament  
MVP-Eric Rogers, Boyd, Jr.  
P-Kellan Oliver, Wall, Fr.  
C-Tyson Brooks, Maypearl, So.  
1B-Case Ferguson, Boyd, Sr.  
2B-Will Scherr, Wall, Jr.  
3B-Aidan LeMasters, Boyd, Sr.  
SS-Jax Heid, Boyd, So.  
OF-Garren Wiggins, Wall, So.  
OF-Luke Kemp, Wall, So.  
OF-Colton Patton, Boyd, Fr.  
UTIL-Blake Watters, Corpus Christi London, Jr.

**2A**

Semifinals  
Harleton 4, Collinsville 3  
Shiner 11, New Home 0 (5)

Championship  
Harleton 10, Shiner 5

All-Tournament  
MVP-Carson Wallace, Harleton, So.  
P-Ryan Peterson, Shiner, Sr.  
C-Mason Clark, Harleton, So.  
1B-Ryder Watkins, New Home, So.  
2B-Carson Schutte, Shiner, So.  
3B-Reed Patterson, Collinsville, Jr.  
SS-Logan Jenkins, Collinsville, Jr.  
OF-Kaidan Booth, Shiner, Jr.  
OF-Gage Shirts, Harleton, So.  
OF-Cameron Johnson, Harleton, Jr.  
UTIL-Peyton Murray, Harleton, Jr.

**1A**

Semifinals  
Abbott 5, Kennard 4  
Fayetteville 4, Nazareth 0

Championship  
Abbott 6, Fayetteville 5

All-Tournament  
MVP-Preston Pustejovsky, Abbott, Sr.  
P-Chance Konvicka, Fayetteville, So.  
C-Logan Fritsch, Fayetteville, Sr.  
1B-Dakota Murray, Kennard, Sr.  
2B-Jack Welps, Nazareth, Jr.  
3B-Connor Sullins, Abbott, So.  
SS-Travis Gully, Fayetteville, Sr.  
OF-Jake Kubala, Fayetteville, Jr.  
OF-Tristan Burgess, Kennard, Sr.  
OF-Max Stalker, Abbott, So.  
UTIL-Will Karda, Abbott, Sr.

**2022 (June 8-11)  
Dell Diamond, Round Rock (1A-3A, 5A-6A)  
Disch-Faulk Field (UT), Austin (4A)**

**6A**

Semifinals  
Southlake Carroll 6, Fort Bend Ridge Point 1  
San Antonio Reagan 6, Rockwall Heath 0

Championship  
Southlake Carroll 8, San Antonio Reagan 5

All-Tournament  
MVP-Owen Proksch, Southlake Carroll, Sr.  
P-Aidan Coleman, San Antonio Reagan, Jr.  
C-Clark Springs, Southlake Carroll, Sr.  
1B-Travis Vlasek, Fort Bend Ridge Point, Sr.  
2B-Ben Tryon, Southlake Carroll, Jr.  
3B-Ashton Beaird, San Antonio Reagan, Jr.  
SS-Ethan Mendoza, Southlake Carroll, Jr.  
OF-Britton Moore, San Antonio Reagan, Sr.  
OF-Luke Sasser, San Antonio Reagan, Jr.  
OF-Max Reyes, Southlake Carroll, Sr.  
UTIL-Jett Williams, Rockwall Heath, Sr.

**5A**

Semifinals  
Friendswood 4, Mansfield Legacy 2  
Georgetown 5, Frisco Wakeland 4

Championship  
Georgetown 2, Friendswood 1

All-Tournament  
MVP-Jacob Hadden, Georgetown, Sr.  
P-Griffon Kasemeyer, Friendswood, Sr.  
C-Dylan Maxcey, Friendswood, Sr.  
1B-Kayden Voelkel, Mansfield Legacy, Sr.  
2B-EJ Davis, Georgetown, Sr.  
3B-Logan Smith, Georgetown, Sr.  
SS-Eli Hellman, Georgetown, Jr.  
OF-Brendan Freeman, Frisco Wakeland, Sr.  
OF-Landon Hyle, Georgetown, Sr.  
OF-Ty Brantley, Friendswood, Sr.  
UTIL-Ayden Pearcy, Friendswood, So.

**4A**

Semifinals  
Argyle 2, China Spring 1  
Sinton 9, Celina 0

Championship  
Sinton 9, Argyle 0

All-Tournament

MVP-Kaden McCoy, Sinton, Jr.  
P-Blake Mitchell, Sinton, Jr.  
C-Rylan Galvan, Sinton, Sr.  
1B-Alex D'Angelo, Argyle, So.  
2B-Marco Gonzales, Sinton, So.  
3B-Trace Necessary, China Spring, Sr.  
SS-J.C. Davis, Argyle, Jr.  
OF-Cannon Chester, Sinton, Sr.  
OF-Conor Lillis, Argyle, Jr.  
OF-Ean Sellars, Argyle, Sr.  
UTIL-Jackson Rooker, Celina, Jr.

**3A**

Semifinals  
Corpus Christi London 4, Gunter 1  
Brock 7, Diboll 6

Championship  
Corpus Christi London 16, Brock 13

All-Tournament  
MVP-Blake Watters, Corpus Christi London, So.  
P-Kade Budd, Corpus Christi London, Sr.  
C-Jayden Martinez, Corpus Christi London, Sr.  
1B-Landon Salinas, Corpus Christi London, So.  
2B-Cam Harris, Brock, So.  
3B-Luke Stills, Brock, Sr.  
SS-Mason Jacob, Corpus Christi London, So.  
OF-Tyler Moody, Brock, Jr.  
OF-Sawyer Strosnider, Brock, So.  
OF-Mason Sadler, Gunter, Jr.  
UTIL-Coby Dejesus, Diboll, Sr.

**2A**

Semifinals  
Valley Mills 4, New Home 3  
Shiner 3, Garrison 0

Championship  
Valley Mills 4, Shiner 2

All-Tournament  
MVP-Cooper Ewing, Valley Mills, Sr.  
P-Ryan Peterson, Shiner, Jr.  
C-Elandis Taylor, Valley Mills, So.  
1B-AJ Patek, Shiner, Sr.  
2B-Eli Compton, Garrison, Jr.  
3B-Bryce Filip, Shiner, Sr.  
SS-Cason Johnson, Valley Mills, So.  
OF-Braydon Richardson, Valley Mills, Sr.  
OF-Kaleb Kuligowski, Valley Mills, Sr.  
OF-Carson Schuette, Shiner, Fr.  
UTIL-Ashton Lucio, New Home, So.

**1A**

Semifinals  
Nazareth 1, Kennard 0  
D'Hanis 16, Abbott 0 (5)

Championship  
D'Hanis 4, Nazareth 0

All-Tournament  
MVP-Ryan Hendry, D'Hanis, Sr.  
P-Dylan Cole, Kennard, Sr.  
C-Ethan Reyes, D'Hanis, Sr.  
1B-Sterl Welps, Nazareth, Jr.  
2B-J.J. Garcia, D'Hanis, So.  
3B-Daelyn Gonzales, D'Hanis, Jr.  
SS-Carson Heiman, Nazareth, Jr.  
OF-Jack Welps, Nazareth, So.  
OF-Eusebio Tapia, D'Hanis, Jr.



OF-Mason Hejl, Abbott, Fr.  
 UTIL-Trent Gerber, Nazareth, Sr.

**2021 (June 9-12)**  
**Dell Diamond, Round Rock (1A-3A, 5A-6A)**  
**Disch-Faulk Field (UT), Austin (4A)**  
**6A**

Semifinals  
 Keller 7, Houston Strake Jesuit 1  
 Rockwall Heath 8, Comal Smithson Valley 4  
Championship  
 Rockwall Heath 4, Keller 3  
All-Tournament  
 MVP-Caden Fiveash, Rockwall Heath, Sr.  
 P-Eric Hammond, Keller, Sr.  
 C-Kevin Bazzell, Rockwall Heath, Sr.  
 1B-Ryan Montgomery, Houston Strake Jesuit, Sr.  
 2B-Aidan Connors, Keller, Sr.  
 3B-Jonny Lowe, Rockwall Heath, Jr.  
 SS-Karson Krowka, Rockwall Heath, Sr.  
 OF-Kasen Wells, Comal Smithson Valley, Jr.  
 OF-Griffin Barton, Keller, Sr.  
 OF-Zach Rike, Rockwall Heath, Sr.  
 UTIL-Braden Davis, Keller, Sr.

**5A**


Semifinals  
 Mont Belvieu Barbers Hill 12, Amarillo 8  
 Hallsville 4, Leander Rouse 2  
Championship  
 Mont Belvieu Barbers Hill 1, Hallsville 1  
All-Tournament  
 MVP-Raithen Malone, Mont Belvieu Barbers Hill, Sr.  
 P-Jeb Drewery, Hallsville, Sr.  
 C-Brodey Williams, Mont Belvieu Barbers Hill, Jr.  
 1B-Simon Larranaga, Mont Belvieu Barbers Hill, Sr.  
 2B-Joe Sparschu, Leander Rouse, So.  
 3B-Braden Jacobs, Mont Belvieu Barbers Hill, Jr.  
 SS-Jake Maynard, Amarillo, Sr.  
 OF-Jace Martinez, Mont Belvieu Barbers Hill, So.  
 OF-Carson Garrett, Mont Belvieu Barbers Hill, So.  
 OF-Kurt Wyman, Hallsville, Sr.  
 UTIL-Landon Bowden, Hallsville, So.

**4A**

Semifinals  
 Texarkana Pleasant Grove 13, Stephenville 0 (5)  
 Rusk 6, Sinton 3  
Championship  
 Texarkana Pleasant Grove 2, Rusk 1  
All-Tournament  
 MVP-Coe Blaine, Texarkana Pleasant Grove, Sr.  
 P-Blake Jennings, Texarkana Pleasant Grove, Jr.  
 C-Rylan Galvan, Sinton, Jr.  
 1B-Tucker Anderson, Texarkana Pleasant Grove, Sr.  
 2B-Brett Rawlinson, Rusk, So.  
 3B-Wade Williams, Rusk, Jr.  
 SS-JM Long, Texarkana Pleasant Grove, So.  
 OF-Will Dixon, Rusk, Jr.  
 OF-Brock Bearden, Texarkana Pleasant Grove, Jr.  
 OF-Kyle Styron, Stephenville, Sr.  
 UTIL-JD Thompson, Rusk, Jr.

**3A**

Semifinals  
 Corpus Christi London 7, Brock 2



Fayetteville - 2021 Conference 1A Baseball Champions

Malakoff 4, Gunter 3  
Championship  
 Malakoff 8, Corpus Christi London 7  
All-Tournament  
 MVP-Bryson Adair, Malakoff, Sr.  
 P-Kade Budd, Corpus Christi London, Jr.  
 C-Reikhen Bostick, Gunter, Jr.  
 1B-Landon Salinas, Corpus Christi London, Fr.  
 2B-Tyler Moody, Brock, So.  
 3B-Nash Daniel, Gunter, Sr.  
 SS-Mason Jacob, Corpus Christi London, Fr.  
 OF-Brandon Nations, Malakoff, Sr.  
 OF-Mason Arispe, Corpus Christi London, So.  
 OF-Nathan Jones, Malakoff, Sr.  
 UTIL-Cole Gaddis, Malakoff, Sr.

**2A**

Semifinals  
 New Deal 14, Shiner 1 (6)  
 Garrison 7, Bosqueville 6  
Championship  
 New Deal 7, Garrison 2  
All-Tournament  
 MVP-Noah Rodriguez, New Deal, Jr.  
 P-Harley Patterson, New Deal, Jr.  
 C-Cash Shows, Shiner, Sr.  
 1B-Kyler Reed, New Deal, Sr.  
 2B-Tanner Seeley, New Deal, Sr.  
 3B-Colby Henderson, New Deal, Jr.  
 SS-Hunter Henexson, Bosqueville, So.  
 OF-Arric Mares, New Deal, Sr.  
 OF-Tyler Spivey, Garrison, Sr.  
 OF-John Youens, Bosqueville, So.  
 UTIL-Alex Slowikowski, Garrison, Jr.

**1A**

Semifinals  
 Kennard 3, Hubbard 1  
 Fayetteville 4, Nazareth 0  
Championship  
 Fayetteville 6, Kennard 4

All-Tournament  
 MVP-Keegan Supak, Fayetteville, Fr.  
 P-Reid Gross, Fayetteville, Fr.  
 C-Logan Fritsch, Fayetteville, So.  
 1B-Ryan Pilkington, Kennard, Jr.  
 2B-Caleb Alfred, Kennard, Jr.  
 3B-Carson Heiman, Nazareth, So.  
 SS-Travis Gully, Fayetteville, So.  
 OF-Aiden Wicke, Fayetteville, Sr.  
 OF-Jake Kubala, Fayetteville, Fr.  
 OF-Cade Collingsworth, Kennard, Sr.  
 UTIL-Shelby Noppeney, Hubbard, Jr.

**2020**

(Cancelled due to COVID-19 Pandemic)

**2019 (June 5-8)**  
**Dell Diamond, Round Rock (1A-3A, 5A-6A)**  
**Disch-Faulk Field (UT), Austin (4A)**  
**6A**

Semifinals  
 Fort Bend Ridge Point 5, McKinney Boyd 2  
 Southlake Carroll 6, Austin Lake Travis 2  
Championship  
 Southlake Carroll 17, Fort Bend Ridge Point 0 (5)  
All-Tournament  
 MVP-Justin Grech, Southlake Carroll, Jr.  
 P-Joe Steeber, Southlake Carroll, Sr.  
 C-Yanluis Ortiz, Southlake Carroll, Jr.  
 1B-Grant Gololmb, Southlake Carroll, Jr.  
 2B-Jack Baker, Fort Bend Ridge Point, Jr.  
 3B-Cade Manning, Southlake Carroll, Jr.  
 SS-Austin Hale, Southlake Carroll, Sr.  
 OF-Austin Bradbury, Fort Bend Ridge Point, Sr.  
 OF-Gabe Colaianni, Fort Bend Ridge Point, Sr.  
 OF-Sam McGinnis, McKinney Boyd, Jr.  
 UTIL-Brett Baty, Austin Lake Travis, Sr.





# BASEBALL

## YEAR-BY-YEAR RESULTS

### 5A

#### Semifinals

Colleyville Heritage 2, Corsicana 1  
Georgetown 8, Mission Sharyland Pioneer 2

#### Championship

Colleyville Heritage 14, Georgetown 2 (6)

#### All-Tournament

MVP-Joey Koetting, Colleyville Heritage, Sr.  
P-Aidan Caputi, Colleyville Heritage, Sr.  
C-AJ Vasquez, Georgetown, Jr.  
1B-Chandler Freeman, Colleyville Heritage, Sr.  
2B-Zach Whittenton, Georgetown, Sr.  
3B-Jeffery David, Georgetown, Sr.  
SS-Cole Posey, Georgetown, Sr.  
OF-Jacob Guerrero, Colleyville Heritage, Sr.  
OF-Cade Johnson, Corsicana, Jr.  
OF-Pedro Tovas, Mission Sharyland Pioneer, Sr.  
UTIL-AJ Smith, Colleyville Heritage, So.

### 3A

#### Semifinals

Wall 5, Kirbyville 4 (9)  
Blanco 3, Van Alstyne 2

#### Championship

Wall 2, Blanco 1

#### All-Tournament

MVP-Luke Young, Wall, Jr.  
P-AJ Briscoe, Blanco, Sr.  
C-Rhett Gallagher, Van Alstyne, Sr.  
1B-Sutton Hurst, Wall, Sr.  
2B-Eddie Calzoncit, Blanco, Sr.  
3B-Zach Smith, Van Alstyne, Jr.  
SS-Ryan Gully, Wall, Sr.  
OF-Austin Van Pelt, Blanco, Jr.  
OF-Hunter Wallis, Kirbyville, So.  
OF-Gage Weishuhn, Wall, Sr.  
UTIL-Caleb Heuertz, Wall, Jr.

### 1A

#### Semifinals

New Home 12, Wells 2 (6)  
D'Hanis 10, Dodd City 0 (5)

#### Championship

D'Hanis 4, New Home 0

#### All-Tournament

MVP-Kyle Looper, D'Hanis, Jr.  
P-Alex Magers, D'Hanis, Sr.  
C-Logan Tucker, Wells, Sr.  
1B-Gabe Cantu, New Home, Sr.  
2B-Solomon Rodriguez, D'Hanis, Jr.  
3B-Thomas Beard, D'Hanis, So.  
SS-Brayden Vaught, Dodd City, So.  
OF-Blake Buckelew, New Home, Jr.  
OF-Josh Rivera, D'Hanis, Sr.  
OF-Alex Vitolas, New Home, Fr.  
UTIL-Ryan Bundy, New Home, Fr.



Colleyville Heritage - 2019 Conference 5A Baseball Champions

### 2018 (June 6-9)

**Dell Diamond, Round Rock (1A-3A, 5A-6A)**  
**Disch-Faulk Field (UT), Austin (4A)**

### 6A

#### Semifinals

Southlake Carroll 3, Conroe The Woodlands 1  
San Antonio Reagan 5, Cypress Ranch 1

#### Championship

Southlake Carroll 7, San Antonio Reagan 2

#### All-Tournament

MVP-Kyle Warden, Southlake Carroll, Sr.  
P-Nicco Cole, Southlake Carroll, Sr.  
C-Josh Killeen, San Antonio Reagan, Sr.  
1B-Nik Millsap, Southlake Carroll, Sr.  
2B-Cade Bell, Southlake Carroll, Sr.  
3B-Hilton Brown, San Antonio Reagan, Sr.  
SS-Jorge Figueroa, Southlake Carroll, So.  
OF-Porter Brown, San Antonio Reagan, So.  
OF-Cameron Caley, Conroe The Woodlands, So.  
OF-Scotty Scott, Cypress Ranch, Sr.  
UTIL-Cal Carver, San Antonio Reagan, Sr.

### 5A

#### Semifinals

Northwest Eaton 3, Humble Kingwood Park 2 (8)  
Forney 3, Corpus Christi Veterans Memorial 1

#### Championship

Northwest Eaton 4, Forney 1

#### All-Tournament

MVP-Riley Taylor, Northwest Eaton, Sr.  
P-Mason Englert, Forney, Sr.  
C-Brock Webber, Northwest Eaton, Jr.  
1B-Daylan Pena, Corpus Christi Veterans Memorial, Fr.  
2B-Sean Klein, Northwest Eaton, Sr.  
3B-Colby Seltzer, Northwest Eaton, Sr.  
SS-Ryan Long, Humble Kingwood Park, Sr.  
OF-Jack Angus, Northwest Eaton, Jr.  
OF-Ryland Kerby, Forney, Sr.  
OF-Sean Stephens, Forney, Jr.  
UTIL-Jonathan Childress, Forney, Sr.

### 4A

#### Semifinals

Argyle 14, Jasper 4 (6)

Sweeny 3, Godley 0

#### Championship

Argyle 5, Sweeny 0

### 4A

#### Semifinals

Sweeny 5, Kilgore 1  
Argyle 16, La Vernia 0 (5)

#### Championship

Argyle 6, Sweeny 3

#### All-Tournament

MVP-Dillon Carter, Argyle, Sr.  
P-Chad Ricker, Argyle, Sr.  
C-Austin King, Argyle, Sr.  
1B-Lance Kruse, La Vernia, Sr.  
2B-Preston King, Argyle, Sr.  
3B-Joe Effenberger, Sweeny, Sr.  
SS-Caden Homniok, Sweeny, Sr.  
OF-Blake Benavides, Sweeny, Sr.  
OF-Quinton Martin, Sweeny, Sr.  
OF-Jayce McFarland, Kilgore, Jr.  
UTIL-Bo Hogeboom, Argyle, Jr.

### 2A

#### Semifinals

Linden-Kildare 5, Valley Mills 0  
Dallardsville Big Sandy 4, Albany 1

#### Championship

Dallardsville Big Sandy 7, Linden-Kildare 1

#### All-Tournament

MVP-Broch Holmes, Dallardsville Big Sandy, Sr.  
P-Brandon Hendrix, Dallardsville Big Sandy, Sr.  
C-Garrett Lilley, Dallardsville Big Sandy, Sr.  
1B-Nic Kunze, Linden-Kildare, Jr.  
2B-Case Sutherland, Dallardsville Big Sandy, Jr.  
3B-Bryan Duff, Dallardsville Big Sandy, Sr.  
SS-Dalton Alford, Linden-Kildare, Sr.  
OF-Caden Collins, Valley Mills, Jr.  
OF-BJ Morris, Albany, Jr.  
OF-Trent Wert, Linden-Kildare, Sr.  
UTIL-Jacob Owen, Linden-Kildare, Sr.





### All-Tournament

MVP-Bryson Hudgens, Argyle, Sr.  
 P-Caden Horniok, Sweeny, Jr.  
 C-Austin King, Argyle, Jr.  
 1B-Jaden Bohlar, Sweeny, Sr.  
 2B-Preston King, Argyle, Jr.  
 3B-Cade Merka, Argyle, So.  
 SS-Bobby Goodloe, Godley, Sr.  
 OF-Blake Benavides, Sweeny, Jr.  
 OF-Reese Durand, Jasper, Sr.  
 OF-Alex Gonzales, Argyle, So.  
 UTIL-Chad Ricker, Argyle, Jr.

### 3A

#### Semifinals

Clifton 5, Georgetown Gateway 2  
 Beckville 4, Brock 0

#### Championship

Beckville 5, Clifton 4

#### All-Tournament

MVP-Brandt Harris, Beckville, Sr.  
 P-Trey Lindsey, Beckville, Sr.  
 C-Ben Bridges, Beckville, Sr.  
 1B-Fisher Pitts, Clifton, Sr.  
 2B-Jackson Phillips, Clifton, Jr.  
 3B-Seth McAlister, Georgetown Gateway, Sr.  
 SS-Cole Lightfoot, Brock, Sr.  
 OF-Mason Brandenberger, Clifton, So.  
 OF-Ethan Harris, Beckville, Sr.  
 OF-Michael Mize, Beckville, Sr.  
 UTIL-Carter Guinn, Clifton, Sr.

### 2A

#### Semifinals

Dallardsville Big Sandy 3, New Deal 2 (8)  
 Muenster 2, Woden 0

#### Championship

Dallardsville Big Sandy 13, Muenster 3 (5)

#### All-Tournament

MVP-Brandon Hendrix, Dallardsville Big Sandy, Jr.  
 P-Broch Holmes, Dallardsville Big Sandy, Jr.  
 C-Carson Cheaney, Muenster, Sr.  
 1B-Anthony Parrish, Dallardsville Big Sandy, Sr.  
 2B-Aaron Thompson, Dallardsville Big Sandy, Sr.  
 3B-Marino Ramirez, New Deal, Sr.  
 SS-Clay Stevens, Munester, Sr.  
 OF-Cody Adams, Dallardsville Big Sandy, Sr.  
 OF-Kagen Danglemayr, Munester, Sr.  
 OF-Carson Trubenbach, Muenster, Sr.  
 UTIL-Drew Shifflet, Woden, Sr.

### 1A

#### Semifinals

Fayetteville 11, Abbott 7  
 Slocum 8, New Home 7

#### Championship

Slocum 6, Fayetteville 3

#### All-Tournament

MVP-Austin Sarraf, Slocum, Jr.  
 P-Taylor Hunt, Slocum, Sr.  
 C-Damon Gerik, Fayetteville, Sr.  
 1B-Keagen Grantham, New Home, Sr.  
 2B-Randy Guess, Slocum, So.  
 3B-Cole Mau, Fayetteville, Jr.  
 SS-Hunter Pope, Abbott, Sr.  
 OF-Joseph Byrnes, Slocum, Sr.  
 OF-Ben Haney, Slocum, Jr.



Cade Watson - Nacogdoches Central Heights (2017)

OF-Braden Rohde, Fayetteville, Sr.  
 UTIL-Jacob Schley, Fayetteville, Sr.

### 2017 (June 7-10)

#### Dell Diamond, Round Rock (1A-3A, 5A-6A) Disch-Faulk Field (UT), Austin (4A)

#### 6A

##### Semifinals

Deer Park 3, Southlake Carroll 2  
 San Antonio Reagan 7, Round Rock 1

##### Championship

Deer Park 7, San Antonio Reagan 2

##### All-Tournament

MVP-Adrian Gonzalez, Deer Park, Jr.  
 P-Clay Aguilar, Deer Park, Sr.  
 C-Mac Papini, San Antonio Reagan, Sr.  
 1B-Cal Martin, San Antonio Reagan, So.  
 2B-Cade Bell, Southlake Carroll, Jr.  
 3B-Jake Miller, Round Rock, Sr.  
 SS-Jake Murphy, Southlake Carroll, Sr.  
 OF-Porter Brown, San Antonio Reagan, Fr.  
 OF-Chase Keng, Deer Park, Sr.  
 OF-Seth Morrow, San Antonio Reagan, Jr.  
 UTIL-Blake Martin, San Antonio Reagan, Jr.

#### 5A

##### Semifinals

Port Neches-Groves 3, Frisco Wakeland 2  
 Grapevine 3, Corpus Christi Moody 2

##### Championship

Port Neches-Groves 4, Grapevine 2

##### All-Tournament

MVP-Brandon Morse, Port Neches-Groves, Sr.  
 P-Connor Neuman, Grapevine, Sr.  
 C-Braxton Boudoin, Port Neches-Groves, Sr.

1B-Dominik Lopez, Corpus Christi Moody, Jr.  
 2B-London Green, Grapevine, Sr.  
 3B-Austin Bost, Port Neches-Groves, Jr.  
 SS-JT Thompson, Frisco Wakeland, Sr.  
 OF-Hayden Guerra, Port Neches-Groves, Sr.  
 OF-Nick Pierce, Grapevine, Jr.  
 OF-Roy Sandoval, Corpus Christi Moody, Sr.  
 UTIL-Nathan Vidrine, Port Neches-Groves, Sr.

#### 4A

##### Semifinals

Robinson 10, Sinton 0 (6)  
 Abilene Wylie 3, Texarkana Pleasant Grove 1

##### Championship

Abilene Wylie 6, Robinson 5

##### All-Tournament

MVP-Zach Smith, Abilene Wylie, Sr.  
 P-Dru Dzedzic, Robinson, Sr.  
 C-Caleb Munton, Abilene Wylie, So.  
 1B-Bryce Gist, Abilene Wylie, Sr.  
 2B-Gattin Martin, Abilene Wylie, Jr.  
 3B-Tyler Henson, Abilene Wylie, Sr.  
 SS-Jordan Rogers, Robinson, Fr.  
 OF-Jonathan Carrillo, Sinton, Sr.  
 OF-Mason Cooper, Robinson, Jr.  
 OF-Cameron Hannah, Abilene Wylie, Sr.  
 UTIL-Braxton Ashcraft, Robinson, Jr.

#### 3A

##### Semifinals

Nacogdoches Central Heights 7, Whitesboro 0  
 Wall 5, Georgetown Gateway 1

##### Championship

Nacogdoches Central Heights 10, Wall 0 (5)

##### All-Tournament

MVP-Cade Watson, Nacogdoches Central Heights, Sr.



Abilene Wylie - 2017 Conference 4A Baseball Champions

P-Ryan Gully, Wall, So.  
 C-Dryden Virden, Wall, Jr.  
 1B-Skyler Hill, Georgetown Gateway, Sr.  
 2B-Will Haley, Nacogdoches Central Heights, Jr.  
 3B-Scout Sanders, Whitesboro, So.  
 SS-Grayson Rodriguez, Nacogdoches Central Heights, Jr.  
 OF-Brock Rosenquist, Wall, Jr.  
 OF-Braden Thomas, Nacogdoches Central Heights, Jr.  
 OF-Gage Weishuhn, Wall, So.  
 UTIL-Rowan Arrant, Nacogdoches Central Heights, Sr.

### 2A

Semifinals  
 Dallardsville Big Sandy 7, Groveton 3  
 Muenster 1, Albany 0 (8)  
Championship  
 Muenster 6, Dallardsville Big Sandy 2  
All-Tournament  
 MVP-Blayne Jones, Muenster, Sr.  
 P-Austin Hendrix, Dallardsville Big Sandy, Sr.  
 C-Carson Cheaney, Muenster, Jr.  
 1B-Dax Neece, Albany, Jr.  
 2B-Clay Stevens, Muenster, Jr.  
 3B-Parker McGrew, Muenster, So.  
 SS-Chance Coker, Groveton, Sr.  
 OF-Kagen Danglemayr, Muenster, Jr.  
 OF-Broch Holmes, Dallardsville Big Sandy, So.  
 OF-Bryce Holmes, Dallardsville Big Sandy, Sr.  
 UTIL-Brian Hamilton, Albany, Jr.

### 1A

Semifinals  
 Abbott 12, Gilmer Union Hill 0 (5)  
 Fayetteville 8, Gail Borden County 3  
Championship  
 Abbott 11, Fayetteville 7  
All-Tournament  
 MVP-Brent Mynar, Abbott, Sr.  
 P-Hunter Pope, Abbott, Jr.  
 C-Damon Gerik, Fayetteville, Jr.  
 1B-Trace Richey, Gail Borden County, Jr.

2B-Lane Fritsch, Fayetteville, So.  
 3B-Matthew Pevehouse, Abbott, Fr.  
 SS-Payton Hemmitt, Fayetteville, Sr.  
 OF-Weston Cantrell, Abbott, Jr.  
 OF-Steven Carrillo, Gail Borden County, Sr.  
 OF-Braden Rohde, Fayetteville, Jr.  
 UTIL-Gabe Nelson, Gilmer Union Hill, So.

### 2016 (June 8-11) Dell Diamond, Round Rock (2A-3A, 5A-6A) Disch-Faulk Field (UT), Austin (4A)

**6A**  
Semifinals  
 Dallas Jesuit 2, Langham Creek 0  
 San Antonio Johnson 2, Amarillo 1  
Championship  
 Dallas Jesuit 2, San Antonio Johnson 1  
All-Tournament  
 MVP-Jacob Palisch, Dallas Jesuit, Jr.  
 P-Richard Gilbert, San Antonio Johnson, Jr.  
 C-Bryce Bonner, Dallas Jesuit, Sr.  
 1B-Davis Brunson, Amarillo, Sr.  
 2B-Yuuki Chilcutt, San Antonio Johnson, Sr.  
 3B-Mark Ready, Dallas Jesuit, Jr.  
 SS-Dalton Shuffield, San Antonio Johnson, Jr.  
 OF-Jacob Corner, San Antonio Johnson, So.  
 OF-Jared Kengott, Dallas Jesuit, Sr.  
 OF-Kyle Muller, Dallas Jesuit, Sr.  
 UTIL-Zach Sweet, Langham Creek, Sr.

### 5A

Semifinals  
 Grapevine 7, Whitehouse 0  
 San Antonio Alamo Heights 5, College Station 2  
Championship  
 Grapevine 9, San Antonio Alamo Heights 2  
All-Tournament  
 MVP-Connor Neuman, Grapevine, Jr.  
 P-Forrest Whitley, San Antonio Alamo Heights, Sr.  
 C-Tanner Gibson, Grapevine, Sr.

1B-Mathew Bennett, College Station, Sr.  
 2B-Boone Montgomery, Grapevine, Jr.  
 3B-Ryan Walls, Whitehouse, Jr.  
 SS-Ty Jones, Grapevine, Sr.  
 OF-Reece Easterling, College Station, Jr.  
 OF-Kyle Flamm, Grapevine, Sr.  
 OF-Parker Taylor, San Antonio Alamo Heights, Jr.  
 UTIL-Nathanial Prete, San Antonio Alamo Heights, Jr.

### 4A

Semifinals  
 Abilene Wylie 7, Texarkana Pleasant Grove 5  
 Salado 7, Robinson 1  
Championship  
 Abilene Wylie 3, Salado 2  
All-Tournament  
 MVP/UTIL-Mack Mueller, Abilene Wylie, Jr.  
 P-Cody Wolf, Salado, Sr.  
 C-Lane Bourland, Abilene Wylie, Sr.  
 1B-Tanner James, Robinson, Sr.  
 2B-Ryan Dunnahoo, Salado, Sr.  
 3B-John Tople, Abilene Wylie, Sr.  
 SS-Zach Smith, Abilene Wylie, Jr.  
 OF-Carson Cox, Texarkana Pleasant Grove, So.  
 OF-Phillip Ellis, Salado, Sr.  
 OF-Cameron Hannah, Abilene Wylie, Jr.

### 3A

Semifinals  
 Van Alstyne 8, Banquete 7 (8)  
 West 6, Shallowater 1  
Championship  
 West 8, Van Alstyne 1  
All-Tournament  
 MVP-Bailey Horn, West, Sr.  
 P-Preston Macik, West, Sr.  
 C-Jon Burge, Van Alstyne, Sr.  
 1B-RJ Rios, Banquete, Sr.  
 2B-Tyler Kaluza, West, Fr.  
 3B-Dalton Kolar, West, So.  
 SS-Griffin Paxson, West, Sr.  
 OF-Bryce Curtius, Van Alstyne, Sr.  
 OF-Will Jones, Van Alstyne, Sr.  
 OF-JD Townsend, Shallowater, Sr.  
 UTIL-Anthony Gomez, Banquete, Sr.

### 2A

Semifinals  
 Beckville 9, Stamford 0  
 Flatonia 10, Bosqueville 4  
Championship  
 Flatonia 7, Beckville 1  
All-Tournament  
 MVP-Easton Migl, Flatonia, Jr.  
 P-Ethan Harris, Beckville, So.  
 C-Toby McClellan, Bosqueville, Sr.  
 1B-Nick Flores, Flatonia, Sr.  
 2B-Zach Collier, Beckville, Jr.  
 3B-Blaine Besetzny, Flatonia, Sr.  
 SS-Casen Novak, Flatonia, Sr.  
 OF-Matthew Kozelsky, Flatonia, Sr.  
 OF-Braydon Mica, Flatonia, Sr.  
 OF-Ligon West, Stamford, Sr.  
 UTIL-John Bounds, Beckville, Sr.





**2015 (June 10-13)**  
**Dell Diamond, Round Rock (2A-3A, 5A-6A)**  
**Disch-Faulk Field (UT), Austin (4A)**  
**6A**

Semifinals  
 Arlington Martin 3, Laredo Alexander 2  
 Cypress Ranch 2, Dallas Jesuit 1  
Championship  
 Cypress Ranch 3, Arlington Martin 0  
All-Tournament  
 MVP-Brent Hebert, Cypress Ranch, Sr.  
 P-Riley Gossett, Cypress Ranch, Sr.  
 C-Marshall Skinner, Cypress Ranch, Jr.  
 1B-Aaron Fanning, Arlington Martin, Sr.  
 2B-Masen Hibbeler, Cypress Ranch, Sr.  
 3B-Josh Avery, Arlington Martin, So.  
 SS-Ryan Leftwich, Cypress Ranch, Sr.  
 OF-Tyler Bielamowicz, Cypress Ranch, Jr.  
 OF-Darius Hill, Dallas Jesuit, Sr.  
 OF-Elijah MacNamee, Cypress Ranch, Sr.  
 UTIL-Alam Campero, Laredo Alexander, Sr.

**5A**  
Semifinals  
 Prosper 6, Tomball 2  
 Georgetown 8, Aledo 2  
Championship  
 Prosper 8, Georgetown 0  
All-Tournament  
 MVP-Kylor Morris, Prosper, Sr.  
 P-Shane Daugherty, Tomball, Jr.  
 C-Wyatt Smith, Georgetown, Sr.  
 1B-Matthew Gonzalez, Prosper, Sr.  
 2B-Josh Walker, Prosper, Sr.  
 3B-Anthony Bernardez, Prosper, Jr.  
 SS-George Janca, Georgetown, Sr.  
 OF-Joe Breaux, Tomball, Sr.  
 OF-Steele Walker, Prosper, Sr.  
 OF-Carter Windes, Aledo, Jr.  
 UTIL-TJ Raguse, Georgetown, Sr.

**4A**  
Semifinals  
 Argyle 9, Abilene Wylie 4  
 West Orange-Stark 8, El Campo 0  
Championship  
 Argyle 7, West Orange-Stark 3  
All-Tournament  
 MVP-Connor Mushinski, Argyle, So.  
 P-Aidan Anderson, West Orange-Stark, Sr.  
 C-Grant Anderson, West Orange-Stark, Sr.  
 1B-Bryce Gist, Abilene Wylie, So.  
 2B-K.J. Miller, West Orange-Stark, So.  
 3B-Danny-David Linahan, Argyle, Sr.  
 SS-Tanner Boyzuick, Argyle, Jr.  
 OF-Hunter Markwardt, Argyle, Sr.  
 OF-Cutter McDonald, Argyle, Sr.  
 OF-Jaxon Money, Abilene Wylie, Jr.  
 UTIL-Rixey Boyd, Argyle, Sr.

**3A**  
Semifinals  
 Bishop 5, Edgewood 2  
 West 8, Littlefield 3  
Championship  
 West 4, Bishop 3

All-Tournament  
 MVP-Preston Maciek, West, Jr.  
 P-Bailey Horn, West, Jr.  
 C-Dalton Wiethorn, West, So.  
 1B-Kobe Huett, Edgewood, Sr.  
 2B-Zach Aragon, Littlefield, Sr.  
 3B-Tye Elie, Edgewood, So.  
 SS-Griffin Paxson, West, Jr.  
 OF-Aaron Cardona, Bishop, Jr.  
 OF-Tristan Gonzalez, West, Sr.  
 OF-Rico Trevino, Bishop, So.  
 UTIL-Dalton Horner, Bishop, Jr.

**2A**  
Semifinals  
 Flatonia 8, Booker 2  
 Crawford 7, Harleton 4  
Championship  
 Flatonia 4, Crawford 3  
All-Tournament  
 MVP-Casen Novak, Flatonia, Jr.  
 P-Marcus Mica, Flatonia, Sr.  
 C-Andrew Dvorak, Flatonia, Jr.  
 1B-Nate Moenning, Crawford, Sr.  
 2B-Kaddin Mikulik, Flatonia, So.  
 3B-Braden Nemeck, Crawford, Sr.  
 SS-Braden Murphy, Crawford, Sr.  
 OF-Cody Fregia, Harleton, Jr.  
 OF-Tristan Guzman, Booker, Jr.  
 OF-Jeff Ward, Crawford, So.  
 UTIL-Easton Migl, Flatonia, So.

**2014 (June 4-7)**  
**Dell Diamond, Round Rock (1A-2A, 4A-5A)**  
**Disch-Faulk Field (UT), Austin (3A)**  
**5A**

Semifinals  
 Lewisville Flower Mound 8, Pearland 1  
 San Antonio Reagan 5, Humble Atascocita 4  
Championship  
 Lewisville Flower Mound 10, San Antonio Reagan 0 (5)  
All-Tournament  
 MVP-Seth Jordan, Lewisville Flower Mound, Sr.  
 P-Kyle Johnston, Lewisville Flower Mound, Sr.  
 C-Mitch Andrews, Lewisville Flower Mound, Sr.  
 1B-Sean Wymer, Lewisville Flower Mound, Jr.  
 2B-Drew Brooks, San Antonio Reagan, Sr.  
 3B-Tim Millard, Lewisville Flower Mound, Sr.  
 SS-Casey Jacobsen, Lewisville Flower Mound, Jr.  
 OF-Jacob Almdarez, Pearland, Jr.  
 OF-Trey Montemayor, San Antonio Reagan, Sr.  
 OF-Anthony Pagano, Humble Atascocita, Jr.  
 OF-Connor Wanhanen, Lewisville Flower Mound, Sr.

**4A**  
Semifinals  
 Victoria East 4, Richmond George Ranch 1  
 Aledo 9, Hallsville 1  
Championship  
 Aledo 4, Victoria East 0  
All-Tournament  
 MVP-Taco Anderson, Aledo, Sr.  
 P-Kyle Craft, Victoria East, Sr.  
 C-Zayne Willems, Aledo, Sr.  
 1B-Dakota Durant, Aledo, Sr.  
 2B-Tim Gleinser, Victoria East, Sr.

3B-Austin Blakeley, Hallsville, Jr.  
 SS-Jonathan Ortega, Victoria East, Jr.  
 OF-Connor Duer, Aledo, Jr.  
 OF-Wade Raburn, Aledo, Jr.  
 OF-Alex Shaver, Richmond George Ranch, Jr.  
 UTIL-Adrian Gonzalez, Victoria East, Sr.

**3A**  
Semifinals  
 Argyle 5, Sinton 1  
 College Station 9, Lubbock Cooper 8 (8)  
Championship  
 College Station 5, Argyle 2 (8)  
All-Tournament  
 MVP-Cole Whittlesey, College Station, Jr.  
 P-MacGregor Hines, College Station, Jr.  
 C-Baylor Rowlett, College Station, Jr.  
 1B-Matthew Bennett, College Station, So.  
 2B-Jaxxon Grisham, College Station, Jr.  
 3B-Brandon Boyzuick, Argyle, Sr.  
 SS-Tanner Boyzuick, Argyle, So.  
 OF-Ryan Johnson, College Station, Jr.  
 OF-Hunter Markwardt, Argyle, Sr.  
 OF-Joradan Salas, Lubbock Cooper, So.  
 UTIL-Drew Gooch, Argyle, Sr.

**2A**  
Semifinals  
 Troy 9, Idalou 1  
 Sunnyvale 4, East Bernard 3  
Championship  
 Sunnyvale 13, Troy 3  
All-Tournament  
 MVP-Nathan Hawkins, Sunnyvale, So.  
 P-Zach Epperson, Troy, Jr.  
 C-Wesley Phillips, Sunnyvale, Sr.  
 1B-Seth Mertzger, Sunnyvale, So.  
 2B-Tony Mungia, Troy, So.  
 3B-Ryan Cottingham, Sunnyvale, Sr.  
 SS-Lawson Ayo, Sunnyvale, So.  
 OF-Bryce Harrimon, Troy, Sr.  
 OF-Caemen Mayfield, East Bernard, Sr.  
 OF-Jake Schmidt, Troy, Jr.  
 UTIL-Callan Johnson, Idalou, Jr.

**1A**  
Semifinals  
 Douglass 9, Dawson 0  
 Flatonia 5, Anson 3  
Championship  
 Douglass 10, Flatonia 0 (5)  
All-Tournament  
 MVP/UTIL-Matthew Wallace, Douglass, Sr.  
 P-Mitchel Mica, Flatonia, Sr.  
 C-Stetson Meek, Anson, Sr.  
 1B-Bryce Westbrook, Douglass, Jr.  
 2B-Justin Gray, Dawson, Fr.  
 3B-Kolten Rhoudes, Douglass, Sr.  
 SS-Casen Novak, Flatonia, So.  
 OF-Lane Dotson, Dawson, So.  
 OF-Grant Holland, Douglass, So.  
 OF-Wyatt Wehmeyer, Flatonia, Sr.





**2013 (June 5-8)**  
**Dell Diamond, Round Rock (1A-2A, 4A-5A)**  
**Disch-Faulk Field (UT), Austin (3A)**  
**5A**

Semifinals

Fort Bend Dulles 3, Arlington Martin 0  
Conroe The Woodlands 2, Northside O'Connor 1

Championship

Conroe The Woodlands 9, Fort Bend Dulles 5

All-Tournament

MVP-Carter Hope, Conroe The Woodlands, Sr.  
P-Dakota Mills, Fort Bend Dulles, Sr.  
C-Alex Dunlap, Conroe The Woodlands, Sr.  
1B-Chris Andritsos, Conroe The Woodlands, So.  
2B-Luke Sherley, Conroe The Woodlands, Jr.  
3B-Nick Hernandez, Fort Bend Dulles, Sr.  
SS-Caden Williams, Fort Bend Dulles, Sr.  
OF-Kolbi Brown, Conroe The Woodlands, Sr.  
OF-Justin Garcia, Northside O'Connor, Sr.  
OF-Daryn Sheppard, Fort Bend Dulles, Sr.  
OF-Josh Watson, Arlington Martin, So.

**4A**

Semifinals

Tomball 5, Wichita Falls Rider 2  
Corpus Christi Moody 3, Whitehouse 2

Championship

Tomball 6, Corpus Christi Moody 1

All-Tournament

MVP-Robert Dugger, Tomball, Sr.  
P-Patrick Mahomes, Whitehouse, Jr.  
C-Mason Stone, Wichita Falls Rider, Sr.  
1B-Kenny Saenz, Corpus Christi Moody, Jr.  
2B-Eric Dunbar, Tomball, Sr.  
3B-Payton Geisinger, Wichita Falls Rider, Sr.  
SS-Anthony Lucas, Rockwall Heath, Jr.  
OF-Nicholas Banks, Tomball, Sr.  
OF-Joshua Covey, Tomball, Jr.  
OF-Tres Luna, Corpus Christi Moody, Jr.  
UTIL-Chris Estrada, Corpus Christi Moody, Jr.

**3A**

Semifinals

Texarkana Pleasant Grove 7, Lubbock Cooper 3  
La Grange 8, Silsbee 3

Championship

La Grange 10, Texarkana Pleasant Grove 2

All-Tournament

MVP-Logan Vinklerek, La Grange, Sr.  
P-Trey Supak, La Grange, Jr.  
C-Landon Herik, La Grange, Sr.  
1B-Chris Raborn, La Grange, Sr.  
2B-Alex Alsup, Texarkana Pleasant Grove, Sr.  
3B-Joe Pearlman, Texarkana Pleasant Grove, Sr.  
SS-Tanner Fritsch, La Grange, Sr.  
OF-Kris Elers, Silsbee, Jr.  
OF-Kolb Kolek, La Grange, Sr.  
OF-Dylan Silvey, Texarkana Pleasant Grove, Jr.  
UTIL-Chase Freeman, Lubbock Cooper, Jr.

**2A**

Semifinals

Hughes Springs 5, Bangs 1  
Hallettsville 16, Salado 3 (5)

Championship

Hallettsville 4, Hughes Springs 2

All-Tournament

MVP-Reagan McAdams, Hallettsville, Sr.  
P-Dylan Moore, Hughes Springs, Jr.  
C-Chad McKinney, Hughes Springs, Jr.  
1B-Will Wallace, Hallettsville, Sr.  
2B-Cameron Deal, Bangs, Sr.  
3B-Nate Kowalik, Hallettsville, So.  
SS-Carson Schindler, Hallettsville, Sr.  
OF-Chris Jones, Hallettsville, Sr.  
OF-Justin Reeves, Hallettsville, Jr.  
OF-Hunter Smith, Hughes Springs, So.  
UTIL-Jon Franz, Salado, Sr.

**1A**

Semifinals

Stamford 9, Trenton 4  
Price Carlisle 7, Weimar 6 (8)

Championship

Price Carlisle 6, Stamford 1

All-Tournament

MVP/P-Zach Brightwell, Price Carlisle, Jr.  
C-Dylan McCarley, Trenton, Sr.  
1B-Wyatt Beezley, Trenton, Sr.  
2B-Dalton Mathis, Stamford, Sr.  
3B-Ben Goss, Price Carlisle, So.  
SS-Caleb Colley, Price Carlisle, Jr.  
OF-Mario Gonzales, Stamford, Sr.  
OF-Clay Kansteiner, Weimar, Sr.  
OF-Shadow Sanders, Price Carlisle, Sr.  
UTIL-Seth Helmcamp, Weimar, Jr.

**2012 (June 6-9)**

**Dell Diamond, Round Rock (1A-2A, 4A-5A)**  
**Disch-Faulk Field (UT), Austin (3A)**  
**5A**

Semifinals

Cypress Ranch 6, Arlington Martin 0  
College Station A&M Consolidated 2, Corpus Christi Carroll 1

Championship

Cypress Ranch 4, College Station A&M Consolidated 1

All-Tournament

MVP-Corbin Martin, Cypress Ranch, So.  
P-Grant Slaughter, Cypress Ranch, Sr.  
C-Michael Cantu, Corpus Christi Carroll, So.  
1B-Derek Dickerson, Cypress Ranch, So.  
2B-Bryce Stark, Cypress Ranch, Sr.  
3B-Colby Turton, College Station A&M Consolidated, Sr.  
SS-Alec Paradowski, A&M Consolidated, Sr.  
OF-Drew Dowdy, Arlington Martin, Jr.  
OF-Logan Howell, College Station A&M Consolidated, Jr.  
OF-Ford Moore, College Station A&M Consolidated, Sr.  
DH-Dalton Stark, Cypress Ranch, So.  
UTIL-Riley Ferrell, College Station A&M Consolidated, Sr.

**4A**

Semifinals

Rockwall Heath 6, Montgomery 3  
Cleburne 9, Austin Lake Travis 7 (8)

Championship

Rockwall Heath 10, Cleburne 1

All-Tournament

MVP-Jovan Hernandez, Rockwall Heath, Sr.  
P-Brach Farmer, Cleburne, Sr.  
C-Konnor Frazier, Austin Lake Travis, Sr.  
1B-Timbo Duncan, Rockwall Heath, Sr.  
2B-Conner Martyniuk, Cleburne, Sr.

3B-Grayson Lewis, Rockwall Heath, Sr.  
SS-Bret Boswell, Rockwall Heath, Jr.  
OF-Russell Hughes, Rockwall Heath, Jr.  
OF-Ryan Lee, Austin Lake Travis, Sr.  
OF-Nick Woodall, Cleburne, Jr.  
DH-Clayton Rasbeary, Rockwall Heath, Fr.  
UTIL-Garrett Hrozek, Montgomery, Jr.

**3A**

Semifinals

West 10, Sweeny 3  
Texarkana Pleasant Grove 4, Robinson 2

Championship

Texarkana Pleasant Grove 4, West 0

All-Tournament

MVP-Roman Brown, Texarkana Pleasant Grove, Sr.  
P-Tim Buchanan, Texarkana Pleasant Grove, Sr.  
C-Justin Buchanan, Texarkana Pleasant Grove, Sr.  
1B-Trey Hart, Texarkana Pleasant Grove, Sr.  
2B-Alex Alsup, Texarkana Pleasant Grove, Jr.  
3B-Mason Paxton, West, Sr.  
SS-Melvin Gray, Texarkana Pleasant Grove, Sr.  
OF-Austin Boyd, Sweeny, Jr.  
OF-Chance Collins, Robinson, Jr.  
OF-Dylan Janek, West, Jr.  
DH-Nick Reed, Texarkana Pleasant Grove, Sr.  
UTIL-Kolbey Carpenter, West, Sr.

**2A**

Semifinals

Bushland 1, Brock 0 (8)  
Jarrell 3, Elkhart 2 (13)

Championship

Jarrell 9, Bushland 2

All-Tournament

MVP-Tyler Krupp, Jarrell, Jr.  
P-Shay Phillips, Brock, Jr.  
C-Landon Ledbetter, Jarrell, Jr.  
1B-Jordan White, Elkhart, Jr.  
2B-Gerald Reyna, Bushland, Sr.  
3B-Geoffrey Weiss, Bushland, Sr.  
SS-Cole Bridges, Elkhart, Jr.  
OF-Walker Dailey, Brock, Sr.  
OF-Clayton Kovar, Jarrell, Sr.  
OF-Nathan Sumner, Jarrell, Sr.  
UTIL-Aaron Burns, Jarrell, Sr.

**1A**

Semifinals

Fayetteville 5, Price Carlisle 4  
Stamford 4, Dodd City 1

Championship

Fayetteville 10, Stamford 0 (5)

All-Tournament

MVP/SS-Logan Stoelke, Fayetteville, So.  
P-Landon Darwin, Dodd City, Sr.  
C-Austin Alvarado, Stamford, Jr.  
1B-Connor Bertsch, Fayetteville, Sr.  
2B-Dalton Mathis, Stamford, Jr.  
3B-Hunter Vaught, Dodd City, Fr.  
OF-Gunner Baker, Price Carlisle, Jr.  
OF-Matthew Peevler, Fayetteville, Fr.  
OF-Jesse Ramos, Stamford, Sr.  
UTIL-Trevor Malota, Fayetteville, Sr.  
UTIL-Brett Rohde, Fayetteville, Jr.



**2011 (June 8-11)**  
**Dell Diamond, Round Rock (1A-2A, 4A-5A)**  
**Disch-Faulk Field (UT), Austin (3A)**  
**5A**

Semifinals  
 Clute Brazoswood 4, Klein 3  
 Lubbock Coronado 10, Corpus Christi Carroll 0 (5)  
Championship  
 Clute Brazoswood 10, Lubbock Coronado 3  
All-Tournament  
 MVP-William Renner, Clute Brazoswood, Sr.  
 P-Brandon Bergen, Clute Brazoswood, Sr.  
 C-Mitchell Nau, Klein, Sr.  
 1B-William Easter, Clute Brazoswood, Sr.  
 2B-Brayden Blackwell, Lubbock Coronado, Sr.  
 3B-Dalton Perry, Clute Brazoswood, Jr.  
 SS-Paxton DeLaGarza, Lubbock Coronado, Jr.  
 OF-James Cantu, Clute Brazoswood, Sr.  
 OF-Brennan Johnson, Lubbock Coronado, Sr.  
 OF-Colton Palmer, Lubbock Coronado, Sr.  
 UTIL-Blake Bass, Lubbock Coronado, Sr.

**4A**  
Semifinals  
 Wichita Falls Rider 3, Brenham 1  
 Corpus Christi Calallen 6, Mesquite Poteet 5 (10)  
Championship  
 Wichita Falls Rider 6, Corpus Christi Calallen 2  
All-Tournament  
 MVP-Cameron Allen, Wichita Falls Rider, Sr.  
 P-Chad Young, Mesquite Poteet, Sr.  
 C-Chad Vanaman, Corpus Christi Calallen, Sr.  
 1B-Ben Smith, Wichita Falls Rider, Sr.  
 2B-Christien Sager, Wichita Falls Rider, Sr.  
 3B-Greg Hernandez, Corpus Christi Calallen, Jr.  
 SS-Wyatt Mathisen, Corpus Christi Calallen, Jr.  
 OF-Jesse Baker, Brenham, Jr.  
 OF-Blake Brom, Wichita Falls Rider, Jr.  
 OF-Tyler Franklin, Mesquite Poteet, Sr.  
 DH-Tate Bammert, Corpus Christi Calallen, Sr.  
 UTIL-Gage Green, Wichita Falls Rider, Sr.

**3A**  
Semifinals  
 Kennedale 4, Robstown 3  
 Robinson 5, Texarkana Pleasant Grove 1  
Championship  
 Kennedale 5, Robinson 1  
All-Tournament  
 MVP-Hayden Elrod, Kennedale, Sr.  
 P-Chad Hollingsworth, Robinson, Jr.  
 C-Cameron Massengill, Kennedale, Sr.  
 1B-Brandon Johnson, Robinson, Sr.  
 2B-Jimmy Norris, Kennedale, Sr.  
 3B-Zach Sullivan, Robinson, So.  
 SS-Melvin Gray, Texarkana Pleasant Grove, Jr.  
 OF-Clint Fish, Kennedale, Sr.  
 OF-Jordan Hargis, Robinson, Jr.  
 OF-Alex Marroquin, Robstown, Sr.  
 UTIL-Corey Taylor, Kennedale, Sr.

**2A**  
Semifinals  
 Cameron Yoe 6, Bushland 0  
 Nacogdoches Central Heights 4, Palmer 3  
Championship  
 Cameron Yoe 7, Nacogdoches Central Heights 3

All-Tournament  
 MVP-Zach Brashear, Cameron Yoe, Sr.  
 P-Alex Phillips, Nacogdoches Central Heights, Sr.  
 C-John Rinn, Cameron Yoe, Sr.  
 1B-Joseph Clifton, Nacogdoches Central Heights, Sr.  
 2B-Tyler Lowe, Palmer, So.  
 3B-Zane Phillips, Nacogdoches Central Heights, So.  
 SS-Ty Morgan, Cameron Yoe, Sr.  
 OF-Jarrett Beckhausen, Cameron Yoe, Sr.  
 OF-Michael Evan, Cameron Yoe, Fr.  
 OF-Trent Fuller, Nacogdoches Central Heights, Sr.  
 UTIL-Gerald Reyna, Bushland, Jr.

Championship  
 Corpus Christi Carroll 5, Klein 2  
All-Tournament  
 MVP-Courtney Hawkins, Corpus Christi Carroll, So.  
 P-Mark Blackmar, Corpus Christi Carroll, Sr.  
 C-Mitchell Nau, Klein, Jr.  
 1B-Oshea Dumes, Corpus Christi Carroll, So.  
 2B-Adam Hinojosa, Corpus Christi Carroll, Sr.  
 3B-Josh Cruz, Corpus Christi Carroll, So.  
 SS-Clint Rupp, Plano West, Sr.  
 OF-Chris Cano, Corpus Christi Carroll, So.  
 OF-Ross Stiffemire, Fort Bend Clements, Jr.



Cameron Yoe - 2011 Conference 2A Baseball Champions

**1A**  
Semifinals  
 Blue Ridge 11, Overton 1 (5)  
 Johnson City Johnson 11, Stamford 5  
Championship  
 Johnson City Johnson 7, Blue Ridge 2  
All-Tournament  
 MVP-Cody Smith, Johnson City Johnson, Sr.  
 P-Laramie Blackwell, Johnson City Johnson, Sr.  
 C-Aaron Humphrey, Johnson City Johnson, Sr.  
 1B-Mickey Villanueva, Stamford, Sr.  
 2B-Cody Mills, Blue Ridge, Sr.  
 3B-Spencer Wright, Overton, Jr.  
 SS-Luke Neely, Johnson City Johnson, Sr.  
 OF-Chico Acosta, Stamford, Sr.  
 OF-Dylan Carter, Johnson City Johnson, Sr.  
 OF-Kris McDonald, Johnson City Johnson, Sr.  
 UTIL-Bradley White, Blue Ridge, Sr.

OF-Ryan Van Marter, Klein, Sr.  
 UTIL-Erik Lancaster, Klein, Sr.

**2010 (June 9-12)**  
**Dell Diamond, Round Rock (1A, 4A-5A)**  
**Disch-Faulk Field (UT), Austin (2A-3A)**  
**5A**  
Semifinals  
 Klein 4, Plano West 3  
 Corpus Christi Carroll 4, Fort Bend Clements 3

**4A**  
Semifinals  
 Brenham 3, Wichita Falls Rider 2 (8)  
 Corpus Christi Calallen 6, Frisco Wakeland 3  
Championship  
 Brenham 2, Corpus Christi Calallen 1  
All-Tournament  
 MVP-Chase Wellbrock, Brenham, Sr.  
 P-Rob Zastryny, Corpus Christi Calallen, Sr.  
 C-Chad Vanaman, Corpus Christi Calallen, Jr.  
 1B-Tanner Vanevere, Corpus Christi Calallen, Jr.  
 2B-Erich Weiss, Brenham, Sr.  
 3B-Eric Preuss, Brenham, Sr.  
 SS-Brett Bell, Corpus Christi Calallen, Jr.  
 OF-Jeremy Hall, Brenham, Sr.  
 OF-Ty Schlottman, Brenham, Jr.  
 OF-Joey Swanner, Frisco Wakeland, Jr.  
 DH-Ben Cummings, Wichita Falls Rider, Jr.  
 UTIL-Richard Montemayor, Corpus Christi Calallen, Sr.

**3A**  
Semifinals  
 Texarkana Pleasant Grove 5, Lubbock Estacado 4  
 Giddings 6, Jasper 0



**Championship**

Texarkana Pleasant Grove 2, Giddings 0 (9)

**All-Tournament**

MVP-Micheal Gilley, Texarkana Pleasant Grove, Sr.

P-Trey Masek, Giddings, Sr.

C-Ty Parker, Jasper, Sr.

1B-Michael Ward, Texarkana Pleasant Grove, Jr.

2B-Brooks Marlow, Giddings, Jr.

3B-Eric Alvarez, Lubbock Estacado, Sr.

SS-Jon Phillips, Texarkana Pleasant Grove, Sr.

OF-Matt Duff, Texarkana Pleasant Grove, Sr.

OF-Vinson Gonzales, Giddings, Sr.

OF-Lucas Wacha, Texarkana Pleasant Grove, So.

UTIL-Ty Marlow, Giddings, Sr.

**2A**

**Semifinals**

Rogers 7, White Oak 4

Bushland 4, Brock 3

**Championship**

Rogers 6, Bushland 1

**All-Tournament**

MVP-Chance Marek, Rogers, Sr.

P-Gregory Mendoza, Rogers, Sr.

C-Jackson McCurdy, White Oak, Sr.

1B-Matt Macha, Rogers, Jr.

2B-Brett Wilhelm, Bushland, Jr.

3B-Ryan Fares, Rogers, Jr.

SS-Rawley Gomez, Bushland, Sr.

OF-Thomas Cleveland, Bushland, Sr.

OF-Spencer Godby, Brock, Sr.

OF-Daven Kostroun, Rogers, Jr.

UTIL-Dustin Meadows, Rogers, Sr.

**1A**

**Semifinals**

Windthorst 15, Stamford 2 (5)

Evadale 5, Thorndale 4

**Championship**

Windthorst 11, Evadale 1 (5)

**All-Tournament**

MVP-Abel Vasquez, Windthorst, Jr.

P-Travis Wolf, Windthorst, Sr.

C-Billy Nichols, Evadale, Jr.

1B-Tyler Tucker, Evadale, Jr.

2B-Ty Duncan, Windthorst, Jr.

3B-Chase Schreiber, Windthorst, So.

SS-Collin Schreiber, Windthorst, Sr.

OF-Dilan Anthony, Evadale, Sr.

OF-Hayden Nauert, Stamford, Sr.

OF-Josh Ware, Thorndale, Jr.

UTIL-Hayden Dubose, Evadale, Sr.

**2009 (June 10-13)**

**Dell Diamond, Round Rock (1A, 4A-5A)  
Disch-Faulk Field (UT), Austin (2A-3A)**

**5A**

**Semifinals**

Lufkin 4, Pearland 2 (11)

El Paso Socorro 11, Austin Westlake 3

**Championship**

El Paso Socorro 12, Lufkin 7

**All-Tournament**

MVP-Cory Falvey, El Paso Socorro, Sr.

P-Tavi Amparan, El Paso Socorro, Sr.

C-JessiRay Navarrette, El Paso Socorro, Sr.

1B-Joseph Trahan, Austin Westlake, Sr.

2B-Colton Wynne, Lufkin, So.

3B-Bobby Mares, El Paso Socorro, Sr.

SS-Aaron Olivas, El Paso Socorro, Sr.

OF-Stephen Shorkey, Pearland, Sr.

OF-Corbin Smith, Pearland, Sr.

OF-Seth Thompson, Lufkin, Sr.

UTIL-Luis DeJesus, Lufkin, Jr.

**4A**

**Semifinals**

Texarkana Texas 15, Brenham 9

Corpus Christi Moody 6, Fort Worth Arlington Heights 4

**Championship**

Texarkana Texas 4, Corpus Christi Moody 3

**All-Tournament**

MVP-Randall Fant, Texarkana Texas, Sr.

P-Justin Meza, Corpus Christi Moody, Sr.

C-Seth Spviev, Brenham, Jr.

1B-Justin Perales, Corpus Christi Moody, So.

2B-Carlton Bailey, Texarkana Texas, Jr.

3B-Logan Preston, Texarkana Texas, So.

SS-Caleb Dudley, Texarkana Texas, Sr.

OF-John Biggs, Fort Worth Arlington Heights, Sr.

OF-Chance Bolcerek, Brenham, So.

OF-Slade Heathcott, Texarkana Texas, Sr.

UTIL-Josh Turley, Texarkana Texas, Sr.

**3A**

**Semifinals**

Giddings 5, Texarkana Pleasant Grove 1

Carthage 4, Andrews 3

**Championship**

Carthage 5, Giddings 2

**All-Tournament**

MVP-Crispin Stanley, Carthage, Sr.

P-Trey Masek, Giddings, Jr.

C-Rush Plumlee, Giddings, Jr.

1B-Kyle Coomer, Andrews, Sr.

2B-Brooks Marlow, Giddings, So.

3B-Matt Bagley, Carthage, Sr.

SS-Ty Marlow, Giddings, Jr.

OF-Bryce Boone, Carthage, Sr.

OF-Ethan Knoch, Giddings, Sr.

OF-Cameron Stanley, Carthage, Sr.

UTIL-Michael Burchett, Carthage, Sr.

**2A**

**Semifinals**

Holliday 6, White Oak 5 (8)

Danbury 8, Ponder 2

**Championship**

Danbury 6, Holliday 5

**All-Tournament**

MVP-Scott Zimmerle, Danbury, Sr.

P-Matt Buckmaster, Holliday, Sr.

C-Trey Noak, Danbury, Sr.

1B-Nick Dees, Danbury, So.

2B-Dillon Peltier, Danbury, Jr.

3B-Logan King, White Oak, Jr.

SS-Garrett Zimmerle, Danbury, So.

OF-Tyler Cole, Holliday, So.

OF-Jake DeBerry, Danbury, Sr.

OF-Chris Sadberry, Holliday, Jr.

UTIL-Brayden Little, Holliday, Sr.

**1A**

**Semifinals**

Miles 9, Overton 7

Windthorst 11, Thorndale 0 (6)

**Championship**

Miles 4, Windthorst 3

**All-Tournament**

MVP-Austin Gillis, Miles, Sr.

P-Isaac Rodriguez, Miles, Jr.

C-Travis Wolf, Windthorst, Jr.

1B-Michael Acosta, Miles, Jr.

2B-Austin McCasland, Overton, Fr.

3B-Shea Maupin, Thorndale, Jr.

SS-Collin Schreiber, Windthorst, Jr.

OF-Stephen Bearden, Overton, Sr.

OF-Josh McCoy, Windthorst, Sr.

OF-Jay Rodriguez, Miles, Sr.

UTIL-Chase Schreiber, Windthorst, Fr.

**2008 (June 4-7)**

**Dell Diamond, Round Rock (1A-2A, 4A-5A)  
Disch-Faulk Field (UT), Austin (3A)**

**5A**

**Semifinals**

Plano West 11, Laredo United 4

Southlake Carroll 7, Houston Bellaire 1

**Championship**

Plano West 10, Southlake Carroll 8

**All-Tournament**

MVP-Drew Johnson, Plano West, Sr.

P-Ross Stripling, Southlake Carroll, Sr.

C-Andrew LaCombe, Southlake Carroll, Jr.

1B-Trace Knobloch, Houston Bellaire, Jr.

2B-Kale Kiser, Plano West, Sr.

3B-Donald Plant, Plano West, Jr.

SS-Harrison Holmes, Plano West, Sr.

OF-Jason Coats, Plano West, Sr.

OF-Ryan Hughes, Plano West, Sr.

OF-Ronnie Mitchell, Southlake Carroll, Jr.

UTIL-Luis Pollorena, Laredo United, Jr.

**4A**

**Semifinals**

Corpus Christi Calallen 7, Friendswood 1

Waxahachie 6, North Richland Hills Birdville 0

**Championship**

Corpus Christi Calallen 11, Waxahachie 1 (5)

**All-Tournament**

MVP-Patrick Frasier, Corpus Christi Calallen, Sr.

P-Jordan John, Corpus Christi Calallen, Jr.

C-Brad Davis, Waxahachie, Jr.

1B-Colton Cain, Waxahachie, Jr.

2B-Derek Hagy, Corpus Christi Calallen, Sr.

3B-Dustin Vaughn, Corpus Christi Calallen, Jr.

SS-Michael Ruiz, Friendswood, Jr.

OF-Kris Guerrero, Corpus Christi Calallen, Sr.

OF-Derek Junkin, Waxahachie, Sr.

OF-Logan Verrett, Corpus Christi Calallen, Sr.

UTIL-Roland Resendez, Corpus Christi Calallen, So.

**3A**

**Semifinals**

Texarkana Pleasant Grove 7, Castroville Medina Valley 3

Snyder 7, Hutto 5

**Championship**

Snyder 3, Texarkana Pleasant Grove 2 (8)





### All-Tournament

MVP-Brent Bollinger, Snyder, Sr.  
 P-Michael Wacha, Texarkana Pleasant Grove, Jr.  
 C-Jesse Conner, Snyder, Jr.  
 1B-Weston Heilgman, Castroville Medina Valley, So.  
 2B-Dustin Murdock, Snyder, Sr.  
 3B-Jon Phillips, Texarkana Pleasant Grove, So.  
 SS-Lance Day, Snyder, Sr.  
 OF-Kaleb Brown, Texarkana Pleasant Grove, Sr.  
 OF-Brooks Gafford, Snyder, Sr.  
 OF-Rylan Stephens, Texarkana Pleasant Grove, Sr.  
 UTIL-Shaun Simmons, Hutto, So.

### 2A

#### Semifinals

Salado 11, San Angelo Grape Creek 0 (5)  
 Corsicana Mildred 7, Buna 5

#### Championship

Salado 12, Corsicana Mildred 8

#### All-Tournament

MVP-Justin Schiller, Salado, Sr.  
 P-Kevin Jackson, Salado, Sr.  
 C-Ryan Sheppard, Buna, Jr.  
 1B-Keaton Baker, Buna, So.  
 2B-Layton Landers, San Angelo Grape Creek, Sr.  
 3B-Matt Fritsch, Salado, Sr.  
 SS-Johnny Nix, Salado, Sr.  
 OF-Kevin Dozier, Corsicana Mildred, Fr.  
 OF-Cory Roper, Corsicana Mildred, Sr.  
 OF-Garrett Ward, Salado, Jr.  
 UTIL-Austin Melton, Corsicana Mildred, So.

### 1A

#### Semifinals

Flatonina 12, Seymour 0 (5)  
 Bosqueville 18, Pineland West Sabine 2 (5)

#### Championship

Bosqueville 10, Flatonina 3

#### All-Tournament

MVP-Cody Feight, Bosqueville, So.  
 P-Dakota Pinney, Flatonina, So.  
 C-Hunter Pinney, Flatonina, Sr.  
 1B-Hunter Kosar, Bosqueville, Jr.  
 2B-T.J. Samford, Bosqueville, Jr.  
 3B-Shane Boen, Bosqueville, So.  
 SS-Hunter Perry, Bosqueville, So.  
 OF-Corbin Carter, Bosqueville, Jr.  
 OF-Sean Masek, Flatonina, Jr.  
 OF-Dallas Ponder, Flatonina, So.  
 UTIL-David Johnson, Bosqueville, Jr.

### 2007 (June 6-9)

### Dell Diamond, Round Rock

#### 5A

##### Semifinals

Cy-Fair 3, Klein Collins 0  
 Harlingen South 4, Midland Legacy 2

##### Championship

Cy-Fair 6, Harlingen South 1

##### All-Tournament

P-Brandon Finken, Cy-Fair\*, Sr.  
 C-Landon Lee, Cy-Fair, Jr.  
 1B-Tommy Collier, Cy-Fair, Jr.  
 2B-Kaleb Bryan, Harlingen South, Sr.  
 3B-Michael Johnson, Harlingen South, Sr.  
 SS-Jonathan Ogden, Cy-Fair, Jr.

OF-Robbie Grossman, Cy-Fair, Jr.  
 OF-Tyler Naquin, Klein Collins, So.  
 OF-Caleb Ramsey, Cy-Fair, Sr.  
 DH-Kevin Sah, Cy-Fair, So.

### 4A

#### Semifinals

Mesquite Poteet 6, Texas City 3  
 Corpus Christi Moody 5, Canyon Randall 2

#### Championship

Corpus Christi Moody 9, Mesquite Poteet 1

#### All-Tournament

P-Miguel Gonzalez, Corpus Christi Moody\*, Jr.  
 C-J.T. Files, Mesquite Poteet, Jr.  
 1B-Rudy Flores, Corpus Christi Moody, So.  
 2B-Joey Mendoza, Corpus Christi Moody, Sr.  
 3B-Ronnie Flores, Corpus Christi Moody, Sr.  
 SS-Andrew Perez, Corpus Christi Mood, Sr.  
 OF-Christian Gallegos, Corpus Christi Moody, Jr.  
 OF-Christ Narvaez, Texas City, Sr.  
 OF-Jacob Perales, Corpus Christi Moody, Sr.  
 DH-Cody Dudding, Canyon Randall, Jr.

### 3A

#### Semifinals

Texarkana Liberty-Eylau 6, Sinton 3  
 Jasper 11, Abilene Wylie 3

#### Championship

Jasper 14, Texarkana Liberty-Eylau 4

#### All-Tournament

P-Justin Parsons, Jasper, Jr.  
 C-Blake Weller-Alexander, Jasper, Sr.  
 1B-Chantz Pryor, Jasper, Sr.  
 2B-Ryan Ellis, Jasper\*, Sr.  
 3B-Cory Cook, Texarkana Liberty-Eylau, Sr.  
 SS-Travis Reegan, Jasper, Sr.  
 OF-Zach Fowler, Texarkana Liberty-Eylau, Sr.  
 OF-Taylor Hart, Jasper, Jr.  
 OF-Nathan Saltzgaber, Abilene Wylie, Sr.  
 DH-Malcolm Bronson, Jasper, Jr.

### 2A

#### Semifinals

Hooks 6, Pottsboro 2  
 Rogers 9, Blanco 2

#### Championship

Rogers 8, Hooks 4

#### All-Tournament

P-Taylor Jungmann, Rogers, Jr.  
 C-Brandon Choate, Hooks, Sr.  
 1B-Tanner Clay, Pottsboro, Jr.  
 2B-Jon Phillips, Hooks, Fr.  
 3B-Kory Michalka, Rogers, Sr.  
 SS-Braxton Byers, Rogers, Sr.  
 OF-Ricky Brenak, Rogers\*, Sr.  
 OF-Ky McNett, Blanco, So.  
 OF-Matt Riddle, Hooks, Sr.  
 DH-Marcus Prenik, Rogers, Jr.

### 1A

#### Semifinals

New Deal 3, Thorndale 0  
 Archer City 3, Lovelady 1

#### Championship

Archer City 6, New Deal 2

#### All-Tournament

P-Blaine Willett, Archer City, Jr.  
 C-Wade Roberts, Archer City, Jr.  
 1B-Blake Nelson, New Deal, Sr.  
 2B-Kyle Long, Archer City, Jr.  
 3B-Michael Rich, Lovelady, Jr.  
 SS-Blake Thomason, Archer City\*, Sr.  
 OF-Justin Cuellar, New Deal, Sr.  
 OF-Cirilio Reyes, Thorndale, Sr.  
 OF-Weldon Stallcup, Archer City, Sr.  
 DH-Brady Cox, Archer City, Sr.



Cy-Fair - 2007 Conference 5A Baseball Champions



**2006 (June 7-10)**  
**Dell Diamond, Round Rock (1A-3A, 5A)**  
**Disch-Faulk Field (UT), Austin (4A)**  
**5A**

Semifinals  
Katy 2, Corpus Christi Moody 0  
Conroe The Woodlands 5, Midland 3  
Championship  
Conroe The Woodlands 5, Katy 3  
All-Tournament  
P-Steven Maxwell, Conroe The Woodlands\*, Sr.  
C-Mickey Armstrong, Conroe The Woodlands, Jr.  
1B-Brett Parsons, Conroe The Woodlands, Jr.  
2B-Mike Fuda, Katy, Jr.  
3B-Paul Goldschmidt, Conroe The Woodlands, Sr.  
SS-Carter Jurica, Katy, Jr.  
OF-Nick Barrios, Katy, Sr.  
OF-Cameron Cole, Midland, Sr.  
OF-Taylor Grote, Conroe The Woodlands, Jr.  
DH-Kyle Drabek, Conroe The Woodlands, Sr.

**4A**  
Semifinals  
Fort Worth Arlington Heights 10, McKinney North 4  
New Braunfels 5, Channelview 3

Championship  
New Braunfels 4, Fort Worth Arlington Heights 1  
All-Tournament

P-Kyle Richey, New Braunfels\*, Jr.  
C-Caleb Curtis, New Braunfels, Jr.  
1B-Taylor Miller, Fort Worth Arlington Heights, Sr.  
2B-Jeff Jones, Fort Worth Arlington Heights, Sr.  
3B-Patrick Godwin, Fort Worth Arlington Heights, Sr.  
SS-Calvin Hoffman, New Braunfels, Jr.  
OF-Kurtis Kostan, New Braunfels, Jr.  
OF-Aaron Miller, Channelview, Sr.  
OF-Clayton Mott, New Braunfels, Jr.  
DH-Clifton Hickman, Fort Worth Arlington Heights, Jr.

**3A**  
Semifinals  
Texarkana Liberty-Eylau 7, Bridge City 3  
Falfurrias 5, Abilene Wylie 2

Championship  
Texarkana Liberty-Eylau 2, Falfurrias 1  
All-Tournament

P-Zach Fowler, Texarkana Liberty-Eylau\*, Jr.  
C-Clay Jeffers, Texarkana Liberty-Eylau, Jr.  
1B-Trey Alegria, Falfurrias, Sr.  
2B-Ruben Cisneros, Falfurrias, Jr.  
3B-Jarrod McFee, Texarkana Liberty-Eylau, Sr.  
SS-Will Middlebrooks, Texarkana Liberty-Eylau, Jr.  
OF-Josh Attaway, Texarkana Liberty-Eylau, Sr.  
OF-Jason Garcia, Falfurrias, Jr.  
OF-David Munoz, Falfurrias, Sr.  
DH-Blake Lemen, Abilene Wylie, Sr.

**2A**  
Semifinals  
Brock 5, Rogers 3  
Hughes Springs 9, Holliday 5

Championship  
Brock 7, Hughes Springs 4  
All-Tournament

P-Riley Deaver, Brock\*, Sr.  
C-Chris Joslin, Rogers, Jr.  
1B-Judson Morgan, Hughes Springs, So.

2B-Bob Bowden, Brock, So.  
3B-Todd Immel, Hughes Springs, Jr.  
SS-Jarrod McKinney, Hughes Springs, So.  
OF-Jacob Jordan, Brock, So.  
OF-Ryan Ricketts, Brock, Sr.  
OF-Ty Stewart, Holliday, Sr.  
DH-Tanner Smith, Hughes Springs, Jr.

**1A**  
Semifinals  
Anderson-Shiro 11, Thorndale 1 (6)  
Gilmer Union Hill 9, New Deal 2

Championship  
Anderson-Shiro 9, Gilmer Union Hill 8 (10)  
All-Tournament

P-Tim Harris, Anderson-Shiro\*, So.  
C-Scott Pasket, Anderson-Shiro, Jr.  
1B-Andy Schmidt, Gilmer Union Hill, Fr.  
2B-Mitch Clemens, Gilmer Union Hill, Sr.  
3B-Randy Albright, Gilmer Union Hill, Sr.  
SS-Nick Hildebrandt, Anderson-Shiro, Sr.  
OF-Brady Cook, Anderson-Shiro, Sr.  
OF-Brandon Cook, Anderson-Shiro, Sr.  
OF-Shawn Hayes, Gilmer Union Hill, Sr.  
DH-Aaron Walkoviak, Anderson-Shiro, So.

**2005 (June 8-11)**  
**Dell Diamond, Round Rock (1A-2A, 4A-5A)**  
**Disch-Faulk Field (UT), Austin (3A)**  
**5A**

Semifinals  
Humble Kingwood 1, Lubbock Monterey 0  
Rockwall 5, Comal Smithson Valley 2

Championship  
Humble Kingwood 10, Rockwall 5  
All-Tournament

P-Austin Wood, Humble Kingwood, Sr.  
C-Joe Pawelek, Comal Smithson Valley, Sr.  
1B-Truxton Fox, Comal Smithson Valley, Sr.  
2B-Josh Fountain, Humble Kingwood, Sr.  
3B-Kenneth Negron, Humble Kingwood\*, Sr.  
SS-Johnny Whittleman, Humble Kingwood, Sr.  
OF-Roger Kieschnick, Rockwall, Sr.  
OF-James Leverton, Rockwall, Sr.  
OF-Austin Pendleton, Humble Kingwood, Sr.  
DH-Brian Talley, Rockwall, Sr.

**4A**  
Semifinals  
Waco Midway 15, Montgomery 5 (6)  
Corpus Christi Calallen 12, Wichita Falls Rider 2 (5)

Championship  
Corpus Christi Calallen 10, Waco Midway 3  
All-Tournament

P-Chip Nance, Corpus Christi Calallen\*, Sr.  
C-Tim Hartland, Waco Midway, Sr.  
1B-Brandon Riley, Waco Midway, Sr.  
2B-Daniel Alonzo, Corpus Christi Calallen, Sr.  
3B-Wes Callihan, Corpus Christi Calallen, Jr.  
SS-Thomas Field, Waco Midway, Sr.  
OF-Scott Crook, Wichita Falls Rider, Jr.  
OF-Alberto Lopez, Waco Midway, Sr.  
OF-Jonathan Vest, Corpus Christi Calallen, Sr.  
DH-Luke McCall, Corpus Christi Calallen, Sr.

**3A**  
Semifinals  
Lubbock Cooper 1, Yoakum 0  
Carthage 5, Bridge City 2

Championship  
Carthage 6, Lubbock Cooper 1  
All-Tournament

P-Luke Burnett, Carthage\*, Sr.  
C-Jeremy Hogan, Carthage, Sr.  
1B-Hunter Hays, Bridge City, Sr.  
2B-Kory Cleveland, Carthage, Jr.  
3B-Hudson Hlavaty, Lubbock Cooper, Sr.  
SS-Kris Tate, Carthage, So.  
OF-Dusty Bagley, Carthage, Sr.  
OF-Blaine Brewster, Carthage, Sr.  
OF-Bradley Madison, Lubbock Cooper, Sr.  
DH-Mark McLaughlin, Carthage, Jr.

**2A**  
Semifinals  
Holliday 3, Maypearl 1  
Woodville 4, Comfort 2

Championship  
Woodville 2, Holliday 1  
All-Tournament

P-Casey Beck, Woodville\*, Sr.  
C-Brendan Moser, Holliday, Sr.  
1B-Logan Alec, Woodville, Jr.  
2B-Charlie Cornwell, Maypearl, So.  
3B-Lane Gilmore, Holliday, Jr.  
SS-Zach Stewart, Holliday, Sr.  
OF-Bo Coffman, Maypearl, Jr.  
OF-Trevor Rainey, Woodville, Jr.  
OF-Terrel Saur, Comfort, Sr.  
DH-Cullen Williams, Woodville, Sr.

**1A**  
Semifinals  
Harleton 7, Valley Mills 6 (11)  
Thorndale 20, New Deal 0 (5)

Championship  
Thorndale 10, Harleton 5 (8)  
All-Tournament

P-Wade Gilchrist, Thorndale, Sr.  
C-Josh Salmon, Harleton, Fr.  
1B-Ryan Lindemann, Thorndale, Sr.  
2B-Ross Hollon, Harleton, So.  
3B-Jeffrey Kiesling, Thorndale\*, Jr.  
SS-Austin Falke, Thorndale, So.  
OF-Miles Grisham, Thorndale, Jr.  
OF-Rory Hollon, Harleton, Sr.  
OF-Mike Sadler, Valley Mills, Sr.  
DH-Ross Towery, Thorndale, Sr.


**2004 (June 9-12)**  
**Dell Diamond, Round Rock (2A, 4A-5A)**  
**Disch-Faulk Field (UT), Austin (1A, 3A)**  
**5A**

Semifinals  
Lewisville Flower Mound 4, Spring 2 (9)  
Corpus Christi Moody 7, Humble Kingwood 0

Championship  
Corpus Christi Moody 6, Lewisville Flower Mound 1  
All-Tournament

P-Luis Flores, Corpus Christi Moody, Jr.  
C-Thomas Sawyer, Lewisville Flower Mound, Sr.





Humble Kingwood - 2005 Conference 5A Baseball Champions

1B-Nathan Castaneda, Corpus Christi Moody, Jr.  
 2B-Brandon Meleski, Spring, Sr.  
 3B-Bubba Jones, Lewisville Flower Mound, Sr.  
 SS-Diego Salas, Corpus Christi Moody, Sr.  
 OF-Alfred Joseph, Corpus Christi Moody, Sr.  
 OF-Jason Rodriguez, Corpus Christi Moody\*, Jr.  
 OF-Jeremy Saucedo, Corpus Christi Moody, Sr.  
 DH-Braxton Watson, Spring, Sr.

#### 4A

Semifinals  
 Denton Ryan 5, Cleburne 4  
 Boerne 4, Port Neches-Groves 0

Championship  
 Boerne 5, Denton Ryan 1

All-Tournament  
 P-Bradley Suttle, Boerne, Jr.  
 C-Ray Martinez, Boerne, Jr.  
 1B-Taylor Spalla, Boerne, Jr.  
 2B-David Macias, Denton Ryan, Sr.  
 3B-Joseph Oleksak, Cleburne, Sr.  
 SS-Austin Knight, Denton Ryan, So.  
 OF-Reece Guidry, Port Neches-Groves, Sr.  
 OF-Austin Jackson, Denton Ryan, Jr.  
 OF-Kevin Rawls, Boerne, Sr.  
 DH-Russell Moldenhauer, Boerne, So.

#### 3A

Semifinals  
 Forney 5, Perryton 2  
 La Grange 11, Llano 0 (5)

Championship  
 La Grange 10, Forney 4

All-Tournament  
 P-Homer Bailey, La Grange\*, Sr.  
 C-Lance Schramm, La Grange, Sr.  
 1B-Preston King, Forney, Sr.  
 2B-Kelly Flanery, Forney, Jr.  
 3B-Andrew Franke, La Grange, Jr.  
 SS-Chance Corgan, Forney, Sr.

OF-Chase Anderle, La Grange, Sr.  
 OF-Coy Davis, Forney, Sr.  
 OF-Chris Neiser, La Grange, Sr.  
 DH-Reece Creswell, Perryton, Sr.

#### 2A

Semifinals  
 Nacogdoches Central Heights 9, Holliday 3  
 Ponder 3, Jarrell 0

Championship  
 Nacogdoches Central Heights 4, Ponder 1

All-Tournament  
 P-Russ Fornea, Nacogdoches Central Heights\*, Sr.  
 C-Brice Burns, Nacogdoches Central Heights, Sr.  
 1B-Chad Wood, Nacogdoches Central Heights, Jr.  
 2B-Marshall Corley, Nacogdoches Central Heights, Jr.  
 3B-Ryan Scott, Nacogdoches Central Heights, Sr.  
 SS-Rustin Scott, Nacogdoches Central Heights, So.  
 OF-Justin Harris, Ponder, Jr.  
 OF-Michael Kirk, Nacogdoches Central Heights, Sr.  
 OF-Justin Whitaker, Nacogdoches Central Heights, Jr.  
 DH-Zach Stewart, Holliday, Jr.

#### 1A

Semifinals  
 Follett 1, Pineland West Sabine 0  
 Shiner 8, Maud 7

Championship  
 Shiner 13, Follett 3 (5)

All-Tournament  
 P-Scott Shimek, Shiner, Jr.  
 C-Brady Strauss, Shiner, Sr.  
 1B-Garet Pustka, Shiner, Sr.  
 2B-Jared Boedeker, Shiner, Jr.  
 3B-Russell Boothe, Shiner, So.  
 SS-Cody Freeman, Follett, Sr.  
 OF-Chris Baer, Shiner\*, Jr.  
 OF-Skylar Gensman, Follett, Jr.  
 OF-Chase O'Connor, Shiner, Jr.  
 DH-Ryan Kloesel, Shiner, So.

#### 2003 (June 4-7)

#### Dell Diamond, Round Rock (5A) Disch-Faulk Field (UT), Austin (1A-4A)

##### 5A

###### Semifinals

Fort Bend Elkins 13, Lewisville Flower Mound 3 (6)  
 Round Rock 2, Corpus Christi Moody 0

###### Championship

Fort Bend Elkins 5, Round Rock 4

###### All-Tournament

P-Matt Nachreiner, Round Rock, Sr.  
 C-Grant Taylor, Fort Bend Elkins, Jr.  
 1B-Chance Wheelless, Round Rock, Sr.  
 2B-Chad Huffman, Fort Bend Elkins, Sr.  
 3B-Matt Carpenter, Fort Bend Elkins, Jr.  
 SS-Will Carpenter, Fort Bend Elkins, Jr.  
 OF-Spencer Jackson, Fort Bend Elkins\*, Jr.  
 OF-Eric Taylor, Lewisville Flower Mound, Sr.  
 OF-Reed Woytek, Round Rock, So.  
 DH-Luis Flores, Corpus Christi Moody, Jr.

##### 4A

###### Semifinals

Denton Ryan 3, Corpus Christi Calallen 1  
 Waco Midway 4, Brenham 2

###### Championship

Waco Midway 3, Denton Ryan 1

###### All-Tournament

P-Greg Johnson, Waco Midway\*, Sr.  
 C-Matt Czimskey, Waco Midway, Sr.  
 1B-Blake Tully, Waco Midway, Sr.  
 2B-Kyle Moore, Denton Ryan, Sr.  
 3B-Neil Christian, Waco Midway, Sr.  
 SS-Ryan Lormand, Waco Midway, Jr.  
 OF-Austin Jackson, Denton Ryan, So.  
 OF-Matt Lacy, Waco Midway, Sr.  
 OF-Jeff Quillin, Corpus Christi Calallen, Sr.  
 DH-Chad Schwarze, Brenham, Sr.

##### 3A

###### Semifinals

Sinton 4, Canyon 3 (10)  
 Lorena 4, Daingerfield 3

###### Championship

Lorena 3, Sinton 2 (8)

###### All-Tournament

P-Adrian Alaniz, Sinton, Sr.  
 C-Demie Davila, Sinton, Jr.  
 1B-Michael Crabtree, Canyon, Sr.  
 2B-Chance Schmidt, Sinton, Sr.  
 3B-Jake Weghorst, Lorena, Sr.  
 SS-Ben Booker, Lorena, So.  
 OF-Jared Freeman, Daingerfield, Sr.  
 OF-Jake Mitchell, Lorena, Jr.  
 OF-Julian Ruiz, Sinton, Sr.  
 DH-Adam Hornung, Lorena\*, So.

##### 2A

###### Semifinals

Holliday 3, Crawford 0  
 Weimar 9, Big Sandy Harmony 1

###### Championship

Weimar 9, Holliday 0

###### All-Tournament

P-Luke Prihoda, Weimar\*, Sr.  
 C-Stuart Antosh, Weimar, Sr.  
 1B-Jack Janecka, Weimar, Sr.





2B-Kyle Mueller, Weimar, Jr.  
3B-Johnny Hadash, Weimar, Sr.  
SS-Chase Sadler, Big Sandy Harmony, Sr.  
OF-Sam Muras, Weimar, Sr.  
OF-Blake Nixon, Holliday, Sr.  
OF-Jason Syrinek, Weimar, Sr.  
DH-Barrett Meysenbourg, Weimar, Sr.

**1A**

Semifinals  
D'Hanis 6, Windthorst 5  
Colmesneil 9, Hamlin 5  
Championship  
Colmesneil 5, D'Hanis 0 (8)

All-Tournament  
P-Chad Coggins, Colmesneil\*, Sr.  
C-Hunter Mann, Colmesneil, Jr.  
1B-Keith McCorkle, Windthorst, Sr.  
2B-Daniel Cady, Colmesneil, Sr.  
3B-Jeffrey Terrell, Hamlin, Sr.  
SS-Derek Marshall, Colmesneil, Sr.  
OF-Josh Falcon, Colmesneil, Sr.  
OF-Kevin Hoff, Windthorst, So.  
OF-Brandon Weimers, D'Hanis, Sr.  
DH-Meliton Borrego, D'Hanis, Jr.

**2002 (June 5-8)**  
**Dell Diamond, Round Rock (2A, 4A-5A)**  
**Disch-Faulk Field (UT), Austin (1A, 3A)**

**5A**

Semifinals  
Austin Bowie 8, Duncanville 3  
Fort Bend Elkins 6, Round Rock Westwood 1  
Championship  
Fort Bend Elkins 11, Austin Bowie 4  
All-Tournament  
P-Terry Killion, Austin Bowie, Sr.  
C-Bill Mitchell, Round Rock Westwood, Jr.  
1B-James Loney, Fort Bend Elkins, Sr.  
2B-Chad Huffman, Fort Bend Elkins, Jr.  
3B-Tony Chavez, Austin Bowie, Sr.  
SS-David Leatherwood, Fort Bend Elkins, Sr.  
OF-Brent Clevlen, Round Rock Westwood, Sr.  
OF-Peter Ives, Fort Bend Elkins, Sr.  
OF-Wardell Staring, Fort Bend Elkins\*, Sr.  
DH-Matt Carpenter, Fort Bend Elkins, So.

**4A**

Semifinals  
Southlake Carroll 6, Houston Forest Brook 2  
Corpus Christi Calallen 2, Dallas Highland Park 1  
Championship  
Southlake Carroll 11, Corpus Christi Calallen 4  
All-Tournament  
P-Charles Benoit, Southlake Carroll, Jr.  
C-Jeff Quillin, Corpus Christi Calallen, Jr.  
1B-Scott Thorne, Southlake Carroll, Jr.  
2B-Justin Bell, Southlake Carroll, Jr.  
3B-J. Williams, Southlake Carroll, Sr.  
SS-Jeremy Bell, Southlake Carroll, Sr.  
OF-Jordan Chambliss, Corpus Christi Calallen, So.  
OF-Joseph Hicks, Houston Forest Brook, Sr.  
OF-Tre Sellari, Southlake Carroll\*, Jr.  
DH-Kyle Young, Southlake Carroll, Sr.

**3A**

Semifinals  
Sinton 4, Abilene Wylie 1  
Forney 3, Lorena 2 (9)  
Championship  
Sinton 5, Forney 0  
All-Tournament  
P-Adrian Alaniz, Sinton, Jr.  
C-Josh Moreno, Sinton, Sr.  
1B-Omar Gutierrez, Sinton, Jr.  
2B-T.J. Gilmer, Forney, Sr.  
3B-Taylor Edwards, Sinton, Sr.  
SS-Jason Adams, Sinton\*, Jr.  
OF-Brad Blanchard, Lorena, Sr.  
OF-Byron Milligan, Forney, Sr.  
OF-Julian Ruiz, Sinton, Jr.  
DH-Zack Segovia, Forney, Sr.

**2A**

Semifinals  
Holliday 2, Jewett Leon 1  
Celina 6, Weimar 5  
Championship  
Celina 7, Holliday 5  
All-Tournament  
P-Blake Nixon, Holliday, Jr.  
C-Adam Harvey, Celina\*, Sr.  
1B-Cody Clearman, Celina, Sr.  
2B-Ryan Conner, Celina, Sr.  
3B-Johnny Hadash, Weimar, Jr.  
SS-Heath Herron, Celina, So.  
OF-Blake Drumm, Holliday, Sr.  
OF-Matt Hooker, Celina, Sr.  
OF-Blake Mitchell, Holliday, Jr.  
DH-Brian Babbit, Celina, Sr.

**1A**

Semifinals  
McLeod 12, Valley Mills 5  
Shiner 12, Windthorst 4  
Championship  
Shiner 5, McLeod 3  
All-Tournament  
P-Garet Pustka, Shiner\*, So.  
C-Chris Baer, Shiner, Fr.  
1B-Brady Strauss, Shiner, So.  
2B-Justin Endsley, McLeod, Sr.  
3B-Jason Beasley, McLeod, Jr.  
SS-Josh Louis, Valley Mills, Jr.  
OF-Jared Boedecker, Shiner, Fr.  
OF-Marcus Lopez, Shiner, So.  
OF-Chad Schreiber, Windthorst, Jr.  
DH-Adam Dawson, Shiner, Sr.

**2001 (June 7-9)**  
**Dell Diamond, Round Rock (1A, 3A, 5A)**  
**Disch-Faulk Field (UT), Austin (2A, 4A)**

**5A**

Semifinals  
Midland 8, Klein 6  
Austin 6, Fort Bend Elkins 5  
Championship  
Midland 4, Austin 2  
All-Tournament  
P-Jayson Nix, Midland, Sr.  
C-Madison Edwards, Midland, Sr.

1B-James Loney, Fort Bend Elkins, Jr.  
2B-Greg Warren, Austin, Jr.  
3B-Rob Bacak, Austin, Jr.  
SS-Nolan Mast, Austin, Sr.  
OF-Michael Forrest, Midland, Sr.  
OF-Matt Goebel, Austin, Jr.  
OF-James Gripp, Midland, Jr.  
DH-Daniel Stovall, Midland, So.

**4A**

Semifinals  
Fort Worth Western Hills 7, Comal Smithson Valley 5  
Carthage 7, Cedar Park 0  
Championship  
Fort Worth Western Hills 12, Carthage 7  
All-Tournament  
P-Chase Bassham, Fort Worth Western Hills, Sr.  
C-Nathan Bennett, Carthage, Sr.  
1B-Jordan Hutyra, Fort Worth Western Hills, Sr.  
2B-Jordan Neuman, Fort Worth Western Hills, Sr.  
3B-Tyler Tarjick, Carthage, Jr.  
SS-Micah Cockrell, Carthage, Sr.  
OF-Ryan Beyer, Comal Smithson Valley, Sr.  
OF-Jorge Rubio, Fort Worth Western Hills, Sr.  
OF-Matt Soape, Carthage, Sr.  
DH-Ryne Tacker, Fort Worth Western Hills, Jr.

**3A**

Semifinals  
Forney 4, Elgin 1  
La Grange 7, Iowa Park 1  
Championship  
La Grange 4, Forney 3  
All-Tournament  
P-Homer Bailey, La Grange, Fr.  
C-Jarod Hickle, La Grange, Sr.  
1B-Layne Schramm, La Grange, Jr.  
2B-TJ Gilmer, Forney, Jr.  
3B-Matthew Miller, La Grange, Sr.  
SS-Joshua Sulik, La Grange, Jr.  
OF-Seth Anderle, La Grange, Jr.  
OF-Brandon Marx, Elgin, Sr.  
OF-Derek Tillison, Forney, Sr.  
DH-Zack Segovia, Forney, Jr.

**2A**

Semifinals  
Weimar 3, Holliday 0  
Elysian Fields 3, Gunter 2  
Championship  
Weimar 6, Elysian Fields 5  
All-Tournament  
P-Don Levinski, Weimar, Sr.  
C-Jason Long, Weimar, Sr.  
1B-Jake Lewis, Gunter, Sr.  
2B-Dusty Woodley, Elysian Fields, Sr.  
3B-Jonathan Hadash, Weimar, So.  
SS-Josh Tiller, Elysian Fields, Sr.  
OF-Clint Arrendell, Elysian Fields, Jr.  
OF-Adam Banse, Weimar, Sr.  
OF-Aderian Williams, Weimar, Sr.  
DH-Casey Berger, Weimar, Sr.

**1A**

Semifinals  
Brock 1, Miles 0  
Bremont 5, Beckville 2



**Championship**

Bremond 4, Brock 2

**All-Tournament**

P-Brad Crawford, Brock, Fr.  
C-Ryan Weaver, Beckville, Jr.  
1B-Alex Swick, Bremond, Sr.  
2B-Kyle Clark, Brock, Sr.  
3B-Blake Burnett, Bremond, So.  
SS-Matt Yanowski, Bremond, Sr.  
OF-Brady Deaver, Brock, So.  
OF-Gary Nolan, Bremond, Jr.  
OF-Chris Turnage, Beckville, Jr.  
DH-Robert Antis, Bremond, Sr.

**2000 (June 8-9)**

**Dell Diamond, Round Rock (2A, 4A-5A)  
Disch-Faulk Field (UT), Austin (3A)  
Burger Stadium, Austin (1A)**

**5A**

**Semifinals**

Corpus Christi Moody 6, Fort Bend Elkins 1  
Conroe The Woodlands 11, Duncanville 1 (6)

**Championship**

Conroe The Woodlands 3, Corpus Christi Moody 2

**All-Tournament**

P-Wes Smiley, Conroe The Woodlands, Sr.  
C-Mike Kipper, Conroe The Woodlands, Jr.  
1B-Vincent Sinisi, Conroe The Woodlands, Sr.  
2B-Lewis Mickley, Fort Bend Elkins, Sr.  
3B-James Trevino, Corpus Christi Moody, Sr.  
SS-Aaron Cook, Conroe The Woodlands, Fr.  
OF-Jared Cooper, Corpus Christi Moody, Sr.  
OF-Jon Hemsley, Conroe The Woodlands, Sr.  
OF-Orlando Rodriguez, Corpus Christi Moody, Sr.  
UTIL-Justin Darr, Conroe The Woodlands, So.  
UTIL-Gene Flores, Corpus Christi Moody, Sr.

**4A**

**Semifinals**

Port Neches-Groves 3, Fort Worth Arlington Heights 2  
Corpus Christi Calallen 10, El Paso Riverside 0 (6)

**Championship**

Corpus Christi Calallen 8, Port Neches-Groves 6 (9)

**All-Tournament**

P-Dwayne Wagnon, Corpus Christi Calallen, Sr.  
C-Bo Wortham, Port Neches-Groves, Sr.  
1B-Jon Ross Hirschfield, Corpus Christi Calallen, Sr.  
2B-Ryan Fitzgerald, Fort Worth Arlington Heights, Sr.  
3B-Chase Richards, Port Neches-Groves, Jr.  
SS-Brandon Wittner, Corpus Christi Calallen, Sr.  
OF-Sam Gordon, Corpus Christi Calallen, Sr.  
OF-Derek Ruschhaupt, Corpus Christi Calallen, Sr.  
OF-Joe Villareal, El Paso Riverside, Jr.  
UTIL-Kyle Stutes, Port Neches-Groves, Sr.

**3A**

**Semifinals**

Yoakum 6, Robinson 2  
China Spring 2, Forney 1

**Championship**

China Spring 4, Yoakum 1

**All-Tournament**

P-Josh Lessman, China Spring, Jr.  
C-Trent Goree, China Spring, Jr.  
1B-Jamie Bazan, Yoakum, Sr.  
2B-Randy Boone, Yoakum, Fr.

3B-Joe Davila, Robinson, Jr.  
SS-Shawn Bell, China Spring, So.  
OF-Brandon Garrett, China Spring, Jr.  
OF-Zac Kennedy, Yoakum, Sr.  
OF-Jared Talbert, China Spring, Sr.  
UTIL-Zack Segovia, Forney, So.

OF-Chris Kitchens, Cross Plains, Jr.  
UTIL-Cody Holmes, Evadale, Jr.



Evadale - 2000 Conference 1A Baseball Champions

**2A**

**Semifinals**

Weimar 4, Coahoma 1  
Colmesneil 3, Gunter 2

**Championship**

Weimar 7, Colmesneil 1

**All-Tournament**

P-Anthony Nafegar, Weimar, Jr.  
C-Andrew Kasperek, Weimar, Sr.  
1B-Travis McMillan, Coahoma, Jr.  
2B-Aaron Pickens, Colmesneil, Sr.  
3B-Jason Long, Weimar, Jr.  
SS-Clay Clearman, Gunter, Sr.  
OF-Blake Heger, Weimar, Sr.  
OF-Don Levinski, Weimar, Jr.  
OF-Eric Pecina, Gunter, Jr.  
UTIL-Rodric Douglas, Colmesneil, Sr.

**1A**

**Semifinals**

Cross Plains 9, Blue Ridge 4  
Evadale 5, Bosqueville 3

**Championship**

Evadale 11, Cross Plains 10

**All-Tournament**

P-Mark Wills, Evadale, Sr.  
C-Daniel Williams, Evadale, Sr.  
1B-Nathaniel Drake, Evadale, Sr.  
2B-Tony Beggs, Cross Plains, So.  
3B-Jonathan Sylvester, Evadale, Jr.  
SS-Coby Richards, Cross Plains, Sr.  
OF-Scott Aleman, Bosqueville, Sr.  
OF-Trey Clark, Evadale, Jr.

**1999 (June 10-11)**

**Disch-Faulk Field (UT), Austin (4A-5A)  
Nelson Stadium, Austin (3A)  
Burger Stadium, Austin (1A-2A)**

**5A**

**Semifinals**

Houston Bellaire 14, Austin Westlake 9  
Duncanville 2, Laredo Alexander 0

**Championship**

Houston Bellaire 13, Duncanville 2 (5)

**All-Tournament**

P-Joe Gonzales, Houston Bellaire, Sr.  
P-Raul Quiroz, Laredo Alexander, Sr.  
P-Justin Simmons, Duncanville, Jr.  
C-James Sweeney, Houston Bellaire, Sr.  
1B-Stephen Ripper, Houston Bellaire, Jr.  
2B-Adam Winger, Austin Westlake, Jr.  
3B-Cory Covert, Austin Westlake, Sr.  
SS-Enrique Cruz, Houston Bellaire, Jr.  
OF-Kyle Smith, Houston Bellaire, Sr.  
OF-Marcus Smith, Houston Bellaire, Sr.  
OF-Brett Winn, Austin Westlake, Sr.  
DH-Steven Ponder, Austin Westlake, Sr.  
UTIL-Adam Laird, Houston Bellaire, So.

**4A**

**Semifinals**

Andrews 4, Brenham 3  
Corpus Christi Calallen 5, Waxahachie 1

**Championship**

Andrews 4, Corpus Christi Calallen 3 (8)

**All-Tournament**

P-Shane Menn, Corpus Christi Calallen, Sr.



P-Chris Trevino, Andrews, Sr.  
C-Clint Miller, Corpus Christi Calallen, Jr.  
1B-Ed Armstrong, Corpus Christi Calallen, Sr.  
2B-Geraldo Bueno, Andrews, Sr.  
3B-Zip Drain, Waxahachie, Jr.  
SS-Shaud Williams, Andrews, Sr.  
OF-James Edwards, Corpus Christi Calallen, Sr.  
OF-Mike Hudgens, Andrews, Sr.  
OF-Steve Kemper, Brenham, Sr.  
DH-Brandon Long, Corpus Christi Calallen, Sr.  
UTIL-Justin Rougeau, Corpus Christi Calallen, Sr.

**3A**

Semifinals

West 9, Forney 6 (8)

Liberty 6, Sinton 1

Championship

West 9, Liberty 7

All-Tournament

P-Robert Croll, West, Jr.

P-J.R. Pickens, Liberty, Sr.

C-Geoff Pilcher, Liberty, Sr.

1B-Brad Ferguson, West, Fr.

2B-Jesse Pennington, Liberty, Fr.

3B-Josh Sullivan, Liberty, Sr.

SS-Nathan Blackwelder, Liberty, Sr.

OF-Matt Biles, West, Jr.

OF-T.J. Gilmer, Forney, Fr.

OF-Tanner Holecek, West, Sr.

DH-Branden Bonge, West, Sr.

UTIL-Chuck LeCroy, Forney, Jr.

**2A**

Semifinals

Cooper 4, Coahoma 1

Kingsville Academy 3, Rosebud-Lott 0

Championship

Cooper 8, Kingsville Academy 7

All-Tournament

P-Juan Renteria, Kingsville Academy, Sr.

P-Brandon Shaw, Cooper, Sr.

C-Frank Martinez, Kingsville Academy, Sr.

1B-Richard Garcia, Kingsville Academy, Jr.

2B-Danny Wall, Cooper, Jr.

3B-Oscar Rodriguez, Kingsville Academy, Sr.

SS-Drew Conley, Cooper, So.

OF-Eric Medrano, Rosebud-Lott, Sr.

OF-Benton Randle, Cooper, So.

OF-Ryan Trapp, Cooper, Fr.

DH-Billie Mayberry, Cooper, Jr.

UTIL-Delvin White, Coahoma, Jr.

**1A**

Semifinals

Collinsville 6, Fayetteville 3 (10)

Cross Plains 5, High Island 4

Championship

Collinsville 6, Cross Plains 5

All-Tournament

P-Jake Melton, Collinsville, Sr.

P-Josh Vitek, Fayetteville, Sr.

C-Darren Wolf, Collinsville, Sr.


1B-Derrick Wolf, Collinsville, Sr.

2B-Gage Davis, Collinsville, Jr.

3B-Jody Pancake, Cross Plains, Jr.

SS-Chris Ford, Collinsville, Jr.

OF-Jacob Kent, High Island, So.



Anthony Abrameit - Thrall (1998)

OF-Rodney King, Fayetteville, Jr.

OF-L.D. Whitehead, Cross Plains, So.

DH-Joseph Dillard, Cross Plains, Fr.

UTIL-Bo Neichoy, High Island, Sr.

**1998 (June 11-12)**

**Disch-Faulk Field (UT), Austin (4A-5A)**

**Nelson Stadium, Austin (3A)**

**Burger Stadium, Austin (1A-2A)**

**5A**

Semifinals

Fort Bend Elkins 6, Duncanville 1

Klein 10, Austin Westlake 1

Championship

Klein 2, Fort Bend Elkins 0

All-Tournament

P-Mark Davis, Klein, Jr.

C-Tony Caridi, Klein, Sr.

1B-Scott Huffman, Fort Bend Elkins, Sr.

2B-Gary Jackson, Klein, Sr.

3B-Tyrone Norgan, Duncanville, Sr.

SS-Nolan Leinweber, Klein, Sr.

OF-John Fernandez, Klein, Jr.

OF-Ralph Hamilton, Klein, Jr.

OF-Jeff Reed, Fort Bend Elkins, Sr.

DH-Chris George, Klein, Sr.

**4A**

Semifinals

Dallas Highland Park 7, Fort Worth Arlington Heights 0

Corpus Christi Calallen 10, Nederland 9

Championship

Dallas Highland Park 5, Corpus Christi Calallen 2

All-Tournament

P-Chris Young, Dallas Highland Park, Sr.

C-Shane Menn, Corpus Christi Calallen, Jr.

1B-Michael Matthews, Dallas Highland Park, Sr.

2B-James Garner, Corpus Christi Calallen, Jr.

3B-John Klein, Dallas Highland Park, Jr.

SS-Tobin Swope, Dallas Highland Park, Jr.

OF-Greg Bratton, Dallas Highland Park, Sr.

OF-Casey Doran, Corpus Christi Calallen, Sr.

OF-Barret Kingsriter, Dallas Highland Park, Sr.

DH-Andy Holder, Nederland, Sr.

**3A**

Semifinals

Atlanta 2, Hallettsville 1

Dripping Springs 5, Iowa Park 4 (8)

Championship

Atlanta 7, Dripping Springs 4

All-Tournament

P-Keith Whatley, Atlanta, Sr.

C-Matt Endsley, Atlanta, Sr.

1B-Greg Fouche, Atlanta, Jr.

2B-Dustin Kirkland, Atlanta, Jr.

3B-Shay Favors, Dripping Springs, Jr.

SS-Aaron Fredrickson, Dripping Springs, Sr.

OF-Decori Birmingham, Atlanta, Fr.

OF-Rhett Eickenloff, Dripping Springs, Jr.

OF-Scotty Mitchell, Iowa Park, So.

DH-Zack Watkins, Dripping Springs, Sr.

**2A**

Semifinals

Rosebud-Lott 3, Coahoma 1

Gunter 12, Hutto 0 (5)

Championship

Gunter 7, Rosebud-Lott 0

All-Tournament

P-John Joiner, Gunter, Sr.

C-Steven Marek, Rosebud-Lott, Jr.

1B-Peter Useton, Gunter, So.

2B-Tomas Torres, Gunter, Sr.

3B-Sergio Falcon, Gunter, Sr.

SS-Matt Luedke, Rosebud-Lott, Jr.

OF-T.J. Green, Coahoma, Sr.

OF-Dustin Hunter, Gunter, Sr.

OF-Corey Streetman, Gunter, Sr.

DH-Paul Pacina, Gunter, Sr.

**1A**

Semifinals

Collinsville 6, Rotan 2

Thrall 7, Corsicana Mildred 0

Championship

Thrall 10, Collinsville 3

All-Tournament

P-Anthony Abrameit, Thrall, Jr.

C-Darren Wolf, Collinsville, Jr.

1B-Derek Wolf, Collinsville, Jr.

2B-Kiley Smith, Thrall, Fr.

3B-Matt Jordan, Thrall, Sr.

SS-Ryan Sladek, Thrall, Sr.

OF-Lucas Mikulencak, Thrall, Sr.

OF-Zac OIH-am, Rotan, Jr.

OF-Jared Pick, Thrall, So.

DH-Byron Kennedy, Rotan, So.





**1997 (June 5-6)**  
**Disch-Faulk Field (UT), Austin (4A-5A)**  
**Nelson Stadium, Austin (3A)**  
**Burger Stadium, Austin (1A-2A)**

**5A**

Semifinals

Lubbock Monterey 4, Fort Bend Clements 1  
 Round Rock 10 Corpus Christi Moody 0 (5)

Championship

Round Rock 7, Lubbock Monterey 1

All-Tournament

P-Brian Gordon, Round Rock, Sr.  
 C-Jeff Ontiveros, Round Rock, Jr.  
 1B-Ryan Langerhans, Round Rock, Jr.  
 2B-Cooper Vittitow, Lubbock Monterey, Jr.  
 3B-Dusty Buck, Lubbock Monterey, So.  
 SS-James Shaw, Round Rock, Sr.  
 OF-Patrick Garcia, Lubbock Monterey, Sr.  
 OF-Travis Sheets, Round Rock, Sr.  
 OF-Todd Spradlin, Round Rock, Sr.  
 DH-Chad Casey, Sugar Land Clements, Sr.

**4A**

Semifinals

Fort Worth Boswell 7, Nederland 3 (8)  
 Dallas Highland Park 13, Austin McCallum 5

Championship

Fort Worth Boswell 3, Dallas Highland Park 0

All-Tournament

P-Bart Hall, Fort Worth Boswell, Sr.  
 C-Kyle Densmore, Fort Worth Boswell, Sr.  
 1B-Mike Matthews, Dallas Highland Park, Jr.  
 2B-Soloman Heredia, Fort Worth Boswell, So.  
 3B-Matt Belisle, Austin McCallum, Jr.  
 SS-Trey Edgars, Fort Worth Boswell, Sr.  
 OF-Reed Artin, Fort Worth Boswell, Jr.  
 OF-Abraham Lincoln, Fort Worth Boswell, Jr.  
 OF-Eric Whited, Austin McCallum, Sr.  
 DH-Tobin Swope, Dallas Highland Park, So.

**3A**

Semifinals

Hallettsville 9, Lake Dallas 7  
 Castroville Medina Valley 4, Abilene Wylie 0

Championship

Hallettsville 6, Castroville Medina Valley 3

All-Tournament

P-Clint Appelt, Hallettsville, Sr.  
 C-Robert Solis, Castroville Medina Valley, Sr.  
 1B-Eric Bludau, Hallettsville, Sr.  
 2B-Barron Janak, Hallettsville, Sr.  
 3B-Brad Dusek, Hallettsville, Jr.  
 SS-Randall Wagner, Hallettsville, Sr.  
 OF-Curtis Brawley, Castroville Medina Valley, Sr.  
 OF-Nathan Haas, Hallettsville, Sr.  
 OF-Matt Kloske, Lake Dallas, So.  
 DH-Danny Saucedo, Castroville Medina Valley, Sr.

**2A**

Semifinals

Alto 5, Coahoma 2  
 Weimar 12, Gunter 6

Championship

Weimar 9, Alto 2

All-Tournament

P-Pat Colon, Weimar, Sr.  
 C-Lance Heger, Weimar, Jr.

1B-Josh Prihoda, Weimar, Sr.  
 2B-Lee Mueller, Weimar, So.  
 3B-Jeff Duplichain, Alto, Sr.  
 SS-Matt Kutac, Weimar, Jr.  
 OF-Jared Barton, Weimar, Sr.  
 OF-Bobby Grohmann, Weimar, Sr.  
 OF-Stancy Skinner, Alto, Sr.  
 DH-Miguel Heredia, Alto, Jr.

**1A**

Semifinals

Fayetteville 11, Claude 1 (5)  
 Spurger 4, Maud 3

Championship

Fayetteville 6, Spurger 2 (9)

All-Tournament

P-Josh Vitek, Fayetteville, So.  
 C-Marcus McCabe, Spurger, Jr.  
 1B-Ryan Frerichs, Fayetteville, Sr.  
 2B-Michael Davis, Fayetteville, Sr.  
 3B-Evan Alford, Fayetteville, Fr.  
 SS-Daniel Schley, Fayetteville, Sr.  
 OF-Cory Jeansonne, Spurger, Jr.  
 OF-Brian Krenek, Fayetteville, Jr.  
 OF-Tommy McIntosh, Maud, Sr.  
 DH-Justin McCabe, Spurger, Sr.

**1996 (June 6-7)**  
**Disch-Faulk Field (UT), Austin (4A-5A)**  
**Nelson Stadium, Austin (3A)**  
**Burger Stadium, Austin (1A-2A)**

**5A**

Semifinals

Klein Oak 10, Eagle Pass 0 (6)  
 Lubbock Monterey 4, League City Clear Creek 3

Championship

Lubbock Monterey 5, Klein Oak 4

All-Tournament

P-Trey Hodges, Klein Oak, Sr.  
 P-Mike Martinez, Lubbock Monterey, Sr.  
 C-Joe O'Jibway, Lubbock Monterey, Sr.  
 1B-Stephen Brennan, Klein Oak, Jr.  
 2B-Travis Syfert, League City Clear Creek, So.  
 3B-Matt Colerick, Klein Oak, Sr.  
 SS-Dusty Hart, Lubbock Monterey, Sr.  
 OF-Jeff Horn, Lubbock Monterey, Sr.  
 OF-Matt Pavlich, Klein Oak, Jr.  
 OF-Bodie Simpson, Lubbock Monterey, Sr.  
 DH-Chris Pice, Klein Oak, Sr.

**4A**

Semifinals

Little Cypress-Mauriceville 5, Southlake Carroll 2  
 FW Arlington Heights 7, Corpus Christi Calallen 6

Championship

FW Arlington Heights 14, Little Cypress-Mauriceville 0 (5)

All-Tournament

P-Beau Hale, Little Cypress-Mauriceville, Jr.  
 C-Jarrett Erwin, Corpus Christi Calallen, Jr.  
 1B-Mark Austry, FW Arlington Heights, Sr.  
 2B-Woody Chambers, Corpus Christi Calallen, Jr.  
 3B-Aaron Sisk, FW Arlington Heights, Jr.  
 SS-Mason Carter, FW Arlington Heights, Sr.  
 OF-Matthew DeBlanc, Little Cypress-Mauriceville, Sr.  
 OF-Charlie Nichols, Little Cypress-Mauriceville, Sr.  
 OF-Darren Wood, FW Arlington Heights, Sr.

DH-Kevin Mitchell, Corpus Christi Calallen, Jr.

**3A**

Semifinals

Graham 10, Mineola 0  
 Crockett 3, Dripping Springs 2

Championship

Crockett 8, Graham 6

All-Tournament

P-Kendall Rhodes, Crockett, Sr.  
 C-Bradley Wells, Dripping Springs, Sr.  
 1B-Marshall Stephens, Crockett, Jr.  
 2B-John Nutt, Mineola, Sr.  
 3B-Trey Nicholson, Graham, So.  
 SS-Will Driskell, Crockett, Jr.  
 OF-Lance Cauthen, Graham, Sr.  
 OF-Kyle Jones, Graham, Sr.  
 OF-Julouis Lockhart, Crockett, Jr.  
 DH-Tom Labbe, Graham, Jr.

**2A**

Semifinals

Gilmer Harmony 6, De Leon 5 (8)  
 Weimar 3, Pilot Point 1

Championship

Weimar 8, Gilmer Harmony 0

All-Tournament

P-Patrick Colon, Weimar, Jr.  
 C-Lance Heger, Weimar, So.  
 1B-Josh Prihoda, Weimar, Jr.  
 2B-David Howard, Gilmer Harmony, Sr.  
 3B-Chris Richards, De Leon, Sr.  
 SS-Robert Sainz, Weimar, Sr.  
 OF-Jared Barton, Weimar, Jr.  
 OF-Billy Phillips, Gilmer Harmony, Jr.  
 OF-Kris Sipe, Pilot Point, Sr.  
 DH-Andy Ness, Pilot Point, Sr.

**1A**

Semifinals

Spurger 2, Gorman 1  
 Thorndale 5, Maud 0

Championship

Thorndale 7, Spurger 5

All-Tournament

P-Eric Hinistroza, Thorndale, Jr.  
 C-Jason Spurlock, Spurger, Sr.  
 1B-Nick Merz, Thorndale, Sr.  
 2B-Donald Majors, Gorman, Sr.  
 3B-Justin Simank, Thorndale, Sr.  
 SS-Jason Simank, Thorndale, Sr.  
 OF-Tom Bynum, Gorman, Sr.  
 OF-Marcus McCabe, Spurger, So.  
 OF-Twone Simmons, Thorndale, Jr.  
 DH-Michael Hatton, Spurger, Sr.

**1995 (June 8-9)**  
**Disch-Faulk Field (UT), Austin (4A-5A)**  
**Nelson Stadium, Austin (3A)**  
**Burger Stadium, Austin (1A-2A)**

**5A**

Semifinals

Fort Bend Elkins 11, Corpus Christi Moody 6  
 Lubbock Coronado 4, Grand Prairie 1

Championship

Fort Bend Elkins 6, Lubbock Coronado 0

### All-Tournament

P-Brad Ralston, Lubbock Coronado, Sr.  
 C-Benji Wooten, Fort Bend Elkins, Sr.  
 1B-Kerry Wood, Grand Prairie, Sr.  
 1B-Royce Huffman, Fort Bend Elkins, Sr.  
 2B-Eric Nelson, Fort Bend Elkins, Sr.  
 3B-Mike Peterson, Fort Bend Elkins, Sr.  
 SS-Steven Truitt, Fort Bend Elkins, Sr.  
 OF-Josh Ellis, Fort Bend Elkins, Sr.  
 OF-Jim McCulley, Lubbock Coronado, Sr.  
 OF-Mike Scarborough, Fort Bend Elkins, Sr.  
 DH-Ricky Hernandez, Corpus Christi Moody, Sr.

1B-Mark Kelnar, Hallettsville, Sr.  
 2B-Pat Carter, Luling, Sr.  
 3B-John Holcomb, Luling, Sr.  
 SS-Jeff Appelt, Hallettsville, So.  
 OF-Eric Kalmus, Hallettsville, Sr.  
 OF-Leonard Oerkins, Hallettsville, Sr.  
 OF-Justin Thompson, Hallettsville, Sr.  
 DH-Gilbert Ricarte, Luling, Sr.

### 2A

#### Semifinals

East Bernard 10, Coahoma 3



Hallettsville - 1995 Conference 3A Baseball Champions

### 4A

#### Semifinals

Coppell 9, Nederland 4  
 Lamesa 1, Corpus Christi Calallen 0

#### Championship

Coppell 12, Lamesa 2 (6)

#### All-Tournament

P-Josh Teare, Coppell, Jr.  
 C-Sean Smith, Coppell, Jr.  
 1B-Alvin Cantu, Lamesa, Sr.  
 2B-Josh Florence, Coppell, Sr.  
 3B-Nathan Pannell, Coppell, So.  
 SS-Brent Klostermann, Corpus Christi Calallen, Sr.  
 OF-Rudy Fernandez, Lamesa, So.  
 OF-Alan Roberts, Coppell, So.  
 OF-Brent Tanner, Coppell, Jr.  
 DH-Brent Smith, Coppell, Jr.

### 3A

#### Semifinals

Hallettsville 11, Graham 0 (5)

Luling 8, Gilmer 2

#### Championship

Hallettsville 6, Luling 2

#### All-Tournament

P-Frank Bludau, Hallettsville, Sr.  
 C-Mike Bonewald, Hallettsville, Jr.

Pilot Point 1, Grand Saline 0

#### Championship

East Bernard 14, Pilot Point 2 (5)

#### All-Tournament

P-Russ Horton, Pilot Point, So.  
 C-Jody Domel, East Bernard, Sr.  
 1B-Clay Hudgins, East Bernard, Sr.  
 2B-Blane Webb, Pilot Point, Jr.  
 3B-Kyle Marik, East Bernard, So.  
 SS-Shane Lechler, East Bernard, Sr.  
 OF-Doug Grigar, East Bernard, Sr.  
 OF-Rocky King, Coahoma, Sr.  
 OF-Clark Moreno, East Bernard, Sr.  
 OF-Trey Preisler, East Bernard, So.  
 DH-Greg Kubes, East Bernard, Sr.

### 1A

#### Semifinals

D'Hanis 7, Maud 5

Corsicana Mildred 14, Loraine 4 (6)

#### Championship

D'Hanis 7, Corsicana Mildred 4

#### All-Tournament

P-Jacob Dominguez, D'Hanis, Sr.  
 C-Jason Keller, D'Hanis, Sr.  
 1B-Michael Finger, D'Hanis, Sr.  
 2B-Scott Moffett, D'Hanis, Sr.

3B-Joey Hanna, Corsicana Mildred, Sr.  
 SS-Zachry Goodwin, Corsicana Mildred, So.  
 OF-Pete Martinez, D'Hanis, So.  
 OF-Henry Moncada, D'Hanis, So.  
 OF-Roy Wilson, D'Hanis, Sr.  
 DH-Chris Clausen, Corsicana Mildred, Jr.

### 1994 (June 10-11) Disch-Falk Field (UT), Austin (4A-5A) Nelson Stadium, Austin (3A) Burger Stadium, Austin (1A-2A)

### 5A

#### Semifinals

Corpus Christi Moody 13, Lubbock Monterey 3  
 Houston Bellaire 7, Lufkin 1

#### Championship

Houston Bellaire 2, Corpus Christi Moody 1

#### All-Tournament

P-Joe Luis Lopez, Corpus Christi Moody, Jr.  
 C-Trey Salinas, Corpus Christi Moody, Sr.  
 1B-Taylor Holladay, Houston Bellaire, Sr.  
 2B-Bryan Phillips, Houston Bellaire, So.  
 3B-Ricky Hernandez, Corpus Christi Moody, Jr.  
 SS-Danny Ledesma, Corpus Christi Moody, Jr.  
 OF-Chris DeLeon, Corpus Christi Moody, Sr.  
 OF-Travis Erard, Houston Bellaire, Sr.  
 OF-Mike Medina, Corpus Christi Moody, Jr.  
 DH-Garrett Long, Houston Bellaire, Jr.

### 4A

#### Semifinals

Big Spring 3, Brenham 2 (9)

Belton 9, Carthage 5 (8)

#### Championship

Belton 4, Big Spring 0

#### All-Tournament

P-Brock Rumfield, Belton, Sr.  
 C-Shawn Schumacher, Carthage, Sr.  
 1B-David Stroud, Belton, Sr.  
 2B-Shayne Drake, Belton, Sr.  
 3B-Adam Leggett, Carthage, Sr.  
 SS-Jason Regan, Belton, Sr.  
 OF-Darren Brinkley, Belton, Sr.  
 OF-Frankie Martinez, Big Spring, Sr.  
 OF-Kevin Mutscher, Brenham, Sr.  
 DH-John Oliva, Big Spring, Jr.

### 3A

#### Semifinals

Alpine 4, Hooks 2

Orange Grove 11, Robinson 1 (6)

#### Championship

Orange Grove 10, Alpine 0 (5)

#### All-Tournament

P-Ricky Sandate, Orange Grove, Sr.  
 C-Jeremy Pospesch, Orange Grove, Sr.  
 1B-Will Klatt, Orange Grove, Sr.  
 2B-Troy Moses, Orange Grove, Sr.  
 3B-Tito Lopez, Orange Grove, Jr.  
 SS-Justin Welch, Hooks, Jr.  
 OF-Ruben Flores, Orange Grove, Sr.  
 OF-Paul Gonzales, Orange Grove, Sr.  
 OF-Russ Spencer, Hooks, Jr.  
 DH-Tim Jimenez, Alpine, Jr.



### 2A

#### Semifinals

Pineland West Sabine 5, Holliday 2  
East Bernard 5, Palmer 3

#### Championship

East Bernard 5, Pineland West Sabine 0

#### All-Tournament

P-Shane Lechler, East Bernard, Jr.  
C-Jody Domel, East Bernard, Jr.  
1B-Blake Belcher, Holliday, Sr.  
2B-Chris Polak, East Bernard, Jr.  
3B-Dwight Hamilton, Pineland West Sabine, So.  
SS-Eric Viktoria, East Bernard, Sr.  
OF-Doug Grigar, East Bernard, Jr.  
OF-Skylar Kowalick, Holliday, Sr.  
OF-DeMond Williams, Pineland West Sabine, Jr.  
DH-Bryan Williams, Pineland West Sabine, So.

### 1A

#### Semifinals

Gunter 13, D'Hanis 3 (5)  
Trinidad 7, Gorman 6 (9)

#### Championship

Gunter 9, Trinidad 4

#### All-Tournament

P-Don Mercado, Gunter, Jr.  
C-Don Mauney, Gorman, Jr.  
1B-Robby White, Trinidad, So.  
2B-Rodney Pecina, Gunter, Jr.  
3B-Juan Rodriguez, Gunter, Sr.  
SS-Joey Mason, Trinidad, Sr.  
OF-Shumara Jackson, Trinidad, Fr.  
OF-Matt Johnson, Gunter, Fr.  
OF-Joe Westman, Gunter, Jr.  
DH-Lino Villanueva, Gunter, Fr.

### 1993 (June 10-11)

**Disch-Faulk Field (UT), Austin (4A-5A)**  
**Nelson Stadium, Austin (3A)**  
**Burger Stadium, Austin (1A-2A)**

#### 5A

##### Semifinals

Abilene Cooper 4, Alvin 3  
Arlington Martin 8, Corpus Christi Carroll 3

##### Championship

Arlington Martin 8, Abilene Cooper 0

##### All-Tournament

P-Guillermo Foster, Arlington Martin, Sr.  
C-Justin Batson, Arlington Martin, Sr.  
1B-Matt Blank, Arlington Martin, Jr.  
2B-Scott Sawyer, Arlington Martin, Sr.  
3B-David Johnson, Arlington Martin, Sr.  
SS-Johnny Hunter, Arlington Martin, Sr.  
OF-Michael Chavez, Corpus Christi Carroll, So.  
OF-Ben Grieve, Arlington Martin, Jr.  
OF-Judge Roberts, Abilene Cooper, Sr.  
OF-David Zamora, Corpus Christi Carroll, So.  
DH-Eric Gibson, Abilene Cooper, Sr.

#### 4A

##### Semifinals

Wolfforth Frenship 6, Corpus Christi Calallen 5  
Mount Pleasant 4, El Campo 0

##### Championship

Mount Pleasant 3, Wolfforth Frenship 2

##### All-Tournament

P-Trent Abbott, Mount Pleasant, Jr.  
C-Chris Aguilar, Corpus Christi Calallen, Sr.  
1B-Cory McLaurin, Wolfforth Frenship, Sr.  
2B-Michael Denson, Wolfforth Frenship, Sr.  
3B-Brian Thomas, Mount Pleasant, Sr.  
SS-Ray Stovall, Mount Pleasant, Sr.  
OF-Rusty Dunavant, Mount Pleasant, Sr.  
OF-Robby Hampton, Mount Pleasant, Jr.  
OF-Donnie Hart, Wolfforth Frenship, So.  
OF-B.J. Krier, Wolfforth Frenship, Sr.  
DH-Dan Saenz, Corpus Christi Calallen, Sr.

### 3A

#### Semifinals

Falfurrias 4, Hooks 3  
Bellville 7, Iowa Park 0

#### Championship

Bellville 6, Falfurrias 2

#### All-Tournament

P-Chris Nolen, Bellville, Sr.  
C-Brian Noviskie, Bellville, Jr.  
1B-Greg Pawlak, Bellville, Sr.  
2B-J.R. Gutierrez, Falfurrias, Sr.  
3B-Rey Regalado, Falfurrias, So.  
SS-Justin Welch, Hooks, So.  
OF-J.R. Castillo, Falfurrias, Sr.  
OF-Sammie Cloud, Bellville, Sr.  
OF-Clint Kiemsteadt, Bellville, Sr.  
OF-Ryan Labay, Bellville, Sr.  
DH-Leonel Perez, Falfurrias, So.

### 2A

#### Semifinals

China Spring 5, New Deal 0  
Boling 4, Pattonville Prairiland 1

#### Championship

China Spring 13, Boling 0 (5)

#### All-Tournament

P-Jimmy Holcomb, China Spring, Sr.  
C-Jason Martinez, Boling, Sr.  
1B-Luke Gilliam, China Spring, Jr.  
2B-Greg Henry, China Spring, Jr.  
3B-David Singleton, Pattonville Prairiland, Sr.  
SS-Possum Uptmore, China Spring, Sr.  
OF-Nathan Self, China Spring, Jr.  
OF-Jeff Talkbert, China Spring, Jr.  
OF-James Tindell, China Spring, Jr.  
DH-Tommy Lyster, Boling, Sr.

### 1A

#### Semifinals

Ponder 5, Evadale 4  
Flatonia 3, Baird 2

#### Championship

Flatonia 2, Ponder 1

#### All-Tournament

P-Aaron Masek, Flatonia, So.  
C-Randy Crider, Ponder, Jr.  
1B-Shawn O'Toole, Evadale, Jr.  
2B-Jason Carter, Ponder, Sr.  
3B-Chris Freytag, Flatonia, So.  
SS-Jacob Olmos, Flatonia, Sr.  
OF-Robert Gantt, Ponder, Jr.  
OF-Lonnie Triplet, Flatonia, Jr.  
OF-Stephen Tucker, Ponder, Sr.  
OF-Jeff Williams, Flatonia, Jr.  
DH-Joey Hare, Evadale, So.  
DH-Calvin Joy, Baird, Jr.

### 1992 (June 11-12)

**Disch-Faulk Field (UT), Austin (4A-5A)**  
**Nelson Stadium, Austin (3A)**  
**Burger Stadium, Austin (1A-2A)**

#### 5A

##### Semifinals

Freeport Brazoswood 10, El Paso Coronado 0 (6)  
South San Antonio 6, Lufkin 4



East Bernard - 1994 Conference 2A Baseball Champions





**Championship**

Freeport Brazoswood 5, South San Antonio 1

**All-Tournament**

P-Mark Senterfitt, Freeport Brazosport, Sr.  
C-Cory Gibson, Freeport Brazosport, Sr.  
1B-Danny Aguilar, South San Antonio, Sr.  
2B-Scott Merritt, Freeport Brazosport, Sr.  
3B-Jason Rendon, Freeport Brazosport, Sr.  
SS-Chad Blessing, Freeport Brazosport, Sr.  
OF-Chad Alexander, Lufkin, Sr.  
OF-Eric Atkins, Freeport Brazosport, Sr.  
OF-Marcos Soto, South San Antonio, Jr.  
DH-Brian Stone, Freeport Brazosport, Sr.

**4A**

**Semifinals**

Bridge City 6, Denison 5  
Robstown 8, Big Spring 4

**Championship**

Robstown 10, Bridge City 1

**All-Tournament**

P-Michael Guterrez, Robstown, Sr.  
C-Eric Johansson, Bridge City, Sr.  
1B-Taurus Rucker, Denison, So.  
2B-Jesse Garcia, Robstown, Sr.  
3B-Steve Velasquez, Robstown, Jr.  
SS-Robert Quintero, Robstown, Sr.  
OF-Gilbert Olivarez, Robstown, Jr.  
OF-Robert Rodriguez, Robstown, Sr.  
OF-Shannon Sanders, Bridge City, Sr.  
DH-Erik Brown, Denison, Sr.

**3A**

**Semifinals**

Bellville 3, Hallettsville 1  
Queen City 6, Graham 5

**Championship**

Queen City 4, Bellville 3

**All-Tournament**

P-Chris Nolen, Bellville, Jr.  
C-Jonathan Pozzi, Hallettsville, Jr.  
1B-Justin Burgess, Graham, Jr.  
2B-Dustin Hubbard, Bellville, Jr.  
3B-Phillip Hamilton, Queen City, Jr.  
SS-Clint Kiemsteadt, Bellville, Jr.  
OF-Gaylon Dixon, Queen City, Sr.  
OF-Klark Reynolds, Queen City, Sr.  
OF-P.W. Shifflett, Graham, Jr.  
DH-Jarvis Prim, Queen City, Jr.

**2A**

**Semifinals**

China Spring 5, Elkhart 3  
Shiner 3, Holliday 0

**Championship**

Shiner 5, China Spring 4

**All-Tournament**

P-Daniel Booker, Shiner, Sr.  
C-Randy Machacek, Shiner, Sr.  
1B-Justin Parker, Elkhart, Jr.  
2B-Jeff Tabor, China Spring, Sr.  
3B-Rupert Perez, Shiner, Jr.  
SS-Wayne Otto, Shiner, Sr.  
OF-Chad Kubecka, Shiner, Jr.  
OF-James Machacek, Shiner, So.  
OF-Jason Nerada, Shiner, Jr.  
DH-Jimmy Holcomb, China Spring, Jr.

**1A**

**Semifinals**

Valley Mills 6, Detroit 0  
Flatonia 8, Baird 0

**Championship**

Valley Mills 9, Flatonia 4

**All-Tournament**

P-Rodney Williams, Flatonia, Sr.  
C-Michael Sexton, Valley Mills, Sr.  
1B-Greg Scallion, Valley Mills, Jr.  
2B-Stephen Owens, Valley Mills, Sr.  
3B-Hobie Reich, Valley Mills, Jr.  
SS-Donnie Sadler, Valley Mills, So.  
OF-Chris Alvarado, Flatonia, So.  
OF-Cody Gibson, Valley Mills, Sr.  
OF-Jeff Williams, Flatonia, So.  
DH-Chris Freytag, Flatonia, Fr.

**1991 (June 6-7)**

**Disch-Faulk Field (UT), Austin (4A-5A)**  
**Nelson Stadium, Austin (3A)**  
**Burger Stadium, Austin (1A-2A)**

**5A**

**Semifinals**

League City Clear Creek 6, Northside Clark 5  
Klein Oak 2, Keller 1

**Championship**

League City Clear Creek 8, Klein Oak 2

**All-Tournament**

P-Justin Thompson, Klein Oak, Sr.  
C-Eric Silvas, League City Clear Creek, Sr.  
1B-Shawn Buhner, League City Clear Creek, Sr.  
2B-Nathan Weid, Klein Oak, So.  
3B-Pat Ryder, League City Clear Creek, Sr.  
SS-Aldo Velasquez, Northside Clark, Sr.  
OF-Chad Liddle, Klein Oak, Sr.  
OF-Reuben Samaha, League City Clear Creek, Sr.  
OF-Thomas Uptegrove, League City Clear Creek, Sr.  
DH-Jeff Suffron, League City Clear Creek, Jr.

**4A**

**Semifinals**

West Mesquite 8, West Orange-Stark 7  
Robstown 4, Crowley 3 (8)

**Championship**

Robstown 7, West Mesquite 6

**All-Tournament**

P-J.J. Velasquez, Robstown, Sr.  
C-Robert Cervantes, Robstown, Sr.  
1B-David Turkoly, West Mesquite, Sr.  
2B-Jesse Garcia, Robstown, Jr.  
3B-Michael Gutierrez, Robstown, Jr.  
SS-Charlie Salazar, Robstown, Sr.  
OF-Chris Byrd, West Mesquite, Jr.  
OF-Johnny Isom, Crowley, Sr.  
OF-Robert Rodriguez, Robstown, Jr.  
DH-Dion Ysassi, Robstown, Sr.

**3A**

**Semifinals**

Falfurrias 2, Buna 1  
Queen City 1, Fredericksburg 0

**Championship**

Falfurrias 5, Queen City 2

**All-Tournament**

P-J.R. Castillo, Falfurrias, So.

C-Chris Maldonado, Falfurrias, Jr.

1B-Sonny Perez, Falfurrias, Jr.  
2B-Shad Parker, Queen City, Sr.  
3B-Derek Pittman, Fredericksburg, Jr.  
SS-Paul Barber, Queen City, Sr.  
OF-Steven Stuewe, Fredericksburg, Sr.  
OF-Leo Yzaguirre, Falfurrias, Sr.  
OF-Marco Zuniga, Falfurrias, Sr.  
DH-Brian Jones, Buna, Sr.

**2A**

**Semifinals**

Van Horn 7, Elkhart 4  
Schulenburg 2, China Spring 0

**Championship**

Van Horn 7, Schulenburg 3

**All-Tournament**

P-Luckey Mendez, Van Horn, Sr.  
C-Junior Seijas, Van Horn, So.  
1B-David Stuckly, Schulenburg, Sr.  
2B-Eleno Mendez, Van Horn, Sr.  
3B-John Rivera, Van Horn, Jr.  
SS-Manuel Carrillo, Van Horn, Sr.  
OF-Roddy Durbin, Van Horn, Sr.  
OF-Jason Krupala, Schulenburg, Sr.  
OF-Joe Luis Sanchez, Van Horn, Jr.  
DH-Joe Griffin, China Spring, Sr.

**1A**

**Semifinals**

Valley Mills 13, Eula 3 (5)  
Gunter 6, D'Hanis 4 (9)

**Championship**

Valley Mills 10, Gunter 2

**All-Tournament**

P-Doug Scallion, Valley Mills, Sr.  
C-Michael Sexton, Valley Mills, Jr.  
1B-Travis Attaway, D'Hanis, Sr.  
2B-Michael Bohannon, Valley Mills, Sr.  
3B-Jason Hicks, Valley Mills, Sr.  
SS-Donnie Sadler, Valley Mills, Fr.  
OF-Cody Gibson, Valley Mills, Jr.  
OF-Michael Pelley, Gunter, Sr.  
OF-Randy Willingham, Eula, Fr.  
DH-Andy Sadler, Valley Mills, Sr.

**1990 (June 7-8)**

**Disch-Faulk Field (UT), Austin (4A-5A)**  
**Nelson Stadium, Austin (3A)**  
**Burger Stadium, Austin (1A-2A)**

**5A**

**Semifinals**

Deer Park 7, Austin Westlake 6  
Duncanville 1, Arlington Martin 0

**Championship**

Duncanville 6, Deer Park 5

**All-Tournament**

P-Todd Van Poppel, Arlington Martin, Sr.  
C-Ralph Ross, Duncanville, Sr.  
1B-Brooks Harrison, Deer Park, Sr.  
2B-Ashley Chmylak, Deer Park, Sr.  
3B-Drew Hickerson, Deer Park, Sr.  
SS-Doug Durrwachter, Duncanville, Sr.  
OF-Steve Gibraltar, Duncanville, Sr.  
OF-Corey Pullig, Deer Park, So.  
OF-Todd Ritchie, Duncanville, Sr.



DH-Jason Rathburn, Austin Westlake, Sr.

### 4A

#### Semifinals

Carthage 7, Andrews 1  
Robstown 7, College Station A&M Consolidated 6

#### Championship

Carthage 9, Robstown 3

#### All-Tournament

P-Robin Trimble, Carthage, Sr.  
C-Robert Cervantes, Robstown, Jr.  
1B-Stephen Alexander, Carthage, Sr.  
2B-Terrance Goree, Carthage, Jr.  
3B-Jerome Jones, Carthage, Sr.  
SS-Tim Harkrider, Carthage, Sr.  
OF-Rey Gonzalez, Robstown, Sr.  
OF-Carlos Olmeda, Robstown, Sr.  
OF-Krishna Wall, Carthage, Jr.  
DH-Andy Deuel, College Station A&M Consolidated, Sr.

### 3A

#### Semifinals

Southlake Carroll 4, Orangefield 3  
Freer 2, Abilene Wylie 0

#### Championship

Freer 13, Southlake Carroll 11

#### All-Tournament

P-Junior Espinoza, Freer, Sr.  
C-Colby Hoefar, Southlake Carroll, Sr.  
1B-Brian Kellner, Southlake Carroll, Jr.  
2B-Don Baldwin, Southlake Carroll, Sr.  
3B-Todd Ford, Freer, Jr.  
SS-Mario Moreno, Freer, Sr.  
OF-Arnold Liquez, Freer, Sr.  
OF-Craig Nimphius, Southlake Carroll, Sr.  
OF-Brandon Sisco, Southlake Carroll, Jr.  
DH-Jeff Granger, Orangefield, Sr.

### 2A

#### Semifinals

Holliday 11, Palmer 1 (6)  
Gilmer Harmony 3, Schulenburg 1

#### Championship

Gilmer Harmony 8, Holliday 8

#### All-Tournament

P-Joey Hector, Gilmer Harmony, Sr.  
C-Pat Schrum, Gilmer Harmony, Sr.  
1B-Chad Caussey, Holliday, Fr.  
2B-Jeremy Moss, Gilmer Harmony, Fr.  
3B-Jeff Adams, Schulenburg, Jr.  
SS-Rodney Stryk, Schulenburg, Sr.  
OF-Russell Kuscinski, Holliday, Sr.  
OF-Chris Shirley, Gilmer Harmony, Sr.  
OF-Shane Still, Holliday, Sr.  
DH-Dennis Russell, Schulenburg, Sr.

### 1A

#### Semifinals

Colmesneil 3, Maud 2  
D'Hanis 3, Gorman 1

#### Championship

Colmesneil 5, D'Hanis 1

#### All-Tournament

P-Alex Davis, Colmesneil, Jr.  
C-Ellison Davis, Colmesneil, Sr.  
1B-Thomas Moye, Colmesneil, Jr.  
2B-Modesto Rodriguez, D'Hanis, So.

3B-Glen Brown, Colmesneil, Jr.  
SS-Ryan Rothe, D'Hanis, So.  
OF-John Dubose, Colmesneil, Jr.  
OF-Alvin Guerra, D'Hanis, Jr.  
OF-Gabriel Rodriguez, D'Hanis, Sr.  
DH-Gary Browning, Gorman, Sr.

### 1989 (June 8-9)

#### Disch-Faulk Field (UT), Austin (4A-5A) Nelson Stadium, Austin (3A) Burger Stadium, Austin (1A-2A)

### 5A

#### Semifinals

Corpus Christi Carroll 5, Duncanville 4  
Fort Bend Dulles 8, Fort Worth Southwest 5

#### Championship

Fort Bend Dulles 4, Corpus Christi Carroll 1

#### All-Tournament

P-John Pizzitola, Fort Bend Dulles, Jr.  
C-Steve Bernal, Corpus Christi Carroll, Sr.  
1B-Daniel Bruffey, Fort Bend Dulles, Sr.  
2B-Chuck Wall, Fort Bend Dulles, Jr.  
3B-Chris Curtis, Duncanville, Sr.  
SS-Robert DeLeon, Fort Bend Dulles, Sr.  
OF-Mario Garza, Corpus Christi Carroll, Sr.  
OF-Bart Morris, Corpus Christi Carroll, Sr.  
OF-Scott Perkins, Fort Bend Dulles, Jr.  
DH-Greg Gladney, Corpus Christi Carroll, Sr.

### 4A

#### Semifinals

Paris 5, Leander 4 (8)  
Austin Anderson 6, Brenham 4 (8)

#### Championship

Paris 11, Austin Anderson 8

#### All-Tournament

P-Jack Ford, Paris, Sr.  
C-Eric Blease, Paris, Sr.  
1B-Jason Stephens, Paris, Fr.  
2B-Michael Johnson, Paris, Sr.  
3B-Brandy Draper, Paris, Sr.  
SS-Sean Quintana, Austin Anderson, Sr.  
OF-Sean Cooper, Brenham, Sr.  
OF-Kyle Stroh, Austin Anderson, Sr.  
OF-Steven Walker, Paris, Jr.  
DH-Joel Wellman, Brenham, Sr.

### 3A

#### Semifinals

Sinton 7, Texarkana Pleasant Grove 5  
San Augustine 9, Llano 6

#### Championship

Sinton 2, San Augustine 1

#### All-Tournament

P-Jaime Sepeda, Sinton, Sr.  
C-Abbott Clack, San Augustine, Sr.  
1B-Forrest Ogelsbee, San Augustine, Sr.  
2B-Graig Hesseltine, Sinton, Sr.  
3B-Cody Gildon, Texarkana-Pleasant Grove, So.  
SS-Mike Brascom, Llano, Jr.  
OF-Kenny Tipton, Texarkana-Pleasant Grove, Jr.  
OF-Andy Villasana, Sinton, Jr.  
OF-Daniel Waldrip, Llano, Sr.  
DH-Davey Conn, Sinton, Sr.

### 2A

#### Semifinals

China Spring 5, Yorktown 4  
Shelbyville 7, Hamilton 2

#### Championship

China Spring 4, Shelbyville 3

#### All-Tournament

P-Joe Daw, Shelbyville, Sr.  
C-Richard Grissom, Shelbyville, Jr.  
1B-Michael Taylor, Shelbyville, Sr.  
2B-Ronnie Belrose, Shelbyville, Jr.  
3B-Johnny Jackson, China Spring, Sr.  
SS-Cory Beckham, China Spring, So.  
OF-Clark Cawthon, China Spring, Sr.  
OF-Terry Pendergrass, China Spring, Jr.  
OF-Tim Strieber, Yorktown, Sr.

### 1A

#### Semifinals

Pettus 7, Petrolia 0  
Maud 10, Colmesneil 3

#### Championship

Maud 6, Pettus 1

#### All-Tournament

P-Joey Missildine, Maud, Sr.  
1B-Swain Barker, Colmesneil, So.  
2B-Phil Bush, Pettus, Sr.  
3B-Wade Thornton, Petrolia, Jr.  
SS-Richard Vasquez, Pettus, Sr.  
OF-Daniel Martin, Maud, Sr.  
OF-Steve Mathis, Maud, Sr.  
OF-Derek Sartin, Maud, Sr.  
DH-Joey Ingram, Maud, Sr.

### 1988 (June 9-10)

#### Disch-Faulk Field (UT), Austin (4A-5A) Nelson Stadium, Austin (3A) Burger Stadium, Austin (1A-2A)

### 5A

#### Semifinals

Round Rock Westwood 3, Houston Clear Lake 2  
Abilene Cooper 4, Eagle Pass 3

#### Championship

Abilene Cooper 7, Round Rock Westwood 4

#### All-Tournament

P-Jason Satre, Abilene Cooper, Sr.  
C-Kyle Heller, Abilene Cooper, Jr.  
1B-Jamie Misko, Round Rock Westwood, Sr.  
2B-Chris Pool, Round Rock Westwood, Sr.  
3B-Ramon Moreno, Abilene Cooper, Sr.  
SS-Travis Williams, Round Rock Westwood, Sr.  
OF-Phillip Carpenter, Abilene Cooper, Sr.  
OF-David Chisum, Eagle Pass, Jr.  
OF-Pat Gabriel, Houston Clear Lake, Sr.  
DH-Tom Lueck, Round Rock Westwood, Jr.

### 4A

#### Semifinals

Waxahachie 9, Robstown 3  
Brenham 6, Canyon 4 (8)

#### Championship

Brenham 11, Waxahachie 5

#### All-Tournament

P-Jon Peters, Brenham, Jr.  
C-John Rodgers, Waxahachie, Jr.  
1B-Joe Volentine, Waxahachie, Sr.



2B-Jason Roach, Canyon, Sr.  
3B-Todd Albracht, Canyon, Sr.  
SS-David Woodward, Waxahachie, Sr.  
OF-Jahn Finke, Brenham, Sr.  
OF-Steve Murphree, Waxahachie, Sr.  
OF-John Schulte, Brenham, So.  
DH-Erik Thompson, Waxahachie, So.

**3A**

Semifinals  
Sinton 7, Wylie 2  
Waco La Vega 5, Bellville 4  
Championship  
Sinton 4, Waco La Vega 0  
All-Tournament

P-Jaime Sepeda, Sinton, Jr.  
C-Willie Medlock, Sinton, Sr.  
1B-Tony Martino, Sinton, Sr.  
2B-Freddie Gonzales, Waco La Vega, Jr.  
3B-Jason Wickel, Bellville, Jr.  
SS-Richard Salinas, Sinton, Jr.  
OF-John Abel, Waco La Vega, So.  
OF-Joe Henry Doria, Sinton, Jr.  
OF-Andy Villasana, Sinton, So.  
DH-Davy Conn, Sinton, Jr.

**2A**

Semifinals  
Shelbyville 4, Pottsboro 1 (8)  
Blanco 6, Holliday 4 (8)  
Championship  
Shelbyville 11, Blanco 1 (6)

All-Tournament  
P-Brad Hughes, Shelbyville, Fr.  
C-Richard Grissom, Shelbyville, So.  
1B-Michael Taylor, Shelbyville, Jr.  
2B-Eddie Calzocit, Blanco, Sr.  
3B-Matt Mathews, Shelbyville, Sr.  
SS-Robert Upshaw, Blanco, Sr.  
OF-Chris Cox, Shelbyville, Sr.  
OF-Matt Malone, Blanco, So.  
OF-Ken Williams, Pottsboro, Jr.  
DH-Brent Hughes, Shelbyville, Fr.

**1A**

Semifinals  
Maud 10, Follett 6  
Apple Springs 10, Crawford 7  
Championship  
Apple Springs 11, Maud 6  
All-Tournament

P-Wilbert Denning, Apple Springs, Sr.  
C-Glen McMullen, Apple Springs, Jr.  
1B-Aaron Slider, Maud, So.  
2B-Bryan Hathorn, Apple Springs, Sr.  
3B-Gary Lee, Maud, Jr.  
SS-Claude Stewart, Apple Springs, Sr.  
OF-Stacy Henderson, Apple Springs, Jr.  
OF-Rod Spencer, Apple Springs, Jr.  
OF-Keith Stewart, Apple Springs, Jr.

**1987 (June 11-12)**

**Disch-Faulk Field (UT), Austin (4A-5A)  
Nelson Stadium, Austin (3A)  
Burger Stadium, Austin (1A-2A)**

**5A**

Semifinals

San Antonio MacArthur 3, Plano East 2  
Abilene Cooper 1, Galena Park North Shore 0

Championship

Abilene Cooper 13, San Antonio MacArthur 3 (6)

All-Tournament

P-Jason Satre, Abilene Cooper, Jr.  
C-Kirk Piskor, Plano East, Jr.  
1B-Scotty Pugh, Abilene Cooper, So.  
2B-Chris Feris, Abilene Cooper, Sr.  
3B-Mike Jacobsen, San Antonio MacArthur, Sr.  
SS-Curt Putsche, San Antonio MacArthur, Jr.  
OF-Jay Estes, Abilene Cooper, Sr.  
OF-Robert McAdams, Abilene Cooper, Sr.  
OF-David Tollison, Abilene Cooper, Sr.  
DH-Pete Leininger, San Antonio MacArthur, Sr.

**4A**

Semifinals

White Settlement Brewer 8, Powderly North Lamar 1  
Brenham 5, Robstown 2

Championship

Brenham 12, White Settlement Brewer 3

All-Tournament

P-Jon Peters, Brenham, So.  
C-Matt Fisher, Brenham, Jr.  
1B-Allen Rosenbaum, Brenham, Sr.  
2B-James Nix, Brenham, So.  
3B-Kenny Stavenhaven, White Settlement Brewer, Sr.  
SS-Chad Fleming, Powderly North Lamar, So.  
OF-Shawn Hammack, White Settlement Brewer, So.  
OF-John Finke, Brenham, Jr.  
OF-Michael Watts, Brenham, Sr.  
DH-Jahn Schulte, Brenham, Fr.

**3A**

Semifinals

San Augustine 4, Waco La Vega 1  
Hooks 5, La Grange 0

Championship

San Augustine 6, Hooks 4

All-Tournament

P-Steve Hughes, San Augustine, Sr.  
C-Michael Moore, San Augustine, Sr.  
1B-Scott Wilburn, San Augustine, Jr.  
2B-Shane Halter, Hooks, Jr.  
3B-Jeremy Boyd, San Augustine, Jr.  
SS-Phil Thomas, Hooks, Sr.  
OF-Ben Boyd, La Grange, Sr.  
OF-Jeff Eberlan, San Augustine, Jr.  
OF-Rodney Kana, La Grange, Sr.  
DH-Jessie Valdez, Waco La Vega, Jr.

**2A**

Semifinals

Three Rivers 2, Holliday 1  
China Spring 2, Diana New Diana 0

Championship

China Spring 6, Three Rivers 0

All-Tournament

P-Johnny Jackson, China Spring, So.  
C-Gary Henry, China Spring, Sr.

1B-David Stone, China Spring, Sr.  
2B-Mike Barrett, China Spring, Sr.  
3B-Dino Mazzola, China Spring, Sr.  
SS-Jon Gryseels, Three Rivers, Jr.  
OF-Scott Broyles, Holliday, Sr.  
OF-Steve Garza, Three Rivers, So.  
OF-Brad Talbert, China Spring, Jr.

**1A**

Semifinals

Burton 11, Lefors 1 (5)  
High Island 5, Savoy 1

Championship

Burton 7, High Island 4

All-Tournament

P-Dwayne Mathis, Burton, Sr.  
C-William Eckert, Burton, Jr.  
1B-Kenneth Broesche, Burton, Sr.  
2B-Jason Hauerland, Burton, So.  
3B-Clifton George, High Island, Sr.  
SS-Rodney Roehling, Burton, So.  
OF-Todd Kahla, High Island, Sr.  
OF-Keith Schmidt, Burton, So.  
OF-Kurt Sunderhuse, Burton, Jr.  
DH-Johann McGowan, Burton, So.

**1986 (June 12-13)**

**Disch-Faulk Field (UT), Austin (4A-5A)  
Nelson Stadium, Austin (3A)  
Burger Stadium, Austin (1A-2A)**

**5A**

Semifinals

Round Rock Westwood 2, Arlington 0  
Houston Bellaire 6, Victoria Strohman 5

Championship

Houston Bellaire 7, Round Rock Westwood 4

All-Tournament

P-Wade Inman, Round Rock Westwood, Sr.  
C-Fred Hinojosa, Houston Bellaire, Sr.  
1B-Boyd Trolinger, Houston Bellaire, Sr.  
2B-Ben Austin, Houston Bellaire, Sr.  
3B-Travis Williams, Round Rock Westwood, So.  
SS-Manuel Rodriguez, Victoria Stroman, Sr.  
OF-Ross Grones, Victoria Stroman, Sr.  
OF-Mark Klein, Houston Bellaire, Jr.  
OF-Steve Sondock, Houston Bellaire, Sr.  
DH-Joe Garcia, Victoria Stroman, Sr.

**4A**

Semifinals

Mercedes 2, Austin Westlake 1 (8)  
Brenham 10, Snyder 0 (6)

Championship

Brenham 6, Mercedes 1

All-Tournament

P-David Crowson, Brenham, Sr.  
P-Jon Peters, Brenham, Fr.  
C-Matt Fisher, Brenham, So.  
1B-Tod Arrington, Austin Westlake, Jr.  
2B-Michael Thane, Brenham, Sr.  
3B-David Crowson, Brenham, Sr.  
SS-Arnold Ramirez, Mercedes, Sr.  
OF-Chris Graves, Brenham, Sr.  
OF-Larry Morales, Mercedes, Sr.  
OF-Carl Sullivan, Brenham, Sr.  
DH-Michael Watts, Brenham, Jr.





Austin Westlake - 1984 Conference 4A Baseball Champions

### 3A

#### Semifinals

Pattonville Prairiland 8, Castroville Medina Valley 6  
Brownfield 7, Sealy 6

#### Championship

Pattonville Prairiland 7, Brownfield 4

#### All-Tournament

P-Jack Kindle, Pattonville Prairiland, Fr.  
P-Scott Scudder, Pattonville Prairiland, Sr.  
C-John Dusenberry, Pattonville Prairiland, Sr.  
1B-Scott Scudder, Pattonville Prairiland, Sr.  
2B-Joel Ballard, Pattonville Prairiland, Sr.  
3B-Chris Sparks, Pattonville Prairiland, Sr.  
SS-Danny Garza, Brownfield, Jr.  
OF-Craig Burns, Pattonville Prairiland, Sr.  
OF-Mike Connot, Pattonville Prairiland, Sr.  
OF-Wayne Stanford, Sealy, Sr.

### 2A

#### Semifinals

Riveria Kaufer 3, Diana New Diana 0  
Frankston 6, Coppell 5 (8)

#### Championship

Riveria Kaufer 10, Frankston 2

#### All-Tournament

P-Todd Hotz, Riveria Kaufer, Sr.  
C-Keith Ellis, Frankston, Jr.  
1B-Steve Vincent, Riveria Kaufer, Jr.  
2B-Eloy Silguero, Riveria Kaufer, Jr.  
3B-Ken Fregia, Riveria Kaufer, Fr.  
SS-Rodney Hatton, Frankston, Jr.  
OF-Victor Castillo, Riveria Kaufer, Sr.  
OF-Nito Serna, Riveria Kaufer, Sr.  
OF-Brent Welch, Frankston, Sr.

### 1A

#### Semifinals

Archer City 14, Salado 9

Colmesneil 3, Gorman 2

#### Championship

Colmesneil 11, Archer City 1 (5)

#### All-Tournament

P-Jerry Dubose, Colmesneil, Sr.  
C-DeWayne Broussard, Colmesneil, Sr.  
1B-Alan Davis, Colmesneil, Sr.  
2B-Scott Gessett, Gorman, So.  
3B-Shane Weaver, Archer City, Sr.  
SS-James Broussard, Colmesneil, Jr.  
OF-Jim Crews, Colmesneil, Sr.  
OF-Curtis Daniels, Colmesneil, Sr.  
OF-Brent McCallum, Salado, Jr.

### 1985 (June 6-7)

**Disch-Faulk Field (UT), Austin (4A-5A)**

**Nelson Stadium, Austin (3A)**

**Burger Stadium, Austin (1A-2A)**

### 5A

#### Semifinals

Pasadena Rayburn 8, Lubbock Monterey 2  
Victoria Strohman 6, North Garland 3

#### Championship

Victoria Strohman 3, Pasadena Rayburn 0

#### All-Tournament

P-Bruce Aguilar, Pasadena Rayburn, Sr.  
C-David Hawkins, Victoria Stroman, Sr.  
1B-Greg Kobza, Victoria Stroman, Jr.  
2B-Manual Alvarado, Victoria Stroman, Sr.  
3B-Edwin Bell, Victoria Stroman, Sr.  
SS-Bubba Augustine, Pasadena Rayburn, Sr.  
OF-Mike Morman, Pasadena Rayburn, Sr.  
OF-Carl Myers, North Garland, Sr.  
OF-Richard Valenzuela, Victoria Stroman, Sr.  
DH-Ross Groner, Victoria Stroman, Jr.

### 4A

#### Semifinals

DeSoto 5, Andrews 2  
Comal Canyon 10, Jasper 7

#### Championship

DeSoto 7, Comal Canyon 2

#### All-Tournament

P-Steve Foster, DeSoto, Sr.  
C-Bret Cappleman, Comal Canyon, Sr.  
1B-Robert Irion, DeSoto, Sr.  
2B-Michael Vinson, DeSoto, Jr.  
3B-Jim Pogue, DeSoto, Sr.  
SS-Brad Campbell, Comal Canyon, Jr.  
OF-Mike Humphreys, DeSoto, Sr.  
OF-Michael Nast, DeSoto, Sr.  
OF-Donald Porter, DeSoto, So.  
OF-Scott Wagner, Comal Canyon, Jr.  
DH-Gary Edwards, Comal Canyon, Sr.  
DH-Noria Townsel, DeSoto, Sr.

### 3A

#### Semifinals

Sweeny 13, Graham 5  
Linden-Kildare 13, Poteet 5

#### Championship

Sweeny 6, Linden-Kildare 3

#### All-Tournament

P-Bret Simpson, Sweeny, Jr.  
C-Scott Surratt, Linden-Kildare, Jr.  
1B-Jim Carter, Graham, Sr.  
2B-Greg Mitchell, Sweeny, Jr.  
3B-Matthew Fitts, Linden-Kildare, Sr.  
SS-Brian Cave, Linden-Kildare, Sr.  
OF-Ricky Epps, Linden-Kildare, Sr.  
OF-Mike McGuire, Sweeny, So.  
OF-Marty Pate, Linden-Kildare, Jr.  
DH-David Harrison, Sweeny, Sr.

### 2A

#### Semifinals

Coppell 7, Rains 1  
Riveria Kaufer 10, Gilmer Harmony 1

#### Championship

Riveria Kaufer 8, Coppell 1

#### All-Tournament

P-Shawn Ray, Riveria Kaufer, Sr.  
C-Raymond Arguijo, Riveria Kaufer, Sr.  
1B-Todd Hotz, Riveria Kaufer, Jr.  
2B-Brian Houser, Coppell, Jr.  
3B-Bubba Catchings, Riveria Kaufer, Sr.  
SS-James Kraatz, Riveria Kaufer, Sr.  
OF-Eric Jackson, Coppell, Jr.  
OF-Buddy Naranjo, Riveria Kaufer, Fr.  
OF-Nito Serna, Riveria Kaufer, Jr.

### 1A

#### Semifinals

Colmesneil 14, Gunter 4 (6)  
Fayetteville 7, Abbott 2

#### Championship

Colmesneil 12, Fayetteville 0 (5)

#### All-Tournament

P-Jerry Dubose, Colmesneil, Jr.  
C-Troy Graham, Colmesneil, Sr.  
1B-Al Davis, Colmesneil, Jr.  
2B-Chris Maroul, Abbott, Fr.  
3B-DeWayne Broussard, Colmesneil, Jr.



SS-Kyle Russell, Colmesneil, Sr.  
OF-Jim Crews, Colmesneil, Jr.  
OF-Joe Kulhanek, Fayetteville, Sr.  
DH-Lewis Burns, Colmesneil, So.

**1984 (June 7-8)**  
**Disch-Faulk Field (UT), Austin (4A-5A)**  
**Burger Stadium, Austin (1A-3A)**

**5A**

Semifinals  
Freeport Brazosport 7, Pearland 2  
Cy-Fair 1, Lubbock Monterey 0  
Championship  
Freeport Brazosport 5, Cy-Fair 3  
All-Tournament  
P-Gary Robertson, Cy-Fair, Sr.  
C-Dale Funk, Brazoswood, Sr.  
1B-Jay Kirby, Cy-Fair, Jr.  
2B-Kevin Garner, Brazoswood, Sr.  
3B-Tim Hermann, Cy-Fair, Sr.  
SS-Harry Cornier, Brazoswood, Jr.  
OF-Billy Lance, Lubbock Monterey, Sr.  
OF-Bryan Osterhaus, Cy-Fair, Sr.  
OF-Roy Tomlinson, Brazoswood, Sr.  
DH-Tim Good, Brazoswood, Sr.

OF-David Gruber, Austin Westlake, Jr.  
OF-Mike Humphreys, DeSoto, Jr.  
OF-Richard Leigh, DeSoto, Sr.  
DH-Judd Arrington, Austin Westlake, Fr.

**3A**

Semifinals  
Odem 6, Linden-Kildare 4  
Lake Worth 5, Lufkin Hudson 1  
Championship  
Odem 13, Lake Worth 8  
All-Tournament  
P-David Garcia, Odem, Jr.  
C-Victor Nino, Odem, Jr.  
1B-Matt Weaver, Lake Worth, Jr.  
2B-Jerry Adamez, Odem, Sr.  
3B-David Garcia, Odem, Jr.  
SS-Daniel Weaver, Lake Worth, So.  
OF-Miguel Gutierrez, Odem, Jr.  
OF-Marlin Jordan, Odem, Jr.  
OF-Curtis Maloney, Linden-Kildare, Sr.  
DH-Tim Holzschuh, Lake Worth, Jr.

**2A**

Semifinals  
Ore City 4, Frisco 2



DeSoto - 1985 Conference 4A Baseball State Champions

**4A**

Semifinals  
DeSoto 4, Comal Canyon 0  
Austin Westlake 12, Everman 2  
Championship  
Austin Westlake 9, DeSoto 3  
All-Tournament  
P-David Brown, Austin Westlake, Sr.  
C-Bret Cappelman, Comal Canyon, Jr.  
1B-Steve Spear, Austin Westlake, Sr.  
2B-Jon Lee, Austin Westlake, Sr.  
3B-Jim Pogue, DeSoto, Jr.  
SS-Steve Betha, Austin Westlake, Jr.

Dripping Springs 7, Huntington 2  
Championship  
Ore City 5, Dripping Springs 4  
All-Tournament  
P-Don Childs, Dripping Springs, So.  
C-Mark Motley, Ore City, Sr.  
1B-Pat Leonard, Dripping Springs, So.  
2B-Jerry Shipp, Ore City, Jr.  
3B-Brent Whitsell, Frisco, Sr.  
SS-Domingo Salazar, Dripping Springs, Jr.  
OF-Russell Aldridge, Ore City, Jr.  
OF-Troy Burkland, Dripping Springs, Jr.  
OF-Otto Waddles, Dripping Springs, Sr.

**1A**

Semifinals  
Prosper 12, Lingleville 2 (8)  
Runge 4, Apple Springs 3  
Championship  
Prosper 18, Runge 7  
All-Tournament  
P-Augie Rodriguez, Runge, Fr.  
C-Mike Mendoza, Runge, So.  
1B-Derek Stansell, Prosper, Sr.  
2B-Roger Ricketts, Prosper, Sr.  
3B-Jimbo Smotherman, Prosper, Sr.  
SS-Tim James, Prosper, Sr.  
OF-Richard Furr, Prosper, Sr.  
OF-Chris Tolleson, Prosper, Sr.  
OF-Danny Webb, Prosper, Sr.  
DH-Glenn Cashon, Prosper, Jr.

**1983 (June 9-10)**  
**Disch-Faulk Field (UT), Austin (4A-5A)**  
**Burger Stadium, Austin (1A-3A)**

**5A**

Semifinals  
Corpus Christi Moody 4, El Paso Burges 1  
Port Arthur Jefferson 1, Klein 0  
Championship  
Port Arthur Jefferson 6, Corpus Christi Moody 1  
All-Tournament  
P-Xavier Hernandez, Port Arthur Jefferson, Sr.  
C-Julian Mondragon, Corpus Christi Moody, Jr.  
1B-David Matt, Port Arthur Jefferson, Sr.  
2B-Mitch Gaspard, Port Arthur Jefferson, Sr.  
3B-Trace Hammond, Port Arthur Jefferson, So.  
SS-Craig Stump, Port Arthur Jefferson, Sr.  
OF-Paddy Doyle, Port Arthur Jefferson, Sr.  
OF-Richard Supnet, El Paso Burges, Sr.  
OF-Leo Zarate, Corpus Christi Moody, Sr.  
DH-Sonny Colunga, Corpus Christi Moody, Sr.

**4A**

Semifinals  
Snyder 4, New Braunfels 3  
DeSoto 3, Austin Westlake 2  
Championship  
Snyder 13, DeSoto 4  
All-Tournament  
P-Dirk Tidwell, Austin Westlake, Sr.  
C-Johnny Overton, Snyder, Sr.  
C-Troy Willis, DeSoto, Sr.  
1B-Robert Irion, DeSoto, So.  
2B-Casey Peterson, Snyder, Sr.  
3B-Charles Bollinger, Snyder, So.  
SS-Brent Roelisch, Snyder, Sr.  
OF-Richard Leigh, DeSoto, Jr.  
OF-Jeff Reeh, New Braunfels, Jr.  
OF-Jeff Ward, Austin Westlake, Sr.

**3A**

Semifinals  
Kenedy 5, Alvarado 4 (8)  
La Grange 6, Gladewater 2  
Championship  
Kenedy 3, La Grange 2  
All-Tournament  
P-Danny Reyna, Kenedy, Jr.  
C-Chris Mudd, La Grange, Jr.



1B-Larry Smith, Kenedy, Sr.  
2B-Jerry Garcia, Kenedy, Jr.  
2B-Mike Sharp, La Grange, Sr.  
3B-Craig Prause, La Grange, Jr.  
SS-Paul Sotelo, Kenedy, Sr.  
OF-Phil Harris, Alvarado, Jr.  
OF-Randall Hartsfield, Kenedy, Jr.  
DH-Roland Nunez, Kenedy, Jr.

**2A**

Semifinals  
Gladewater Union Grove 8, Troy 2  
Pollok Central 5, Southlake Carroll 1  
Championship  
Pollok Central 9, Gladewater Union Grove 1  
All-Tournament  
P-Adrian Neal, Pollok Central, So.  
C-Roy Westbrook, Pollok Central, So.  
1B-Clay Parker, Pollok Central, Sr.  
2B-Mat Morgan, Gladewater Union Grove, So.  
3B-Andy Altman, Gladewater Union Grove, Sr.  
SS-Charlie McClendon, Pollok Central, Sr.  
OF-Mike Scott, Gladewater Union Grove, Sr.  
OF-Mike Thigpen, Pollok Central, Sr.  
OF-David Wesley, Pollok Central, So.

**1A**

Semifinals  
Cayuga 5, Prosper 1  
Valley Mills 6, Windthorst 1  
Championship  
Valley Mills 12, Cayuga 0 (5)  
All-Tournament  
P-Tim Vannata, Valley Mills, Sr.  
C-Mike Barnett, Valley Mills, Sr.  
1B-Todd Gibson, Valley Mills, Sr.  
2B-Johnny Carroll, Cayuga, Jr.  
3B-Jimmy Conner, Cayuga, Jr.  
SS-Danny Vannata, Valley Mills, Jr.  
OF-Alan Duncan, Cayuga, Sr.  
OF-Jason HOF-fman, Windthorst, Sr.  
OF-Billy Sadler, Valley Mills, So.

**1982 (June 10-11)  
Disch-Faulk Field (UT), Austin (4A-5A)  
Burger Stadium, Austin (1A-3A)**

**5A**

Semifinals  
Houston Sharpstown 3, Texarkana Texas 0  
Fort Worth Southwest 3, San Antonio Jefferson 2  
Championship  
Houston Sharpstown 8, Fort Worth Southwest 7 (10)  
All-Tournament  
P-Greg Swindell, Houston Sharpstown, Jr.  
C-Darrin Roberts, Fort Worth Southwest, Sr.  
1B-Rusty Richards, Houston Sharpstown, Jr.  
2B-Jerry Hammond, Houston Sharpstown, Sr.  
3B-Mike Malinak, Houston Sharpstown, Jr.  
SS-Robby Bolinger, Fort Worth Southwest, Jr.  
OF-Mike Ellington, Fort Worth Southwest, Sr.  
OF-David Kripple, Fort Worth Southwest, Jr.  
OF-Mike Shoemake, Houston Sharpstown, Jr.  
DH-Keith Troutman, Houston Sharpstown, Sr.

**4A**

Semifinals  
El Campo 8, Lubbock Estacado 3  
Weatherford 5, Austin Westlake 3  
Championship  
El Campo 9, Weatherford 7  
All-Tournament  
P-Barry Smith, El Campo, Sr.  
C-DeWayne Slughter, Lubbock Estacado, Sr.  
1B-Dodd Johnson, Austin Westlake, Sr.  
2B-Greg Swoboda, El Campo, Jr.  
3B-Jack Holladay, Weatherford, Jr.  
SS-Darrell Harton, El Campo, Sr.  
OF-Scotty George, Weatherford, Jr.  
OF-Tim Parma, El Campo, Jr.  
OF-Todd Stepan, El Campo, Fr.

**3A**

Semifinals  
Crockett 4, Wylie 3  
Midlothian 7, Kenedy 4  
Championship  
Crockett 8, Midlothian 6  
All-Tournament  
P-Troy Bolton, Crockett, Jr.  
C-Buch Lucas, Crockett, Sr.  
1B-David Weatherford, Midlothian, Sr.  
2B-John Frederick, Crockett, Sr.  
3B-Troy Bolton, Crockett, Jr.  
SS-Isiah Clark, Crockett, So.  
OF-Randall Hartsfield, Kenedy, So.  
OF-Harold Mapes, Midlothian, Sr.  
OF-Ronald Mask, Crockett, Jr.  
DH-Dale Ray, Midlothian, Jr.

**2A**

Semifinals  
Southlake Carroll 5, Riviera Kaufer 3  
Pineland West Sabine 5, Pottsboro 3  
Championship  
Southlake Carroll 7, Pineland West Sabine 3  
All-Tournament  
P-Sam Booker, Southlake Carroll, Sr.  
C-Joey Schoenfeld, Riviera Kaufer, Jr.  
1B-Jeff Fix, Southlake Carroll, Sr.  
2B-Tito Franco, Southlake Carroll, Jr.  
3B-Doug Welch, West Sabine, Sr.  
SS-Rod Venner, Southlake Carroll, Jr.  
OF-Bric Burrows, Southlake Carroll, Jr.  
OF-Tony Hunt, West Sabine, Jr.  
OF-Keith McClelland, West Sabine, Jr.

**1A**

Semifinals  
Palm 4, Krum 1  
Burton 18, Prosper 5 (6)  
Championship  
Palmer 11, Burton 4  
All-Tournament  
P-Wayne Mathis, Palmer, Sr.  
C-Wesley Holloway, Burton, Sr.  
1B-Russell Steele, Palmer, Sr.  
2B-Todd Felder, Burton, Sr.  
3B-Bill Hartley, Palmer, Fr.  
SS-Dennis Robinson, Palmer, Sr.  
OF-John Bryson, Prosper, Sr.

OF-John Gould, Palmer, Sr.  
OF-Derald Watson, Burton, So.  
DH-Barry Clearman, Krum, Jr.

**1981 (June 11-12)  
Disch-Faulk Field (UT), Austin (4A-5A)  
Burger Stadium, Austin (1A-3A)**

**5A**

Semifinals  
Lubbock Monterey 11, Nacogdoches 4  
Pearland 5, Converse Judson 0  
Championship  
Lubbock Monterey 7, Pearland 3  
All-Tournament  
P-John Dempsey, Pearland, Sr.  
C-Jeff DeWillis, Pearland, Jr.  
1B-David Chamness, Converse Judson, Sr.  
2B-Carl Mikeska, Pearland, Sr.  
3B-Bryan Lee, Nacogdoches, Sr.  
SS-Shawn McClain, Lubbock Monterey, Sr.  
OF-David Faulkner, Lubbock Monterey, Sr.  
OF-Doug Hatch, Lubbock Monterey, Jr.  
OF-Scott Reid, Lubbock Monterey, Sr.  
DH-Mark Venable, Lubbock Monterey, Sr.

**4A**

Semifinals  
South San Antonio West 10, McKinney 2  
Lubbock Estacado 2, Hewitt Midway 1  
Championship  
South San Antonio West 3, Lubbock Estacado 2  
All-Tournament  
P-Joe Williamson, South San Antonio West, Sr.  
C-Scott Reinhard, South San Antonio West, Sr.  
1B-Marty Manzi, South San Antonio West, So.  
2B-Pito Garcia, South San Antonio West, Sr.  
3B-Floyd Haman, South San Antonio West, Sr.  
SS-Ty Harrington, Hewitt Midway, So.  
OF-Michael Sykes, Lubbock Estacado, Jr.  
OF-Ricky Walker, South San Antonio West, Sr.  
OF-David Watts, South San Antonio West, Fr.  
DH-James Cauty, South San Antonio West, Sr.

**3A**

Semifinals  
Somerset 6, Pflugerville 4 (8)  
Bowie 2, Brownsboro 0  
Championship  
Somerset 5, Bowie 2  
All-Tournament  
P-Ricky Cruz, Somerset, Jr.  
C-Rickey Guzman, Somerset, Jr.  
1B-Larry Hernandez, Somerset, Sr.  
2B-Mark Mares, Somerset, Sr.  
3B-Randy Roberts, Pflugerville, Sr.  
SS-Matt Hill, Bowie, Jr.  
OF-Robbie Lancaster, Bowie, Sr.  
OF-Mark Rankin, Bowie, Sr.  
OF-Ronnie Worley, Somerset, Jr.  
DH-Robert Worley, Somerset, Jr.

**2A**

Semifinals  
Shiner 13, Gladewater Union Grove 6  
Waskom 9, Pottsboro 7





Championship

Shiner 3, Waskom 2 (8)

All-Tournament

P-Kenneth Machacek, Shiner, Jr.

C-Tom Ceci, Pottsboro, So.

1B-Pat Hajek, Shiner, Sr.

2B-Rodney Kalich, Shiner, Sr.

3B-Mark Wenske, Shiner, Sr.

SS-Glen Dolezal, Shiner, Jr.

OF-Charles Gordon, Waskom, Jr.

OF-Keith McCrary, Gladewater Union Grove, Sr.

OF-Pat Seidenberger, Shiner, Sr.

DH-Kenneth Jackson, Waskom, Sr.

**1A**

Semifinals

Bremond 6, Follett 2

Palmer 12, Harleton 7

Championship

Bremond 13, Palmer 3 (5)

All-Tournament

P-Denny Roberts, Bremond, Sr.

C-Clifford Heard, Palmer, So.

C-Donald Johnson, Bremond, So.

1B-Damon Swinnea, Bremond, So.

2B-Brock Laubhan, Follett, Sr.

3B-Jimmy Wilt, Palmer, Sr.

SS-Kenny Bienski, Bremond, Jr.

OF-Dennis Robinson, Palmer, Jr.

OF-Dwaine Vann, Bremond, Jr.

OF-Mike Yeager, Harleton, Jr.

DH-Paul James, Palmer, Sr.

**1980 (June 5-6)**

**Disch-Faulk Field (UT), Austin (4A-5A)  
Burger Stadium, Austin (1A-3A)**

**4A**

Semifinals

Pearland 8, Carrollton Turner 4

San Antonio Roosevelt 4, Cypress Creek 3

Championship

Pearland 9, San Antonio Roosevelt 4

All-Tournament

P-John Dempsey, Pearland, Jr.

C-Trent Jewett, Carrollton Turner, So.

1B-David Evans, Carrollton Turner, Sr.

1B-Guy Mikeska, Pearland, Sr.

2B-Carl Mikeska, Pearland, Jr.

3B-Larry Riddle, Pearland, Sr.

SS-Craig Smajstrla, Pearland, Jr.

OF-Chris Christoph, Pearland, Sr.

OF-Mickey Owens, Pearland, Sr.

OF-Ned Plum, San Antonio Lee, Sr.

OF-Mike Wood, Carrollton Turner, Sr.

DH-John Dempsey, Pearland, Jr.

**3A**

Semifinals

DeSoto 5, Wharton 2

Austin Westlake 10, Snyder 3

Championship

Austin Westlake 11, DeSoto 10 (8)

All-Tournament

P-Calvin Schiraldi, Austin Westlake, Sr.

C-Chris Spear, DeSoto, Jr.

1B-Ben Coggins, DeSoto, Sr.

2B-Jim Arrington, Austin Westlake, So.

3B-Marc Varner, Austin Westlake, Sr.

SS-Kelly Gruber, Austin Westlake, Sr.

OF-Brent Bradshaw, Austin Westlake, Sr.

OF-Jay Lefevers, Austin Westlake, Sr.

OF-Craig Longridge, Austin Westlake, Jr.

OF-Kevin Smith, DeSoto, Sr.

DH-Damon White, DeSoto, Jr.

**2A**

Semifinals

Linden-Kildare 6, Crockett 0

La Grange 6, Aledo 1

Championship

Linden-Kildare 8, La Grange 7

All-Tournament

P-Ronnie Conley, Linden-Kildare, Sr.

C-Todd Keesee, Linden-Kildare, Sr.

1B-Ed Everett, Aledo, Sr.

2B-John Lindeman, La Grange, Sr.

3B-Dennis Jones, Linden-Kildare, Sr.

SS-Jim Grubbs, Linden-Kildare, Sr.

SS-Greg Trlicek, La Grange, Sr.

OF-Ray Abraham, Linden-Kildare, Sr.

OF-Jeff Cook, La Grange, Sr.

OF-Brent Winkler, La Grange, Jr.

DH-Brian Caver, Linden-Kildare, So.

DH-David Green, Linden-Kildare, So.

DH-Craig Oltmann, La Grange, Jr.

**1A**

Semifinals

Waskom 11, Pottsboro 0

Falls City 6, New Diana 0

Championship

Waskom 13, Falls City 0 (5)

All-Tournament

P-Ken Jackson, Waskom, Jr.

C-Herbert Johnson, Waskom, Sr.

1B-Felix Moy, Falls City, Sr.

2B-Mike Johnson, Waskom, Sr.

3B-Kyle Flesher, Pottsboro, Sr.

3B-David Phillips, Diana New Diana, So.

SS-Tommy Bowen, Waskom, Jr.

OF-Jeff Dziuk, Falls City, Sr.

OF-Jamie Johnson, Pottsboro, Fr.

OF-Carl Oliver, Diana New Diana, Jr.

OF-Paul Pawelek, Falls City, Jr.

DH-John Smith, Waskom, So.

**B**

Semifinals

Colmesneil 2, Windthorst 1

Palmer 5, Johnson City Johnson 2

Championship

Colmesneil 8, Palmer 0

All-Tournament

P-Darren Bean, Colmesneil, Jr.

C-Tommy Winters, Colmesneil, Jr.

1B-Tracy Collins, Colmesneil, Jr.

2B-Kevin Davis, Colmesneil, Sr.

3B-Charles Steinberger, Windthorst, Sr.

SS-Jimmy Spurgeon, Palmer, Jr.

OF-Zeanon Corpus, Johnson City, Sr.

OF-Charles Hanks, Colmesneil, Sr.

OF-Paul James, Palmer, Jr.

OF-Dennis Robinson, Palmer, So.

DH-Randy Sultemeier, Johnson City, Jr.

**1979 (June 7-8)**

**Disch-Faulk Field (UT), Austin (4A-5A)  
Burger Stadium, Austin (1A-3A)**

**4A**

Semifinals

Baytown Sterling 5, Clute Brazoswood 2

Spring 2, Carrollton Turner 0

Championship

Spring 1, Baytown Sterling 0

All-Tournament

P-Kenny Crafton, Spring, Jr.

C-Kenny Jacobs, Spring, Sr.

1B-Bill Beauchamp, Baytown Sterling, Sr.

2B-Jimmy Twardowski, Baytown Sterling, Sr.

3B-Frank Hernandez, Baytown Sterling, Sr.

SS-Bobby Williams, Brazoswood, Sr.

OF-Craig Cervenka, Baytown Sterling, Sr.

OF-Nelson Force, Spring, Sr.

OF-Lloyd Hollister, Baytown Sterling, Sr.

DH-Bubba Gallard, Spring, Jr.

**3A**

Semifinals

Cleburne 5, Pecos 2

DeSoto 3, South San Antonio West 2

Championship

DeSoto 2, Cleburne 1

All-Tournament

P-Paul Ewell, DeSoto, Jr.

P-Eddie Pruitt, Cleburne, Sr.

C-Chris Spear, DeSoto, So.

1B-Scotty Self, Cleburne, Sr.

2B-Dahlen Gardner, South San Antonio West, Sr.

3B-Rene Molinar, Pecos, Jr.

SS-Spike Owen, Cleburne, Sr.

OF-Joey Pangburn, DeSoto, Sr.

OF-Lance Shipp, DeSoto, Sr.

OF-Jeff Wanek, South San Antonio West, Sr.

DH-Bobby Mosby, Pecos, Sr.

**2A**

Semifinals

Winnie East Chambers 6, San Augustine 3

Kermit 5, La Grange 0

Championship

Kermit 3, Winnie East Chambers 1

All-Tournament

P-Monte Wren, Kermit, Sr.

C-Paul Kotz, Winnie East Chambers, Jr.

1B-Marty Viator, Winnie East Chambers, So.

2B-Darell Luker, Winnie East Chambers, Jr.

3B-Duff Michael, Kermit, Jr.

SS-Ricky Kidd, Kermit, Sr.

OF-Dub Dietrich, Kermit, Sr.

OF-Clinton Taylor, La Grange, Jr.

OF-Danny Valenzuela, Kermit, Sr.

**1A**

Semifinals

Riviera Kaufer 3, China Spring 1

Ore City 10, Elkhart 3

Championship

Riviera Kaufer 9, Ore City 3



### All-Tournament

P-Lloyd Gardner, Riviera Kaufer, Sr.  
 C-Gregg Wallace, Riviera Kaufer, Jr.  
 1B-Steve Bell, Ore City, Sr.  
 1B-James Turcotte, Riviera Kaufer, Sr.  
 2B-John Morgan, Ore City, So.  
 3B-Everett Barker, Riviera Kaufer, Jr.  
 SS-Gaylon Graham, Ore City, Fr.  
 OF-John Cordaway, Riviera Kaufer, Sr.  
 OF-Dale Pyland, Ore City, Sr.  
 OF-Joe Villareal, Riviera Kaufer, Jr.

### B

#### Semifinals

Palmer 24, Windthorst 2 (5)  
 Colmesneil 7, Fayetteville 4

#### Championship

Palmer 6, Colmesneil 3

#### All-Tournament

P-Paul James, Palmer, So.  
 C-Wayne Mathis, Palmer, Fr.  
 1B-Brian Almond, Palmer, So.  
 2B-Kevin Davis, Colmesneil, Jr.  
 3B-David Vasek, Fayetteville, So.  
 SS-Roger Hornsby, Colmesneil, Sr.  
 OF-Coray Burton, Palmer, Sr.  
 OF-Charles Hanks, Colmesneil, Jr.  
 OF-Joey Vaeek, Fayetteville, Sr.

### 1978 (June 8-9)

#### Disch-Faulk Field (UT), Austin

##### 4A

###### Semifinals

Houston Bellaire 5, Duncanville 1  
 Lubbock Monterey 6, Corpus Christi Moody 1

###### Championship

Houston Bellaire 6, Lubbock Monterey 4

###### All-Tournament

P-Johnny Moses, Houston Bellaire, Sr.  
 P-Ron Reeves, Lubbock Monterey, Sr.  
 C-Danny Lamar, Houston Bellaire, Jr.  
 1B-Buddy Logan, Corpus Christi Moody, Sr.  
 2B-Scott Nethery, Houston Bellaire, Sr.  
 3B-Scott Wolf, Duncanville, Sr.  
 SS-Mike Wooten, Lubbock Monterey, Sr.  
 OF-Tom McMurtrey, Houston Bellaire, Sr.  
 OF-Dana Rieger, Lubbock Monterey, Sr.  
 OF-Kurt Urbanek, Houston Bellaire, Sr.  
 DH-Tony Rector, Houston Bellaire, Sr.

### 3A

#### Semifinals

Mount Pleasant 10, Freeport Brazosport 0 (6)  
 Burkburnett 3, Jasper 2

#### Championship

Mount Pleasant 5, Burkburnett 2

#### All-Tournament

P-Kevin Burke, Burkburnett, Sr.  
 P-Doug Galloway, Mount Pleasant, Jr.  
 C-Mitch Jameson, Mount Pleasant, Sr.  
 1B-Larry Wooten, Mount Pleasant, Sr.  
 2B-Powell Bowers, Mount Pleasant, Sr.  
 3B-Thomas Bridges, Jasper, Sr.  
 SS-Maury Buford, Mount Pleasant, Sr.  
 SS-Billy Welch, Jasper, Sr.  
 OF-Jim Brown, Mount Pleasant, Sr.

OF-Mike Hallam, Jasper, Sr.  
 OF-Tom Magill, Burkburnett, Sr.  
 DH-Ronnie Rolf, Mount Pleasant, Jr.

### 1977 (June 9-10)

#### Disch-Faulk Field (UT), Austin

##### 4A

###### Semifinals

Duncanville 11, Victoria Strohmman 5  
 Houston Sharpstown 10, Fort Worth Southwest 4

###### Championship

Houston Sharpstown 6, Duncanville 1

###### All-Tournament

P-Keith Creel, Duncanville, Sr.  
 P-Greg Hughes, Houston Sharpstown, Sr.  
 C-Kevin Shannon, Houston Sharpstown, Sr.  
 1B-Leland Creel, Duncanville, Jr.  
 2B-Randy Richards, Houston Sharpstown, Sr.  
 3B-Keith Corrigan, Houston Sharpstown, Sr.  
 SS-Mike McGee, Houston Sharpstown, Sr.  
 OF-Chris Day, Houston Sharpstown, Sr.  
 OF-Steve Rainbolt, Fort Worth Southwest, Sr.  
 OF-Tony Rocz, Houston Sharpstown, Sr.

### 3A

#### Semifinals

Pecos 7, DeSoto 3  
 Uvalde 4, Hewitt Midway 3

#### Championship

Uvalde 9, Pecos 1

#### All-Tournament

P-Richard Contrares, Uvalde, Sr.  
 P-Linvel Mosby, Pecos, Sr.  
 C-Tad Nuetze, Uvalde, Sr.  
 1B-Brad Garnett, DeSoto, Jr.  
 2B-Tommy Ellinger, Uvalde, Sr.  
 3B-Billy Bishop, DeSoto, Sr.  
 SS-Greg Kolinek, Uvalde, Sr.  
 OF-Steve Cargill, Uvalde, Sr.  
 OF-Bobby Mosby, Pecos, So.  
 OF-Mike Nye, Hewitt Midway, Sr.  
 OF-Steve Ramble, Uvalde, Sr.

### 1976 (June 10-11)

#### Disch-Faulk Field (UT), Austin

##### 4A

###### Semifinals

Duncanville 5, Texarkana Texas 3  
 South San Antonio 6, Houston Sharpstown 0

###### Championship

Duncanville 2, South San Antonio 0

###### All-Tournament

P-Keith Creel, Duncanville, Jr.  
 P-Robert Rodriguez, South San Antonio, Sr.  
 C-Nick Junior, Duncanville, So.  
 1B-Leland Creel, Duncanville, So.  
 2B-Kenny Baldwin, South San Antonio, Sr.  
 3B-Kevin Jeter, Texarkana Texas, So.  
 SS-Donato Lopez, South San Antonio, Sr.  
 OF-Larry Long, Duncanville, Sr.  
 OF-Britt Marley, Texarkana Texas, Jr.  
 OF-Bobby Thompson, Duncanville, Sr.

### 3A

#### Semifinals

Brenham 6, Pecos 0  
 South Grand Prairie 7, Freeport Brazosport 6

#### Championship

Brenham 5, South Grand Prairie 4

#### All-Tournament

P-Mark Kueckner, Brenham, Sr.  
 P-Linvel Mosby, Pecos, Jr.  
 C-Wayne Schmidt, Brenham, Sr.  
 1B-Mark Erskine, Freeport Brazosport, Sr.  
 2B-Gary Moody, South Grand Prairie, So.  
 3B-Phil Hale, South Grand Prairie, Sr.  
 SS-Kyle Koke, South Grand Prairie, Jr.  
 OF-Aaron Jones, Freeport Brazosport, Sr.  
 OF-Bruce Randermann, Brenham, Sr.  
 OF-Arlen Thielman, Brenham, Sr.

### 1975 (June 5-6)

#### Disch-Faulk Field (UT), Austin

##### 4A

###### Semifinals

South San Antonio 1, Deer Park 0  
 Duncanville 2, Plano 1

###### Championship

F-Duncanville 6, South San Antonio 3

###### All-Tournament

P-Keith Creel, Duncanville, So.  
 P-Robert Rodriguez, South San Antonio, Jr.  
 C-Tommy Knox, Deer Park, Sr.  
 1B-Frank Dishongh, Deer Park, Jr.  
 2B-Norman Boss, Duncanville, Jr.  
 3B-Mike Fowler, Duncanville, Sr.  
 SS-Dave Milnes, Duncanville, Sr.  
 OF-Larry Long, Duncanville, Jr.  
 OF-Randy Newton, Plano, Sr.  
 OF-Mike Stein, South San Antonio, Sr.

### 3A

#### Semifinals

Brenham 9, Iowa Park 6  
 Sinton 5, Waco Connally 3

#### Championship

Brenham 3, Sinton 0

#### All-Tournament

P-Mark Kuecker, Brenham, Jr.  
 P-Ronnie Wellrock, Brenham, Fr.  
 C-Wayne Schmidt, Brenham, Jr.  
 1B-Robert Bockhorn, Brenham, Sr.  
 2B-Nelson Seilheimer, Brenham, So.  
 3B-Sterling Dunlap, Sinton, Jr.  
 SS-Glen Vrba, Waco Connally, Sr.  
 OF-Brad Bass, Waco Connally, Sr.  
 OF-Mack Carter, Iowa Park, Sr.  
 OF-Willie Salone, Sinton, Sr.

### 1974 (June 11-12)

#### Nelson Field, Austin

##### 4A

###### Semifinals

Spring Woods 1, Eagle Pass 0  
 Lubbock Monterey 4, Pasadena 3

###### Championship

Lubbock Monterey 4, Spring Woods 2



**All-Tournament**

P-Kim Lancaster, Spring Woods, Sr.  
P-Rodolfo Rodriguez, Eagle Pass, Jr.  
C-Randy Abendroth, Pasadena, Sr.  
1B-Dennis Jiral, Spring Woods, Sr.  
2B-Brent Truhart, Spring Woods, Sr.  
3B-Rodney Westfall, Lubbock Monterey, Jr.  
SS-Brad Harrelson, Lubbock Monterey, Jr.  
OF-Marlin Hamilton, Lubbock Monterey, Sr.  
OF-Larry Horn, Lubbock Monterey, Sr.  
OF-Mike Schreiner, Spring Woods, Jr.

**3A**

**Semifinals**

South Grand Prairie 1, Pecos 0  
Mercedes 3, West Orange-Stark 2 (8)

**Championship**

South Grand Prairie 9, Mercedes 1

**All-Tournament**

P-Dick Balthrop, South Grand Prairie, Jr.  
P-Arthuro Gonzales, Mercedes, Sr.  
C-Javier Campos, Mercedes, Sr.  
1B-Alex Lopez, Mercedes, Sr.  
2B-Tim Patterson, South Grand Prairie, Sr.  
3B-David Chesson, West Orange, Jr.  
SS-Don Walker, Pecos, Sr.  
OF-Danny Fatheree, South Grand Prairie, Sr.  
OF-Ray Gonzales, Mercedes, Sr.  
OF-Randy Sawyers, South Grand Prairie, Sr.

**1973 (June 7-8)**

**Nelson Field, Austin**

**4A**

**Semifinals**

Houston Westchester 5, Galena Park 0  
Midland 4, San Antonio LEE 2

**Championship**

Midland 3, Houston Westchester 1

**All-Tournament**

P-Randy Blanscott, Midland, Sr.  
P-David Clyde, Houston Westchester, Sr.  
C-Bobby Williams, Houston Westchester, Sr.  
1B-David Dubose, Galena Park, Sr.  
2B-Brandon Merworth, Midland, Sr.  
3B-Jim Lassiter, Houston Westchester, Sr.  
SS-Mike Hurt, Midland, Sr.  
OF-Steve Chastain, Midland, Sr.  
OF-Jimmy Cox, Galena Park, Fr.  
OF-Randy Marceau, San Antonio LEE, Jr.  
OF-Louis Perez, Midland, Sr.

**3A**

**Semifinals**

Brenham 5, South Grand Prairie 0  
La Grange 5, Pecos 2

**Championship**

La Grange 3, Brenham 1

**All-Tournament**

P-Kenny Hatfield, La Grange, Fr.  
P-Charles Proske, Brenham, Sr.  
C-Marcus Cook, La Grange, Jr.  
1B-Duane Easterling, South Grand Prairie, Jr.  
2B-Gary Weiss, Brenham, Jr.  
3B-Mark Kramer, Brenham, So.  
SS-Mark Kuecker, Brenham, Fr.  
OF-Rene Galindo, Pecos, Sr.



Lubbock Monterey - 1974 Conference 4A Baseball Champions

OF-Jimmy Quinn, La Grange, Sr.  
OF-David Zatopek, La Grange, Sr.

**1972 (June 8-9)**

**Nelson Field, Austin**

**4A**

**Semifinals**

Lubbock Monterey 6, Corpus Christi Carroll 1  
Houston Bellaire 11, Houston Westchester 1

**Championship**

Lubbock Monterey 2, Houston Bellaire 1

**All-Tournament**

P-Jim Gideon, Houston Bellaire, Sr.  
P-Don Moore, Lubbock Monterey, Sr.  
C-David Bialas, Houston Bellaire, Sr.  
1B-Steve Nieman, Houston Bellaire, Sr.  
2B-Jimmy Killion, Lubbock Monterey, Sr.  
3B-Dwayne Clanton, Lubbock Monterey, Jr.  
SS-Tommy McIntyre, Lubbock Monterey, Jr.  
SS-Duncan Shanklin, Houston Bellaire, Jr.  
OF-Mark Griffin, Lubbock Monterey, Sr.  
OF-Craig Hodges, Houston Bellaire, Sr.  
OF-Mark Horner, Houston Westchester, Jr.  
OF-Jon Pevy, Corpus Christi Carroll, Sr.

**3A**

**Semifinals**

Kilgore 4, Lamesa 0  
Taylor 3, Jasper 2 (10)

**Championship**

Taylor 4, Kilgore 0

**All-Tournament**

P-Steve Lacy, Kilgore, Sr.  
P-Jerry Tallas, Taylor, Sr.  
C-Mike Czimskey, Taylor, Sr.  
1B-Chris Thomasson, Jasper, Sr.  
2B-Tom Paulik, Taylor, Jr.  
3B-Dale Hedrick, Kilgore, Sr.  
SS-Mike Rathke, Taylor, Sr.  
OF-Walter Hallman, Jasper, Sr.  
OF-Larry Harris, Lamesa, Sr.  
OF-Mickey Reichenbach, Taylor, Jr.

**1971 (June 10-11)**

**Nelson Field, Austin**

**4A**

**Semifinals**

Lubbock Monterey 4, Lufkin 0  
Houston Bellaire 4, San Antonio LEE 1

**Championship**

Houston Bellaire 5, Lubbock Monterey 4

**All-Tournament**

P-Jim Gideon, Houston Bellaire, Jr.  
P-Bill Lorillard, San Antonio LEE, Sr.  
P-Don Moore, Lubbock Monterey, Jr.  
C-Rick Bradley, Lufkin, Jr.  
1B-Steve Frank, Houston Bellaire, Sr.  
2B-Tom McIntyre, Lubbock Monterey, So.  
3B-Mark Davis, Houston Bellaire, Sr.  
SS-Alan McMurtrey, Houston Bellaire, Sr.  
SS-Billy Sorrels, Lubbock Monterey, Sr.  
OF-Terry Hickkila, San Antonio LEE, Jr.  
OF-Troy Price, Lubbock Monterey, Sr.  
OF-Frank Rodriguez, Lufkin, Jr.

**3A**

**Semifinals**

Dumas 3, Kilgore 0  
Taylor 1, Wharton 0

**Championship**

Dumas 4, Taylor 0

**All-Tournament**

P-Billy Don Hamilton, Dumas, Sr.  
P-Mickey Reichenbach, Taylor, So.  
C-Jerry McVickers, Dumas, Sr.  
1B-Bill Weardon, Wharton, Jr.  
2B-Ken Schaefer, Taylor, Sr.  
3B-Kim McClintock, Dumas, Sr.  
SS-Ken Cmerck, Taylor, Sr.  
SS-Mickey Hartman, Dumas, Sr.  
OF-Johnny Kimbley, Dumas, Sr.  
OF-Jay Tucker, Kilgore, Sr.  
OF-Sterling Wood, Taylor, Sr.





### 1970 (June 11-12) Nelson Field, Austin

#### 4A

Semifinals  
Houston Bellaire 1, Alice 0  
Houston Aldine 2, Lubbock Monterey 0

Championship  
Houston Aldine 4, Houston Bellaire 0

All-Tournament  
P-Glenn Bryant, Houston Aldine, Sr.  
P-Bobby Cuellar, Alice, Sr.  
P-Jim Horsch, Houston Bellaire, Sr.  
C-Billy McElroy, Houston Aldine, Sr.  
1B-Paul Miller, Houston Aldine, Sr.  
2B-Steve Jarrard, Houston Bellaire, Sr.  
2B-Leonard Truett, Houston Aldine, Sr.  
3B-Mickey Klatt, Lubbock Monterey, Sr.  
SS-James Bates, Houston Aldine, Sr.  
OF-Abel Escobar, Alice, Jr.  
OF-Clark Schneider, Houston Bellaire, Sr.  
OF-Phillip Terrell, Houston Aldine, Sr.

#### 3A

Semifinals  
Dumas 2, Fort Worth Carter-Riverside 1 (8)  
Brenham 3, Eagle Pass 0

Championship  
Brenham 11, Dumas 2

All-Tournament  
P-Zane Grubbs, Brenham, Sr.  
P-Rolando Surita, Eagle Pass, Sr.  
C-Mike Hopkins, Fort Worth Carter-Riverside, Sr.  
1B-Charles Schlottman, Brenham, Jr.  
2B-Otto Kemper, Brenham, Jr.  
3B-Bill Nutt, Brenham, Sr.  
SS-Wayne Kluck, Brenham, Jr.  
OF-Don Jordan, Dumas, Sr.  
OF-Val Gene Kiecke, Brenham, Jr.  
OF-Larry McDonald, Brenham, Jr.

### 1969 (June 12-13) Nelson Field, Austin

#### 4A

Semifinals  
Midland Legacy 2, San Antonio Houston 1 (8)  
Houston Lamar 1, Fort Worth Arlington Heights 0

Consolation  
Fort Worth Arlington Heights 3, San Antonio Houston 1

Championship  
Houston Lamar 1, Midland Legacy 0

All-Tournament  
P-Teddy Gilman, Houston Lamar, Sr.  
P-Leroy Thomas, San Antonio Houston, Sr.  
C-Grier Patton, Houston Lamar, Sr.  
1B-Steve Morris, Midland Legacy, Jr.  
2B-Robert Castillo, San Antonio Houston, Jr.  
3B-Mike Stoltz, Midland Legacy, Sr.  
SS-Mike Cross, Midland Legacy, Sr.  
OF-Jacky Akin, Fort Worth Arlington Heights, Sr.  
OF-Alan Alexander, Houston Lamar, Jr.  
OF-Steve Mohnke, Houston Lamar, Jr.

#### 3A

Semifinals  
Andrews 5, Brenham 4 (9)  
Taylor 5, Burleson 0

#### Consolation

Brenham 7, Burleson 0

Championship  
Taylor 3, Andrews 0

All-Tournament  
P-Johnny Hatcher, Andrews, Sr.  
P-Tommy Oliphant, Taylor, Jr.  
C-Darrell Blum, Brenham, Sr.  
1B-Andrew Williams, Brenham, Sr.  
2B-Steve Ross, Andrews, Sr.  
3B-David Threadgill, Taylor, So.  
SS-Kenny Cmerek, Taylor, So.  
OF-Tommy Lange, Brenham, Sr.  
OF-Tom Ryan, Andrews, Jr.  
OF-James Schroeder, Taylor, Sr.

### 1968 (June 6-7) Nelson Field, Austin

#### 4A

Semifinals  
San Antonio Highlands 3, Arlington 0  
Pasadena 2, Tyler 0

Consolation  
Tyler 4, Arlington 3

Championship  
San Antonio Highlands 3, Pasadena 1

All-Tournament  
P-Richard Guerra, San Antonio Highlands, So.  
P-Glenn Harris, San Antonio Highlands, Sr.  
C-Tommy Neill, Tyler, Sr.  
1B-Gary Roye, Tyler, Sr.  
2B-Alan Weeks, Tyler, Sr.  
3B-Jimmy Pitts, Pasadena, Sr.  
SS-Andy Dominiguez, San Antonio Highlands, Sr.  
OF-Salvador Calvo, San Antonio Highlands, Sr.  
OF-Albert Kimble, Pasadena, Jr.  
OF-Alan Martin, Tyler, Jr.

#### 3A

Semifinals  
El Campo 4, Waco La Vega 2 (8)  
Lamesa 2, South San Antonio 1

Consolation  
South San Antonio 4, Waco La Vega 0

Championship  
El Campo 3, Lamesa 0

All-Tournament  
P-Felix Juarez, South San Antonio, Sr.  
P-Alan Olson, El Campo, Jr.  
C-Babe Torres, Waco La Vega, Sr.  
1B-Roland Lundy, El Campo, Sr.  
2B-Mike Markl, South San Antonio, Sr.  
3B-Raul Zamora, South San Antonio, Sr.  
SS-Wayne Zaskoda, El Campo, Sr.  
OF-Lowell Howard, El Campo, Jr.  
OF-Lucio Leal, South San Antonio, Sr.  
OF-Dickey Wilson, Waco La Vega, Sr.

### 1967 (June 8-9) Disch Field, Austin

#### 4A

Semifinals  
Corpus Christi King 2, Houston Wisdom 0  
Abilene Cooper 4, Tyler 1

Consolation  
Tyler 1, Houston Wisdom 0

Championship  
Corpus Christi King 1, Abilene Cooper 0

All-Tournament  
P-Burt Hooten, Corpus Christi King, Jr.  
P-Steve Nelson, Corpus Christi King, Sr.  
C-John Mims, Corpus Christi King, Sr.  
1B-Steve Howard, Abilene Cooper, Sr.  
2B-Bryan Mayo, Corpus Christi King, So.



Houston Bellaire - 1971 Conference 4A Baseball Champions



Dallas Samuel - 1965 Conference 4A Baseball Champions

3B-Ricky Wittle, Abilene Cooper, Jr.  
 SS-Neil Butler, Corpus Christi King, Jr.  
 OF-Mike Lundberg, Abilene Cooper, Jr.  
 OF-Danny Palmer, Tyler, Sr.  
 OF-Larry Smith, Corpus Christi King, Sr.

### 3A

#### Semifinals

South San Antonio 3, Odessa Ector 0  
 Beaumont Forest Park 3, Waco La Vega 1

#### Consolation

Waco La Vega 6, Odessa Ector 4 (8)

#### Championship

South San Antonio 3, Beaumont Forest Park 0

#### All-Tournament

P-John Langerhans, South San Antonio, Jr.  
 P-Nati Salazar, South San Antonio, Sr.  
 C-Dennis Margo, South San Antonio, Jr.  
 1B-David Bernson, Beaumont Forest Park, Jr.  
 2B-Mike Markl, South San Antonio, Jr.  
 3B-Arturo Spencer, Odessa Ector, Jr.  
 SS-Frank Tondre, South San Antonio, Sr.  
 OF-Larry Haynes, Waco La Vega, Jr.  
 OF-Casey Sanchez, South San Antonio, Sr.  
 OF-Harold Sisk, Beaumont Forest Park, Sr.

### 1966 (June 10-11) Disch Field, Austin

#### 4A

#### Semifinals

Freeport Brazosport 4, Odessa Permian 1  
 San Antonio MacArthur 3, Fort Worth Arlington Heights 0

#### Consolation

Odessa Permian 1, Fort Worth Arlington Heights 0 (11)

#### Championship

Freeport Brazosport 6, San Antonio MacArthur 1

#### All-Tournament

P-David Larson, Freeport Brazosport, Sr.  
 P-Terry Turk, San Antonio MacArthur, Sr.  
 C-Billy O'Barr, Freeport Brazosport, Sr.

1B-Tim Davis, Freeport Brazosport, Sr.  
 2B-Steve Burnett, Freeport Brazosport, Sr.  
 3B-Charles Lacy, Odessa Permian, Sr.  
 SS-Barney Harris, San Antonio MacArthur, Sr.  
 OF-Jeff Davis, San Antonio MacArthur, Jr.  
 OF-Erle Lindsey, Freeport Brazosport, Sr.  
 OF-Roger Williams, Fort Worth Arlington Heights, Jr.

### 3A

#### Semifinals

South San Antonio 2, Brenham 1  
 Dumas 1, Waxahachie 0 (8)

#### Consolation

Waxahachie 3, Brenham 1

#### Championship

South San Antonio 2, Dumas 1

#### All-Tournament

P-Nati Salazar, South San Antonio, Jr.  
 P-Johnny Sober, Dumas, Sr.  
 C-Dennis Margo, South San Antonio, So.  
 1B-Billy McVicker, Dumas, Sr.  
 2B-Mike Markl, South San Antonio, So.  
 3B-James Plant, Brenham, Sr.  
 SS-Jackie Heidemann, Brenham, Jr.  
 OF-Tommy Fogg, South San Antonio, Jr.  
 OF-Robbie Matthews, Waxahachie, So.  
 OF-Randy Moseley, Waxahachie, Sr.

### 1965 (June 15-16) Disch Field, Austin

#### 4A

#### Semifinals

Brownsville 7, Galena Park 1  
 Dallas Samuel 2, El Paso Austin 0 (8)

#### Consolation

El Paso Austin 4, Galena Park 3

#### Championship

Dallas Samuel 14, Brownsville 0 (6)

#### All-Tournament

P-Mike Biko, Dallas Samuel

P-Charles Vaughn, Brownsville  
 C-Mike Beeler, Dallas Samuel  
 1B-Alton Stelley, El Paso Austin  
 2B-Glenn Hill, Dallas Samuel  
 3B-Mike Mason, Dallas Samuel  
 SS-Mark Dillon, El Paso Austin  
 OF-Robert Arnold, El Paso Austin  
 OF-Johnny Johnson, Dallas Samuel  
 OF-Sergio Manzano, Brownsville

### 3A

#### Semifinals

Alvin 3, Snyder 0  
 Waxahachie 2, South San Antonio 0

#### Consolation

South San Antonio 6, Snyder 2

#### Championship

Waxahachie 6, Alvin 3

#### All-Tournament

P-Tommy Rhymes, Waxahachie  
 P-Nolan Ryan, Alvin  
 C-Dale Fincher, Waxahachie  
 1B-Pat Cluney, Waxahachie  
 2B-Adam Reyes, South San Antonio  
 3B-Nati Salazar, South San Antonio  
 SS-Harvey Huffstetler, Waxahachie  
 OF-Mack Galyean, Snyder  
 OF-Casey Sanchez, South San Antonio  
 OF-Jimmy Tamez, Waxahachie

### 1964 (June 16-17) Disch Field, Austin

#### 4A

#### Semifinals

Sherman 3, San Antonio LEE 0  
 Freeport Brazosport 3, Midland Legacy 2

#### Consolation

Midland Legacy 1, San Antonio LEE 0

#### Championship

Freeport Brazosport 2, Sherman 0

#### All-Tournament

P-Ken Perrin, Sherman  
 P-Bobby Weber, Midland Legacy  
 C-Tony Brown, San Antonio Legacy  
 1B-Terry Schreiner, Midland Legacy  
 2B-Richard Rimato, Freeport Brazosport  
 3B-Louis Mexia, Sherman  
 SS-James Heartwell, San Antonio LEE  
 OF-Kim Hammond, Midland Legacy  
 OF-Gary Kempf, San Antonio LEE  
 OF-Jimmy Larsen, Freeport Brazosport

### 3A

#### Semifinals

South San Antonio 2, Deer Park 1  
 Brownfield 2, Mount Pleasant 0

#### Consolation

Deer Park 10, Mount Pleasant 0 (6)

#### Championship

South San Antonio 17, Brownfield 1

#### All-Tournament

P-Amalio Garcia, Brownfield  
 P-Johnny Guzman, South San Antonio  
 C-Eddie Lomas, South San Antonio  
 C-Ronnie White, Deer Park  
 1B-Danny Kowalski, Deer Park





2B-Bobby Jorgensen, South San Antonio  
 3B-Ernest McAnally, Mount Pleasant  
 SS-Marvin Davis, South San Antonio  
 OF-Larry Black, South San Antonio  
 OF-Bill Markl, South San Antonio  
 OF-Mike Wood, Deer Park

### 1963 (June 4-5) Disch Field, Austin

#### 4A

##### Semifinals

Lufkin 1, San Antonio LEE 0  
 Houston Bellaire 3, Lubbock Monterey 1

##### Consolation

San Antonio LEE 2, Lubbock Monterey 0

##### Championship

Lufkin 6, Houston Bellaire 4 (8)

##### All-Tournament

P-Joe Lowe, Lufkin  
 P-John McDonald, Houston Bellaire  
 C-Joe Staples, Houston Bellaire  
 1B-John Fox, Houston Bellaire  
 2B-Marc Wichman, Lufkin  
 3B-Doug Nicholson, Houston Bellaire  
 SS-Joe Lewallen, San Antonio LEE  
 OF-Al Ayers, Lubbock Monterey  
 OF-David Brevell, Lufkin  
 OF-Bill Sullivan, Houston Bellaire

#### 3A

##### Semifinals

South San Antonio 1, Jasper 0  
 River Oaks Castleberry 12, Dumas 2 (5)

##### Consolation

Dumas 2, Jasper 0

##### Championship

South San Antonio 8, River Oaks Castleberry 1

##### All-Tournament

P-Johnny Guzman, South San Antonio  
 P-Phillip Hennigan, Jasper  
 C-Eddie Campos, South San Antonio  
 1B-Kenneth Davis, River Oaks Castleberry  
 2B-Warren Williams, South San Antonio  
 3B-George Magro, South San Antonio  
 SS-Bill Jorgenson, South San Antonio  
 OF-Don Hines, Jasper  
 OF-Meddie Lomas, South San Antonio  
 OF-Abby Stratton, River Oaks Castleberry

### 1962 (June 5-6) Disch Field, Austin

#### 4A

##### Semifinals

Houston Bellaire 10, Corpus Christi Carroll 1  
 Odessa 4, Lufkin 2

##### Consolation

Lufkin 2, Corpus Christi Carroll 1 (8)

##### Championship

Houston Bellaire 8, Odessa 6

##### All-Tournament

P-Billy Crain, Houston Bellaire  
 P-Rocky Thompson, Lufkin  
 C-John Moffett, Corpus Christi Carroll  
 1B-Mike Seago, Lufkin  
 2B-Abe Scott, Odessa

3B-Doug Nicholson, Houston Bellaire  
 SS-Don Looper, Houston Bellaire  
 OF-David Brevell, Lufkin  
 OF-Jerry Holderman, Odessa  
 OF-Bill Sullivan, Houston Bellaire

#### 3A

##### Semifinals

Seminole 2, San Antonio LEE 1 (8)  
 El Campo 1, Richardson 0

##### Consolation

Richardson 7, San Antonio LEE 4

##### Championship

El Campo 4, Seminole 1

##### All-Tournament

P-Tom Cunningham, Seminole  
 P-Kenny Kram, El Campo  
 C-Donald Shult, El Campo  
 1B-Randy Sparkman, El Campo  
 2B-Jim Messer, San Antonio Lee  
 3B-Ellwood Hermansen, El Campo  
 SS-Bill Bain, Richardson  
 OF-Frank Bice, Seminole  
 OF-Terry Burke, Richardson  
 OF-Richard Hermansen, El Campo

### 1961 (June 7-8) Disch Field, Austin

#### 4A

##### Semifinals

Baytown Lee 4, Waco 2  
 Lubbock Monterey 4, Lufkin 3

##### Consolation

Lufkin 5, Waco 0

##### Championship

Baytown Lee 3, Lubbock Monterey 1

##### All-Tournament

P-John Collier, Lufkin  
 P-Robert Oliver, Baytown  
 C-Jerry Register, Lufkin  
 1B-Bob Cone, Lubbock Monterey  
 2B-Jimmy Dodd, Baytown  
 3B-Donnie Bumpass, Lubbock Monterey  
 SS-James Ellis, Lubbock Monterey  
 OF-Ronald Bandy, Lubbock Monterey  
 OF-Billy Hancock, Waco  
 OF-Leroy Wilkinson, Lufkin

#### 3A

##### Semifinals

Paris 4, Jasper 3  
 South San Antonio 10, Lamesa 4

##### Consolation

Jasper 6, Lamesa 1

##### Championship

South San Antonio 6, Paris 0

##### All-Tournament

P-Dickie Towers, Paris  
 P-Robert Zamora, South San Antonio  
 C-Charles Potts, Paris  
 C-Leonard Sanchez, South San Antonio  
 1B-Mickey Leukhardt, South San Antonio  
 2B-Jim Ellis, Jasper  
 3B-Tony Hutto, Paris  
 SS-Newton Grimes, South San Antonio  
 OF-Aubrey Cox, Lamesa

OF-Al Jones, Jasper  
 OF-Sibby Lague, South San Antonio

### 1960 (June 2-3) Disch Field, Austin

#### 4A

##### Semifinals

Houston Bellaire 11, Midland 2  
 San Antonio Harlandale 4, Fort Worth Paschal 1

##### Consolation

Fort Worth Paschal 12, Midland 2

##### Championship

Houston Bellaire 5, San Antonio Harlandale 4

##### All-Tournament

P-John Crain, Houston Bellaire  
 P-Bob Myer, San Antonio Harlandale  
 C-Bill Pruett, Houston Bellaire  
 1B-Ishmael Casanova, San Antonio Harlandale  
 2B-Robert Praetorius, Fort Worth Paschal  
 3B-Steve Cosgrove, Houston Bellaire  
 SS-Tom Hillary, Houston Bellaire  
 SS-Wilbur Huckle, San Antonio Harlandale  
 OF-Bob Bigley, Fort Worth Paschal  
 OF-Jerry Braswell, Houston Bellaire  
 OF-Rudy Casanova, San Antonio Harlandale  
 OF-Jay Walrath, Houston Bellaire

#### 3A

##### Semifinals

Seguin 3, Kilgore 1  
 Snyder 5, Nederland 2

##### Consolation

Nederland 8, Kilgore 7

##### Championship

Seguin 3, Snyder 0

##### All-Tournament

P-Norman Gladson, Snyder  
 P-Charley Hartenstein, Seguin  
 P-Ronnie Jones, Snyder  
 C-John Skeeters, Kilgore  
 1B-Joel Tigett, Seguin  
 2B-Dickie Barlow, Nederland  
 3B-Robert Minor, Kilgore  
 SS-Roger Crouch, Kilgore  
 OF-Jeep Kiel, Seguin  
 OF-Harvey Kutac, Seguin  
 OF-Dickie Respress, Kilgore

### 1959 (June 3-4) Disch Field, Austin

#### 4A

##### Semifinals

Beaumont 4, Odessa 3 (8)  
 Fort Worth Paschal 1, Austin 0

##### Consolation

Austin 8, Odessa 2

##### Championship

Beaumont 2, Fort Worth Paschal 0

##### All-Tournament

P-Raymond Culp, Austin  
 P-Tommy Odiorne, Beaumont  
 P-Stan Standridge, Fort Worth Paschal  
 C-Gary Spann, Odessa  
 1B-Don Reynolds, Fort Worth Paschal  
 2B-Bobby Masterson, Beaumont





3B-Rox Covert, Austin  
SS-Terry Cobb, Beaumont  
OF-Mike Noe, Austin  
OF-Roger Reid, Odessa  
OF-Paul Woods, Fort Worth Paschal

**3A**

Semifinals  
Odessa Ector 3, Nederland 0  
South San Antonio 4, Nacogdoches 3  
Consolation  
Nederland 5, Nacogdoches 3  
Championship  
South San Antonio 7, Odessa Ector 1  
All-Tournament  
P-Mike Kropp, Odessa Ector  
P-Bobby Lara, South San Antonio  
P-Robert Zamora, South San Antonio  
C-Doug Lightsey, South San Antonio  
1B-Fred Neely, Nederland  
2B-Keith Prince, Nacogdoches  
3B-Mike Shaddock, South San Antonio  
SS-James Shirley, Nacogdoches  
OF-Edward Bellow, Nederland  
OF-Raul Cerda, South San Antonio  
OF-Larry Franks, Nacogdoches

**1958 (June 5-6)  
Disch Field, Austin**

**4A**

Semifinals  
Austin High 3, Fort Worth Paschal 0  
Lufkin 9, Houston Lamar 8  
Consolation  
Houston Lamar 3, Fort Worth Paschal 2  
Championship  
Austin High 6, Lufkin 4  
All-Tournament  
P-Bob Callaway, Houston Lamar  
P-Raymond Culp, Austin High  
C-Mike Cotton, Austin High  
1B-Clovis Williams, Austin High  
2B-Richard Campbell, Fort Worth Paschal  
3B-David Skinner, Lufkin  
SS-Bobby Nunis, Austin High  
OF-Angelo Indelicato, Houston Lamar  
OF-Tommy Ledbetter, Houston Lamar  
OF-Mike Noe, Austin High

**3A**

Semifinals  
South San Antonio 5, Snyder 0  
Corsicana 8, Port Neches-Groves 0  
Consolation  
Port Neches-Groves 9, Snyder 0  
Championship  
South San Antonio 11, Corsicana 3  
All-Tournament  
P-John Payne, South San Antonio  
P-Frankie Rouse, Corsicana  
C-Jack Callicutt, Corsicana  
1B-Bobby Felder, Port Neches-Groves  
2B-Kenneth Drake, Snyder  
3B-Lorenzo Garcia, South San Antonio  
SS-Freddie Drew, Corsicana

OF-Raul Cerda, South San Antonio  
OF-Leland Dove, Corsicana  
OF-Elliott Romero, Port Neches-Groves

**1957 (June 6-7)  
Disch Field, Austin**

**4A**

Semifinals  
Abilene 4, Waco 2  
Wichita Falls 3, Pasadena 1  
Consolation  
Waco 3, Pasadena 2  
Championship  
Abilene 9, Wichita Falls 2  
All-Tournament  
P-Harold Morgan, Wichita Falls  
P-Kenny Schmidt, Abilene  
C-Glynn Gregory, Abilene  
1B-Ronnie Lucas, Wichita Falls  
2B-Jimmy Riess, Waco  
3B-Oliver Bright, Pasadena  
SS-Robert Carruthers, Abilene  
OF-Jim Carpenter, Abilene  
OF-Fritz Land, Wichita Falls  
OF-David West, Wichita Falls

**3A**

Semifinals  
Bryan 5, Garland 4 (8)  
Cuero 3, Snyder 2  
Consolation  
Snyder 1, Garland 0  
Championship  
Bryan 6, Cuero 2  
All-Tournament  
P-Ronnie Baker, Snyder  
P-John Schmidt, Cuero  
C-Bill Lee, Cuero  
1B-Dickie Hickerson, Bryan  
2B-Lynn Skelton, Garland  
3B-John Rocha, Bryan  
SS-Joe Burt, Bryan  
OF-Henry Batten, Bryan  
OF-Tommy Mangum, Cuero  
OF-Lloyd Sheffield, Bryan

**1956 (June 6-8)  
Disch Field, Austin**

**2A**

First Round  
Dallas Highland Park 2, Amarillo 0  
Fort Worth Paschal 5, Lufkin 4 (8)  
Abilene 7, Edinburg 5 (8)  
Port Arthur 2, Austin McCallum 1  
Semifinals  
Abilene 8, Fort Worth Paschal 3  
Dallas Highland Park 3, Port Arthur 0  
Consolation  
Port Arthur 3, Fort Worth Paschal 2  
Championship  
Abilene 13, Dallas Highland Park 0 (5)  
All-Tournament  
P-Mike Collins, Dallas Highland Park  
P-Altus Scott, Abilene  
C-Glynn Gregory, Abilene

1B-Bruce Boyd, Abilene  
2B-Larry Foote, Fort Worth Paschal  
3B-Freddie Green, Abilene  
SS-Robert Carruthers, Abilene  
SS-Paul Gauntt, Fort Worth Paschal  
OF-Jay Arnett, Austin McCallum  
OF-Jim Carpenter, Abilene  
OF-Major Rising, Port Arthur

**1955 (June 1-3)  
Disch Field, Austin**

**2A**

First Round  
Abilene 2, Dallas Adamson 1  
Waco 3, Corpus Christi Ray 2  
Baytown Lee 6, Houston Reagan 1  
Paris 3, Amarillo 2  
Semifinals  
Abilene 2, Waco 1  
Paris 2, Baytown Lee 1  
Consolation  
Baytown Lee 4, Waco 2  
Championship  
Paris 2, Abilene 1 (8)  
All-Tournament  
P-H.P. Hawkins, Abilene  
P-Donnie Hullum, Baytown Lee  
C-Garry Herrington, Baytown Lee  
1B-Fred Overton, Waco  
2B-Butch Ellis, Paris  
3B-Freddie Green, Abilene  
SS-Larry Click, Paris  
OF-Jim Carpenter, Abilene  
OF-J.T. Davis, Paris  
OF-Edwin Denny, Baytown Lee

**1954 (June 2-4)  
Disch Field, Austin**

**2A**

First Round  
Dallas Adamson 1, Odessa 0  
Austin Travis 5, Texas City 2  
Longview 2, Corpus Christi Ray 0  
Dallas Highland Park 4, El Paso Austin 1  
Semifinals  
Austin Travis 5, Dallas Adamson 1  
Dallas Highland Park 3, Longview 2  
Consolation  
Dallas Adamson 4, Longview 0  
Championship  
Austin Travis 6, Dallas Highland Park 1  
All-Tournament  
P-Cliff Jones, Dallas Adamson  
P-Don Presley, Dallas Highland Park  
P-Carl Schlemeyer, Odessa  
C-Scott Covington, Austin Travis  
1B-Billy Shipp, Longview  
2B-Dayle Casey, Dallas Highland Park  
3B-Joe Guedea, Austin Travis  
SS-Rae Hendrix, Dallas Highland Park  
OF-Leo Burkhalter, Dallas Adamson  
OF-Otto Lind, Austin Travis  
OF-Don Metcalfe, Dallas Highland Park  
OF-George Myers, Longview



**1953 (June 3-5)  
Disch Field, Austin**

**2A**  
First Round  
Wichita Falls 3, Bryan 1  
Fort Worth Poly 13, Corpus Christi Ray 4  
Tyler 3, Temple 0  
Amarillo 5, Austin 4  
Semifinals  
Fort Worth Poly 2, Wichita Falls 1  
Amarillo 2, Tyler 1  
Consolation  
Tyler 3, Wichita Falls 2  
Championship  
Fort Worth Poly 4, Amarillo 1  
All-Tournament  
P-Noel Buchanan, Amarillo  
P-Albert Hill, Tyler  
P-Harry Taylor, Fort Worth Poly  
C-Bill Brashear, Wichita Falls  
1B-Tommy Edmundson, Wichita Falls  
2B-Johnny Woodman, Fort Worth Poly  
3B-Buddy Nolley, Tyler  
SS-Bob Byrd, Amarillo  
OF-I.B. Childs, Fort Worth Poly  
OF-Fred Wendlendt, Austin  
OF-Melvin Wright, Amarillo

**1952 (June 2-4)  
Disch Field, Austin**

**2A**  
First Round  
Waco 4, Abilene 1  
Houston Heights 7, Tyler 0  
Laredo 2, Bryan 1  
Dallas Crozier Tech 6, Amarillo 5 (9)  
Semifinals  
Houston Heights 6, Waco 3  
Dallas Crozier Tech 5, Laredo 2  
Consolation  
Waco 4, Laredo 2  
Championship  
Houston Heights 8, Dallas Crozier Tech 5  
All-Tournament  
P-Dick Munday, Bryan  
P-Jack Schulte, Houston Heights  
P-Doyle Stout, Dallas Crozier Tech  
C-Hugh Basquette, Waco  
1B-Wayne Tucker, Houston Heights  
2B-Vito Marchese, Houston Heights  
3B-Marshall Thornton, Dallas Crozier Tech  
SS-Wayne Connally, Waco  
OF-Jim Bethea, Houston Heights  
OF-Joe Delgado, Dallas Crozier Tech  
OF-Pete Vance, Houston Heights

**1951 (June 4-6)  
Disch Field, Austin**

**2A**  
Quarterfinals  
Dallas Highland Park 15, Fort Worth Northside 1  
Odessa 4, Tyler 3  
Beaumont South Park 6, Corpus Christi Miller 0  
Wichita Falls 4, Austin 3

Semifinals  
Dallas Highland Park 7, Odessa 4  
Beaumont South Park 9, Wichita Falls 2  
Consolation  
Wichita Falls 3, Odessa 2  
Championship  
Beaumont South Park 2, Dallas Highland Park 0  
All-Tournament  
P-Garland Fuqua, Odessa  
P-Ed Heinning, Tyler  
P-Jerry Nelson, Beaumont South Park  
P-Jim Robertson, Dallas Highland Park  
C-Frank Verble, Beaumont South Park  
1B-Jack Dulaney, Dallas Highland Park  
2B-Sam Rowland, Dallas Highland Park  
3B-Ray Mitchell, Beaumont South Park  
SS-Tommy Warner, Odessa  
OF-Fred Ablon, Dallas Highland Park  
OF-Frank Gee, Odessa  
OF-Jerry Singleton, Beaumont South Park

**1950 (2A-June 5-7, CITY-June 7-9)  
Disch Field, Austin (2A)  
Houston Public Fields, Houston (CITY)**

**CITY**  
First Round  
Fort Worth Arlington Heights 1, Dallas Crozier Tech 0  
Dallas Adamson 6, Houston Milby 3  
Semifinals  
Fort Worth Arlington Heights 3, Houston Davis 0  
Fort Worth Paschal 6, Dallas Adamson 1  
Consolation  
Dallas Adamson 6, Houston Davis 0  
Championship  
Fort Worth Paschal 2, Fort Worth Arlington Heights 1  
All-Tournament  
P-Jack Dillard, Fort Worth Arlington Heights  
P-Ronald Hauge, Fort Worth Paschal  
P-Joe Hardgrove, Fort Worth Paschal  
C-Ed Sallis, Dallas Adamson  
C-Emmitt Taylor, Fort Worth Paschal  
1B-Excell Anyette, Fort Worth Arlington Heights  
2B-Bill Pierce, Fort Worth Paschal  
3B-Millar Brown, Dallas Adamson  
SS-Cecil Long, Dallas Adamson  
OF-James Akins, Fort Worth Arlington Heights  
OF-Roy Kelley, Fort Worth Paschal  
OF-Joe Vaughn, Fort Worth Arlington Heights  
UTIL-Tom Pearce, Houston Davis

**2A**  
Quarterfinals

Abilene 7, Beaumont 0  
Sherman 1, Amarillo 0 (8)  
Marshall 3, Waxahachie 2  
Odessa 7, Laredo 6

Semifinals  
Abilene 12, Sherman 2 (5)  
Odessa 6, Marshall 1

Consolation  
Sherman 4, Marshall 3  
Championship

Odessa 2, Abilene 1  
All-Tournament  
P-Tom O'Bar, Abilene  
P-George Tucker, Sherman

P-Jack Whitt, Odessa  
C-Don Dacus, Marshall  
C-Charles Fisher, Abilene  
C-Dawton Hughes, Odessa  
1B-Robert Jones, Abilene  
2B-Will Armstrong, Abilene  
2B-James Stewart, Odessa  
3B-John Stephens, Abilene  
SS-Charles White, Odessa  
OF-Bob Higginbotham, Sherman  
OF-Wayne Hoodfin, Marshall  
OF-Hub Ingraham, Abilene  
OF-Clyde Isrel, Amarillo  
OF-Frank Lee, Odessa

**1949 (2A-June 6-8, CITY-June 8-10)  
Disch Field, Austin (2A)  
Barnett Field, Dallas (CITY)**

**CITY**  
First Round  
Fort Worth Carter-Riverside 10, Houston Austin 9  
Dallas Sunset 11, Houston Lamar 4  
Semifinals  
Dallas Adamson 10, Fort Worth Carter-Riverside 0 (5)  
Fort Worth Paschal 3, Dallas Sunset 2  
Consolation  
Fort Worth Carter-Riverside 4, Dallas Sunset 0  
Championship  
Dallas Adamson 6, Fort Worth Paschal 2

**2A**  
Quarterfinals  
Waco 8, Beaumont 5  
El Paso Bowie 5, Stephenville 1  
Denison 1, Marshall 0 (10)  
Austin High 2, Lubbock 0  
Semifinals  
El Paso Bowie 4, Waco 3 (12)  
Austin High 12, Denison 0 (5)  
Consolation  
Denison 6, Waco 5 (9)  
El Paso Bowie 3, Austin High 2



# BASEBALL

## ALL-TIME STATE TOURNAMENT APPEARANCES

\* - State Champion; \*\* - Consolation Champion

School	Tournament Appearances	W	L	Games	Win Pct.	Tourn.App.	Championships
Abbott	1A:1985,2017*,18,22,23*,24	4	4	8	0.500	6	2
Abilene	2A:1950,52,55,56*; 4A:1957*	9	3	12	0.750	5	2
Abilene Cooper	4A:1967; 5A:1987*,88*,93	6	2	8	0.750	4	2
Abilene Wylie	3A:1990,97,2002,06,07; 4A:2015,16*,17*	4	6	10	0.400	8	2
Albany	2A:2017	0	1	1	0.000	1	0
Aledo	2A:1980; 4A:2014*; 5A:2015	2	2	4	0.500	3	1
Alice	4A:1970	0	1	1	0.000	1	0
Alpine	3A:1994	1	1	2	0.500	1	0
Alto	2A:1997	1	1	2	0.500	1	0
Alvarado	3A:1983	0	1	1	0.000	1	0
Alvin	3A:1965; 5A:1993	1	2	3	0.333	2	0
Amarillo	2A:1950,52,53,55,56; 6A:2016; 5A:2021	2	7	9	0.222	7	0
Anderson-Shiro	1A:2006*	2	0	2	1.000	1	1
Andrews	3A:1969; 4A:1985,90,99*; 3A:2009	3	4	7	0.429	5	1
Anson	1A:2014	0	1	1	0.000	1	0
Apple Springs	1A:1984,88*	2	1	3	0.667	2	1
Archer City	1A:1986,2007*	3	1	4	0.750	2	1
Argyle	3A:2014; 4A:2015*,18*,19*,22; 5A:2023	9	3	12	0.750	6	3
Arlington	4A:1968; 5A:1986	0	3	3	0.000	2	0
Arlington Martin	5A:1990,93*,2012,13; 6A:2015	2	3	5	0.400	5	1
Austin	2A:1949,51,53; 4A:1958*,59**; 5A:2001	6	5	11	0.545	6	1
Austin Anderson	4A:1989	1	1	2	0.500	1	0
Austin Bowie	5A:2002	1	1	2	0.500	1	0
Austin Lake Travis	4A:2012	0	1	1	0.000	1	0
Austin McCallum	2A:1956; 4A:1997	0	2	2	0.000	2	0
Austin Travis	2A:1954*	3	0	3	1.000	1	1
Austin Westlake	3A:1980*; 4A:1982,83,84*,86; 5A:1990,98,99,2009; 6A:2023	4	8	12	0.333	10	2
Baird	1A:1992,93	0	2	2	0.000	2	0
Banquete	3A:2016	0	1	1	0.000	1	0
Baytown Lee	2A:1955**; 4A:1961*	4	1	5	0.800	2	1
Baytown Sterling	4A:1979	1	1	2	0.500	1	0
Beaumont	2A:1949,50; 4A:1959*	2	2	4	0.500	3	1
Beaumont Forest Park	3A:1967	1	1	2	0.500	1	0
Beaumont South Park	2A:1951*	3	0	3	1.000	1	1
Beckville	1A:2001; 2A:2016; 3A:2018*	3	2	5	0.600	3	1
Bellville	3A:1988,92,93*	3	2	5	0.600	3	1
Big Sandy Harmony	2A:2003	0	1	1	0.000	1	0
Big Spring	4A:1992,94	1	2	3	0.333	2	0
Bishop	3A:2015	1	1	2	0.500	1	0
Blanco	2A:1988,2007	1	2	3	0.333	2	0
Blue Ridge	1A:2000,11	1	2	3	0.333	2	0
Boling	2A:1993	1	1	2	0.500	1	0
Booker	2A:2015	0	1	1	0.000	1	0





School	Tournament Appearances	W	L	Games	Win Pct.	Tourn.App.	Championships
Boerne Champion	5A:2023	0	1	1	0.000	1	0
Bosqueville	1A:2000,08*; 2A:2016,21	2	3	5	0.400	4	1
Bowie	3A:1981	1	1	2	0.500	1	0
Boyd	3A:2023*	2	0	2	1.000	1	1
Bremond	1A:1981*,2001*	4	0	4	1.000	2	2
Brenham	3A:1966,69**,70*,73,75*,76*; 4A:86*,87*,88*,89,94,99,2003,09,10*,11	16	10	26	0.615	16	7
Bridge City	4A:1992; 3A:2005,06	1	3	4	0.250	3	0
Brock	1A:2001; 2A:2006*,10,12; 3A:2018,21,22,24	5	6	11	0.455	8	1
Brownfield	3A:1964,86	2	3	5	0.400	2	0
Brownsboro	3A:1981	0	1	1	0.000	1	0
Brownsville	4A:1965	1	1	2	0.500	1	0
Bryan	2A:1952,53; 3A:1957*	2	2	4	0.500	3	1
Buna	3A:1990; 2A:2008	0	2	2	0.000	2	0
Burkburnett	3A:1978	1	1	2	0.500	1	0
Burleson	3A:1969	0	2	2	0.000	1	0
Burton	1A:1982,87*	3	1	4	0.750	2	1
Bushland	2A:2010,11,12	2	3	5	0.400	3	0
Cameron Yoe	2A:2011*	2	0	2	1.000	1	1
Canyon	4A:1988; 3A:2003; 4A:2023,24	0	4	4	0.000	4	0
Canyon Randall	4A:2007	0	1	1	0.000	1	0
Carrollton Turner	4A:1979,80	0	2	2	0.000	2	0
Carthage	1A:1990*; 4A:1994,01; 3A:2005*,09*	7	2	9	0.778	5	2
Castroville Medina Valley	3A:1986,97,2008	1	3	4	0.250	3	0
Cedar Park	4A:2001	0	1	1	0.000	1	0
Celina	2A:2002*; 4A:2022	2	1	3	0.667	2	1
Centerville	2A:2024	0	1	1	0.000	1	0
Channelview	4A:2006	0	1	1	0.000	1	0
Chester	1A:2024	0	1	1	0.000	1	0
China Spring	1A:1979; 2A:1987*,89*; 1A:1991,92; 2A:1993*; 3A:2000*; 4A:2022,23*	11	4	15	0.733	9	5
Claude	1A:1997	0	1	1	0.000	1	0
Cleburne	3A:1979; 4A:2004,12	2	3	5	0.400	3	0
Clifton	3A:2018	1	1	2	0.500	1	0
Clute Brazoswood	4A:1979; 5A:2011*	2	1	3	0.667	2	1
Coahoma	2A:1995,97,98,99,2000	0	5	5	0.000	5	0
College Station	3A:2014*; 5A:2016	2	1	3	0.667	2	1
CS A&M Consolidated	5A:1990,2012	1	2	3	0.333	2	0
Collinsville	1A:1998,99*; 2A:2023,24*	5	2	7	0.714	4	2
Colmesneil	B:1979,80*; 1A:1985*,86*,89,90*; 2A:2000; 1A:2003*	12	3	15	0.800	8	5
Comal Canyon	4A:1984,85	1	2	3	0.333	2	0
Comal Smithson Valley	4A:2001; 5A:2005; 6A:2021	0	3	3	0.000	3	0
Comfort	2A:2005	0	1	1	0.000	1	0




# BASEBALL

## ALL-TIME STATE TOURNAMENT APPEARANCES

\* - State Champion; \*\* - Consolation Champion



Corpus Christi Calallen - 2005 Conference 4A Baseball Champions



Cypress Ranch - 2012 Conference 5A Baseball Champions

School	Tournament Appearances	W	L	Games	Win Pct.	Tourn.App.	Championships
Conroe The Woodlands	5A:2000*,06*,13*; 6A:2018	6	1	7	0.857	4	3
Converse Judson	5A:1981	0	1	1	0.000	1	0
Cooper	2A:1999*	2	0	2	1.000	1	1
Coppell	2A:1985,86	1	2	3	0.333	2	0
Corpus Christi Calallen	4A:1993,96,98,99,2000*,02,03,05*,08*,10,11,24	12	9	21	0.571	12	3
Corpus Christi Carroll	4A:1962,72; 5A:89,93,2010*,11,12	2	7	9	0.222	7	1
Corpus Christi King	4A:1967*	2	0	2	1.000	1	1
Corpus Christi London	3A:2021,22*,23,24	3	3	6	0.500	4	1
Corpus Christi Miller	2A:1951	0	1	1	0.000	1	0
Corpus Christi Moody	4A:1978; 5A:1983,94,97,2000,03,04*,06,07*; 4A:2013; 5A:2017	7	9	16	0.438	11	2
Corpus Christi Ray	2A:1953,54,55	0	3	3	0.000	3	0
Corpus Christi Veterans Memorial	5A:2018	0	1	1	0.000	1	0
Corsicana	3A:1958	1	1	2	0.500	1	0
Corsicana Mildred	1A:1995,98; 2A:2008	2	3	5	0.400	3	0
Crawford	1A:1988; 2A:2003,15	1	3	4	0.250	3	0
Crockett	2A:1980; 3A:1982*,96*	4	1	5	0.800	3	2
Cross Plains	1A:1999	1	1	2	0.500	1	0
Crowley	4A:1991	0	1	1	0.000	1	0
Cuero	3A:1957	1	1	2	0.500	1	0
Cy-Fair	5A:1984,2007*	2	1	3	0.667	2	1
Cypress Creek	4A:1980	0	1	1	0.000	1	0
Cypress Ranch	5A:2012*; 6A:2015*,18	4	1	5	0.800	3	2
Cypress Woods	6A:2023	0	1	1	0.000	1	0
D'Hanis	1A:1990,91,94,95*,2003,19*,22*	8	4	12	0.667	7	3
Daingerfield	4A:2003	0	1	1	0.000	1	0
Dallardsville Big Sandy	2A:2017,18*	3	1	4	0.750	2	1
Dallas Adamson	CITY:1949*,50**,54**,55	6	3	9	0.667	4	1
Dallas Crozier Tech	CITY:1950; 2A:1952	2	2	4	0.500	2	0



School	Tournament Appearances	W	L	Games	Win Pct.	Tourn.App.	Championships
Dallas Highland Park	2A:1951,54,56; 4A:1997,98*,2002	9	5	14	0.643	6	1
Dallas Jesuit	6A:2015,16*	2	1	3	0.667	2	1
Dallas Samuel	4A:1965*	2	0	2	1.000	1	1
Dallas Sunset	CITY:1949	1	2	3	0.333	1	0
Danbury	2A:2009*	2	0	2	1.000	1	1
Dawson	1A:2014	0	1	1	0.000	1	0
Deer Park	3A:1964**, 4A:1975; 5A:1990; 6A:2017*	3	3	6	0.500	4	1
De Leon	2A:1996	0	1	1	0.000	1	0
Denison	2A:1949**, 4A:1992	2	2	4	0.500	2	0
Denton Ryan	4A:2003,04	2	2	4	0.500	2	0
DeSoto	3A:1977,79*,80; 4A:1983,84,85*	7	4	11	0.636	6	2
Detroit	1A:1992	0	1	1	0.000	1	0
Diana New Diana	1A:1980; 2A:1986,87	0	3	3	0.000	3	0
Diboll	3A:2022	0	1	1	0.000	1	0
Dodd City	1A:2012	0	1	1	0.000	1	0
Douglass	1A:2014*	2	0	2	1.000	1	1
Dripping Springs	2A:1984; 3A:1996,98	2	3	5	0.400	3	0
Dumas	3A:1963**,66,70; 3A:1971*	5	3	8	0.625	4	1
Duncanville	4A:1975*,76*,77,78; 5A:1989,90*,98,99,2000,02	8	7	15	0.533	10	3
Eagle Pass	3A:1970; 4A:1974; 5A:1988,96	0	4	4	0.000	4	0
East Bernard	2A:1994*,95*,2014	4	1	5	0.800	3	2
Edgewood	3A:2015	0	1	1	0.000	1	0
Edinburg	2A:1956	0	1	1	0.000	1	0
El Campo	3A:1962*,68*; 4A:1982*,93,2015	6	2	8	0.750	5	3
El Paso Austin	2A:1954; 4A:1965**	1	2	3	0.333	2	0
El Paso Bowie	2A:1949*	3	0	3	1.000	1	1
El Paso Burges	5A:1983	0	1	1	0.000	1	0
El Paso Coronado	5A:1992	0	1	1	0.000	1	0
El Paso Riverside	4A:2000	0	1	1	0.000	1	0
El Paso Socorro	5A:2009*	2	0	2	1.000	1	1
Elgin	3A:2001	0	1	1	0.000	1	0
Elkhart	1A:1979,91; 2A:1992,2012	0	4	4	0.000	4	0
Elysian Fields	2A:2001	1	1	2	0.500	1	0
Eula	1A:1991	0	1	1	0.000	1	0
Evadale	1A:1992,2000*,10	3	2	5	0.600	3	1
Everman	4A:1984	0	1	1	0.000	1	0
Falfurrias	3A:1990*,93,2006	4	2	6	0.667	3	1
Falls City	1A:1980	1	1	2	0.500	1	0
Fayetteville	B:1979; 1A:1985,97*,99,2012*,17,18,21*,23,24	11	7	18	0.611	10	3
Flatonia	1A:1992,93*,2008,14; 2A:2015*,16*,24	9	4	13	0.692	7	3
Follett	1A:1981.88,2004	1	3	4	0.250	3	0
Forney	3A:1999,2000,01,02,04; 5A:2018	4	6	10	0.400	6	0
Fort Bend Clements	5A:1997,2010	0	2	2	0.000	2	0





# BASEBALL

## ALL-TIME STATE TOURNAMENT APPEARANCES

\* - State Champion; \*\* - Consolation Champion

School	Tournament Appearances	W	L	Games	Win Pct.	Tourn.App.	Championships
Fort Bend Dulles	5A:1989*,2013	3	1	4	0.750	2	1
Fort Bend Elkins	5A:1998,2000,01,02*,03*	5	3	8	0.625	5	2
Fort Bend Ridge Point	6A:2019,22	0	2	2	0.000	2	0
Fort Worth Arlington Heights	CITY:1950; 4A:1966,69**,96*,98,2000,06,09	6	8	14	0.429	8	3
Fort Worth Boswell	4A:1997*	2	0	2	1.000	1	1
Fort Worth Carter-Riverside	CITY:1949**, 3A:1970	2	2	4	0.500	2	0
Fort Worth Northside	2A:1951	0	1	1	0.000	1	0
Fort Worth Paschal	CITY:1949,50*; 2A:1956; 4A:1958,59,60**	6	7	13	0.462	6	1
Fort Worth Poly	2A:1953*	3	0	3	1.000	1	1
Fort Worth Southwest	4A:1977; 5A:1982,89	1	3	4	0.250	3	0
Fort Worth Western Hills	4A:2001*	2	0	2	1.000	1	1
Franklin	3A:2024*	2	0	2	1.000	1	1
Frankston	2A:1986	1	1	2	0.500	1	0
Fredericksburg	3A:1990	0	1	1	0.000	1	0
Freeport Brazosport	4A:1964*,66*; 3A:1976,78; 5A:1984*,92*	8	2	10	0.800	6	4
Freer	3A:1990*	2	0	2	1.000	1	1
Friendswood	4A:2008,22	1	2	3	0.333	2	0
Frisco	2A:1984	0	1	1	0.000	1	0
Frisco Reedy	5A:2023	0	1	1	0.000	1	0
Frisco Wakeland	4A:2010; 5A:2017,22	0	3	3	0.000	3	0
Gail Borden County	1A:2017	0	1	1	0.000	1	0
Galena Park	4A:1965,73	0	3	3	0.000	2	0
Galena Park North Shore	5A:1987	0	1	1	0.000	1	0
Garland	3A:1957	0	2	2	0.000	1	0
Garrison	2A:2021,22	1	2	3	0.333	2	0
Georgetown	5A:2015,19,22*	4	2	6	0.667	3	1
Georgetown Gateway	3A:2017,18	0	2	2	0.000	2	0
Giddings	3A:2009,10	2	2	4	0.500	2	0
Gilmer Harmony	2A:1985,90*,96	3	2	5	0.600	3	1
Gilmer Union Hill	1A:2006,17	1	2	3	0.333	2	0
Gladewater	3A:1983	0	1	1	0.000	1	0
Gladewater Union Grove	2A:1981,83	1	2	3	0.333	2	0
Gorman	1A:1986,90,94,96	0	4	4	0.000	4	0
Graham	3A:1985,92,96	1	3	4	0.250	3	0
Grand Saline	2A:1995	0	1	1	0.000	1	0
Grapevine	5A:2016*,17,24*	5	1	6	0.833	3	2
Groveton	2A:2017	0	1	1	0.000	1	0
Gunter	1A:1985,91,94*; 2A:1997,98*,2000,01; 3A:2021,22,24	5	8	13	0.385	10	2
Hallettsville	3A:1992,97*,98; 2A:2013*	4	2	6	0.667	4	2
Hallsville	4A:2014; 5A:2021	1	2	3	0.333	2	0
Hamilton	2A:1989	0	1	1	0.000	1	0
Hamlin	1A:2003	0	1	1	0.000	1	0
Harleton	1A:1981,2005; 2A:2015,23*	3	3	6	0.500	4	1



School	Tournament Appearances	W	L	Games	Win Pct.	Tourn.App.	Championships
Harlingen South	5A:2007	1	1	2	0.500	1	0
Hawley	2A:2024	1	1	2	0.500	1	0
High Island	1A:1987,99	1	2	3	0.333	2	0
Holliday	2A:1988,90,92,94,2001,02,03,04,05,06,09	5	11	16	0.313	11	0
Hooks	3A:1987,93,94; 2A:2007	1	4	5	0.200	4	0
Houston Aldine	4A:1970*	2	0	2	1.000	1	1
Houston Austin	CITY:1949	0	1	1	0.000	1	0
Houston Bellaire	4A:1960*,62*,63,70,71*,72,78*; 5A:1986*,94*,99,2008	17	4	21	0.810	11	6
Houston Clear Lake	5A:1988,96	0	2	2	0.000	2	0
Houston Forest Brook	4A:2002	0	1	1	0.000	1	0
Houston Heights	2A:1952*,55	3	1	4	0.750	2	1
Houston Lamar	CITY:1949; 4A:1958**,69*	3	2	5	0.600	3	1
Houston Milby	CITY:1950	0	1	1	0.000	1	0
Houston North Side	CITY:1950	0	2	2	0.000	1	0
Houston Sharpstown	4A:1976,77*; 5A:1982*	4	1	5	0.800	3	2
Houston Spring Woods	4A:1974	1	1	2	0.500	1	0
Houston Strake Jesuit	6A:2021	0	1	1	0.000	1	0
Houston Westchester	4A:1972,73	1	2	3	0.333	2	0
Houston Wisdom	4A:1967	0	2	2	0.000	1	0
Hubbard	1A:2021	0	1	1	0.000	1	0
Hudson	3A:1984	0	1	1	0.000	1	0
Hughes Springs	2A:2006,13	2	2	4	0.500	2	0
Humble Atascocita	5A:2014	0	1	1	0.000	1	0
Humble Kingwood	5A:2004,05*	2	1	3	0.667	2	1
Humble Kingwood Park	5A:2018	0	1	1	0.000	1	0
Huntington	2A:1984	0	1	1	0.000	1	0
Hutto	2A:1998; 3A:2008	0	2	2	0.000	2	0
Idalou	2A:2014	0	1	1	0.000	1	0
Iowa Park	3A:1975,93,98,2001	0	4	4	0.000	4	0
Ira	1A:2024*	2	0	2	1.000	1	1



Keller - 2021 Conference 6A Baseball Finalist




Malakoff - 2021 Conference 3A Baseball Champions



# BASEBALL

## ALL-TIME STATE TOURNAMENT APPEARANCES

\* - State Champion; \*\* - Consolation Champion



New Deal - 2021 Conference 2A Baseball Champions



Mt. Belvieu Barbers Hill - 2021 Conference 5A Baseball Champions

School	Tournament Appearances	W	L	Games	Win Pct.	Tourn.App.	Championships
Jarrell	2A:2004,12*	2	1	3	0.667	2	1
Jasper	3A:1961**,72,78; 4A:1985; 3A:2007*,10; 4A:2018	3	6	9	0.333	7	1
Jewett Leon	2A:2002	0	1	1	0.000	1	0
Johnson City LBJ	B:1980; 1A:2011*	2	1	3	0.667	2	1
Katy	5A:2006	1	1	2	0.500	1	0
Keller	5A:1991; 6A: 2021	1	2	3	0.333	2	0
Kenedy	3A:1982,83*	2	1	3	0.667	2	1
Kennard	1A:2021,22,23	1	3	4	0.250	3	0
Kermit	2A:1979*	2	0	2	1.000	1	1
Kilgore	3A:1960,63,71,72	1	6	7	0.143	4	0
Kingsville Academy	2A:1999	1	1	2	0.500	1	0
Klein	5A:1983,98*,2001,10,11	3	4	7	0.429	5	1
Klein Collins	5A:2007	0	1	1	0.000	1	0
Klein Oak	5A:1991,96	2	2	4	0.500	2	0
Krum	1A:1982	0	1	1	0.000	1	0
La Grange	3A:1973*; 2A:1979,80; 3A:1983,87,2001*,04*,13*	10	4	14	0.714	8	4
Lake Dallas	3A:1997	0	1	1	0.000	1	0
Lake Worth	3A:1984	1	1	2	0.500	1	0
Lamesa	3A:1961,68,72	1	3	4	0.250	3	0
Langham Creek	6A:2016	0	1	1	0.000	1	0
Laredo Alexander	5A:1999; 6A:2015	0	2	2	0.000	2	0
Laredo Martin	2A:1950,52	1	3	4	0.250	2	0
Laredo United	5A:2008	0	1	1	0.000	1	0
League City Clear Creek	5A:1991*	2	0	2	1.000	1	1
Leander	4A:1989	0	1	1	0.000	1	0
Leander Rouse	5A:2021,24	0	2	2	0.000	2	0
Lefors	1A:1987	0	1	1	0.000	1	0
Lewisville Flower Mound	5A:2003,04,14*; 6A:2023*,24	5	3	8	0.625	5	2
Liberty	3A:1999	1	1	2	0.500	1	0
Linden-Kildare	2A:1980*; 3A:1984,85	3	2	5	0.600	3	1





School	Tournament Appearances	W	L	Games	Win Pct.	Tourn.App.	Championships
Lingleville	1A:1984	0	1	1	0.000	1	0
Little Cypress-Mauriceville	4A:1996	1	1	2	0.500	1	0
Littlefield	3A:2015	0	1	1	0.000	1	0
Llano	3A:1989,2004	0	2	2	0.000	2	0
Longview	2A:1954	1	2	3	0.333	1	0
Longview Spring Hill	4A:2024	0	1	1	0.000	1	0
Loraine	1A:1995	0	1	1	0.000	1	0
Lorena	3A:2002,03*	2	1	3	0.667	2	1
Lovelady	1A:2007	0	1	1	0.000	1	0
Lubbock	2A:1949	0	1	1	0.000	1	0
Lubbock Cooper	3A:2005,13,14	1	3	4	0.250	3	0
Lubbock Coronado	5A:2011	1	1	2	0.500	1	0
Lubbock Estacado	4A:1981,82; 3A:2010	1	3	4	0.250	3	0
Lubbock Monterey	4A:1961,63,70,71,72*,74*,78;5A:1981*,84,85,94,96*,97,2005	13	10	23	0.565	14	4
Lucas Lovejoy	5A:2024	1	1	2	0.500	1	0
Lufkin	2A:1956; 4A:1958,61**,62**,63*,71; 5A:1992,94,2009	6	8	14	0.429	9	1
Magnolia West	5A:2023*,24	2	1	3	0.667	2	1
Malakoff	3A:2021*	2	0	2	1.000	1	1
Mansfield Legacy	5A:2022	0	1	1	0.000	1	0
Marshall	2A:1949,50	1	3	4	0.250	2	0
Maud	1A:1988,89*,90,95,96,97,2004	3	6	9	0.333	7	1
Maypearl	2A:2005; 3A:2023	0	2	2	0.000	2	0
McKinney	4A:1981	0	1	1	0.000	1	0
McKinney North	4A:2006	0	1	1	0.000	1	0
McLeod	1A:2002	1	1	2	0.500	1	0
Mercedes	3A:1974; 4A:1986	2	2	4	0.500	2	0
Mesquite Poteet	4A:2007,11	1	2	3	0.333	2	0
Midland	4A:1960,73*; 5A:2001*,06	4	3	7	0.571	4	2
Midland Legacy	4A:1964**,69; 5A:2007	2	3	5	0.400	3	0
Midlothian	3A:1982	1	1	2	0.500	1	0
Miles	1A:2001,09*	2	1	3	0.667	2	1
Mineola	3A:1996	0	1	1	0.000	1	0
Mont Belvieu Barbers Hill	5A:2021*	2	0	2	1.000	1	1
Montgomery	4A:2005,12	0	2	2	0.000	2	0
Mount Pleasant	3A:1964,78*; 4A:1993*	4	2	6	0.667	3	2
Muenster	2A:2017*,18	3	1	4	0.750	2	1
Nacogdoches	3A:1959; 5A:1981	0	3	3	0.000	2	0
Nacogdoches Central Heights	2A:2004*,11; 3A:2017*	5	1	6	0.833	3	2
Nazareth	1A:2021,22,23	1	3	4	0.250	3	0
Nederland	3A:1959**,60**, 4A:1997,98	2	4	6	0.333	4	0
New Braunfels	4A:1983,2006*	2	1	3	0.667	2	1
New Deal	2A:1993; 1A:2005,06,07; 2A:2018,21*	3	5	8	0.375	6	1

\* - State Champion; \*\* - Consolation Champion



Robstown - 1991 Conference 4A Baseball Champions



Rockwall Heath - 2021 Conference 6A Baseball Champions

School	Tournament Appearances	W	L	Games	Win Pct.	Tourn.App.	Championships
New Home	1A:2018,19; 2A:2022,23	0	4	4	0.000	4	0
North Garland	5A:1985	0	1	1	0.000	1	0
North Richland Hills Birdville	4A:2008	0	1	1	0.000	1	0
Northside Clark	5A:1991	0	1	1	0.000	1	0
Northside O'Connor	5A:2013	0	1	1	0.000	1	0
Northwest Eaton	5A:2018*	2	0	2	1.000	1	1
Odem	3A:1984*	2	0	2	1.000	1	1
Odessa	2A:1950*,51,54; 4A:1959,62	5	6	11	0.455	5	1
Odessa Ector	3A:1959,67	1	3	4	0.250	2	0
Odessa Permian	4A:1966**	1	1	2	0.500	1	0
Orange Grove	3A:1994*	2	0	2	1.000	1	1
Orangefield	3A:1990	0	1	1	0.000	1	0
Ore City	1A:1979; 2A:1984*	3	1	4	0.750	2	1
Overton	1A:2009,11	0	2	2	0.000	2	0
Palmer	B:1979*,80; 1A:1981,82*; 2A:1990,94,2011	6	5	11	0.545	7	2
Paris	2A:1955*; 3A:1961; 4A:1989*	6	1	7	0.857	3	2
Pasadena	4A:1957,68,74	1	4	5	0.200	3	0
Pasadena Rayburn	5A:1985	0	1	1	0.000	1	0
Pattonville Prairiland	3A:1986*; 2A:1993	2	1	3	0.667	2	1
Pearland	4A:1980*; 5A:1981,84,2009,14; 6A:2023,24	5	6	11	0.455	7	1
Pecos	3A:1973,74,76,77,79	1	5	6	0.167	5	0
Perryton	3A:2004	0	1	1	0.000	1	0
Petrolia	1A:1989	0	1	1	0.000	1	0
Pettus	1A:1989	1	1	2	0.500	1	0
Pflugerville	3A:1981	0	1	1	0.000	1	0
Pilot Point	2A:1995,96	1	2	3	0.333	2	0
Pineland West Sabine	2A:1982,94; 1A:2004,08	2	4	6	0.333	4	0
Plano	4A:1975	0	1	1	0.000	1	0
Plano East	5A:1987	0	1	1	0.000	1	0
Plano West	5A:2010	0	1	1	0.000	1	0
Pollok Central	2A:1983*	2	0	2	1.000	1	1

# BASEBALL

## ALL-TIME STATE TOURNAMENT APPEARANCES



\* - State Champion; \*\* - Consolation Champion

School	Tournament Appearances	W	L	Games	Win Pct.	Tourn.App.	Championships
Ponder	1A:1992; 2A:2004,09	2	3	5	0.400	3	0
Port Arthur	2A:1956**	2	1	3	0.667	1	0
Port Arthur Jefferson	5A:1983*	2	0	2	1.000	1	1
Port Neches-Groves	3A:1958**; 4A:2000; 5A:2017*	4	2	6	0.667	3	1
Poteet	3A:1985	0	1	1	0.000	1	0
Pottsboro	1A:1980; 2A:1981,82,88,2007	0	5	5	0.000	5	0
Powderly North Lamar	4A:1987	0	1	1	0.000	1	0
Price Carlisle	1A:2012,13*	2	1	3	0.667	2	1
Prosper	1A:1982,83,84*; 5A:2015*	4	2	6	0.667	4	2
Queen City	3A:1990,92*	3	1	4	0.750	2	1
Rains	2A:1985	0	1	1	0.000	1	0
Richardson	3A:1962**	1	1	2	0.500	1	0
Richmond George Ranch	4A:2014	0	1	1	0.000	1	0
River Oaks Castleberry	3A:1963	1	1	2	0.500	1	0
Riviera Kaufer	1A:1979*; 2A:1982,85*,86*	6	1	7	0.857	4	3
Robinson	3A:1994,2000,11,12; 4A:2016,17	2	6	8	0.250	6	0
Robstown	4A:1987,88,90,91*,92*; 3A:2011	5	4	9	0.556	6	2
Rockwall	5A:2005	1	1	2	0.500	1	0
Rockwall Heath	4A:2012*; 6A:2021*,22	4	1	5	0.800	3	2
Rogers	2A:2006,07*,10*	4	1	5	0.800	3	2
Rosebud-Lott	2A:1998,99	1	2	3	0.333	2	0
Rotan	1A:1998	0	1	1	0.000	1	0
Round Rock	5A:1997*,03; 6A:2017	3	2	5	0.600	3	1
Round Rock Westwood	5A:1986,88,2002	2	3	5	0.400	3	0
Runge	1A:1984	1	1	2	0.500	1	0
Rusk	4A:2021	1	1	2	0.500	1	0
Salado	1A:1986; 2A:2008*,13; 4A:2016	3	3	6	0.500	4	1
San Angelo Grape Creek	2A:2008	0	1	1	0.000	1	0
San Antonio Alamo Heights	5A:2016	0	1	1	0.000	1	0
San Antonio Harlandale	4A:1960	1	1	2	0.500	1	0
San Antonio Highlands	4A:1968*	2	0	2	1.000	1	1
San Antonio Houston	4A:1969	0	2	2	0.000	1	0
San Antonio Jefferson	5A:1982	0	1	1	0.000	1	0
San Antonio Johnson	6A:2016,24	1	2	3	0.333	2	0
San Antonio LEE	3A:1962; 4A:1963**,64,71,73	1	6	7	0.143	5	0
San Antonio MacArthur	4A:1966; 5A:1987	2	2	4	0.500	2	0
San Antonio Reagan	5A:2014; 6A:2017,18,22	4	4	8	0.500	4	0
San Antonio Roosevelt	4A:1980	1	1	2	0.500	1	0
San Augustine	2A:1979; 3A:1987*,89	3	2	5	0.600	3	1
Savoy	1A:1987	0	1	1	0.000	1	0
Schulenberg	2A:1990,91	1	2	3	0.333	2	0
Sealy	3A:1986	0	1	1	0.000	1	0
Seguin	3A:1960*	2	0	2	1.000	1	1





# BASEBALL

## ALL-TIME STATE TOURNAMENT APPEARANCES

\* - State Champion; \*\* - Consolation Champion

School	Tournament Appearances	W	L	Games	Win Pct.	Tourn.App.	Championships
Seminole	3A:1962	1	1	2	0.500	1	0
Seymour	1A:2008	0	1	1	0.000	1	0
Shallowater	3A:2016	0	1	1	0.000	1	0
Shelbyville	2A:1988*,89	3	1	4	0.750	2	1
Sherman	2A:1950**, 4A:1964	3	2	5	0.600	2	0
Shiner	2A:1981*,92*,2002*; 1A:2004*; 2A:2021,22,23	10	3	13	0.769	7	4
Silsbee	3A:2013	0	1	1	0.000	1	0
Sinton	3A:1975,88*,89*,99,2002*,03,07,14; 4A:2017,21,22*,23	10	8	18	0.556	12	4
Slocum	1A:2018*	2	0	2	1.000	1	1
Snyder	3A:1957**,58,59,65,80; 4A:1983*,86; 3A:2008*	6	8	14	0.429	8	2
Somerset	3A:1981*	2	0	2	1.000	1	1
South Grand Prairie	3A:1973,74*,76	3	2	5	0.600	3	1
South San Antonio	3A:1958*,59*,61*,63*,64*,65**,66*,67*,68**; 4A:1975,76; 5A:1992	18	5	23	0.783	12	7
South San Antonio West	3A:1979; 4A:1981*	2	1	3	0.667	2	1
Southlake Carroll	2A:1982*,83; 3A:1990; 4A:1996,2002*; 5A:2008; 6A:2017,18* 19*,22*	12	5	17	0.706	10	5
Spring	4A:1979*; 5A:2004	2	1	3	0.667	2	1
Spurger	1A:1996,97	2	2	4	0.500	2	0
Stamford	1A:2010,11,12,13; 2A:2016	2	5	7	0.286	5	0
Stephenville	2A:1949; 4A:2021	0	2	2	0.000	2	0
Sunnyvale	2A:2014*	2	0	2	1.000	1	1
Sweeny	3A:1985*,2012; 4A:2018	3	2	5	0.600	3	1
Taylor	3A:1969*,71,72*	5	1	6	0.833	3	2
Temple	2A:1953	0	1	1	0.000	1	0
Texarkana Liberty-Eylau	3A:2006*,07; 4A:2023,24*	6	2	8	0.750	4	2
Texarkana Pleasant Grove	3A:1989,08,09,10*,12*,13; 4A:2016,17,21*	8	6	14	0.571	9	2
Texarkana Texas	4A:1976; 5A:1982; 4A:2009*	2	2	4	0.500	3	1
Texas City	2A:1954; 4A:2007	0	2	2	0.000	2	0
Thorndale	1A:1996*,2005*,06,07,09,10	4	4	8	0.500	6	2
Thrall	1A:1998*	2	0	2	1.000	1	1
Tomball	4A:2013*; 5A:2015; 6A:2024*	4	1	5	0.800	3	2
Trenton	1A:2013	0	1	1	0.000	1	0
Trinidad	1A:1994	1	1	2	0.500	1	0
Troy	2A:1983,2014	1	2	3	0.333	2	0
Tyler John Tyler	2A:1951,52,53**; 4A:1967**,68**	4	5	9	0.444	5	0
Uvalde	3A:1977*	2	0	2	1.000	1	1
Valley Mills	1A:1983*,91*,92*,2002,05; 2A:2019,22*	8	3	11	0.727	7	4
Van Alstyne	3A:2016	1	1	2	0.500	1	0
Van Horn	2A:1991*	2	0	2	1.000	1	1
Victoria East	4A:2014	1	1	2	0.500	1	0
Victoria Strohman	4A:1977; 5A:1985*,86	2	2	4	0.500	3	1
Waco	2A:1949,52**,55; 4A:1957**,61	5	8	13	0.385	5	0



Valley Mills - 2022 Conference 1A Baseball Champions



Texarkana Pleasant Grove - 2021 Conference 4A Baseball Champions

School	Tournament Appearances	W	L	Games	Win Pct.	Tourn.App.	Championships
Waco Connally	3A:1975	0	1	1	0.000	1	0
Waco La Vega	3A:1967**,68,87,88	2	5	7	0.286	4	0
Waco Midway	3A:1977; 4A:1981,2003*	2	2	4	0.500	3	1
Wall	3A:2017,19*,23	4	2	6	0.667	3	1
Waskom	1A:1980*; 2A:1981	3	1	4	0.750	2	1
Waxahachie	2A:1950; 3A:1965*,66**, 4A:1988,99,08	5	5	10	0.500	6	1
Weatherford	4A:1982	1	1	2	0.500	1	0
Weimar	2A:1996*,97*,2000*,01*,02,03*; 1A:2013	10	2	12	0.833	7	5
West	3A:1999*,2012,15*,16*	7	1	8	0.875	4	3
West Mesquite	4A:1991	1	1	2	0.500	1	0
West Orange-Stark	3A:1974; 5A:1991; 4A:2015	1	3	4	0.250	3	0
Wharton	3A:1971,80	0	2	2	0.000	2	0
White Oak	2A:2009,10	0	2	2	0.000	2	0
White Settlement Brewer	4A:1987	1	1	2	0.500	1	0
Whitehouse	4A:2013; 5A:2016	0	2	2	0.000	2	0
Whitesboro	3A:2017	0	1	1	0.000	1	0
Wichita Falls	2A:1951**,53; 4A:1957	4	4	8	0.500	3	0
Wichita Falls Rider	4A:2005,10,11*,13	2	3	5	0.400	4	1
Windthorst	B:1979,80; 1A:1983,2002,03,09,10*	3	6	9	0.333	7	1
Winnie East Chambers	2A:1979	1	1	2	0.500	1	0
Woden	2A:2018	0	1	1	0.000	1	0
Wolfforth Frenship	4A:1993	1	1	2	0.500	1	0
Woodville	2A:2005*	2	0	2	1.000	1	1
Wylie	3A:1982,88	0	2	2	0.000	2	0
Yoakum	3A:2000,05	1	2	3	0.333	2	0
Yorktown	2A:1989	0	1	1	0.000	1	0