

2020 UIL STATE MARCHING BAND CHAMPIONSHIPS

PARTICIPANT BAND INFORMATION

<i>Topic</i>	<i>Page</i>
CONTACT INFORMATION	2
TICKETS AND SESSIONS	2
ADMINISTRATOR TICKETS & CHAPERONE ADMISSION	2
MASKS REQUIRED ON PROPERTY	3
TEMPERATURE PRE-SCREENING REQUIRED	3
ADMINISTRATOR PARKING AND VIP VIEWING AREA	3
ALAMODOME RULES AND REGULATIONS	3
MEDIA	3
SPECTATOR PARKING	3
MASTER SCHEDULE	3
BUS PERMITS AND STAFF WRISTBANDS	4
PARTICIPANT BAND BUS PARKING	4
EQUIPMENT TRUCK PARKING – VERY IMPORTANT!!!	4
FOOD AND BEVERAGE IN PARKING LOTS	4
BAND GUIDES	5
CHANGING FACILITIES AND RESTROOMS	5
WINDS AND BATTERY PERCUSSION WARM-UP	5
FRONT ENSEMBLE WARM-UP	5
COLOR GUARD WARM-UP	5
INCLEMENT WEATHER WARM-UP	5
INSTRUMENT REPAIR	5
FIELD ENTRY FOR PERFORMANCE	5
ELECTRICAL SUPPLY AND WIRELESS FREQUENCIES	5
FIELD MARKINGS	6
MOTORIZED EQUIPMENT VEHICLES	7
EDUCATIONAL-USE VIDEO	7
LIVE STREAMING	7
PHOTOGRAPHY	7
ANNOUNCER SCRIPT	7
OFFICIAL CLOCK PROCEDURES	7
POST PERFORMANCE FIELD CLEARANCE AND PHOTO	8
POST-PERFORMANCE LIVE INTERVIEWS	8
STADIUM ENTRY WHEN NOT PERFORMING	8
DRUM MAJOR RETREAT AT THE CONTEST	8
NO VERIFICATION MEETING	8
RECORDED ADJUDICATOR COMMENTS	9
NO FULL-BAND FINALS RETREAT	9
AWARDS	9
PATCH AND APPAREL SALES	9
CONTEST RESULTS	9

2020 UIL STATE MARCHING BAND CHAMPIONSHIPS

December 14 and 15, 2020

PARTICIPANT BAND INFORMATION

CONTACT INFORMATION

Prior to Event: UIL Web Site: www.uiltexas.org/music/marching-band/state
 E-mail: music@uiltexas.org (best method for quickest response)
 Phone: (512) 471-5883

During Event: UIL Web Site: www.uiltexas.org/music/marching-band/state
 E-mail: music@uiltexas.org (best method for quickest response)
 Phone (emergency only): (832) 515-5115 OR (806) 335-6244

TICKETS AND SESSIONS

Ticket prices at the gate will be:

- All Tickets: **\$20 per session**

Session 1: 2A Contest (Monday morning/early afternoon)

Session 2: 4A Contest (Monday mid-afternoon/evening)

Session 3: 6A Contest (Tuesday afternoon)

Session schedules are posted at: <http://www.uiltexas.org/music/marching-band/state>.

Spectators are encouraged to arrive early to avoid congestion at the doors. The Box Office will open 75 minutes prior to first performance of the day and doors will open 45 minutes prior to the first performance in each session.

See Alamodome Box Office website at <https://www.alamodome.com/events/tickets-box-office> for details regarding seating limitations and **COVID-19 Risk Mitigation Protocol**: <https://www.alamodome.com/plan-your-visit/covid-19-safety-plan>

Tickets are available in advance through Ticketmaster. Be advised that a Ticketmaster-imposed service charge will apply.

Website: www.ticketmaster.com OR Phone: (800) 745-3000

ADMINISTRATOR TICKETS & CHAPERONE ADMISSION

NEW!! Upon arrival at LOT B, each band will receive five (5) complimentary administrator tickets. **NOTE:** it will be the responsibility of each school to distribute these tickets. In addition, each superintendent will receive two (2) tickets, and a VIP pass for two upon arrival at LOT A. Parents/adults assisting with a band's performance will not need a ticket, as they will enter with the band through the participant entrance at the SE corner of the Alamodome.

NEW!! MASKS REQUIRED ON PROPERTY

As part of COVID-19 Risk Mitigation Protocol all participants, directors, and any individuals assisting with a band's performance operations are **required to wear masks** covering the mouth and nose **at all times while on Alamodome property**. Exceptions: wearing a mask is not required while eating or drinking and is **OPTIONAL** for students while performing and while actively practicing or warming up. Any other physical distancing is at the discretion of each school, provided there is no disruption to contest operations.

NEW!! TEMPERATURE PRE-SCREENING REQUIRED

All bands must pre-screen the temperatures of students and entourage assisting with the performance prior to entering the Alamodome. Anyone confirmed to have a temperature over 99.6°F and exhibit any signs of COVID-19 will not be allowed entry to the property.

ADMINISTRATOR PARKING AND VIP VIEWING AREA

Superintendents will park in LOT A. All other administrators will park in LOT C. The VIP Viewing Area is on the 3rd floor of the Alamodome. **NEW!!** Due to COVID-19 risk mitigation, **access will be limited school administrators only (and their guests) with passes – no band directors or instructional staff.** Administrator tickets will be included in each school's packet upon arrival at Lot B and each superintendent's packet upon arrival in Lot A.

ALAMODOME RULES AND REGULATIONS

The Alamodome has specific rules and regulations regarding what can be brought into the facility. **ONLY CLEAR BAGS ARE PERMITTED INTO THE ALAMODOME** (See included flyer). No food, coolers or beverages; No balloons; No air horns; No signs may be hung or connected to poles or sticks; No weapons; and **NO SELFIE STICKS**. Individuals will be wanded and there will be security dogs stationed at the entrances and loading dock areas.

MEDIA

NEW!! Media (including school newspapers, local papers, and internet sites) may attend the event by following the UIL media policy at <http://www.uiltexas.org/media/marching-band> and receiving credentials **IN ADVANCE** of the event. Credentials will be picked at the event in LOT A.

SPECTATOR PARKING

Spectator parking will be adjacent to the Alamodome in LOT C. It is possible that this lot will fill up at some point during the day. Once the lot is full spectators must find parking elsewhere. There are numerous public parking lots west of I-37 in the area around the Convention Center. LOT C will open each morning approximately 2 hours prior to the first band's performance. **See the enclosed ALAMODOME OVERVIEW MAP.** Parking rates are set by the City of San Antonio. **The parking rate for LOT C is \$15.00 and is subject to change.** There are no in and out privileges. **There is no onsite parking available for spectator buses.**

MASTER SCHEDULE

The master schedule for each band's warm-up through performance can be found online at: <http://www.uiltexas.org/music/marching-band/state>.

BUS PERMITS AND STAFF WRISTBANDS

NEW!! All bus permits and staff wristbands will be picked up from UIL event staff upon arrival at LOT B. Equipment truck permits will be picked up from UIL event staff at the entrance to LOT A during the event. **THERE WILL BE NO PACKETS MAILED PRIOR TO THE EVENT.** Each band will receive five director wristbands. Other directors may enter field level for the performance, along with other personnel essential to the performance, without a wristband. Staff without a wristband may enter as spectators with the band and chaperones through the participant entrance at the SE corner of the Alamodome.

PARTICIPANT BAND BUS PARKING

Bus parking will be in LOT B. See the enclosed **LOT B MAP** for location. Permits must be purchased in advance (\$100/bus) for each bus when the band completes the online entry. A UIL staff member will be available at the entrance to LOT B to assist with any questions. Having the name of the band visible in the front window of each bus will improve the speed of entrance into the lot.

EQUIPMENT TRUCK PARKING – VERY IMPORTANT!!!

Equipment trucks and trailers will load and unload in LOT A, located immediately to the south of the Alamodome and adjacent to the field entry tunnels. See the enclosed **LOT A MAP** for location. Entry to this lot is located at Chavez Street and Nevada Street. Permits will be picked up upon arrival at LOT A and must be purchased in advance (\$100/truck) for each equipment truck when the band completes the online entry. **All equipment trucks from a school should arrive together.** Due to limited space, equipment trucks will be permitted in LOT A **only at each school's designated times (including departure), as indicated on the master schedule.** The lead driver will be required to sign in and give the UIL official a cell phone number to be contacted if necessary while on Alamodome property. **No accompanying personal vehicles will be permitted entry into LOT A at any time.**

PROPS are to be assembled in LOT A in the vicinity of each school's equipment trucks and moved to the loading dock area at the times indicated on the master schedule.

When not in LOT A, all equipment trucks may park in Lot B. NO UNLOADING OF 6A EQUIPMENT TRUCKS IN LOT B. If space in Lot B is not available, drivers must find parking off site. The City of San Antonio does not allow overnight parking in Alamodome lots.

FOOD AND BEVERAGE IN PARKING LOTS

The City of San Antonio and the Alamodome have the following food and beverage policies that apply to the parking lots:

FOOD: You are welcome to provide food (sack lunches, energy bars, etc.) for your band in LOT B. However, these **food items must be brought in with you and consumed on the buses.** Caterers and concessionaires are not permitted to deliver food to Alamodome property. Setting up a mobile kitchen or catering station is also prohibited.

BEVERAGES: The same policies apply for beverages. There is no public access to water in the parking lot area. Therefore, if a band wishes to hydrate before the performance you must provide your own beverages.

CATERING: Savor, Inc. is the exclusive catering service for the Alamodome. They provide all food and beverage services for both the Convention Center and the Alamodome. You may arrange for the use of their services by contacting them directly at 210-704-6366.

NO FOOD OR BEVERAGES MAY BE BROUGHT INTO THE ALAMODOME.

BAND GUIDES

A band guide will be assigned to each band and will meet the band approximately 30-minutes prior to the scheduled warm-up time.

CHANGING FACILITIES AND RESTROOMS

Bands are encouraged to arrive at the contest site in uniform. If band members need changing facilities they may use public restrooms located in the Alamodome near the South Entrance on the Plaza Level (participant entrance). A limited number of portable restrooms will also be available in LOTS A&B.

NEW!! WINDS AND BATTERY PERCUSSION WARM-UP

Winds and battery percussion will warm-up in LOT B in the assigned areas (A, B, or C) as indicated on the master schedule and on the **LOT B MAP**. (See below for Front Ensemble and Color Guard Warm Up Information.) These groups will depart warm-up and proceed to the SW entry tunnel as indicated on the master schedule. See the enclosed **FIELD LEVEL MAP**. DUE TO LIMITED SPACE AND SAFETY CONCERNS, WATER MAY NOT BE BROUGHT INTO THE ALAMODOME OR LOADING DOCK AREA.

FRONT ENSEMBLE WARM-UP

Front ensembles will warm-up in LOT A in the assigned areas (A, B, or C) as indicated on the master schedule and on the **LOT A MAP**. Small front ensembles may request to warm-up with the battery percussion, subject to space restrictions and staff approval. Front ensembles will depart warm-up and proceed to the SE entry tunnel at the times indicated in the master schedule.

COLOR GUARD WARM-UP

Color guards will have the choice of warming up either on the North Plaza OR in LOT B with the winds and battery percussion as indicated on the master schedule. If utilizing the North Plaza, guards will enter the building via the Montana Street ramp. Guards will not have a guide and will therefore be responsible for following the master schedule, including arriving at the SW entry tunnel at the designated times. See the enclosed **LOT A MAP and FIELD LEVEL MAP**.

NEW!! INCLEMENT WEATHER WARM-UP

If weather becomes a threat to normal operations warm-up on site may be limited and even prohibited. BE PREPARED!

INSTRUMENT REPAIR

An emergency instrument repair canopy will be located in the loading dock area.

FIELD ENTRY FOR PERFORMANCE

See enclosed **FIELD LEVEL MAP** for field entry locations. Each field entry tunnel is approximately 13' high and 20' wide. All props and equipment must fit through these portals.

ELECTRICAL SUPPLY AND WIRELESS FREQUENCIES

There will be one quad electrical box located on the front and back sidelines at the 50-yard line to use at your own risk. Generators are permitted, provided there is a protective barrier between the

power unit and the turf. Any wireless frequencies operated by the Alamodome will be sent via email to the participant bands prior to the contest.

FIELD MARKINGS

The field will have standard NCAA field markings that are consistent with Texas high school football field markings. Specific dimensions are as follows:

Distance from bottom of numbers to the sideline – 21 ft.

Distance from top of number to the sideline – 27 ft.

Length of hash marks – 2 ft.

Distance from hash marks to sideline – 60 ft.

UTSA Athletic Logo at mid-field.

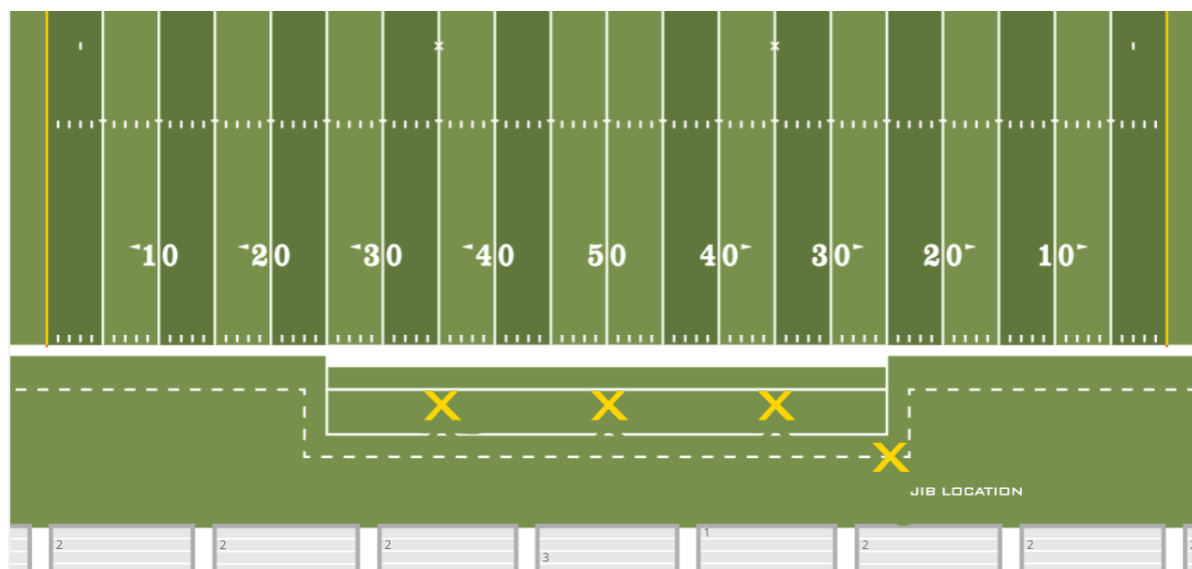


NEW!! Below is the staging of cameras and microphones used for the live streaming. The Xs on each 35 yard line and 50 yard line are microphone stands and the X on the 25 yard line is the jib camera.

#1 - If the band speakers are where the X's are, place the speakers right next to or preferably behind (closer to the audience) the microphone stands. It won't change the sound for the judges but will make all the difference for their recordings.

#2 - The jib is VERY LARGE 4 foot by 4 foot base. Any drum major stands need to be adjusted accordingly. There will be cones around the jib for safety. It is recommended drum major stands be on the 20 or 30 at the closest for safety concerns.

#3 - The front ensemble and sound design will be direct recording through the band speakers. Once the speakers are placed Box 5 will place the microphones in front of those speakers. Please be mindful when leaving to avoid those microphones.



MOTORIZED EQUIPMENT VEHICLES

Motorized vehicles may be used to move equipment. The Alamodome prefers that all carts be battery operated. Gas powered carts are permitted but **MUST** utilize a protective cover to prevent oil or fuel leaks from dripping onto the turf. Vehicles improperly equipped will be denied access to the field.

EDUCATIONAL-USE VIDEO

Each school that has completed the “Marching Band Educational Use Video Agreement” on the UIL website is permitted one camera in the camera deck area during its band’s performance. This agreement may be found at <https://www.uil texas.org/machform/view.php?id=388184>. **The camera deck is located on the 5th level, Section 313.** Access is via the elevators located at mid-field on the press box (east) side of the dome. Media credentials are not required for access to this area. **DIRECTORS, PLEASE DISCOURAGE FILMING FROM THE SEATS BY YOUR FANS.**

LIVE STREAMING

The event will be live streamed. Information on this service may be found at: <http://www.uil texas.org/music/marching-band/state>

PHOTOGRAPHY

Photography will be provided by Jolesch Enterprises, who has exclusive contractual rights as a UIL sponsor. **NEW!! Only photographers with UIL-issued media credentials will be permitted on the field. Note that this process requires the request be submitted through the UIL website PRIOR TO THE EVENT. Parents assisting with the moving of equipment do NOT have photography clearance.** No media credentials will be issued on site. For more information visit: <http://www.uil texas.org/music/marching-band/state>.

ANNOUNCER SCRIPT

The statewide standardized announcer script will be utilized, as completed in the online entry.

OFFICIAL CLOCK PROCEDURES

The clock procedures will be as follows. **NOTE THE 5:00 SET-UP CLOCK HAS BEEN INCREASED TO 6:00 DUE TO COVID-19.** Official time will be kept on the Alamodome clock. **By UIL rule the announcement for each band’s performance will begin with :45 remaining on the 6:00 clock.** Please plan accordingly.

- The **6:00** minute clock will begin when the first student or pit crew member crosses the goal line, marked with yellow tape off sideline (front ensemble, props, alternates, drum major, or any other person deemed a part of the performance team).
- When the **6:00** minute clock shows :45 the announcement will begin.
- When the **6:00** minute clock shows :20 the clock will be reset to show 8:00. The remainder of the **6:00** set-up time will be kept on a stopwatch in the press box.
- The 8:00 minute clock will begin when the full **6:00** minutes of set-up time expires.
- Judges will be instructed to not begin judging until the 8:00 minute performance clock shows 7:59.
- The **3:00** minute field exit clock will start when it is apparent to the clock operator that the show is over.

If a band does not want to wait on the field for the 6:00 minute clock to run to :45 the band may hold in the end zone for a desired amount of time while the 5:00 minute clock runs.

POST PERFORMANCE FIELD CLEARANCE AND PHOTO

At the conclusion of **performance** each band will clear the field to the south (same end of the field where you entered) and proceed into the stands adjacent to the south end zone. After the photo, bands will have an opportunity to purchase photos and will exit the Alamodome on the Plaza level to return to the buses and/or equipment trucks as indicated on the master schedule. Equipment may be TEMPORARILY stowed in the loading dock area during the group photo. Immediately after the photo session all equipment must be removed from this area. See enclosed **FIELD LEVEL MAP**.

POST-PERFORMANCE LIVE INTERVIEWS

At the conclusion of each performance during the field exit UIL will be conducting a brief on-camera interview on the front sidelines with one director and/or one or two students. This interview will be broadcast live on the video board in the Alamodome as well as on the streaming service. Please designate which individuals will participate and have them go immediately to the interviewer at the conclusion of the performance.

STADIUM ENTRY WHEN NOT PERFORMING

Stadium entry when not performing is complimentary for all performing bands who choose to attend and will be via the SE metal doors “Participant Entrance” located up the stairs on the Plaza Level above the field entry tunnels. Bands must be in uniform or enter as a group in order to use this entrance. Chaperones will also use this entrance. **NEW!! Bands must sit as a group in one section on the West Side Plaza Level (lower level), distanced from spectators and other bands, wearing a mask that covers the nose and mouth, and distanced within a section as much as space permits.** Entry through other gates will require a ticket. There is a **Clear Bag Policy** in place for the Alamodome. See **ALAMODOME RULES AND REGULATIONS** in this packet for more information. The Alamodome will provide some leniency to the clear bag policy for the bands and directors who enter through the SE metal doors. However, we encourage you to only bring items that are absolutely necessary.

NEW!! Participating bands will be allowed entrance ONLY DURING THEIR COMPETITION SESSION.

NEW!! PRESENTATION OF AWARDS AT THE END OF THE CONTEST

Awards will be presented at the conclusion of the contest for each conference. **Each band will be recognized in performance order and all awards will be presented on the field to ONE STUDENT REPRESENTATIVE, who will report to the SE tunnel prior to the last performance of the session.**

NEW!! NO VERIFICATION MEETING

Due to COVID-19 risk mitigation strategy there will be no verification meeting at the conclusion of each contest.

- Directors will receive their band’s adjudication sheets on field level at the end of each conference’s contest.
- Directors of bands NOT selected as a Finalist will receive their band’s participation plaque on field level at the end of each conference’s contest.

RECORDED ADJUDICATOR COMMENTS

Judges will use digital recorders for all performance evaluations. At the end of the contest these digital files will be emailed to the address submitted in the online entry. Listening to these files will require Windows Media Player for playback and will play automatically on any PC that has Windows Media Player installed. **Flash drives with judge comments will not be given out.** This process will also allow access to judge's comments on a computer, smartphone, iPad, and any other internet capable device. **Apple users**, these files can also be played on an Apple computer that has Windows Media Player for Mac installed. This software, called Flip4Mac, is downloaded from Microsoft for a fee. Here is the link to the download information:

<http://windows.microsoft.com/en-US/windows/products/windows-media-player/wmcomponents>

NEW!! NO FULL-BAND FINALS RETREAT

Due to COVID-19 risk mitigation protocol there will be **no full band retreats.**

AWARDS

NEW!! All awards will be presented on the field during the student retreat. **One Student Representative Per Band!**

Non-Finalist Bands: Plaque

Finalist Bands in Each Conference (4th place through 7th place): Finalist Trophy

3rd Place Band in Each Conference: Bronze Medalist Trophy and Bronze Medals

2nd Place Band in Each Conference: Silver Medalist Trophy and Silver Medals

State Champion in Each Conference: Gold Medalist Trophy and Gold Medals

PATCH AND APPAREL SALES

Patches and apparel will be sold onsite by licensed UIL sponsors, who are solely responsible for those products. Any questions related to this merchandise must be sent directly to those sponsors, whose information can be found at <http://www.uiltexas.org/music/marching-band/state>.

CONTEST RESULTS

The contest results will be posted approximately 30 minutes after the conclusion of each conference Finals on the UIL web site at <http://www.uiltexas.org/music/marching-band/state>.



State Marching Band Championships

Alamodome Overview

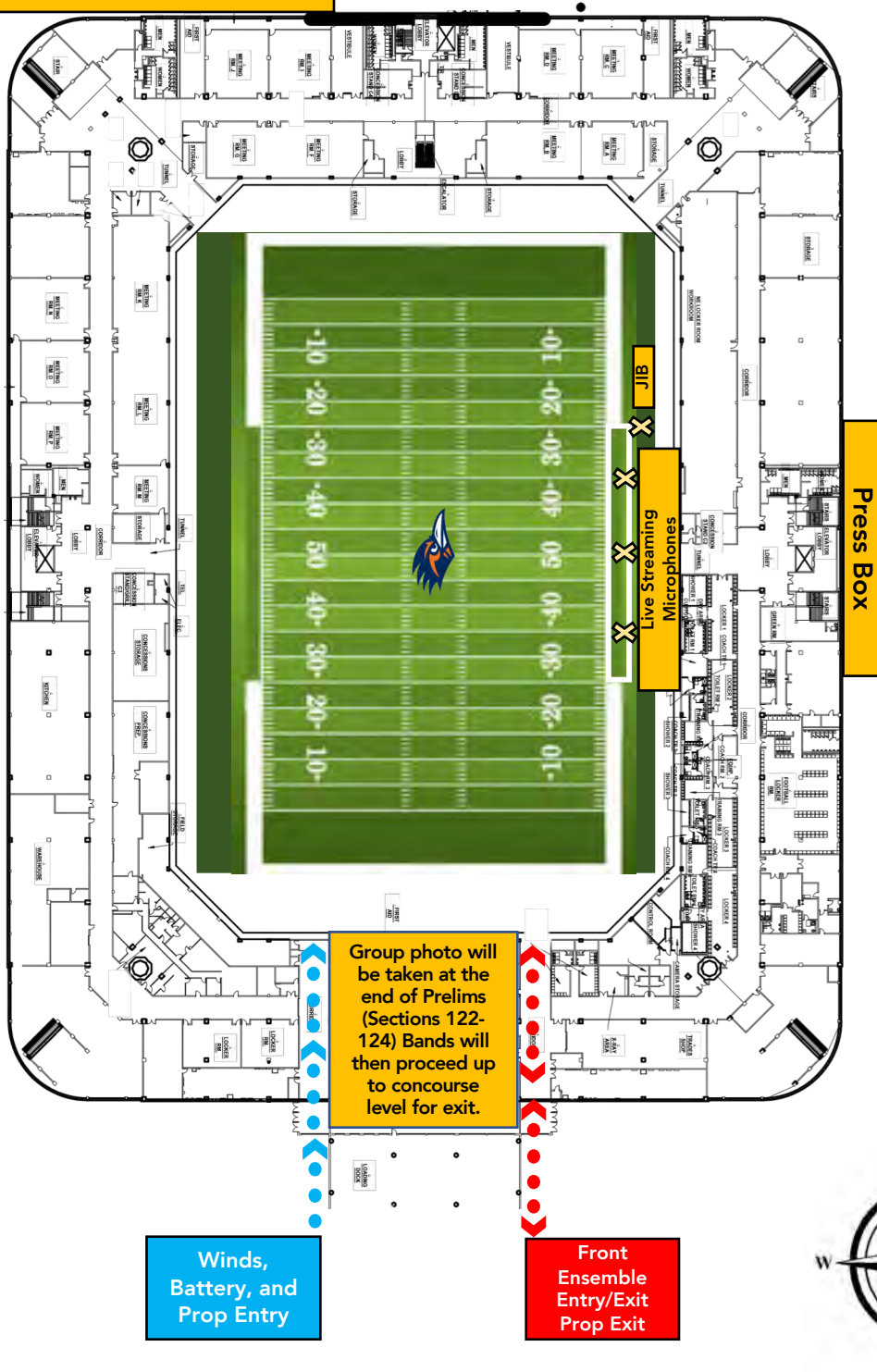




State Marching Band Championships

FIELD LEVEL MAP

Color Guard warm-up will be outdoors on the Alamodome North Plaza. If utilizing the outdoor area, guards will enter the building via the ramp to Montana Street from the North Plaza.



Group photo will be taken at the end of Prelims (Sections 122-124) Bands will then proceed up to concourse level for exit.

Winds, Battery, and Prop Entry

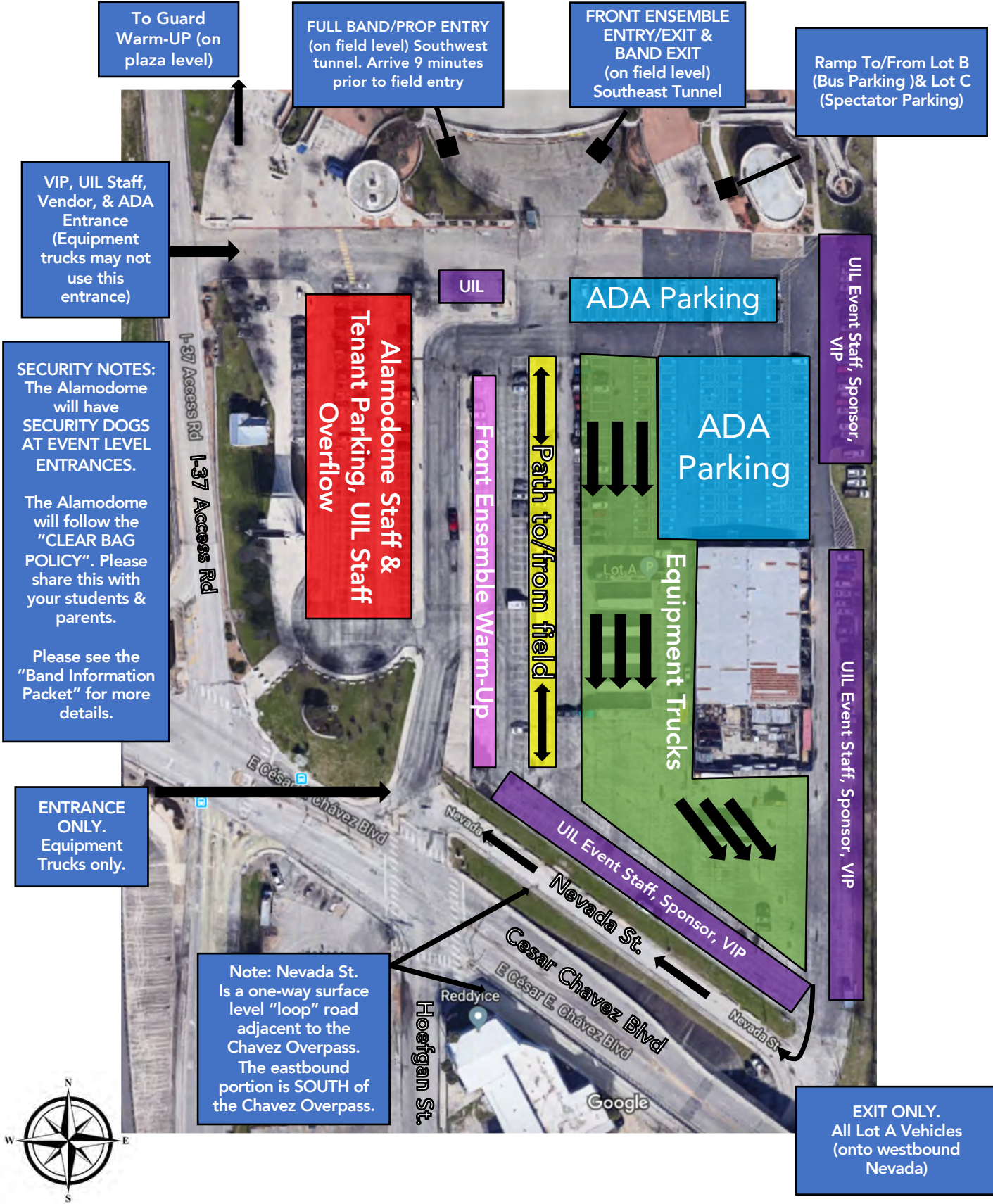
Front Ensemble Entry/Exit Prop Exit



State Marching Band Championships

LOT A MAP

EQUIPMENT TRUCK & OUTSIDE STADIUM FLOW





State Marching Band Championships

LOT B MAP

PARTICIPANT BUS PARKING

SECURITY NOTES:
 The Alamodome will have SECURITY DOGS AT EVENT LEVEL ENTRANCES.

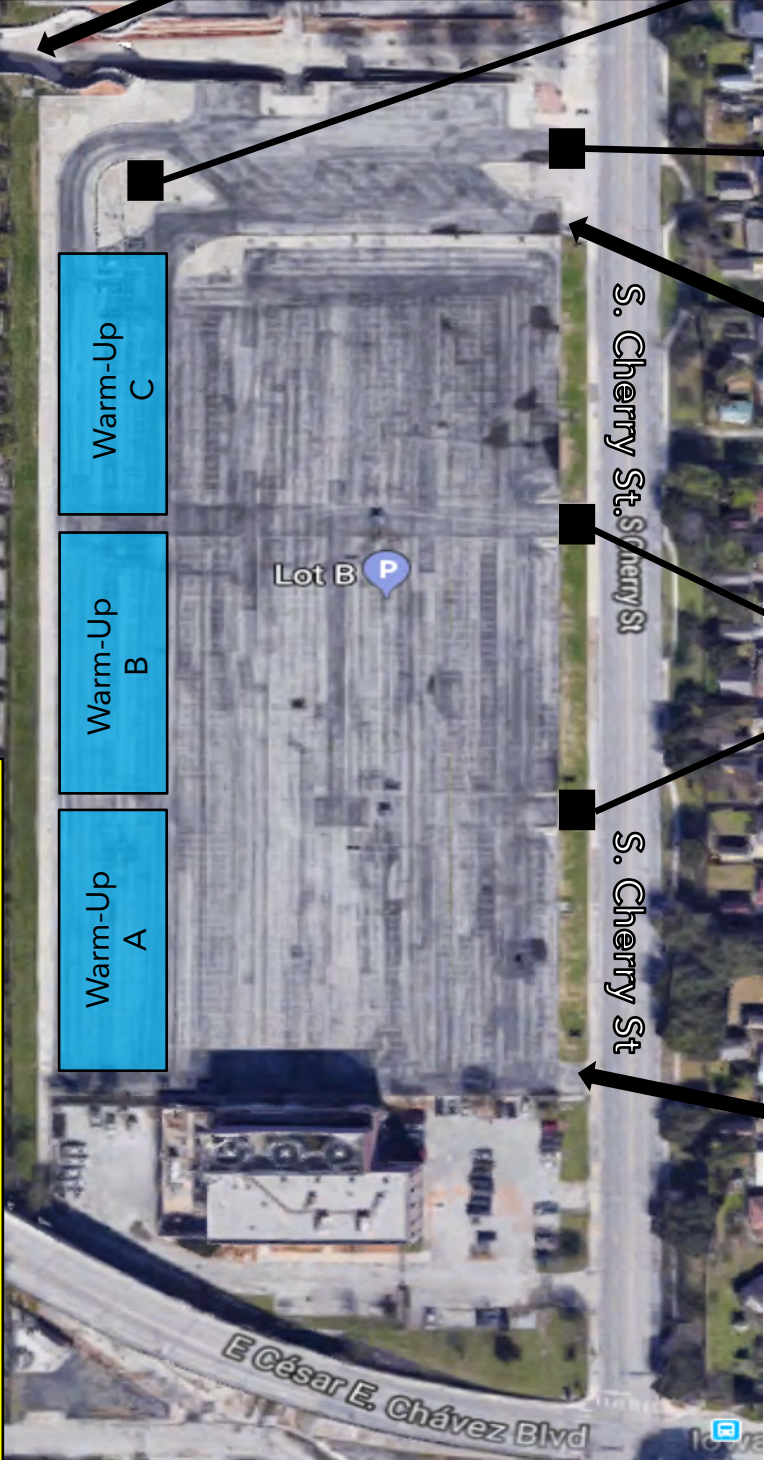
The Alamodome will follow the "CLEAR BAG POLICY". Please share this with your students & parents.

Please see the "Band Information Packet" for more details.

Food items must be brought in with you and consumed on the buses.

Caterers and concessionaires are not permitted to deliver food to Alamodome property.

Setting up a mobile kitchen or catering station is also prohibited



Walkway to Equipment Trucks for unloading (Lot A) & Warm-Up

Pick up Bus Permits, Director Credentials & Prelims comp tickets.

No Entry/Exit

Entrance

No Entry/Exit

Exit

